

# SUZUKI

PARTS CATALOGUE

## DF70A/80A/90A

DF70A

DF70ATH

DF80A

DF90A

DF90ATH



## OUTBOARD MOTOR

E01/E40

2015-10

2<sup>ND</sup> EDITION

This part catalogue supersedes all the following part catalogue with immediate effect

Model of catalogue	Parts catalogue No.
DF70A/80A/90A	9900B-45335

PREFACE

When it becomes necessary to replace parts on SUZUKI OUTBOARD MOTORS, always use SUZUKI GENUINE PARTS which have passed a strict inspection which guarantees quality and performance.

This parts catalogue covers the list of all service parts for SUZUKI DF70A/80A/90A production start 2015.

INSTRUCTIONS FOR QUOTING THE CATALOGUE

1. DIMENSIONS

Dimensions of the parts in this catalogue are indicated in unit millimeters.

2. ABBREVIATIONS

Abbreviations used in this catalogue are as follows:

AR	: As required	NT	: Number of teeth
ASSY	: Assembly	OPT	: Optional
E. NO.	: Engine number	OS	: Over size
F. NO.	: Frame number	STD	: Standard
D	: Diameter of material	T	: Thickness
ID	: Inside diameter	US	: Under size
OD	: Outside diameter	W	: Width
L	: Length	W/	: With
LH(PORT)	: Left hand side	L, X	: Transom type
RH(STBD)	: Right hand side	SUS	: Stainless steel
~031234	: Up to E.No. 09003F-031234	PTT	: Power trim and tilt
031234~	: From E.No. 09003F-031234		

$\frac{12}{|} \times \frac{34}{|} \times \frac{5.6}{|}$ ..... Figures in the description column

| | | show the dimensions of parts.

ID OD T(or W, L)

→12345-56781 (Parts No.) : indicates that the parts number was changed to 12345-56781 and the new parts are interchangeable with the former ones but the former ones are not interchangeable with new ones.

←12345-56781 (Parts No.) : indicates that the former and new parts are interchangeable with each other and both are usable.

3. INNER PARTS OF ASSEMBLY

Part name with a dot (.) in front as shown in the description column indicates the component of the assembly also available individually.

4. MODIFICATION NOTICE

A parts bulletin will be sent to you on all occasions when changes in parts occur, including interchangeable modifications between new parts and old ones.

5. NOTE

5-1. There are some different parts from those of production models among spare parts for the administrative reasons and common use of them with other models.

5-2. In respect of rubber hoses and vinyl tubes, please be sure to use them by cutting off according to the length mentioned on parts catalogue or what is actually required on the vehicle.

5-3. Note that the drawings on the illustration page are for ready reference of spare parts number, not to be used as an assembly manual. When assembling, use "SUZUKI SERVICE MANUAL".

6. MODEL NAME AND ENGINE NUMBER


MODEL	DESTINATION	TYPE	TRANSOM	COLOR	ENGINE No.
DF70AT	E01, E40	07003F	L, X	OEP, Y5S	07003F-610001~
DF70ATH	E01, E40	07003F	L, X	OEP	07003F-610001~
DF80AT	E01, E40	08002F	L, X	OEP	08002F-610001~
DF90AT	E01, E40	09003F	L, X	OEP, Y5S	09003F-610001~
DF90ATH	E01, E40	09003F	L, X	OEP	09003F-610001~

MILLIMETER → INCH CONVERSION CHART

	0	1	2	3	4	5	6	7	8	9
00	.000	.039	.079	.118	.157	.197	.236	.276	.315	.354
10	.394	.433	.472	.512	.551	.591	.630	.669	.709	.748
20	.787	.827	.866	.906	.945	.984	1.024	1.063	1.102	1.142
30	1.181	1.220	1.260	1.299	1.339	1.378	1.417	1.457	1.496	1.535
40	1.575	1.614	1.654	1.693	1.732	1.772	1.811	1.850	1.890	1.929
50	1.969	2.008	2.047	2.087	2.126	2.165	2.205	2.214	2.283	2.323
60	2.362	2.402	2.441	2.480	2.520	2.559	2.598	2.638	2.677	2.717
70	2.756	2.795	2.835	2.874	2.913	2.953	2.992	3.031	3.071	3.110
80	3.150	3.189	3.228	3.268	3.307	3.346	3.386	3.425	3.465	3.504
90	3.543	3.583	3.622	3.661	3.701	3.740	3.780	3.819	3.858	3.898

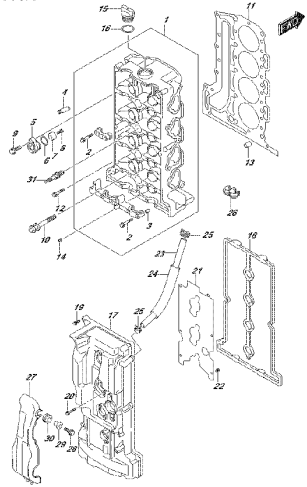
How to read

	0	1	2	3	4
00	...	...	...	...	...
10	...	...	...	...	...
20	...	...	...	0.906	...
30	...	...	...	...	...


 23 millimeters equal 0.906 inch

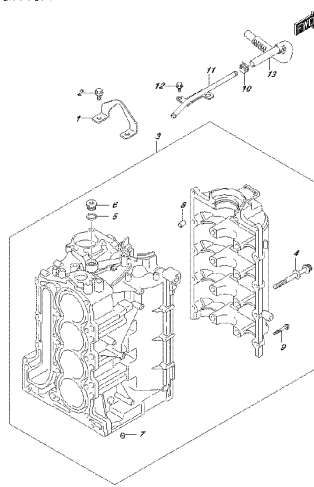
Contents are subject to change without notice or obligation.

FIG.111A



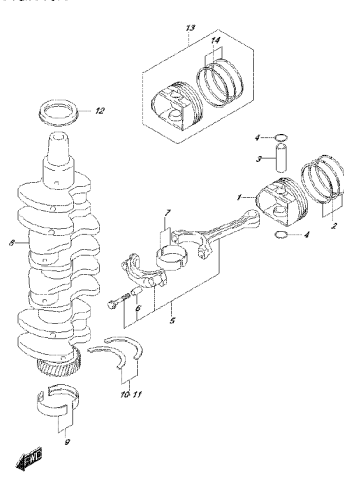
DP36A\_EPL\_016.111A  
CYLINDERHEAD

FIG.113A



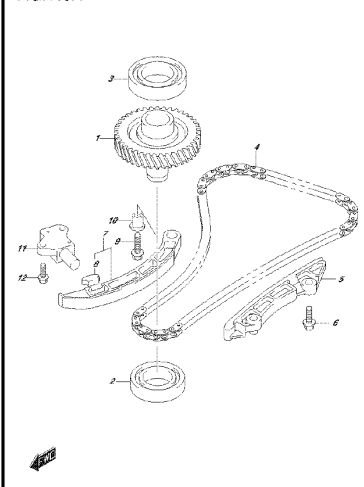
DP36A\_EPL\_016.113A  
CRANKSHAFT

FIG.116A



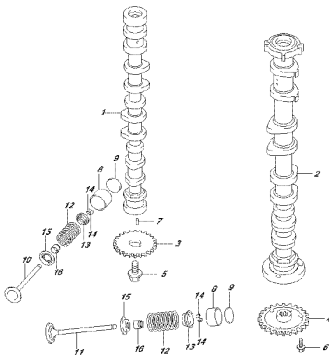
DP36A\_EPL\_016.116A  
CAMSHAFT

FIG.119A



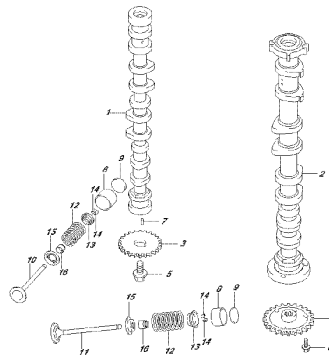
DP36A\_EPL\_016.119A  
TIMINGBELT

FIG.121A



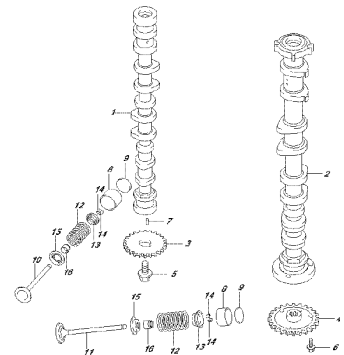
DP36A\_EPL\_016.121A  
CAMSHAFT

FIG.121B



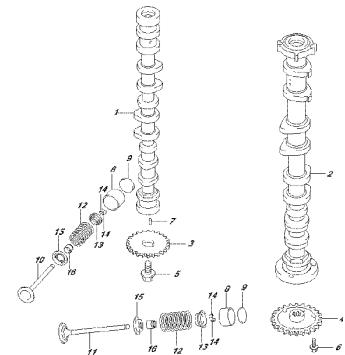
DP36A\_EPL\_016.121B  
CAMSHAFT

FIG.121C



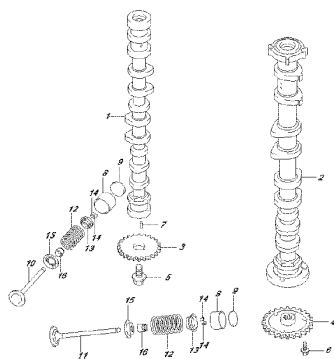
DP36A\_EPL\_016.121C  
CAMSHAFT

FIG.121D



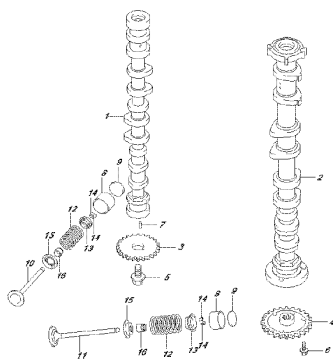
DP36A\_EPL\_016.121D  
CAMSHAFT

FIG.121E



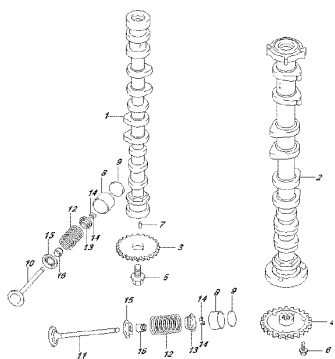
DP36A, EP1, 016, 121E  
DABROHAF

FIG.121F



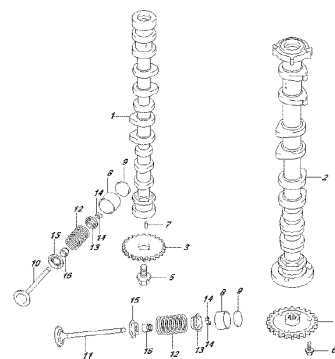
DP36A, EP1, 016, 121F  
DABROHAF

FIG.121G



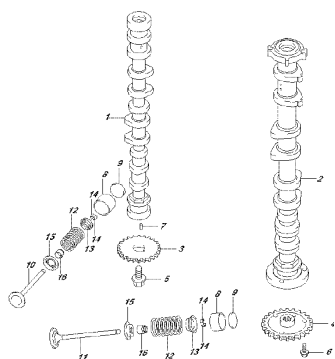
DP36A, EP1, 016, 121G  
DABROHAF

FIG.121H



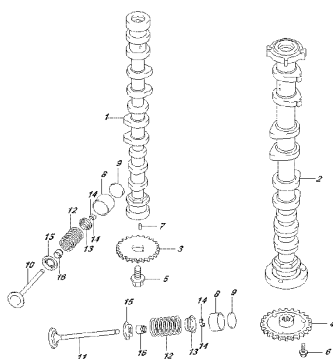
DP36A, EP1, 016, 121H  
DABROHAF

FIG.121J



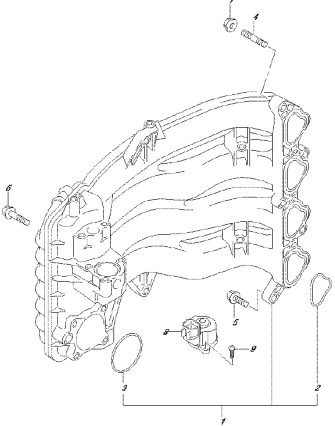
DP36A, EP1, 016, 121J  
DABROHAF

FIG.121K



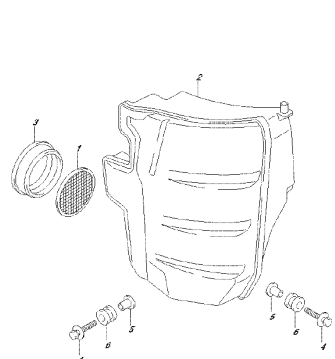
DP36A, EP1, 016, 121K  
DABROHAF

FIG.122A



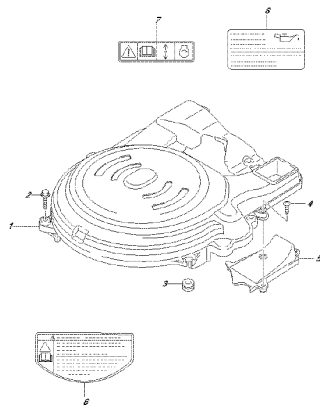
DP36A, EP1, 016, 122A  
HIZAKE HANRICO LTD

FIG.134A



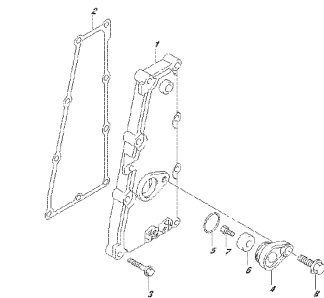
DP36A, EP1, 016, 134A  
SILVANO

FIG. 136A



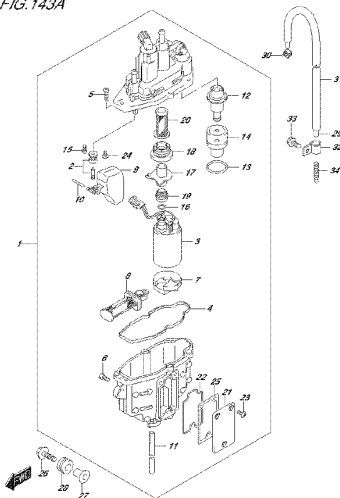
DP36A, EP1, 016, 136P  
FILE: 14603457.CDR

FIG. 140A



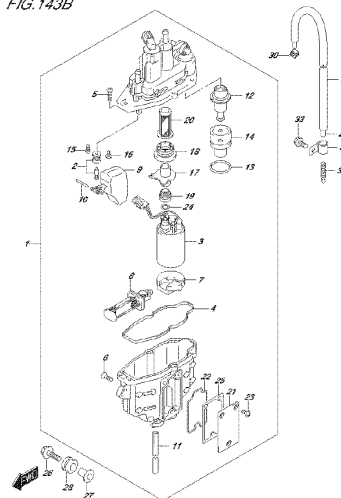
DP36A, EP1, 016, 140P  
FILE: 14603457.CDR

FIG. 143A



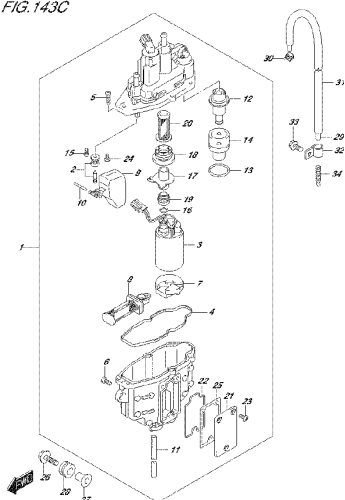
DP36A, EP1, 016, 143P  
FILE: 14603457.CDR

FIG. 143B



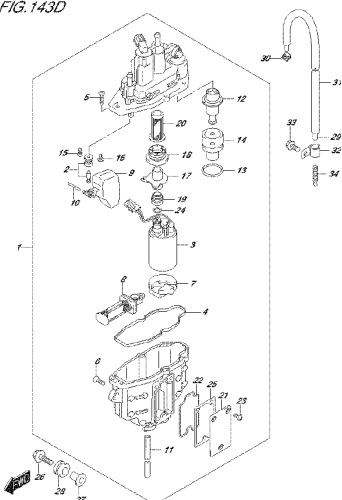
DP36A, EP1, 016, 143P  
FILE: 14603457.CDR

FIG. 143C



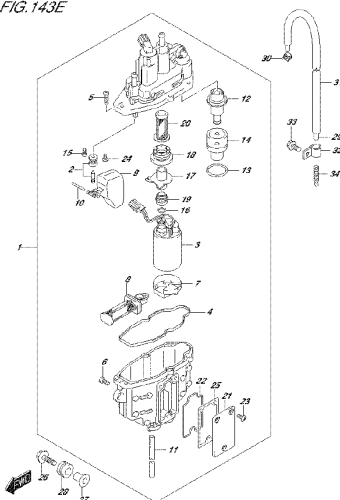
DP36A, EP1, 016, 143C  
FILE: 14603457.CDR

FIG. 143D



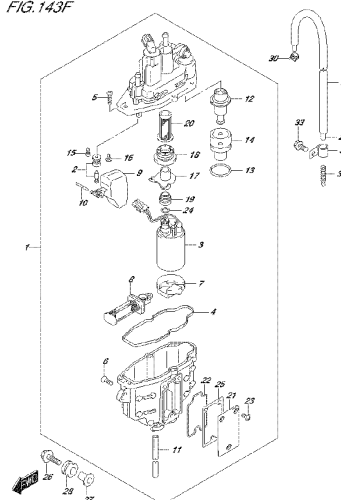
DP36A, EP1, 016, 143D  
FILE: 14603457.CDR

FIG. 143E



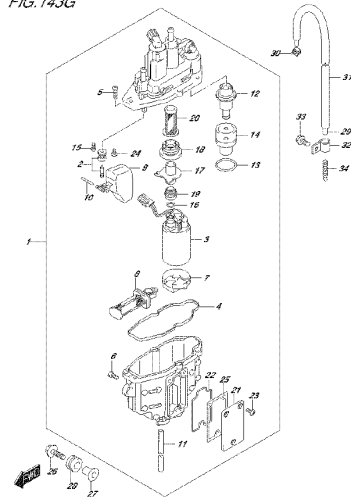
DP36A, EP1, 016, 143E  
FILE: 14603457.CDR

FIG. 143F



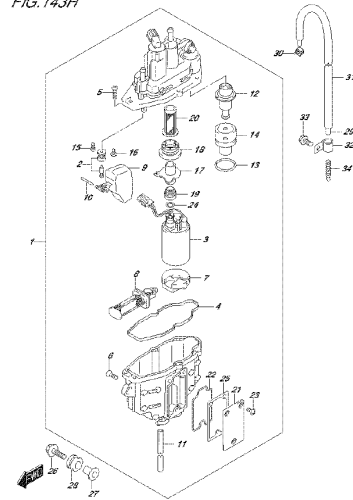
DP36A, EP1, 016, 143F  
FILE: 14603457.CDR

FIG.143G



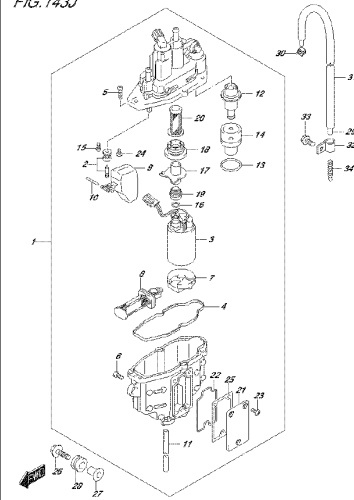
DP36A, EPI, 01E, 143G  
FUEL HARNESS/INJECTOR

FIG.143H



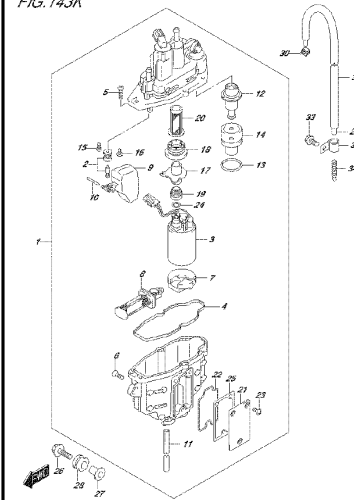
DP36A, EPI, 01E, 143H  
FUEL HARNESS/INJECTOR

FIG.143J



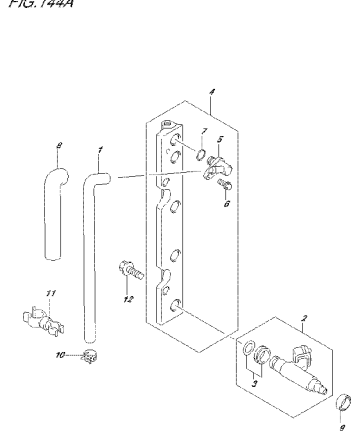
DP36A, EPI, 01E, 143J  
FUEL HARNESS/INJECTOR

FIG.143K



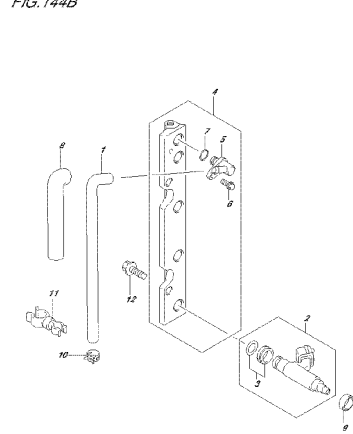
DP36A, EPI, 01E, 143K  
FUEL HARNESS/INJECTOR

FIG.144A



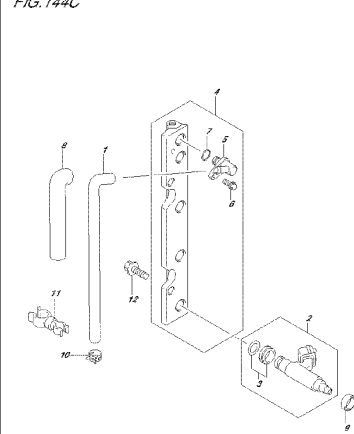
DP36A, EPI, 01E, 144A  
FUEL INJECTOR

FIG.144B



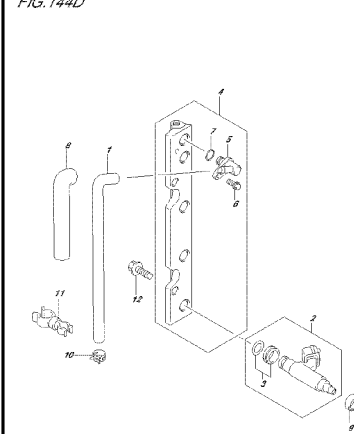
DP36A, EPI, 01E, 144B  
FUEL INJECTOR

FIG.144C



DP36A, EPI, 01E, 144C  
FUEL INJECTOR

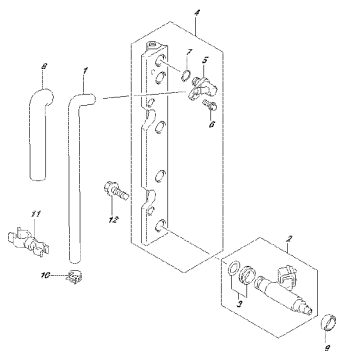
FIG.144D



DP36A, EPI, 01E, 144D  
FUEL INJECTOR

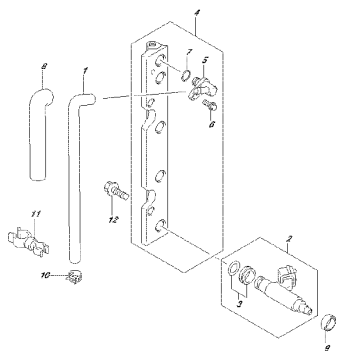


FIG.144E



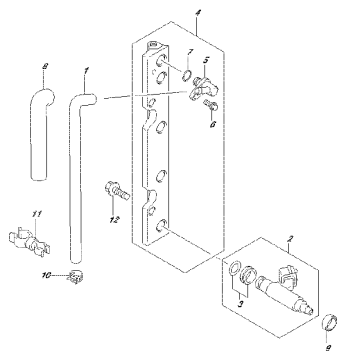
DP36A, EP1, 01E, 144E  
FUEL INJECTOR

FIG.144F



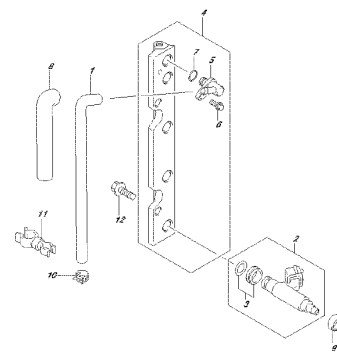
DP36A, EP1, 01E, 144F  
FUEL INJECTOR

FIG.144G



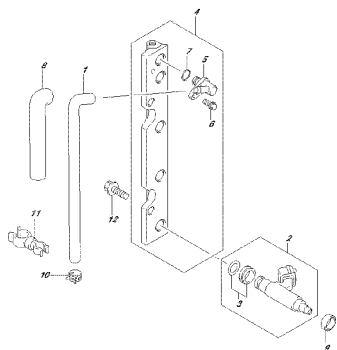
DP36A, EP1, 01E, 144G  
FUEL INJECTOR

FIG.144H



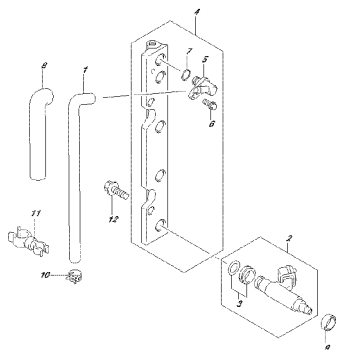
DP36A, EP1, 01E, 144H  
FUEL INJECTOR

FIG.144J



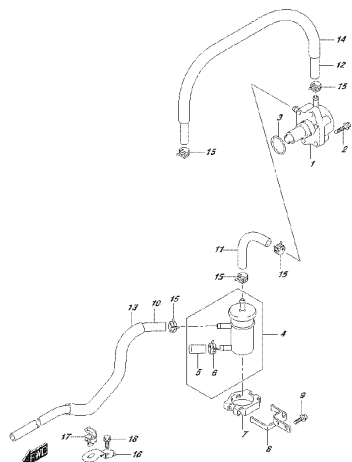
DP36A, EP1, 01E, 144J  
FUEL INJECTOR

FIG.144K



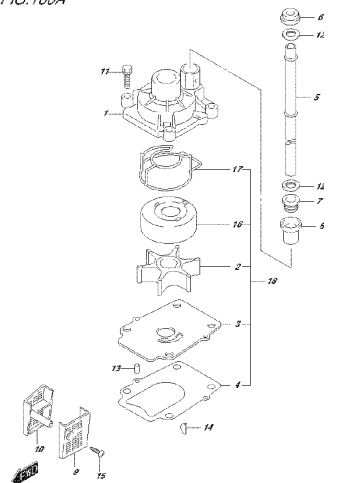
DP36A, EP1, 01E, 144K  
FUEL INJECTOR

FIG.146A



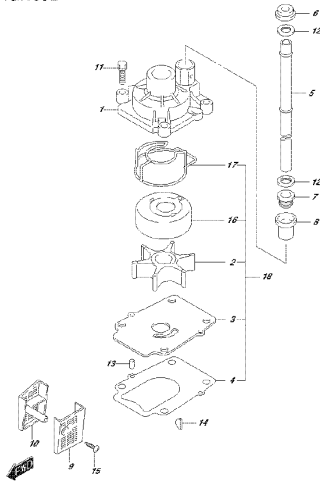
DP36A, EP1, 01E, 146A  
FUEL PUMP

FIG.160A



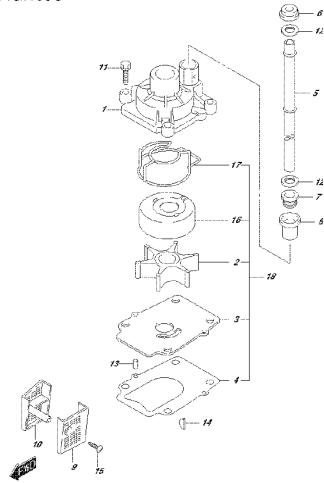
DP36A, EP1, 01E, 160A  
WATER PUMP

FIG. 160B



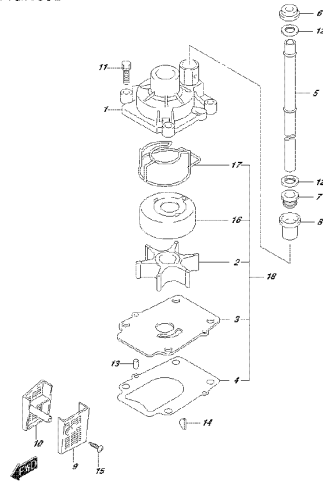
DP36A EP1.016.003  
WATER PLUG

FIG. 160C



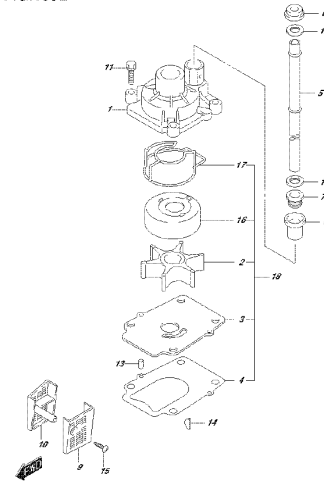
DP36A EP1.016.00C  
WATER PLUG

FIG. 160D



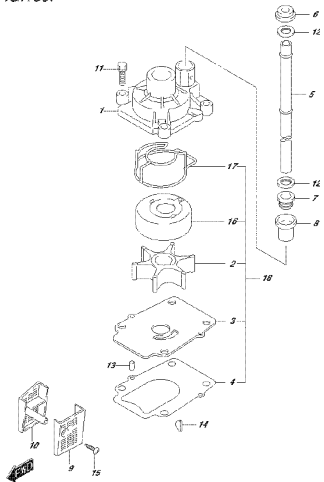
DP36A EP1.016.00D  
WATER PLUG

FIG. 160E



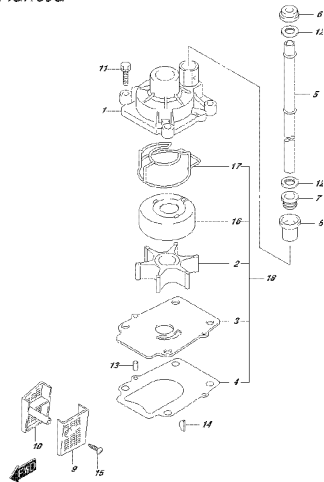
DP36A EP1.016.00E  
WATER PLUG

FIG. 160F



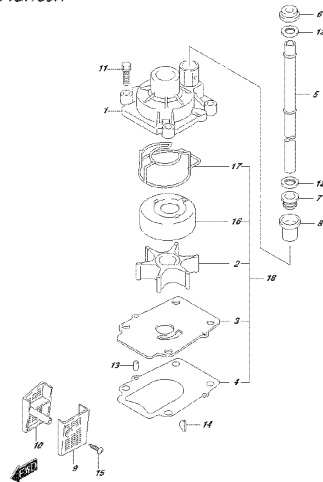
DP36A EP1.016.00F  
WATER PLUG

FIG. 160G



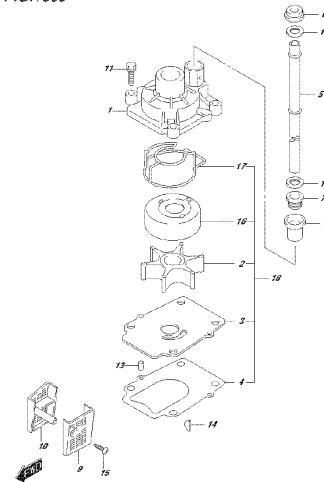
DP36A EP1.016.00G  
WATER PLUG

FIG. 160H



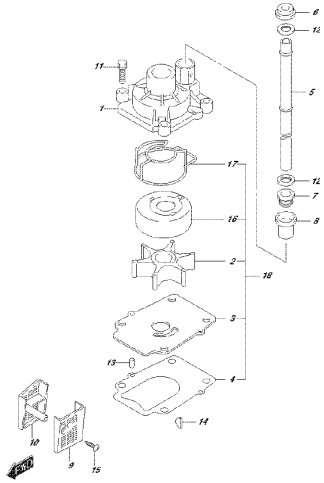
DP36A EP1.016.00H  
WATER PLUG

FIG. 160J



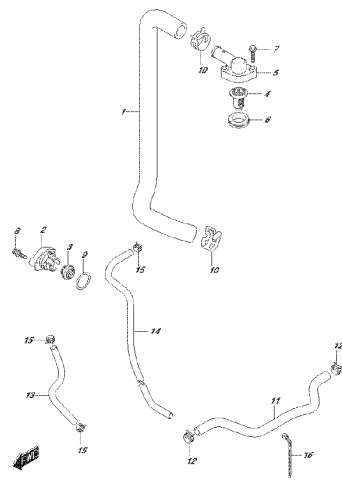
DP36A EP1.016.00J  
WATER PLUG

FIG. 160K



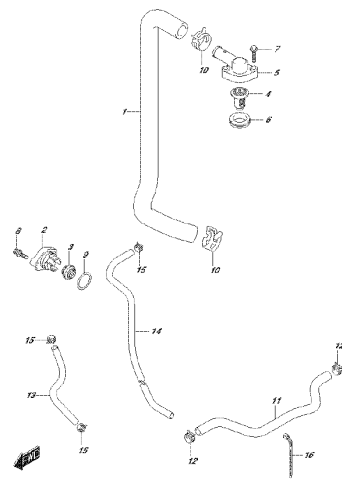
DP364, EP1, 016, 160K  
THERMOSTAT

FIG. 162A



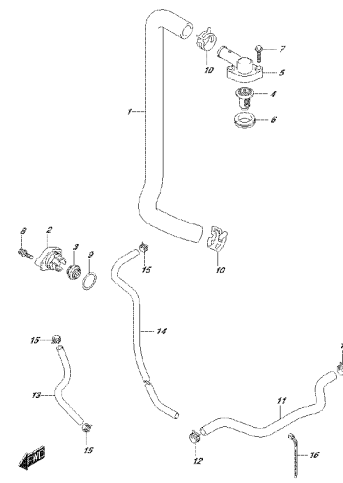
DP364, EP1, 016, 162A  
THERMOSTAT

FIG. 162B



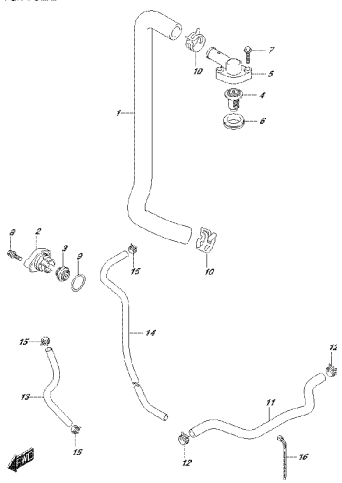
DP364, EP1, 016, 162B  
THERMOSTAT

FIG. 162C



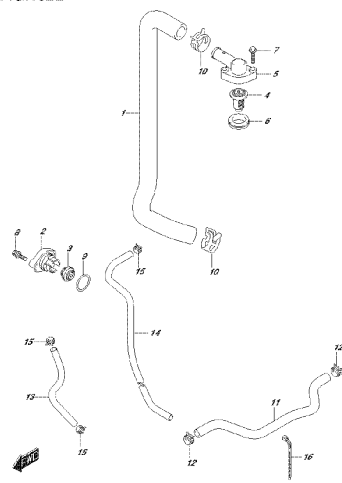
DP364, EP1, 016, 162C  
THERMOSTAT

FIG. 162D



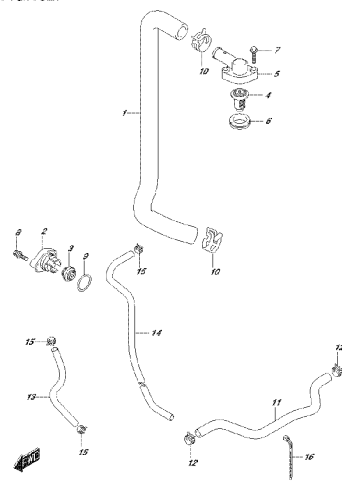
DP364, EP1, 016, 162D  
THERMOSTAT

FIG. 162E



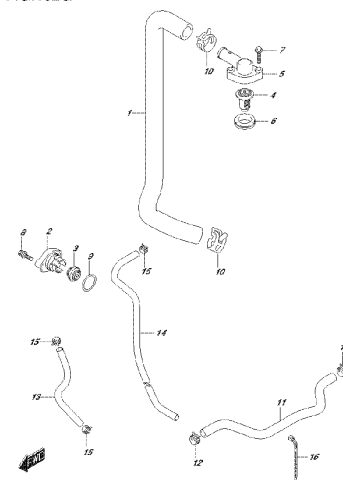
DP364, EP1, 016, 162E  
THERMOSTAT

FIG. 162F



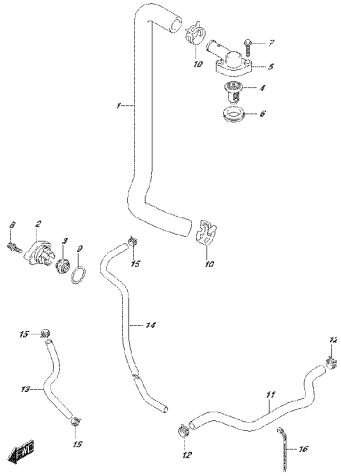
DP364, EP1, 016, 162F  
THERMOSTAT

FIG. 162G



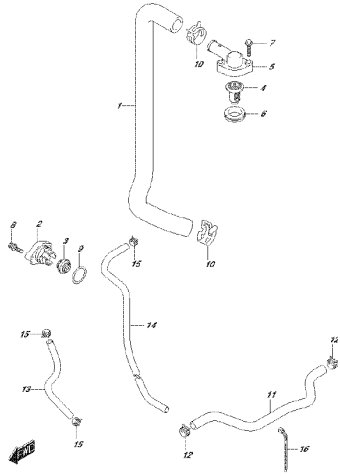
DP364, EP1, 016, 162G  
THERMOSTAT

FIG. 162H



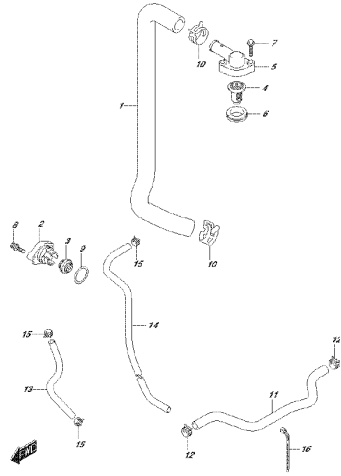
DP36A, EP1, 016, 163P  
THROTTLE BODY

FIG. 162J



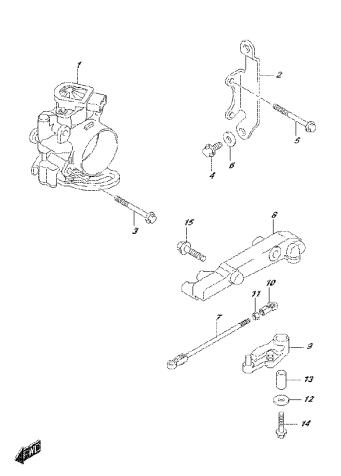
DP36A, EP1, 016, 163P  
THROTTLE BODY

FIG. 162K



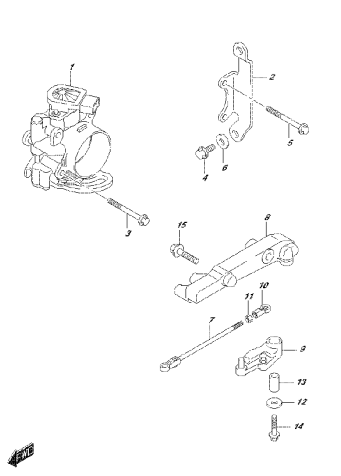
DP36A, EP1, 016, 163P  
THROTTLE BODY

FIG. 163A



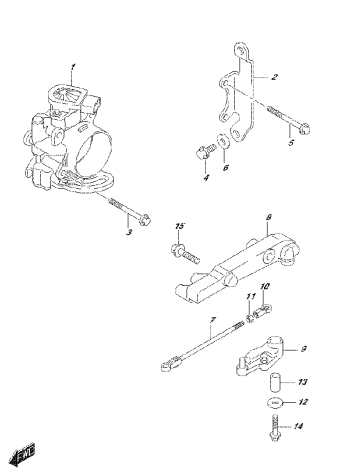
DP36A, EP1, 016, 163P  
THROTTLE BODY

FIG. 163B



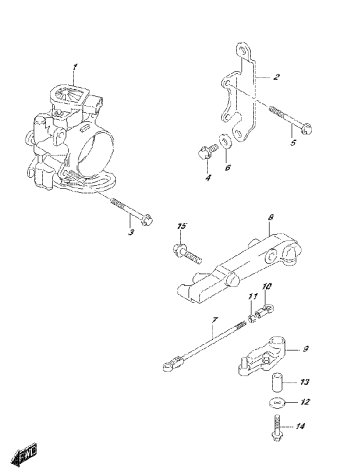
DP36A, EP1, 016, 163P  
THROTTLE BODY

FIG. 163C



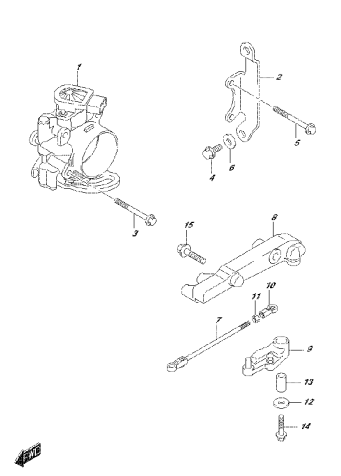
DP36A, EP1, 016, 163P  
THROTTLE BODY

FIG. 163D



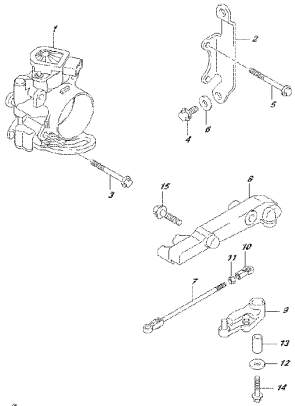
DP36A, EP1, 016, 163P  
THROTTLE BODY

FIG. 163E



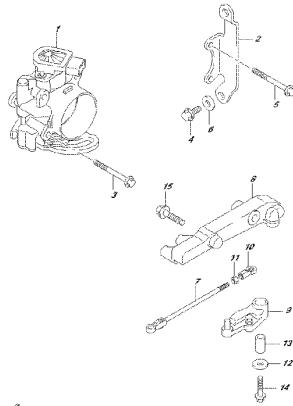
DP36A, EP1, 016, 163P  
THROTTLE BODY

FIG. 163F



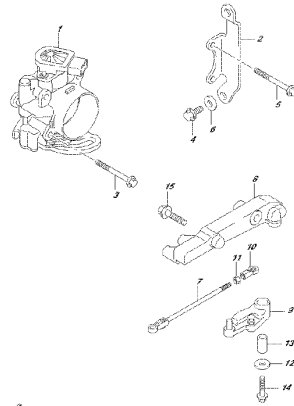
DP364, EP1, 016, 163F  
THROTTLE BODY

FIG. 163G



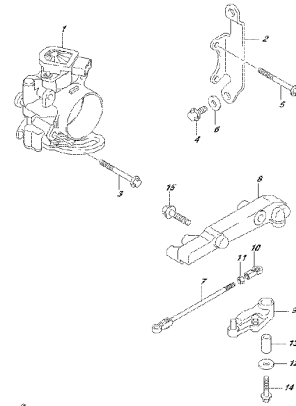
DP364, EP1, 016, 163G  
THROTTLE BODY

FIG. 163H



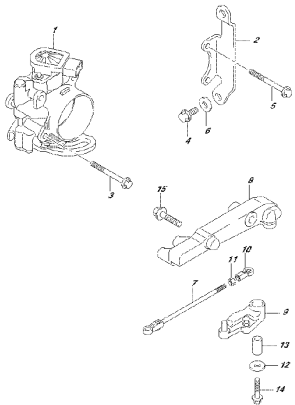
DP364, EP1, 016, 163H  
THROTTLE BODY

FIG. 163J



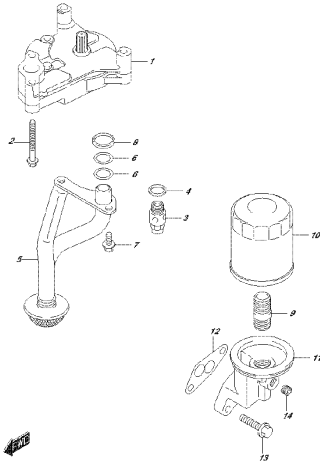
DP364, EP1, 016, 163J  
THROTTLE BODY

FIG. 163K



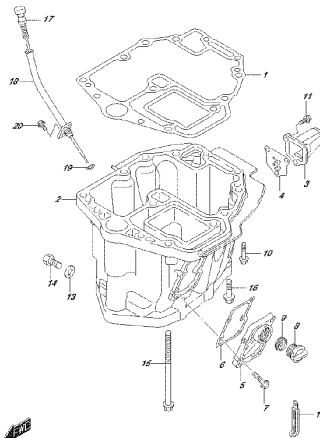
DP364, EP1, 016, 163K  
THROTTLE BODY

FIG. 175A



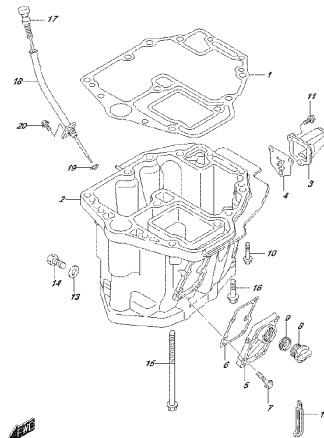
DP364, EP1, 016, 175A  
OIL PUMP

FIG. 180A



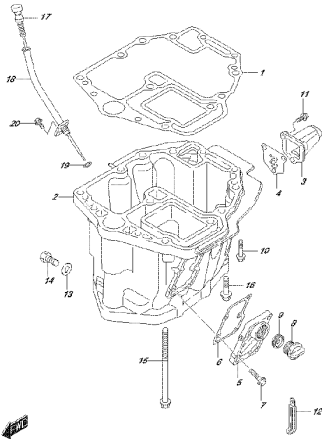
DP364, EP1, 016, 180A  
OIL PUMP

FIG. 180B



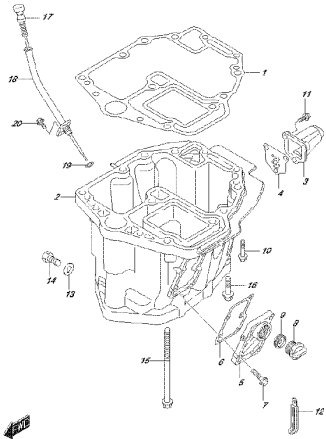
DP364, EP1, 016, 180B  
OIL PUMP

FIG. 180C



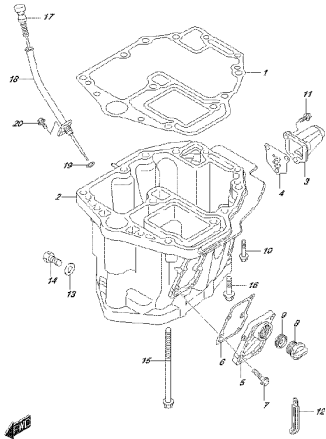
DP364, EP1, 616, 180C  
OIL PAW

FIG. 180D



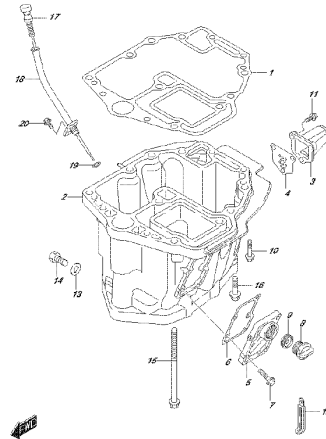
DP364, EP1, 616, 180D  
OIL PAW

FIG. 180E



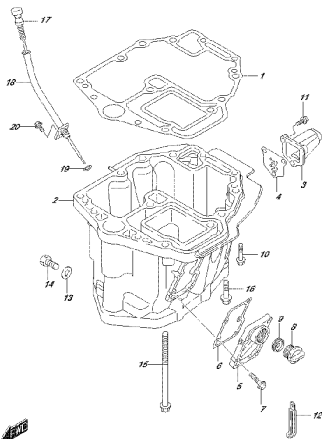
DP364, EP1, 616, 180E  
OIL PAW

FIG. 180F



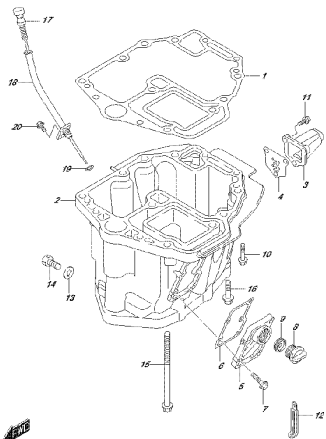
DP364, EP1, 616, 180F  
OIL PAW

FIG. 180G



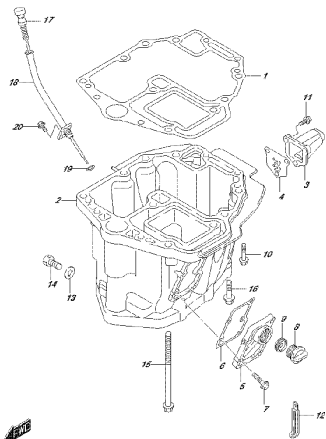
DP364, EP1, 616, 180G  
OIL PAW

FIG. 180H



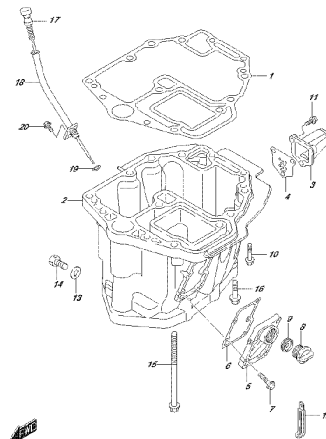
DP364, EP1, 616, 180H  
OIL PAW

FIG. 180J



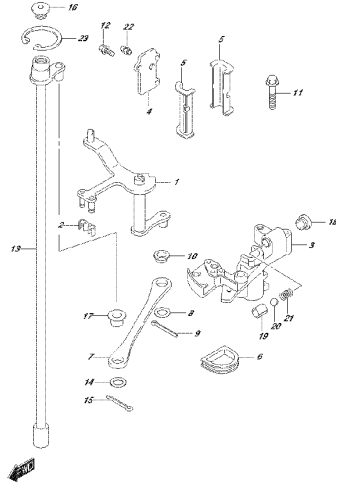
DP364, EP1, 616, 180J  
OIL PAW

FIG. 180K



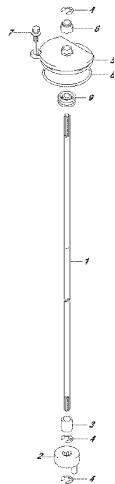
DP364, EP1, 616, 180K  
OIL PAW

FIG.204A



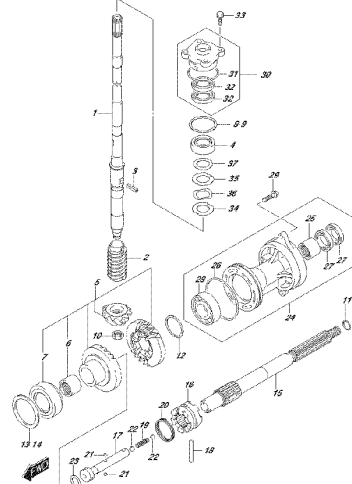
DP304, EP1, 016, 204A  
CLUBHEAD

FIG.206A



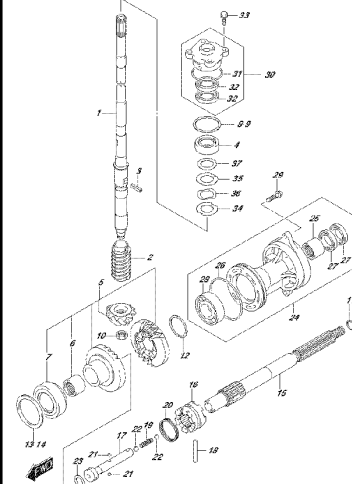
DP304, EP1, 016, 206A  
CLUBHEAD

FIG.220A



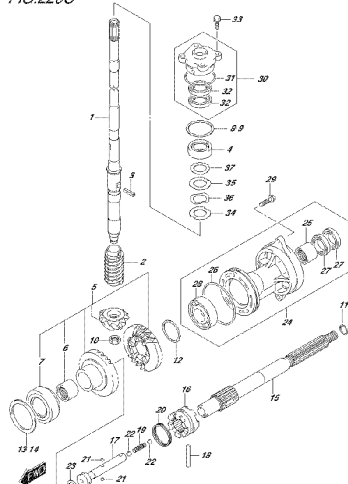
DP304, EP1, 016, 220A  
TRAWANSTRICH

FIG.220B



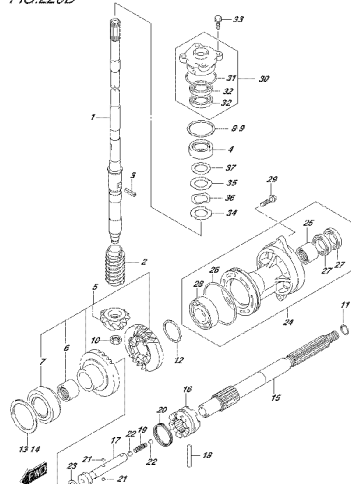
DP304, EP1, 016, 220B  
TRAWANSTRICH

FIG.220C



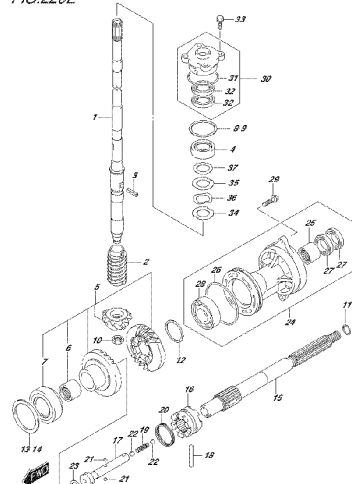
DP304, EP1, 016, 220C  
TRAWANSTRICH

FIG.220D



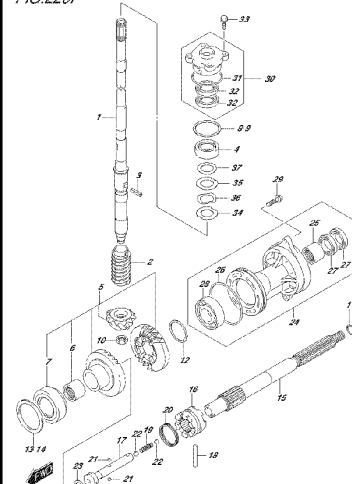
DP304, EP1, 016, 220D  
TRAWANSTRICH

FIG.220E



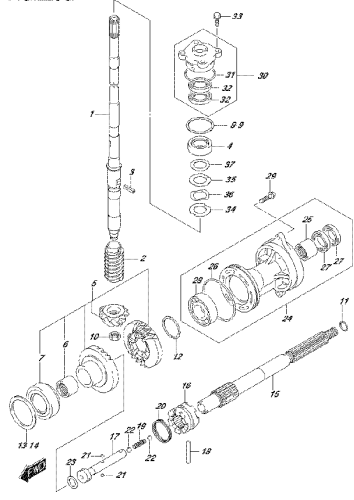
DP304, EP1, 016, 220E  
TRAWANSTRICH

FIG.220F



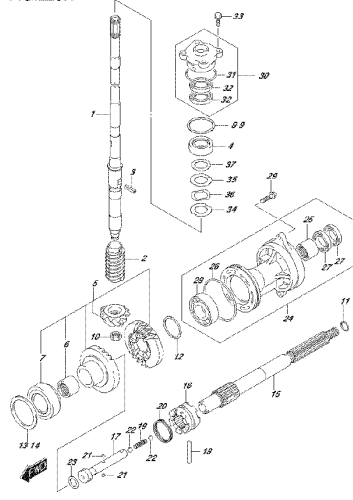
DP304, EP1, 016, 220F  
TRAWANSTRICH

FIG.220G



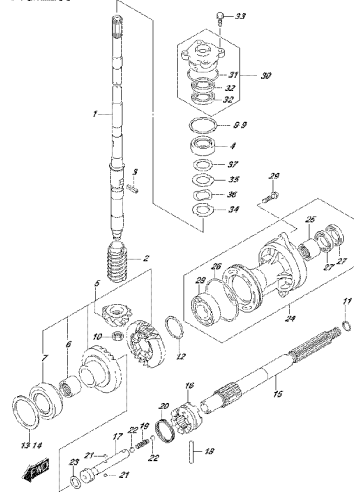
DP364, EP1, 016, 2830  
1044388292CH

FIG.220H



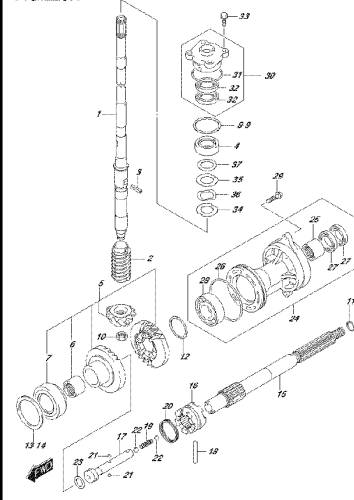
DP364, EP1, 016, 2831  
1044388292CH

FIG.220J



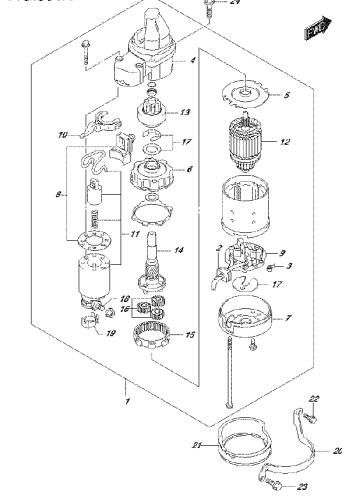
DP364, EP1, 016, 2831  
1044388292CH

FIG.220K



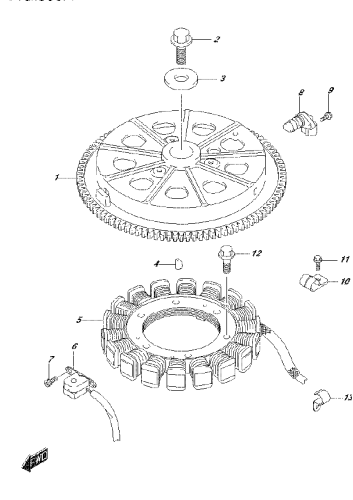
DP364, EP1, 016, 2831  
1044388292CH

FIG.301A



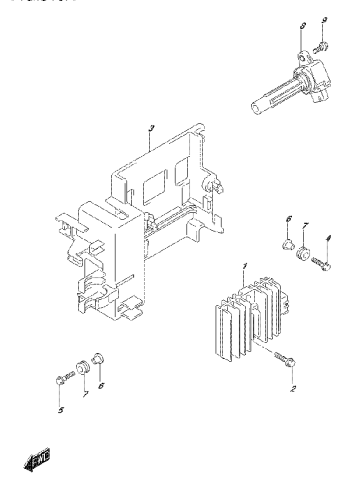
DP364, EP1, 016, 3134  
STARTER MOTOR

FIG.303A



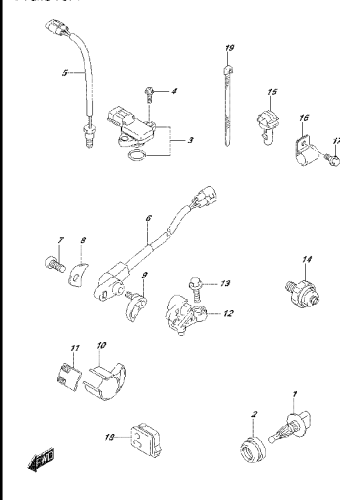
DP364, EP1, 016, 3134  
RECHTFREQUENZUMWANDLER

FIG.310A



DP364, EP1, 016, 3134  
RECHTFREQUENZUMWANDLER

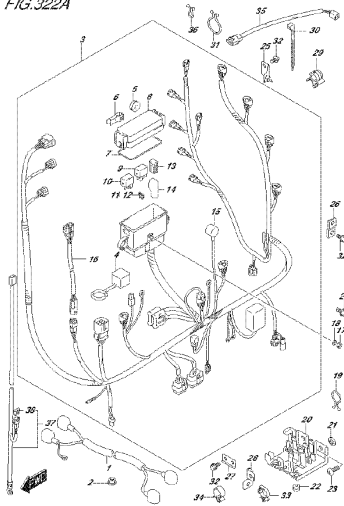
FIG.315A



DP364, EP1, 016, 3134  
RECHTFREQUENZUMWANDLER

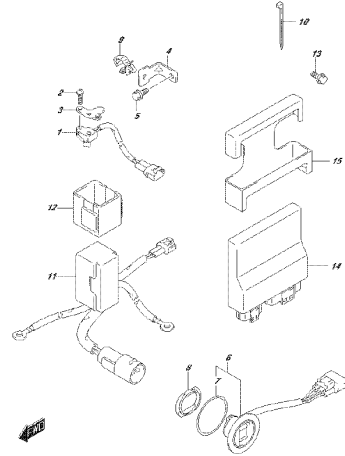


FIG.322A



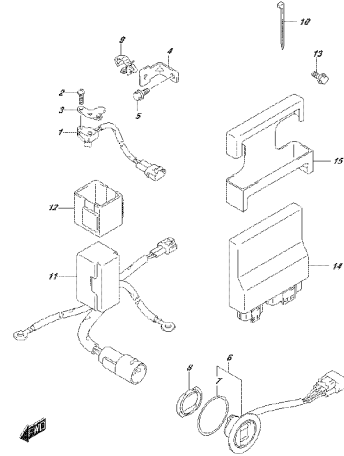
DP36A, EP1, 016, 2002  
P11 SWITCHWARE CONTROL UNIT

FIG.326A



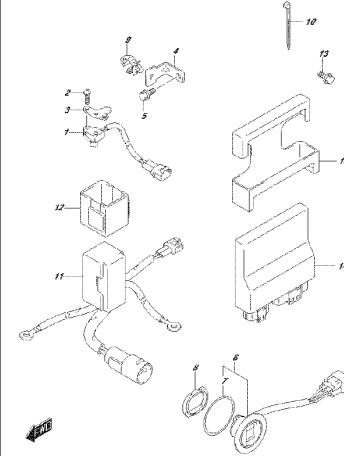
DP36A, EP1, 016, 2002  
P11 SWITCHWARE CONTROL UNIT

FIG.326B



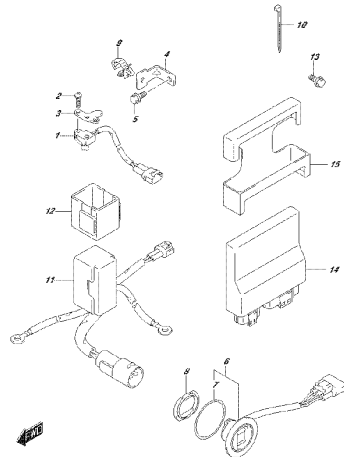
DP36A, EP1, 016, 2002  
P11 SWITCHWARE CONTROL UNIT

FIG.326C



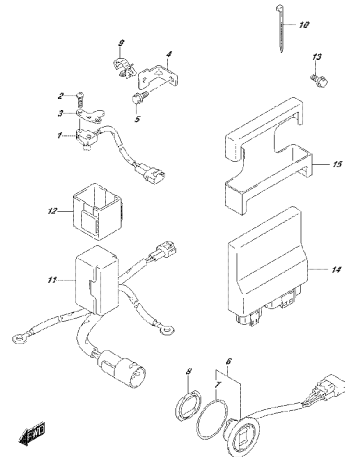
DP36A, EP1, 016, 2002  
P11 SWITCHWARE CONTROL UNIT

FIG.326D



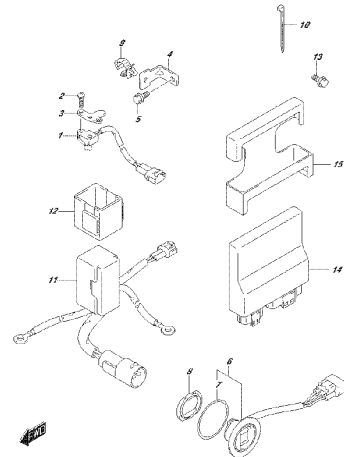
DP36A, EP1, 016, 2002  
P11 SWITCHWARE CONTROL UNIT

FIG.326E



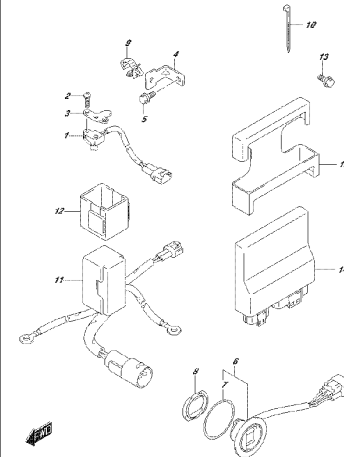
DP36A, EP1, 016, 2002  
P11 SWITCHWARE CONTROL UNIT

FIG.326F



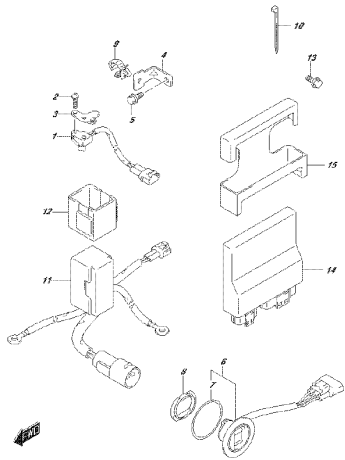
DP36A, EP1, 016, 2002  
P11 SWITCHWARE CONTROL UNIT

FIG.326G



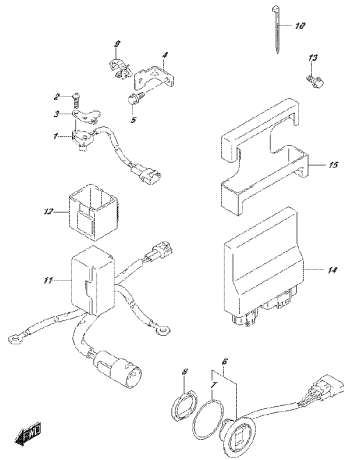
DP36A, EP1, 016, 2002  
P11 SWITCHWARE CONTROL UNIT

FIG.326H



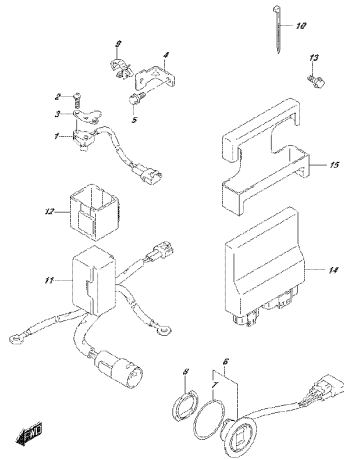
DP36A, EP11, 016, 2807  
KIT SWITCHING AND CONTROL UNIT

FIG.326J



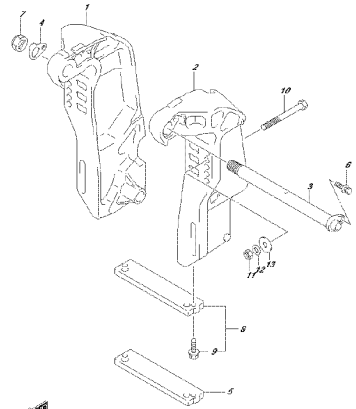
DP36A, EP11, 016, 2807  
KIT SWITCHING AND CONTROL UNIT

FIG.326K



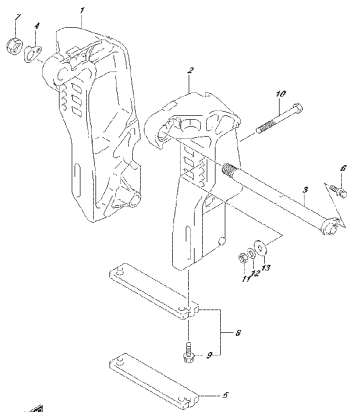
DP36A, EP11, 016, 2807  
KIT SWITCHING AND CONTROL UNIT

FIG.335A



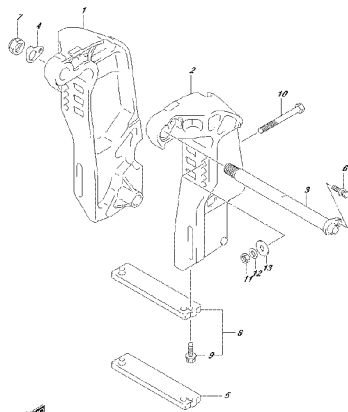
DP36A, EP11, 016, 3329  
CLAMP BRACKET

FIG.335B



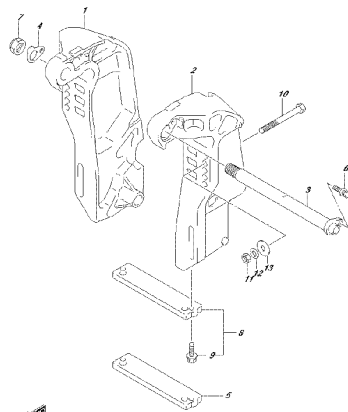
DP36A, EP11, 016, 3329  
CLAMP BRACKET

FIG.335C



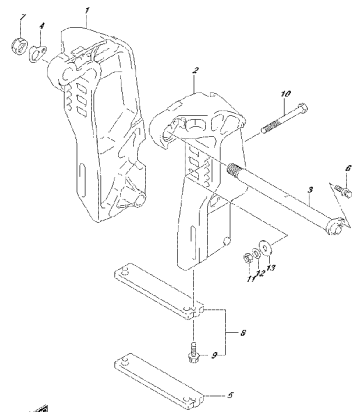
DP36A, EP11, 016, 3329  
CLAMP BRACKET

FIG.335D



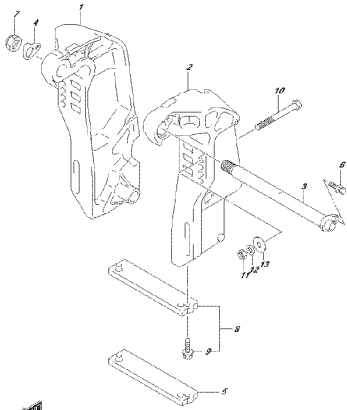
DP36A, EP11, 016, 3329  
CLAMP BRACKET

FIG.335E



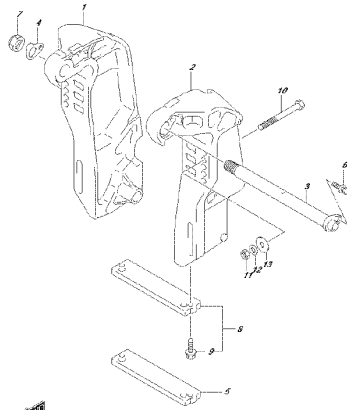
DP36A, EP11, 016, 3329  
CLAMP BRACKET

FIG. 335F



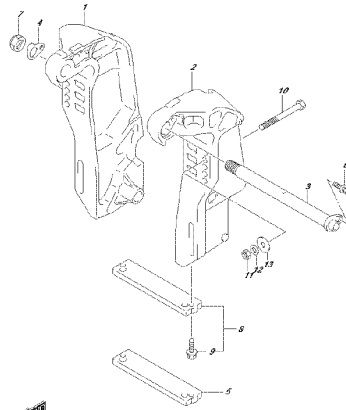
DP364-EP1-016-335F  
CLAMP BRACKET

FIG. 335G



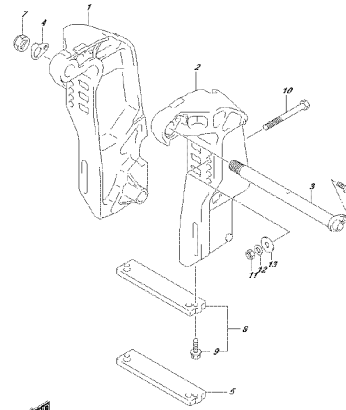
DP364-EP1-016-335G  
CLAMP BRACKET

FIG. 335H



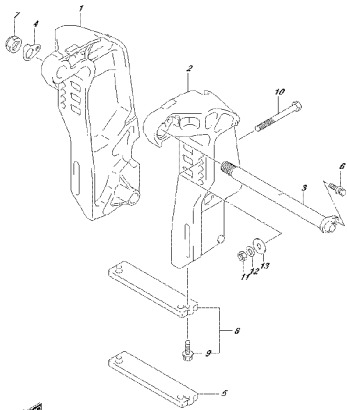
DP364-EP1-016-335H  
CLAMP BRACKET

FIG. 335J



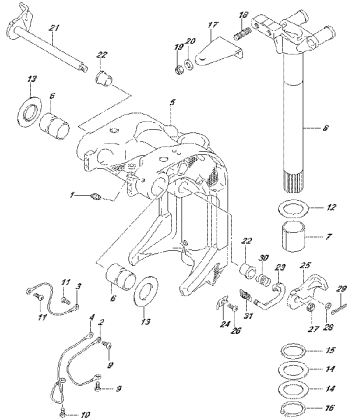
DP364-EP1-016-335J  
CLAMP BRACKET

FIG. 335K



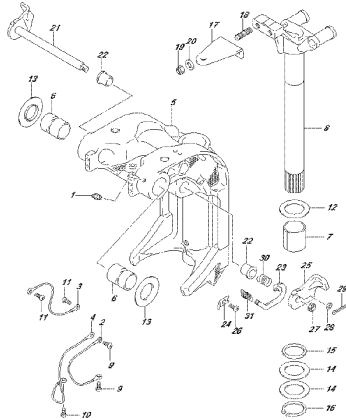
DP364-EP1-016-335K  
CLAMP BRACKET

FIG. 336A



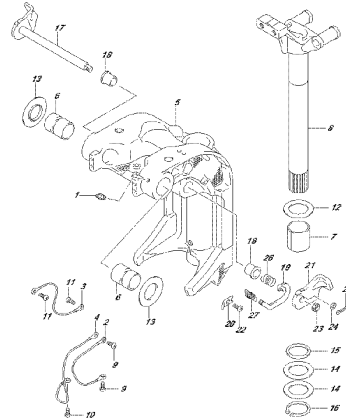
DP364-EP1-016-336A  
SWIVEL BRACKET

FIG. 336B



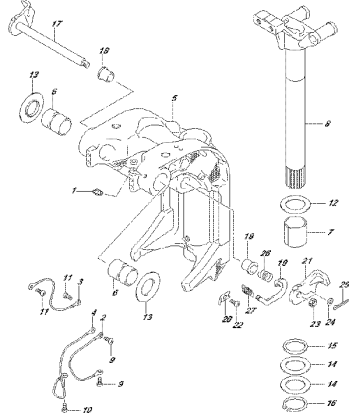
DP364-EP1-016-336B  
SWIVEL BRACKET

FIG. 336C



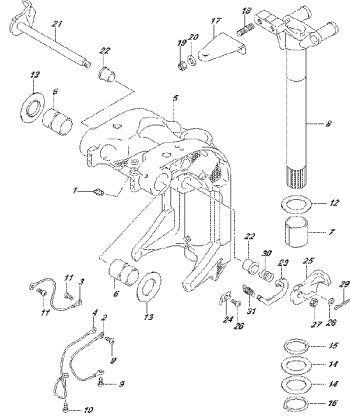
DP364-EP1-016-336C  
SWIVEL BRACKET

FIG.336D



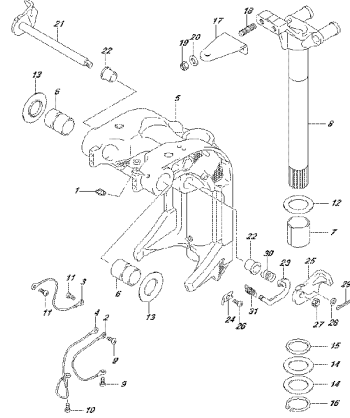
DP364, EP1, 016, 336D  
STWIKEL SPARKNET

FIG.336E



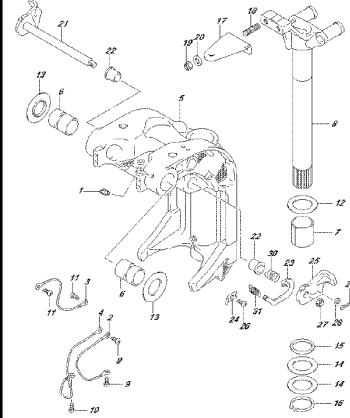
DP364, EP1, 016, 336E  
STWIKEL SPARKNET

FIG.336F



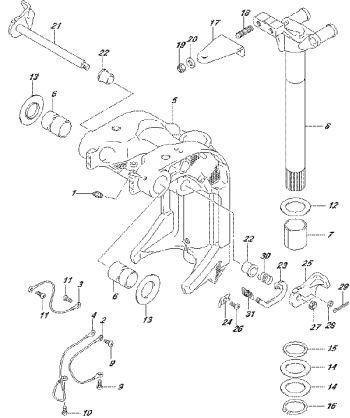
DP364, EP1, 016, 336F  
STWIKEL SPARKNET

FIG.336G



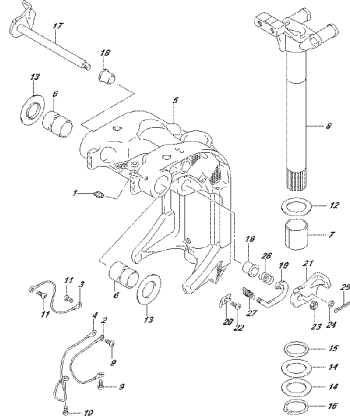
DP364, EP1, 016, 336G  
STWIKEL SPARKNET

FIG.336H



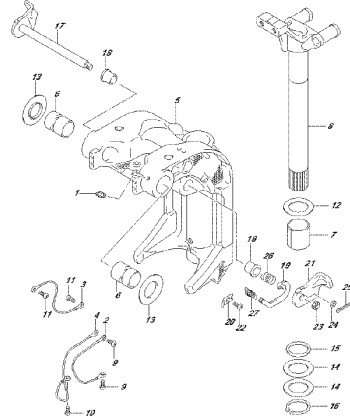
DP364, EP1, 016, 336H  
STWIKEL SPARKNET

FIG.336J



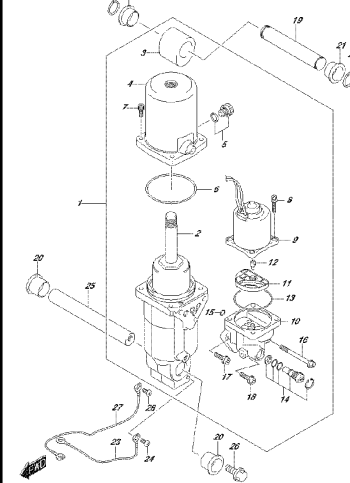
DP364, EP1, 016, 336J  
STWIKEL SPARKNET

FIG.336K



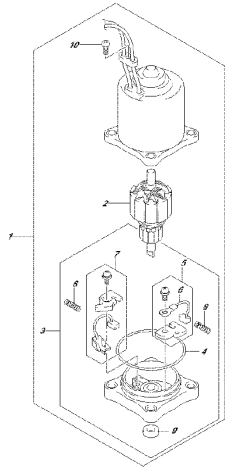
DP364, EP1, 016, 336K  
STWIKEL SPARKNET

FIG.337A



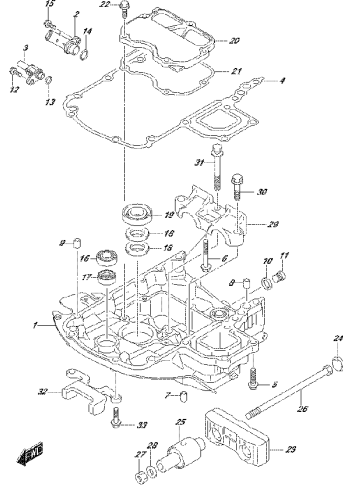
DP364, EP1, 016, 337A  
TRUCKYENGER

FIG.340A



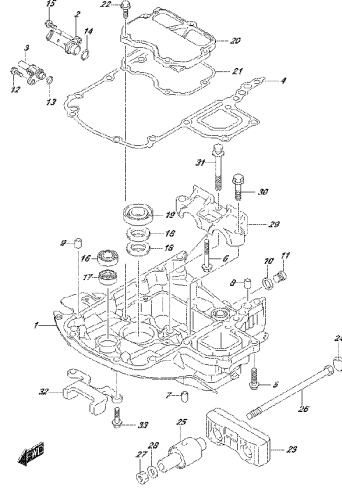
DP36A, EP1, 016, 404  
F17, 40329

FIG.401A



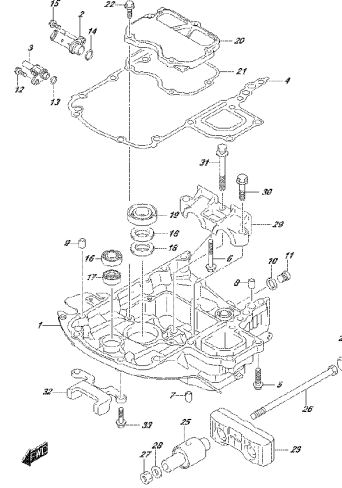
DP36A, EP1, 016, 401A  
F16096, 40329F

FIG.401B



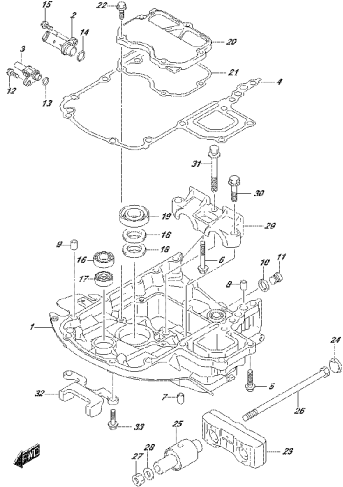
DP36A, EP1, 016, 401B  
F16096, 40329F

FIG.401C



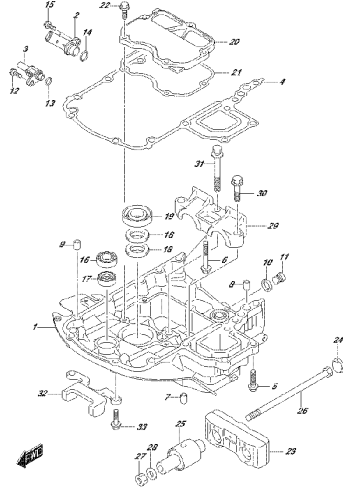
DP36A, EP1, 016, 401C  
F16096, 40329F

FIG.401D



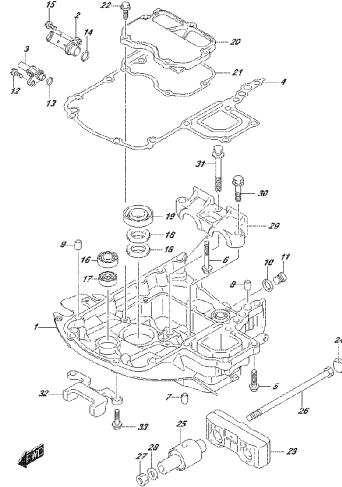
DP36A, EP1, 016, 401D  
F16096, 40329F

FIG.401E



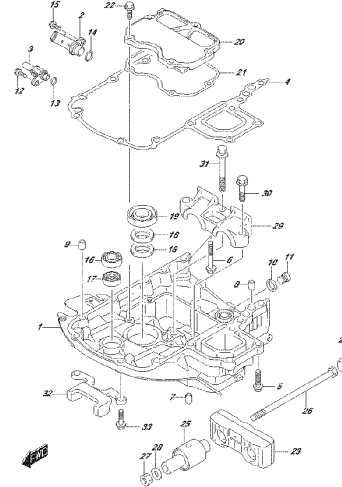
DP36A, EP1, 016, 401E  
F16096, 40329F

FIG.401F



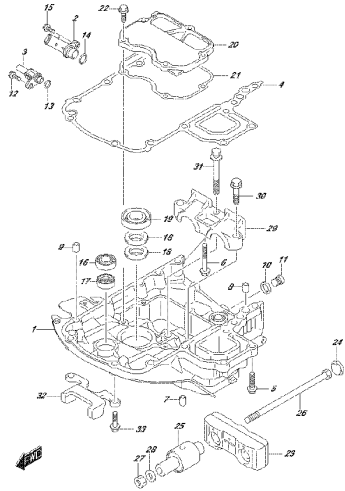
DP36A, EP1, 016, 401F  
F16096, 40329F

FIG.401G



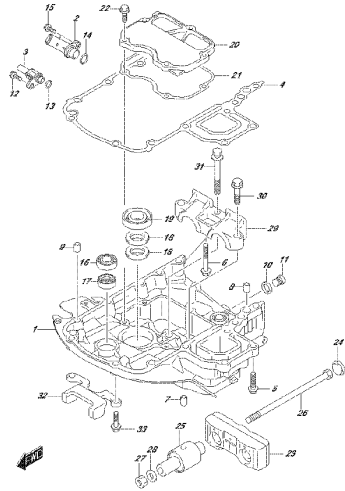
DP36A, EP1, 016, 401G  
F16096, 40329F

FIG.401H



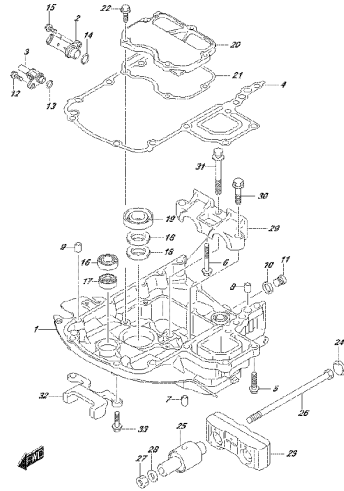
DP36A, EP1, 016-451V  
©2006F-403-25P

FIG.401J



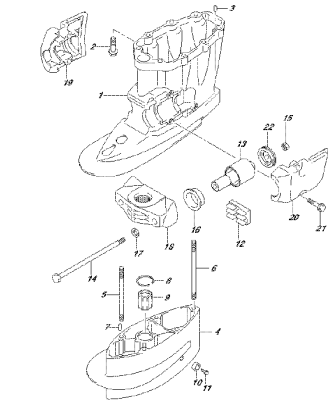
DP36A, EP1, 016-451V  
©2006F-403-25P

FIG.401K



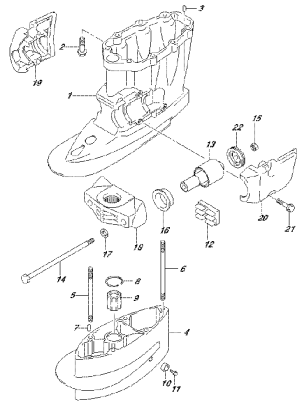
DP36A, EP1, 016-451V  
©2006F-403-25P

FIG.405A



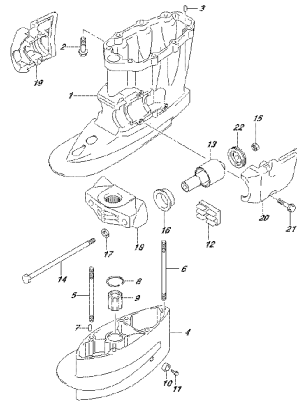
DP36A, EP1, 016-452P  
©2006-30447-103-05G

FIG.405B



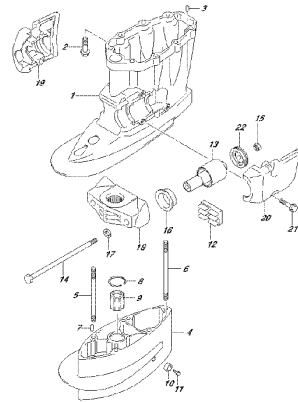
DP36A, EP1, 016-452P  
©2006-30447-103-05G

FIG.405C



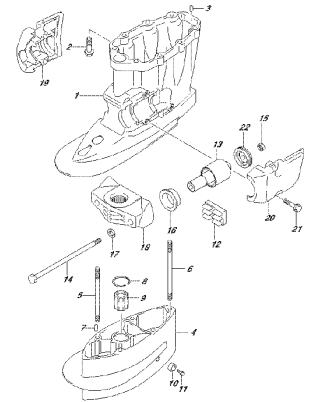
DP36A, EP1, 016-452P  
©2006-30447-103-05G

FIG.405D



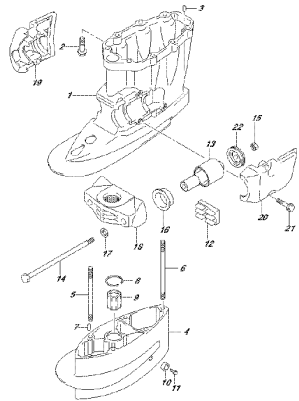
DP36A, EP1, 016-452P  
©2006-30447-103-05G

FIG.405E



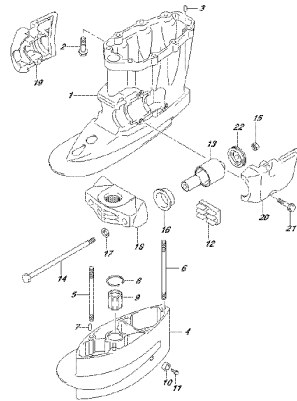
DP36A, EP1, 016-452P  
©2006-30447-103-05G

FIG.405F



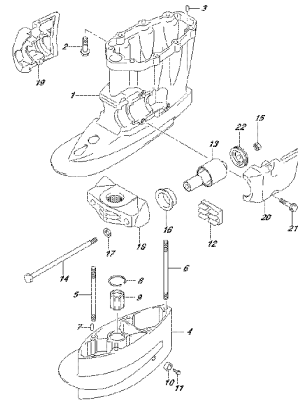
DP36A, EP1, 016, 405F  
©2012 SHAWT H&S, INC.

FIG.405G



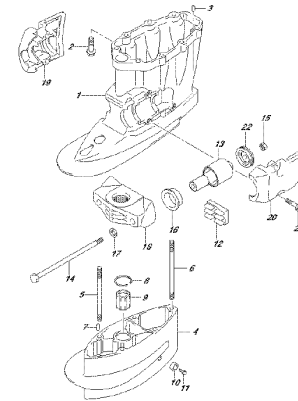
DP36A, EP1, 016, 405G  
©2012 SHAWT H&S, INC.

FIG.405H



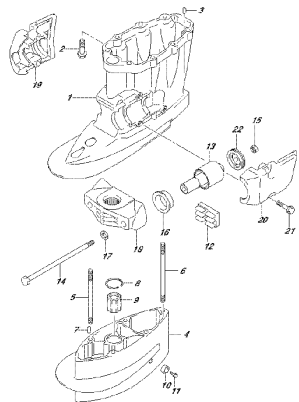
DP36A, EP1, 016, 405H  
©2012 SHAWT H&S, INC.

FIG.405J



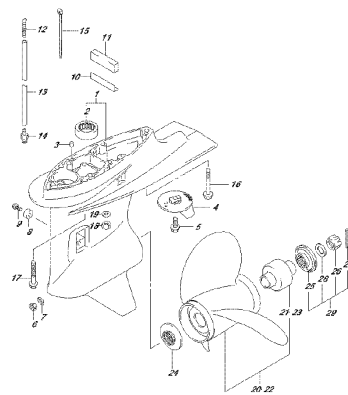
DP36A, EP1, 016, 405J  
©2012 SHAWT H&S, INC.

FIG.405K



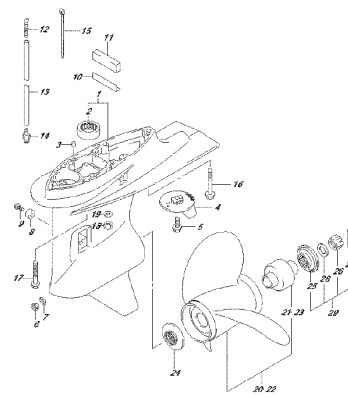
DP36A, EP1, 016, 405K  
©2012 SHAWT H&S, INC.

FIG.407A



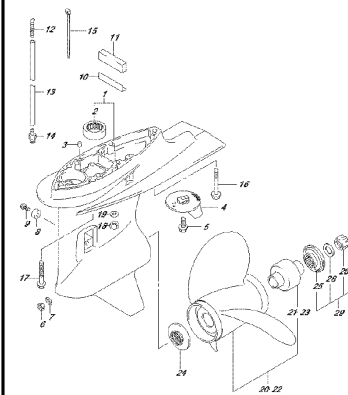
DP36A, EP1, 016, 407A  
©2012 SHAWT H&S, INC.

FIG.407B



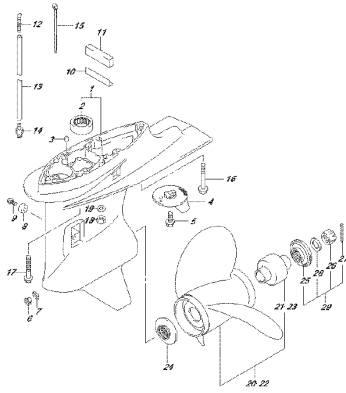
DP36A, EP1, 016, 407B  
©2012 SHAWT H&S, INC.

FIG.407C



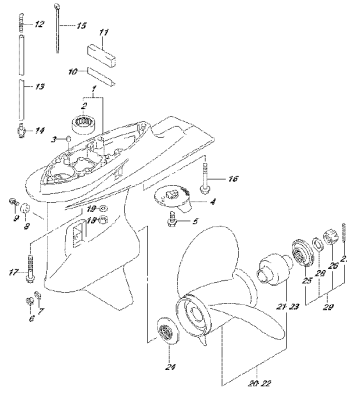
DP36A, EP1, 016, 407C  
©2012 SHAWT H&S, INC.

FIG. 407D



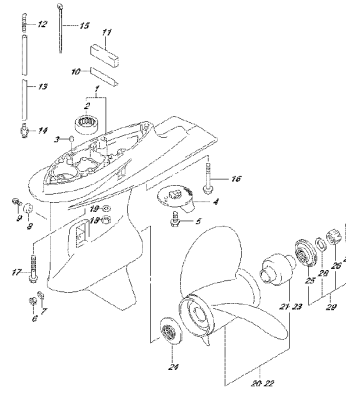
DP36A, EP1, 016-437D  
GEAR CASE

FIG. 407E



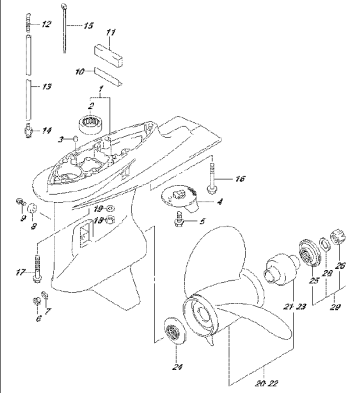
DP36A, EP1, 016-437E  
GEAR CASE

FIG. 407F



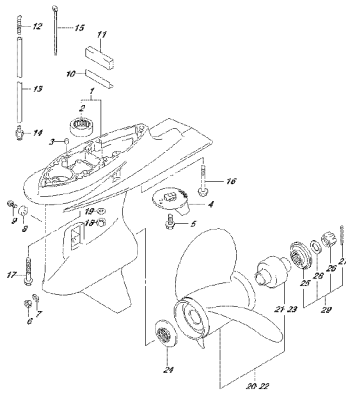
DP36A, EP1, 016-437F  
GEAR CASE

FIG. 407G



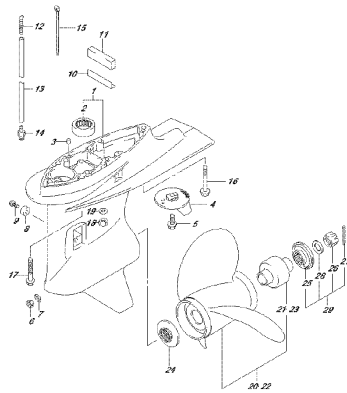
DP36A, EP1, 016-437G  
GEAR CASE

FIG. 407H



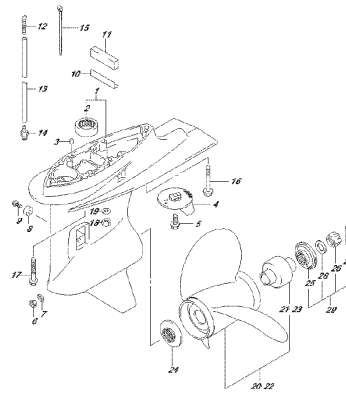
DP36A, EP1, 016-437H  
GEAR CASE

FIG. 407J



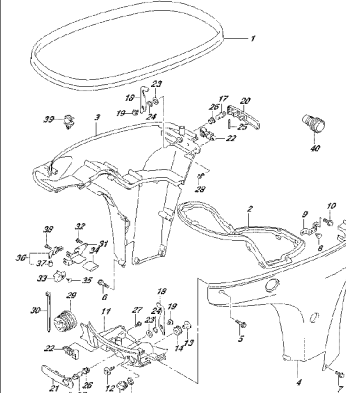
DP36A, EP1, 016-437J  
GEAR CASE

FIG. 407K



DP36A, EP1, 016-437K  
GEAR CASE

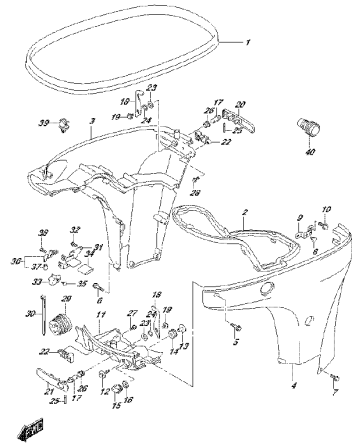
FIG. 410A



DP36A, EP1, 016-410A  
SIRE CLCKER

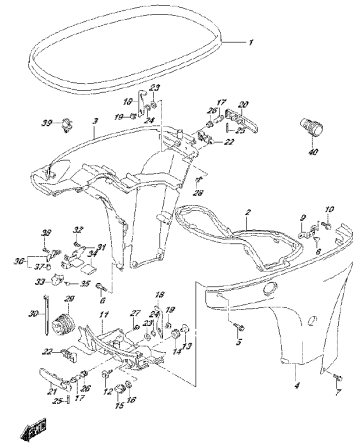


FIG.410B



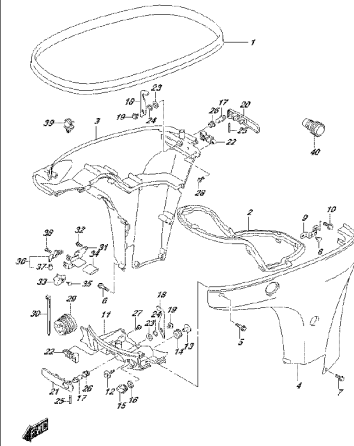
EP064, EP1, 016, 410B  
SSE-CKD&R

FIG.410C



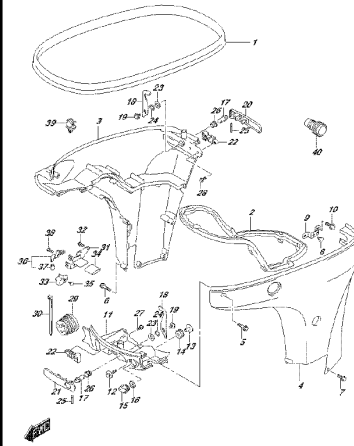
EP064, EP1, 016, 410C  
SSE-CKD&R

FIG.410D



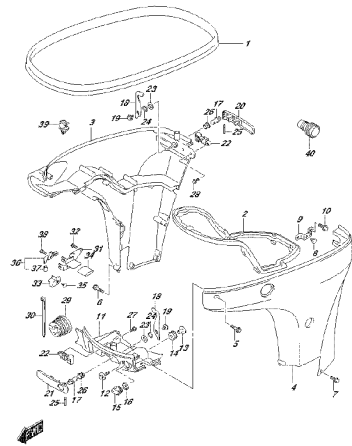
EP064, EP1, 016, 410D  
SSE-CKD&R

FIG.410E



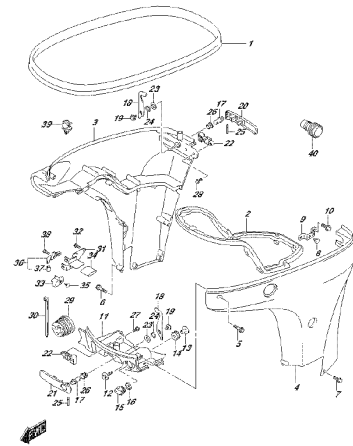
EP064, EP1, 016, 410E  
SSE-CKD&R

FIG.410F



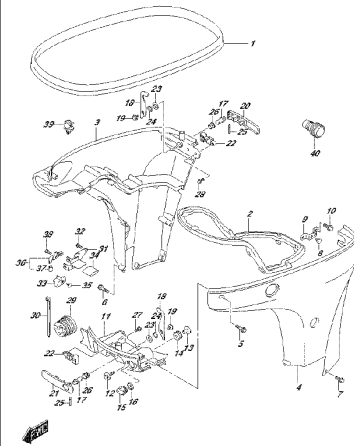
EP064, EP1, 016, 410F  
SSE-CKD&R

FIG.410G



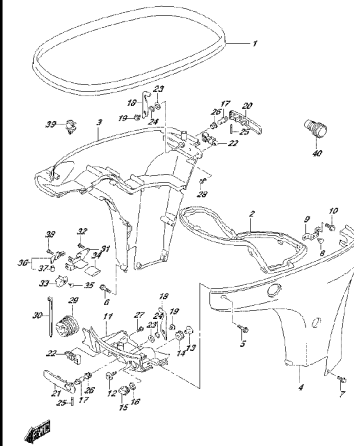
EP064, EP1, 016, 410G  
SSE-CKD&R

FIG.410H



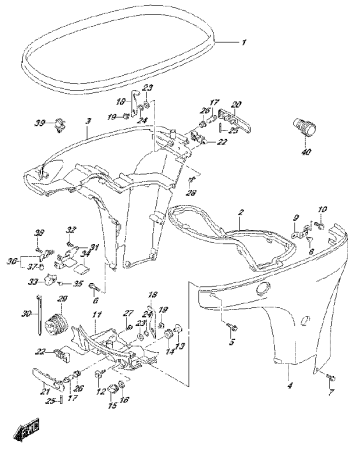
EP064, EP1, 016, 410H  
SSE-CKD&R

FIG.410J



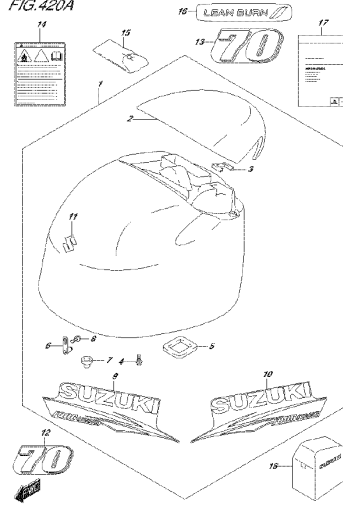
EP064, EP1, 016, 410J  
SSE-CKD&R

FIG.410K



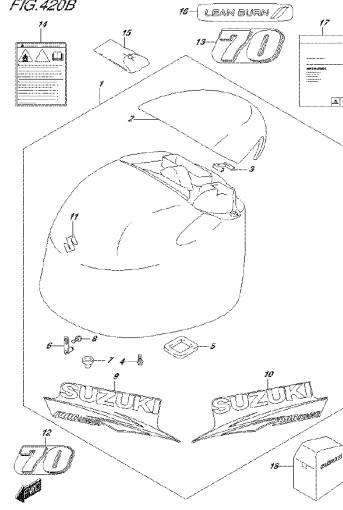
DP36A, EP1, 016-118Y  
ENGINE COVER

FIG.420A



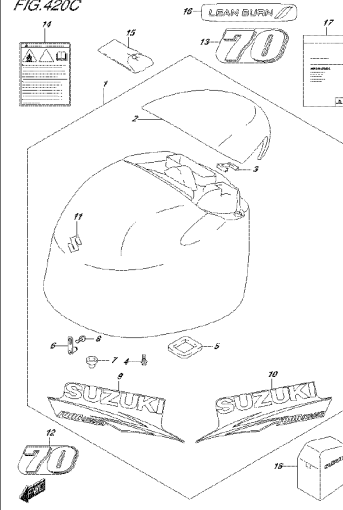
DP36A, EP1, 016-120A  
ENGINE COVER

FIG.420B



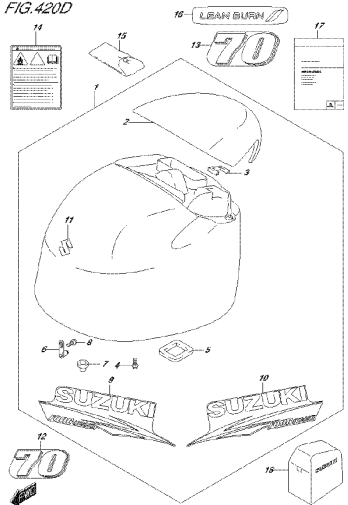
DP36A, EP1, 016-120B  
ENGINE COVER

FIG.420C



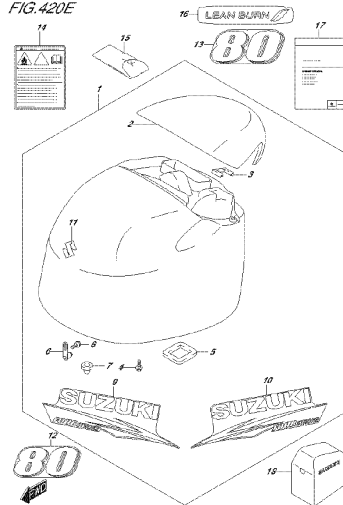
DP36A, EP1, 016-120C  
ENGINE COVER

FIG.420D



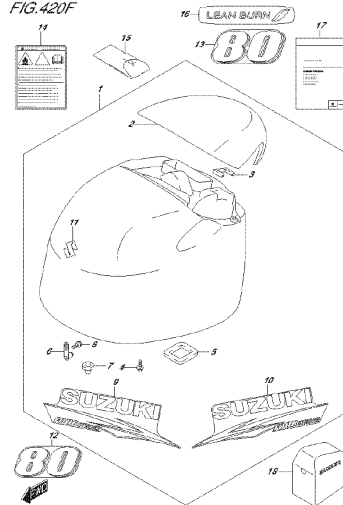
DP36A, EP1, 016-120D  
ENGINE COVER

FIG.420E



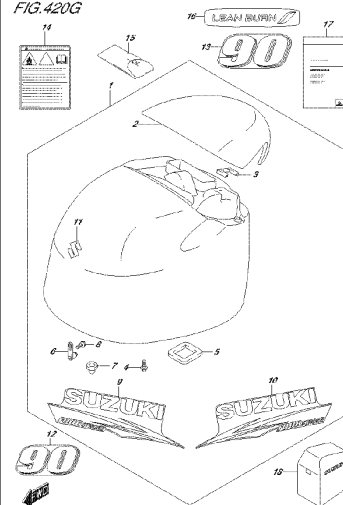
DP36A, EP1, 016-120E  
ENGINE COVER

FIG.420F



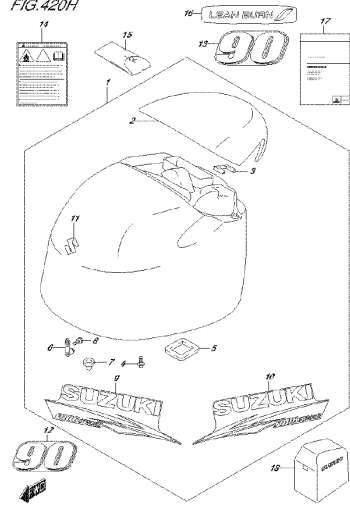
DP36A, EP1, 016-120F  
ENGINE COVER

FIG.420G



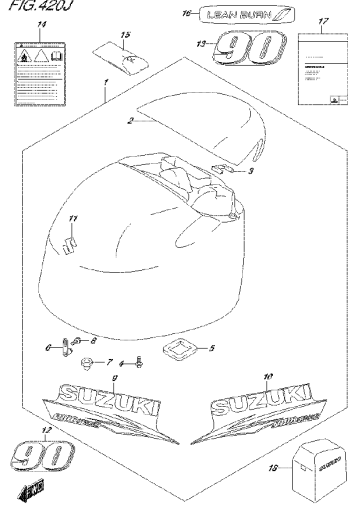
DP36A, EP1, 016-120G  
ENGINE COVER

FIG.420H



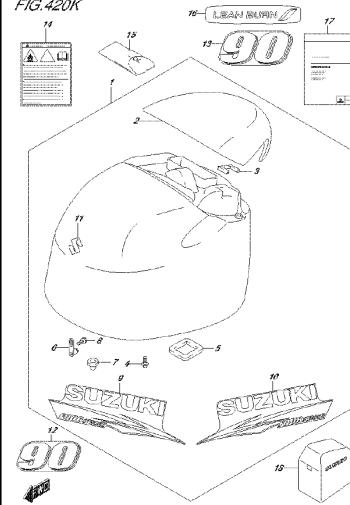
DP36A, EP1, 016-420H  
COVER COVER

FIG.420J



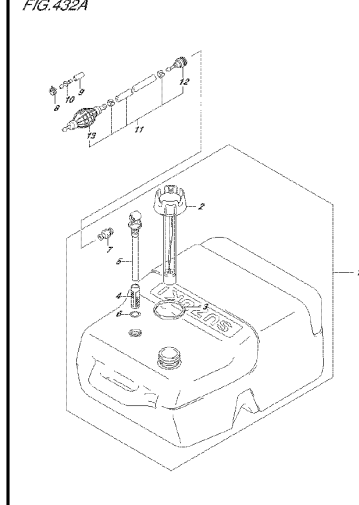
DP36A, EP1, 016-420J  
COVER COVER

FIG.420K



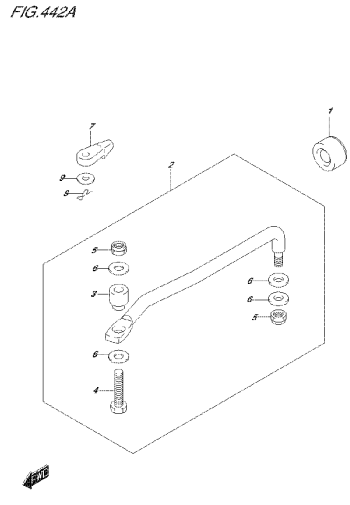
DP36A, EP1, 016-420K  
COVER COVER

FIG.432A



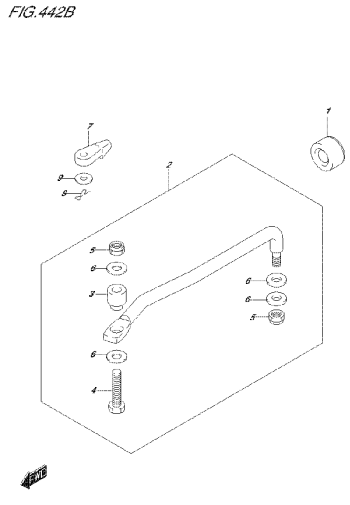
DP36A, EP1, 016-432A  
FLY, 194W

FIG.442A



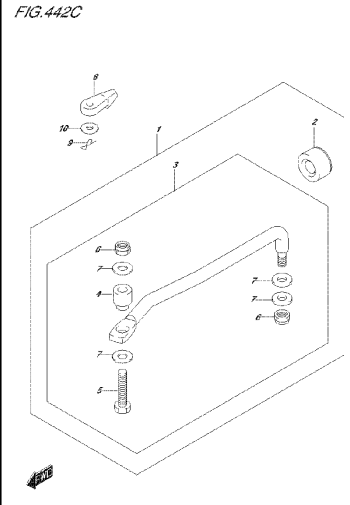
DP36A, EP1, 016-442A  
194AD, 194W

FIG.442B



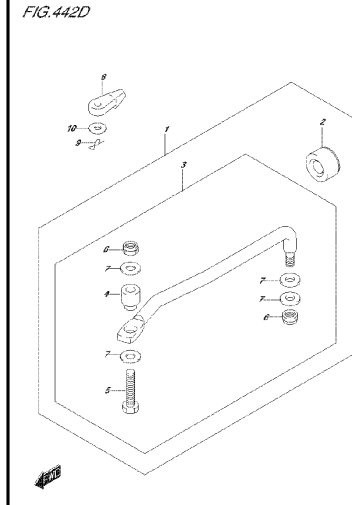
DP36A, EP1, 016-442B  
194AD, 194W

FIG.442C



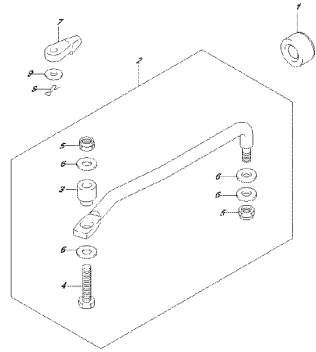
DP36A, EP1, 016-442C  
194AD, 194W

FIG.442D



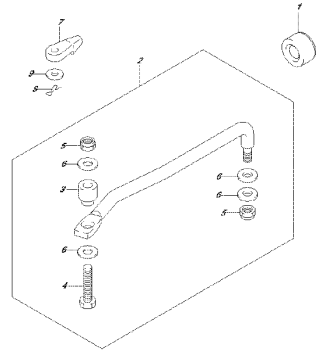
DP36A, EP1, 016-442D  
194AD, 194W

FIG.442E



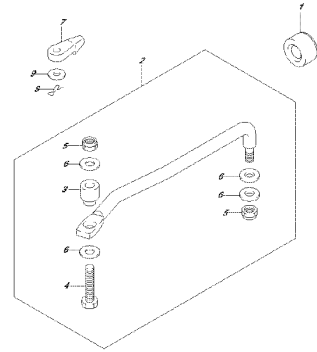
DP36A, EP1, 016, 442E  
196401RW

FIG.442F



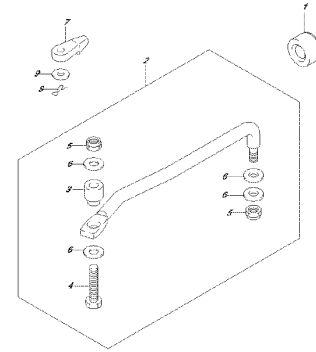
DP36A, EP1, 016, 442F  
196401RW

FIG.442G



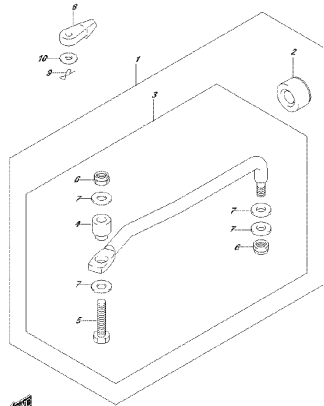
DP36A, EP1, 016, 442G  
196401RW

FIG.442H



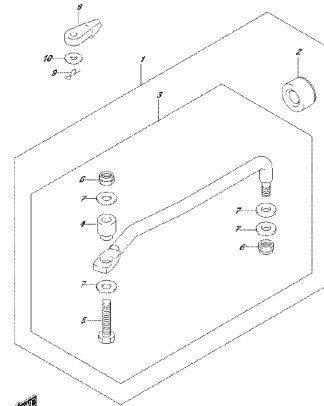
DP36A, EP1, 016, 442H  
196401RW

FIG.442J



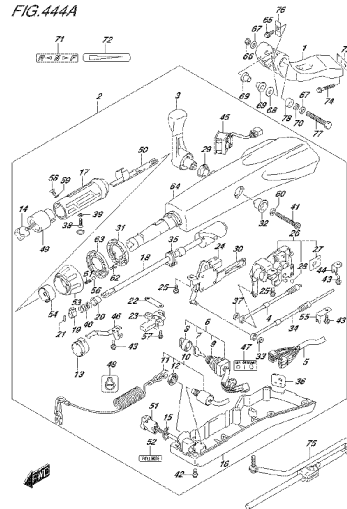
DP36A, EP1, 016, 442J  
196401RW

FIG.442K



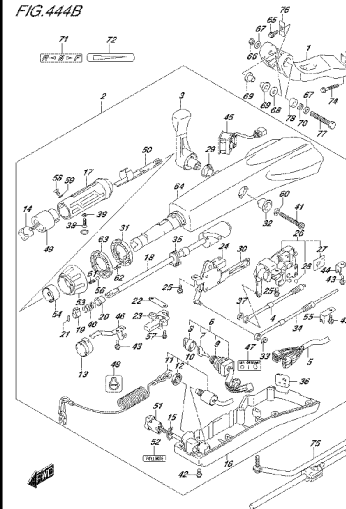
DP36A, EP1, 016, 442K  
196401RW

FIG.444A



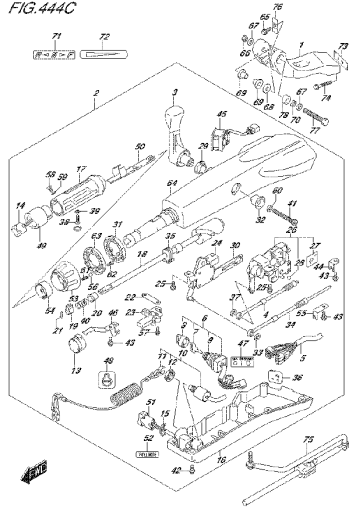
DP36A, EP1, 016, 444A  
TLE-GR-HANDLE

FIG.444B



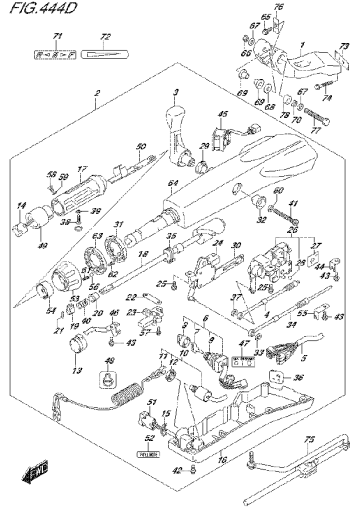
DP36A, EP1, 016, 444B  
TLE-GR-HANDLE

FIG.444C



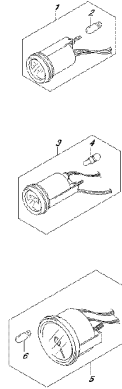
DP394, EP1, 616-444C  
METER

FIG.444D



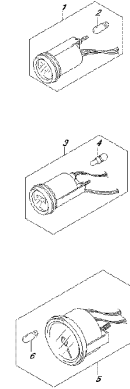
DP394, EP1, 616-444D  
METER

FIG.460A



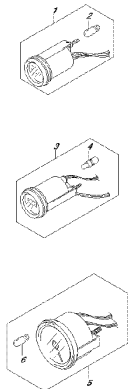
DP394, EP1, 616-460A  
METER

FIG.460B



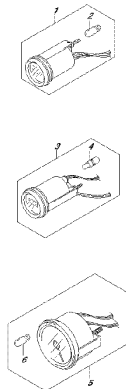
DP394, EP1, 616-460B  
METER

FIG.460C



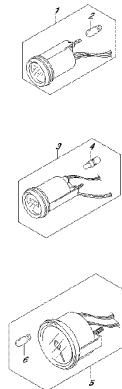
DP394, EP1, 616-460C  
METER

FIG.460D



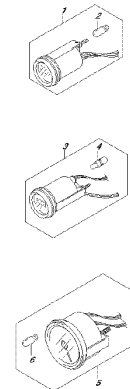
DP394, EP1, 616-460D  
METER

FIG.460E



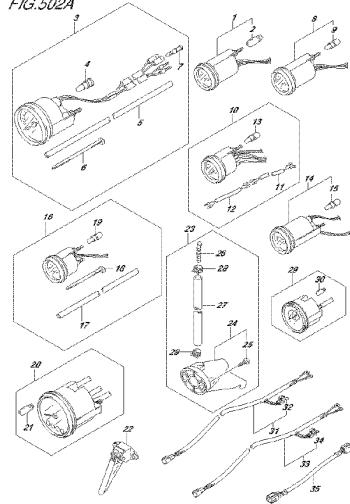
DP394, EP1, 616-460E  
METER

FIG.460F



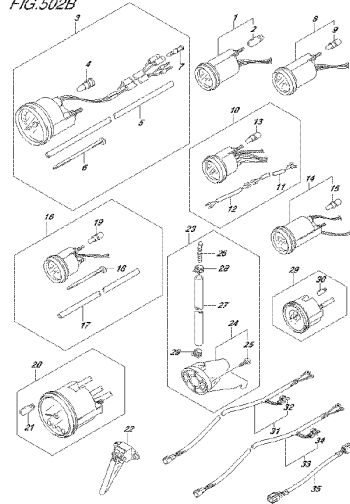
DP394, EP1, 616-460F  
METER

FIG.502A



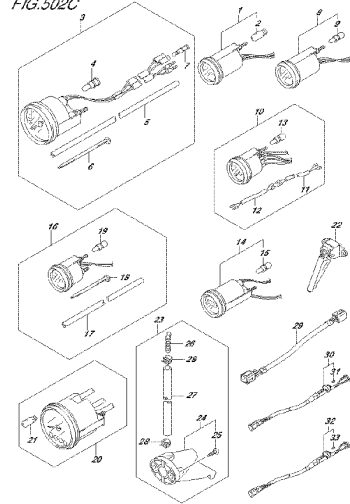
DP94, EP1, 016, 803'  
OPT.METFR (1)

FIG.502B



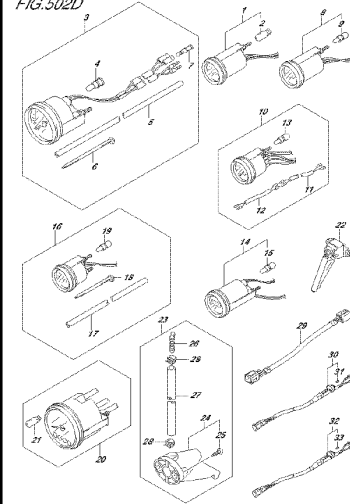
DP94, EP1, 016, 803'  
OPT.METFR (1)

FIG.502C



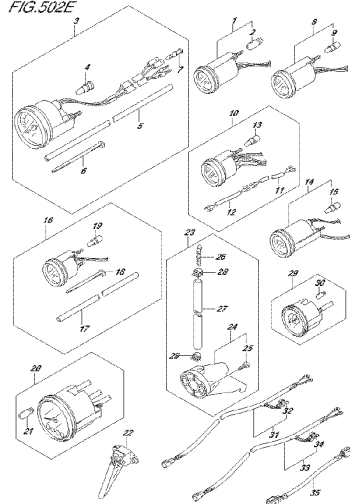
DP94, EP1, 016, 803'  
OPT.METFR (1)

FIG.502D



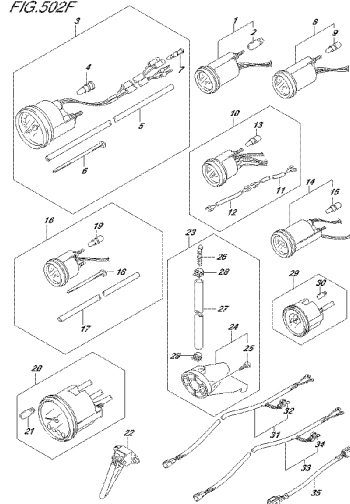
DP94, EP1, 016, 803'  
OPT.METFR (1)

FIG.502E



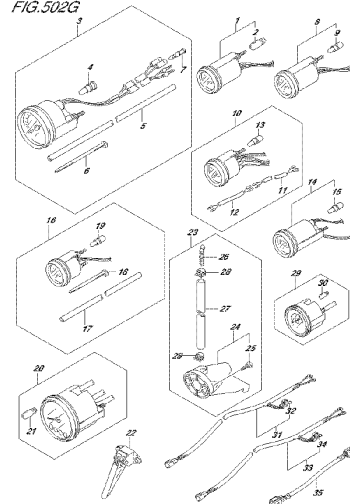
DP94, EP1, 016, 803'  
OPT.METFR (1)

FIG.502F



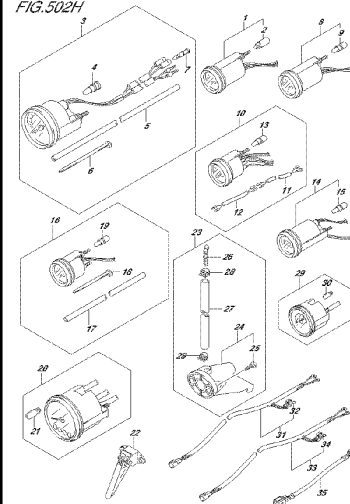
DP94, EP1, 016, 803'  
OPT.METFR (1)

FIG.502G



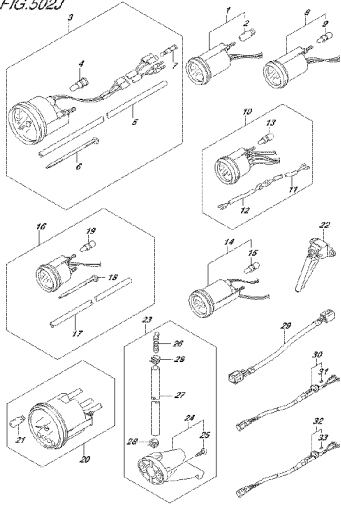
DP94, EP1, 016, 803'  
OPT.METFR (1)

FIG.502H



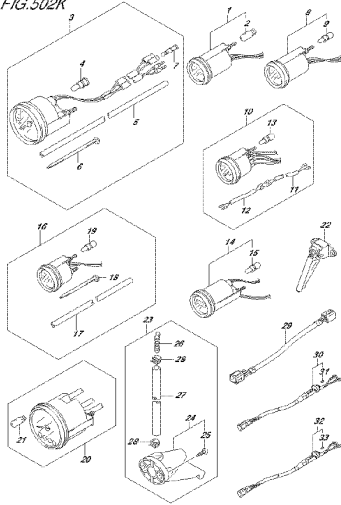
DP94, EP1, 016, 803'  
OPT.METFR (1)

FIG.502J



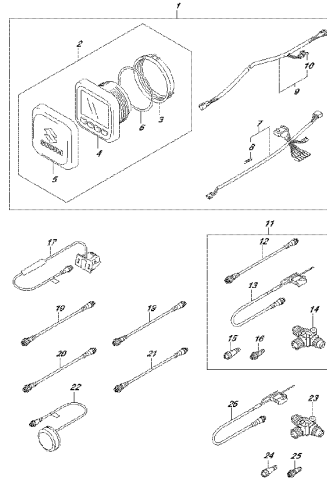
DP36A, EP1, 016, 502J  
OPT.METTER (P)

FIG.502K



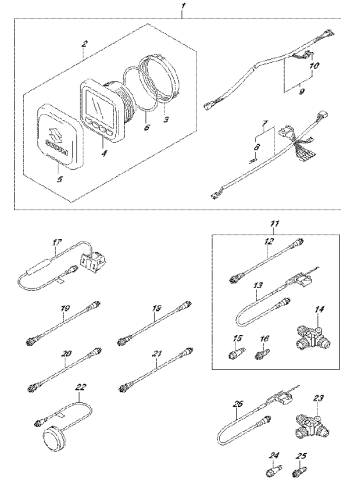
DP36A, EP1, 016, 502K  
OPT.METTER (P)

FIG.503A



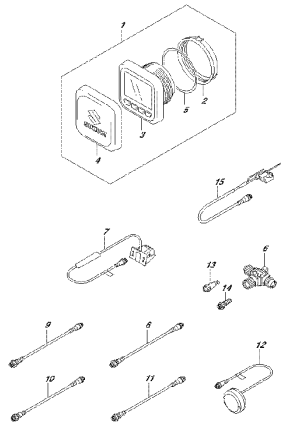
DP36A, EP1, 016, 503A  
OPT.METTER (P)

FIG.503B



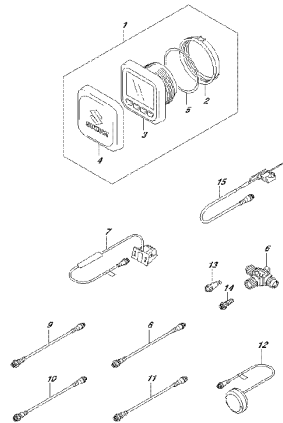
DP36A, EP1, 016, 503B  
OPT.METTER (P)

FIG.503C



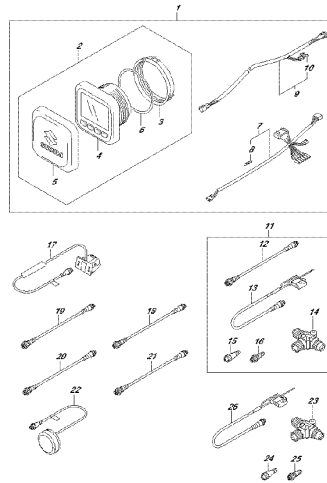
DP36A, EP1, 016, 503C  
OPT.METTER (P)

FIG.503D



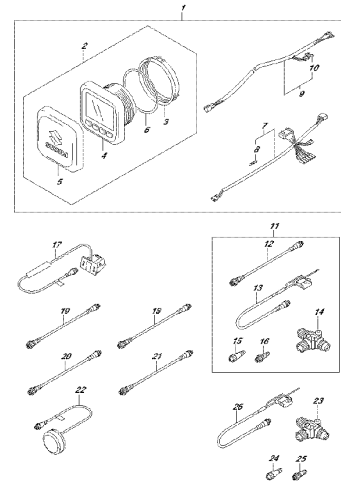
DP36A, EP1, 016, 503D  
OPT.METTER (P)

FIG.503E



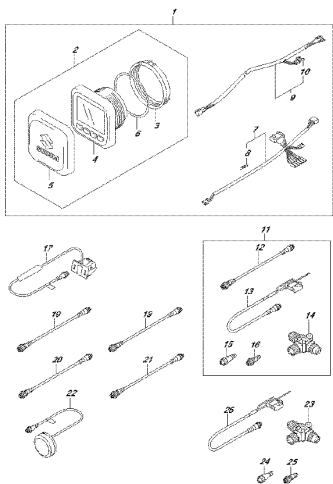
DP36A, EP1, 016, 503E  
OPT.METTER (P)

FIG.503F



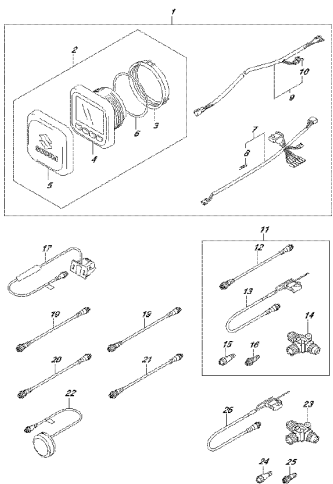
DP36A, EP1, 016, 503F  
OPT.METTER (P)

FIG.503G



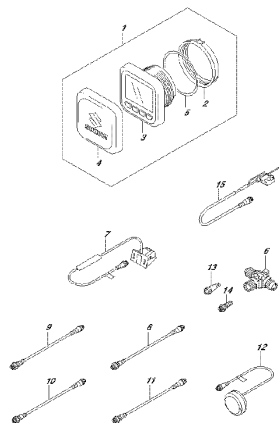
DP36A, EP1, 016, 800  
OPT. METERS (2)

FIG.503H



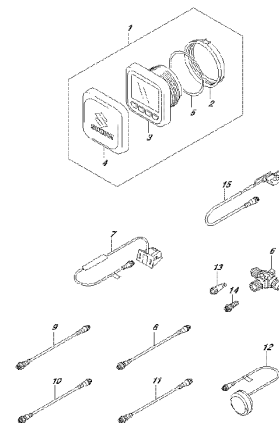
DP36A, EP1, 016, 800  
OPT. METERS (2)

FIG.503J



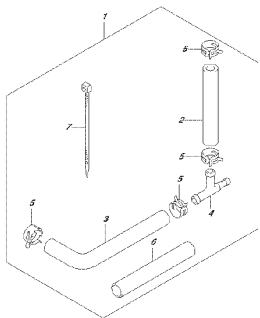
DP36A, EP1, 016, 800  
OPT. METERS (2)

FIG.503K



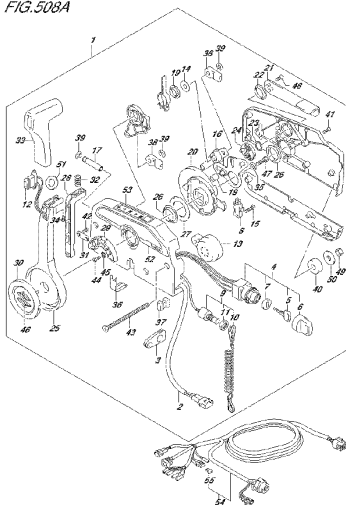
DP36A, EP1, 016, 800  
OPT. METERS (2)

FIG.507A



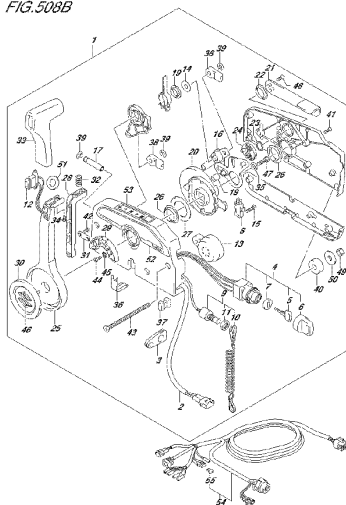
DP36A, EP1, 016, 800  
OPT. NA 154 PRESSURE GAUGE (1) KIT

FIG.508A



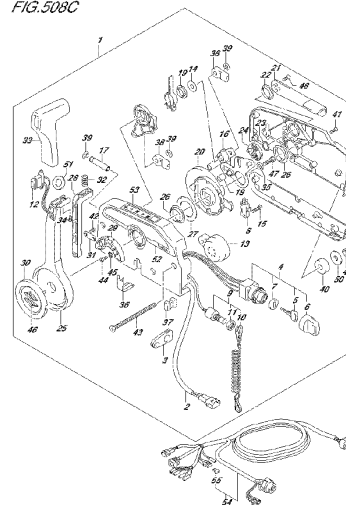
DP36A, EP1, 016, 800  
OPT. HEADSTAKE CONTROL

FIG.508B



DP36A, EP1, 016, 800  
OPT. HEADSTAKE CONTROL

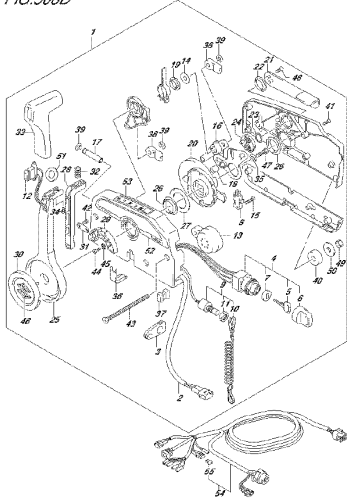
FIG.508C



DP36A, EP1, 016, 800  
OPT. HEADSTAKE CONTROL

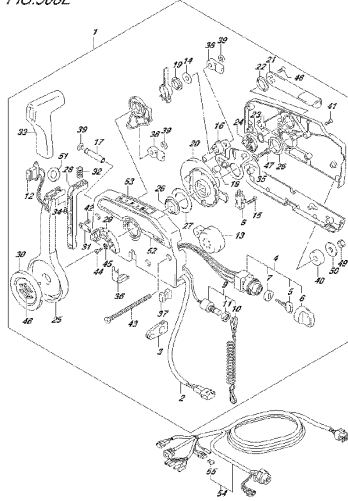


FIG.508D



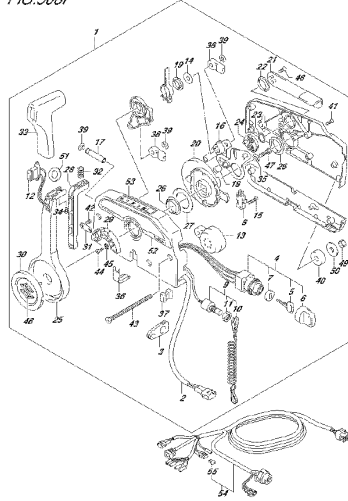
DP9A, EP1, 016, 202  
OPT. INBOARD CONTROL

FIG.508E



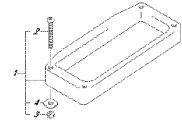
DP9A, EP1, 016, 202  
OPT. INBOARD CONTROL

FIG.508F



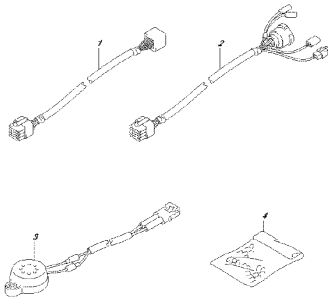
DP9A, EP1, 016, 202  
OPT. INBOARD CONTROL

FIG.519A



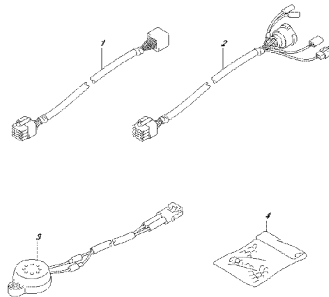
DP9A, EP1, 016, 204  
OPT. INBOARD CONTROL, 20INCH

FIG.521A



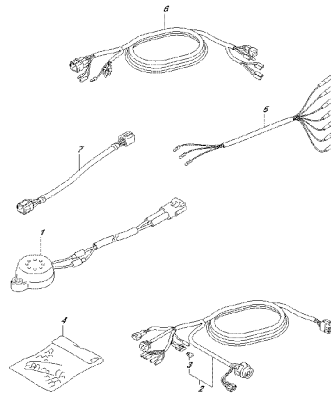
DP9A, EP1, 016, 214  
OPT. HARNESS

FIG.521B



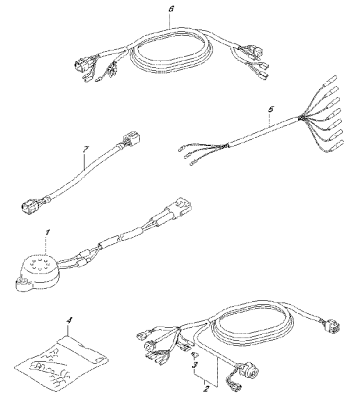
DP9A, EP1, 016, 210  
OPT. HARNESS

FIG.521C



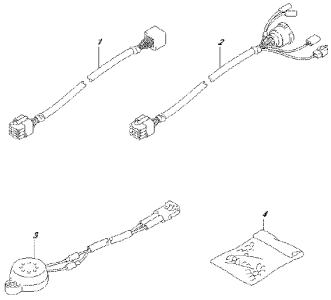
DP9A, EP1, 016, 212  
OPT. HARNESS

FIG.521D



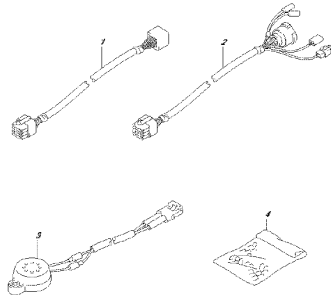
DP9A, EP1, 016, 210  
OPT. HARNESS

FIG.521E



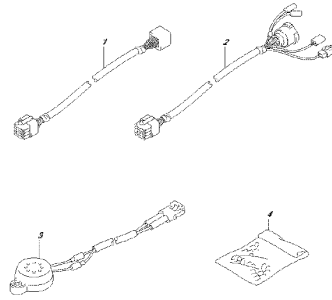
DP9A,EP1,016,B1E  
OPT.HARNESS

FIG.521F



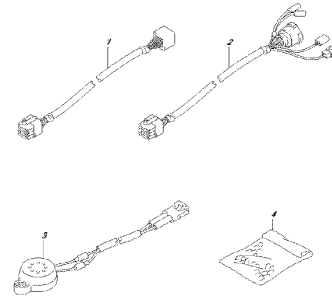
DP9A,EP1,016,B1F  
OPT.HARNESS

FIG.521G



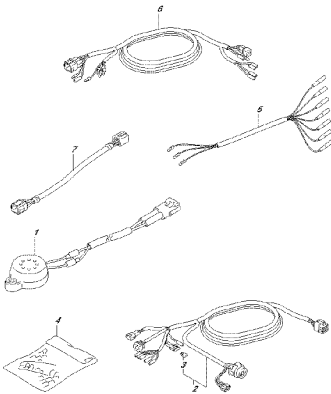
DP9A,EP1,016,B1G  
OPT.HARNESS

FIG.521H



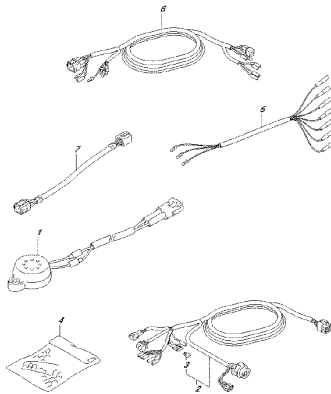
DP9A,EP1,016,B1H  
OPT.HARNESS

FIG.521J



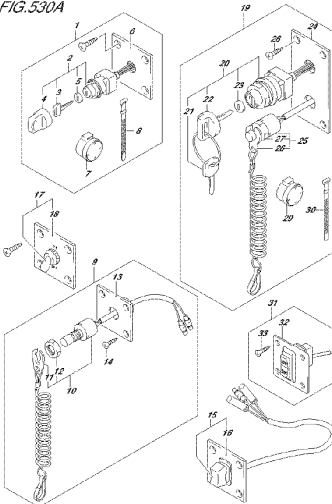
DP9A,EP1,016,B1J  
OPT.HARNESS

FIG.521K



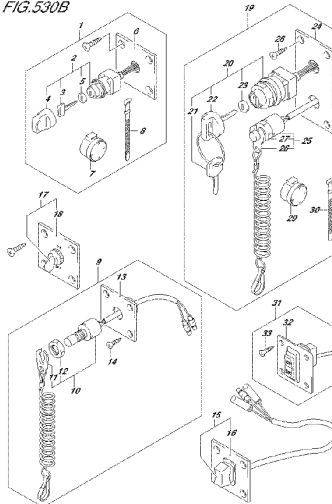
DP9A,EP1,016,B1K  
OPT.HARNESS

FIG.530A



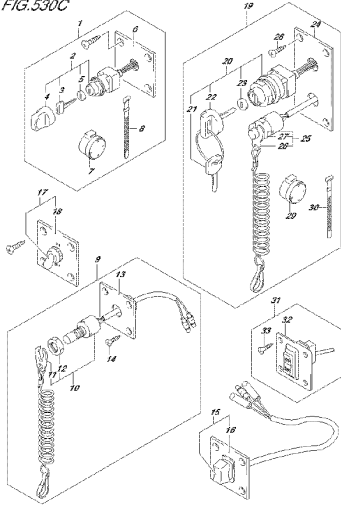
DP9A,EP1,016,B3A  
OPT.SWITCH

FIG.530B



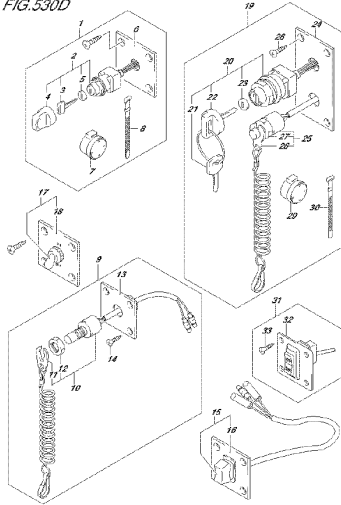
DP9A,EP1,016,B3B  
OPT.SWITCH

FIG.530C



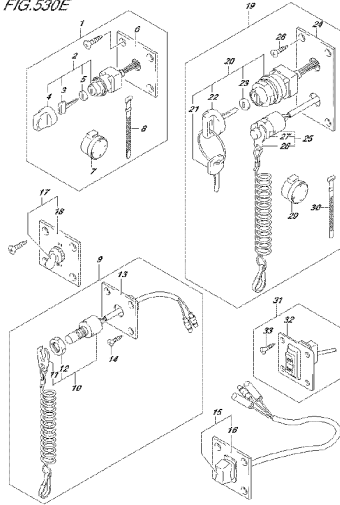
DP394, EP1, 016, 530C  
OPT HEADSET CONTROL

FIG.530D



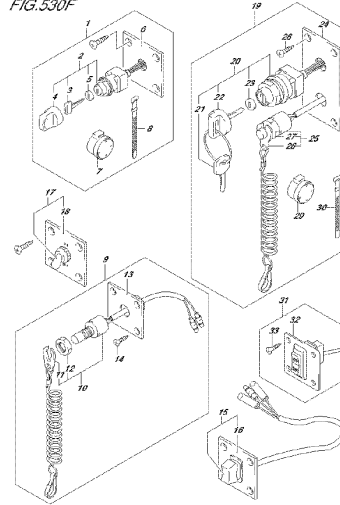
DP394, EP1, 016, 530D  
OPT HEADSET CONTROL

FIG.530E



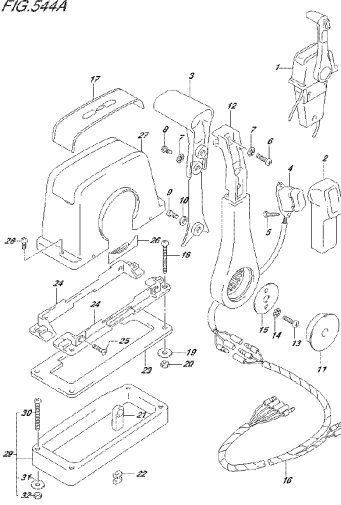
DP394, EP1, 016, 530E  
OPT HEADSET CONTROL

FIG.530F



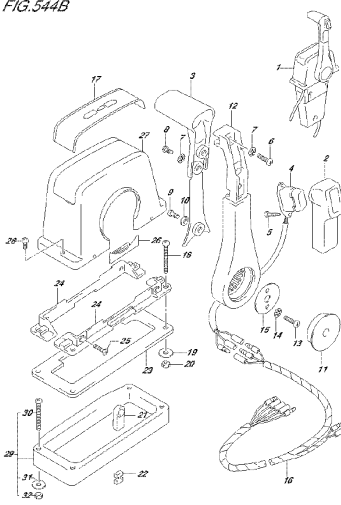
DP394, EP1, 016, 530F  
OPT HEADSET CONTROL

FIG.544A



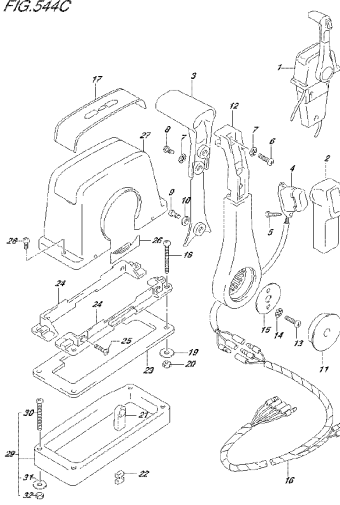
DP394, EP1, 016, 544A  
OPT HEADSET CONTROL ASSY (2X)

FIG.544B



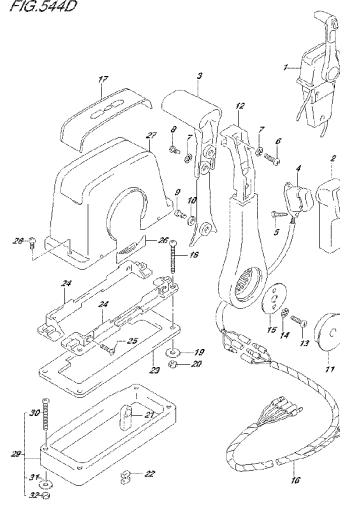
DP394, EP1, 016, 544B  
OPT HEADSET CONTROL ASSY (2X)

FIG.544C



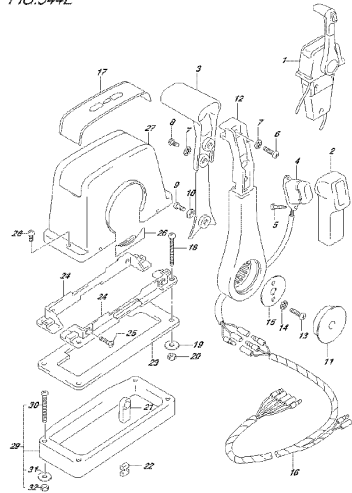
DP394, EP1, 016, 544C  
OPT HEADSET CONTROL ASSY (2X)

FIG.544D



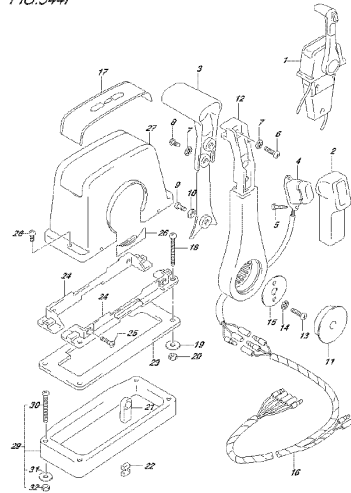
DP394, EP1, 016, 544D  
OPT HEADSET CONTROL ASSY (2X)

FIG. 544E



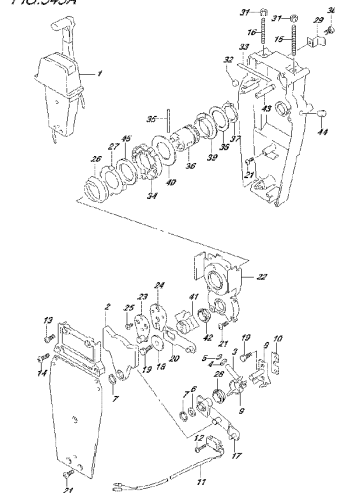
DP394, EP1, 016, 544  
OPT REMOTE CONTROL ASSY (ORACLE 1)

FIG. 544F



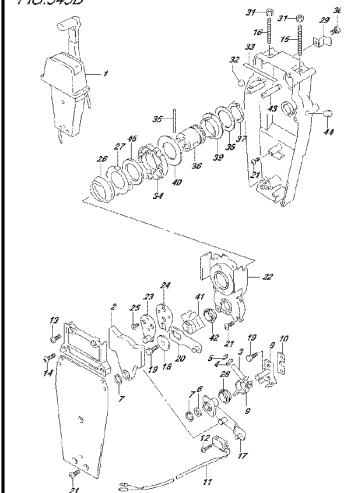
DP394, EP1, 016, 544  
OPT REMOTE CONTROL ASSY (ORACLE 1)

FIG. 545A



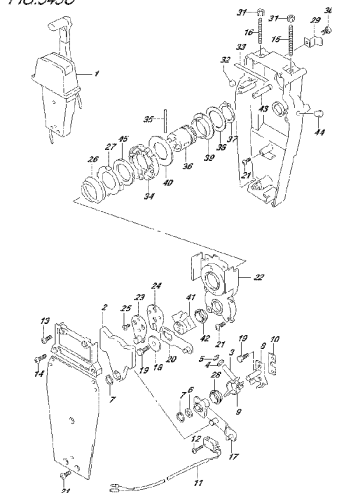
DP394, EP1, 016, 544  
OPT REMOTE CONTROL ASSY (ORACLE 2)

FIG. 545B



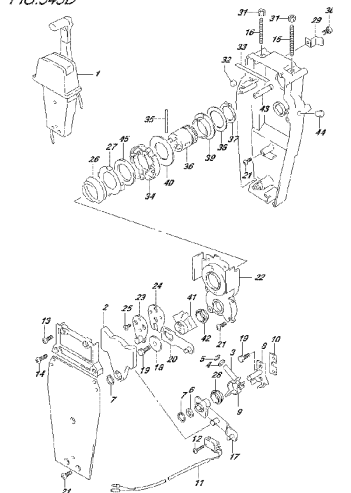
DP394, EP1, 016, 544  
OPT REMOTE CONTROL ASSY (ORACLE 2)

FIG. 545C



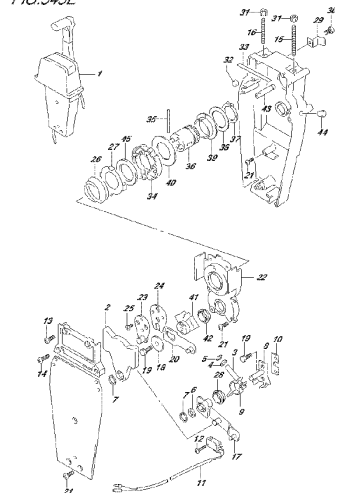
DP394, EP1, 016, 545C  
OPT REMOTE CONTROL ASSY (ORACLE 2)

FIG. 545D



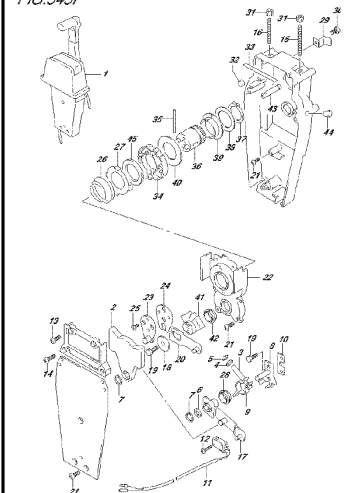
DP394, EP1, 016, 545D  
OPT REMOTE CONTROL ASSY (ORACLE 2)

FIG. 545E



DP394, EP1, 016, 545E  
OPT REMOTE CONTROL ASSY (ORACLE 2)

FIG. 545F



DP394, EP1, 016, 545F  
OPT REMOTE CONTROL ASSY (ORACLE 2)

FIG.570A

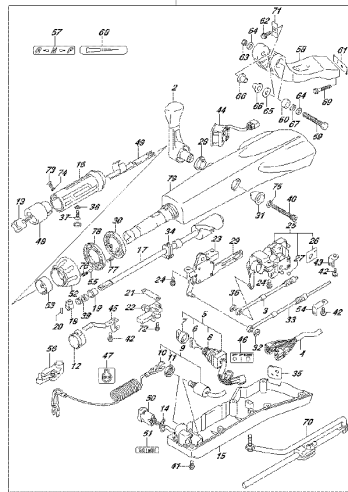


FIG.570B

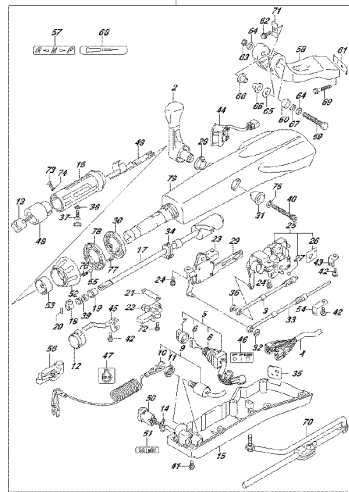


FIG.570C

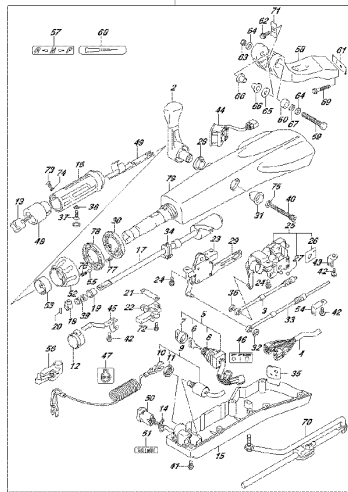


FIG.570D

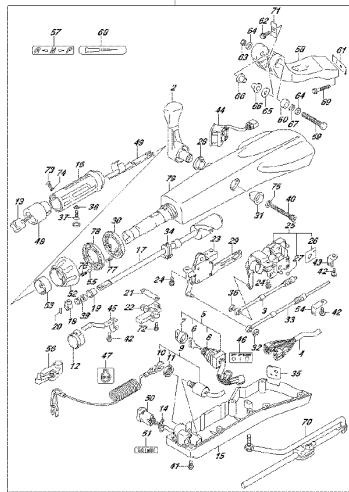


FIG.570E

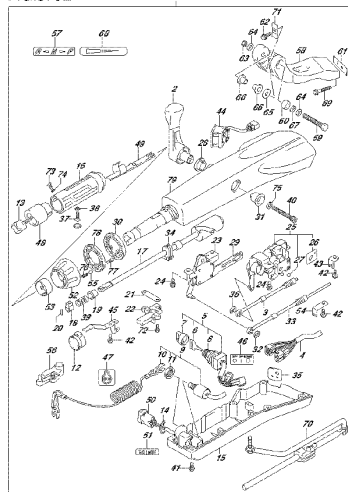


FIG.570F

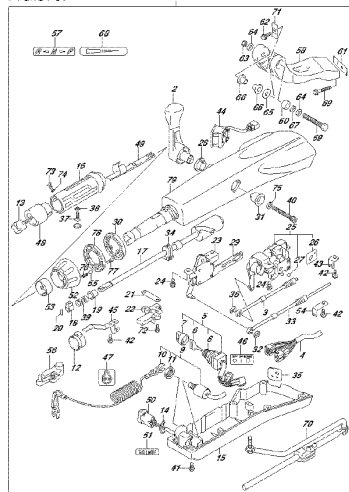


FIG.585A

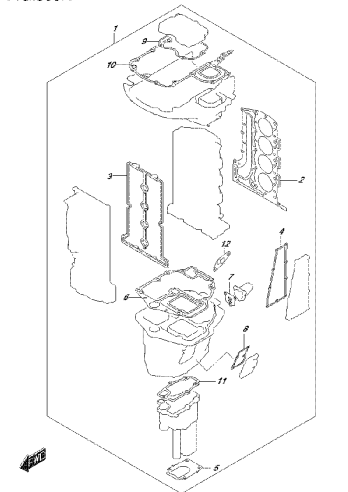


FIG.585A

FIG.111A

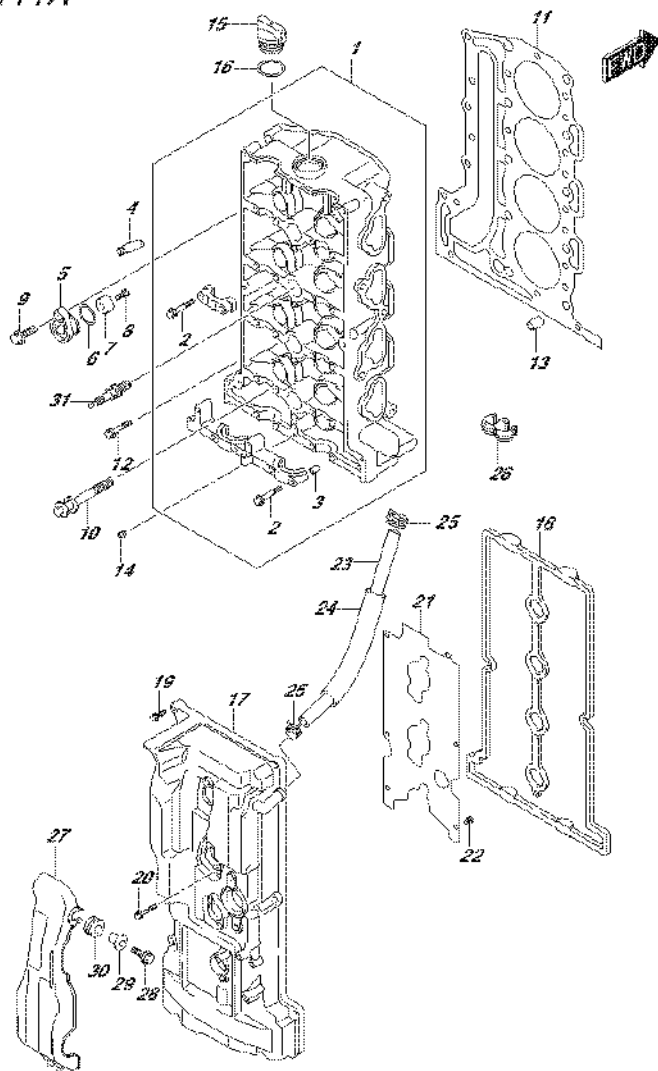


FIG.111A (1-B-2) CYLINDER HEAD

REF NO.	PART NO.	DESCRIPTION	Q'TY	REMARKS
1-1	11100-87L00	HEAD ASSY, CYLINDER	1	->11100-87L10 USED WITH 11382-93J00
1-2	11100-87L10	HEAD ASSY, CYLINDER	1	FROM VIN.610555 FOR DF70A FROM VIN.610116 FOR DF80A FROM VIN.611315 FOR DF90A
2	09103-06266	.BOLT (6X40)	22	
3	09206-08001	.PIN (8X11)	18	
4	11115-73G01-001	GUIDE, VALVE (OS:0.5)	16	OPT
5	11261-93J00	COVER, PROTECTION ANODE	2	
6	09280-22019	O RING (D:1.9,ID:21.8)	2	
7	55321-87J01	ANODE, PROTECTION	2	
8	09103-06281	BOLT (6X14)	2	
9	01550-08207	BOLT	2	
10	11117-89J00	BOLT, CYLINDER HEAD	10	
11	11141-87L00	GASKET, CYLINDER HEAD	1	
12	01550-08407	BOLT	5	
13	04211-13189	PIN	2	
14	11112-84400	PLUG, OIL VENTURI	1	
15-1	11382-99E00	CAP, OIL FILLER	1	UP TO VIN.610554 FOR DF70A UP TO VIN.610115 FOR DF80A UP TO VIN.611314 FOR DF90A
15-2	11382-93J00	CAP, OIL FILLER	1	FROM VIN.610555 FOR DF70A FROM VIN.610116 FOR DF80A FROM VIN.611315 FOR DF90A
16	09280-26006	O RING (D:3.1,ID:26.4)	1	
17	11170-87L11	COVER, CYLINDER HEAD	1	
18	11189-87L00	GASKET, CYLINDER HEAD COVER	1	
19	01547-06257	BOLT	8	
20	01547-06457	BOLT	4	
21	11173-87L00	PLATE, BREATHER	1	
22	02112-0612A	SCREW	6	
23	09355-11165-600	HOSE (11X16X600)	1	L:600->260
24	18498-95J00	PROTECTOR, BREATHER HOSE	1	
25	09401-15414	CLIP	2	
26	09408-00155	CLAMP	1	

FIG.111A

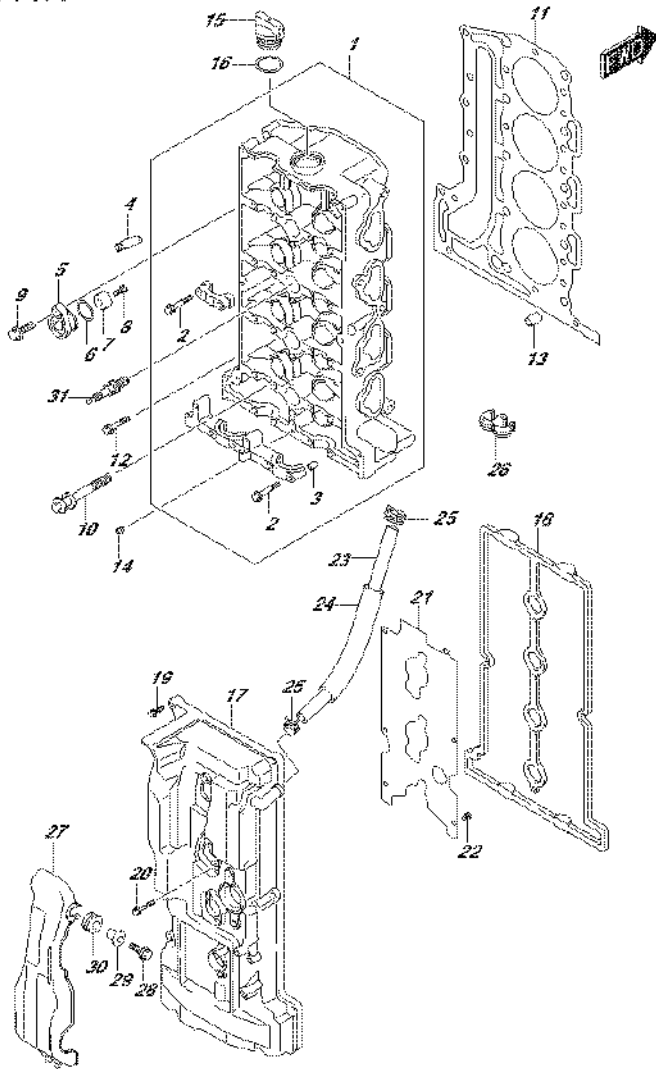


FIG.111A (1-B-3) CYLINDER HEAD

REF NO.	PART NO.	DESCRIPTION	Q'TY	REMARKS
27	11194-87L10	GUARD, FUEL HOSE	1	
28	01550-06207	BOLT	2	
29	09169-06062	WASHER	2	
30	09320-09016	CUSHION	2	
31	09482-00446	SPARK PLUG (DCPR6E)	4	NGK

FIG.113A

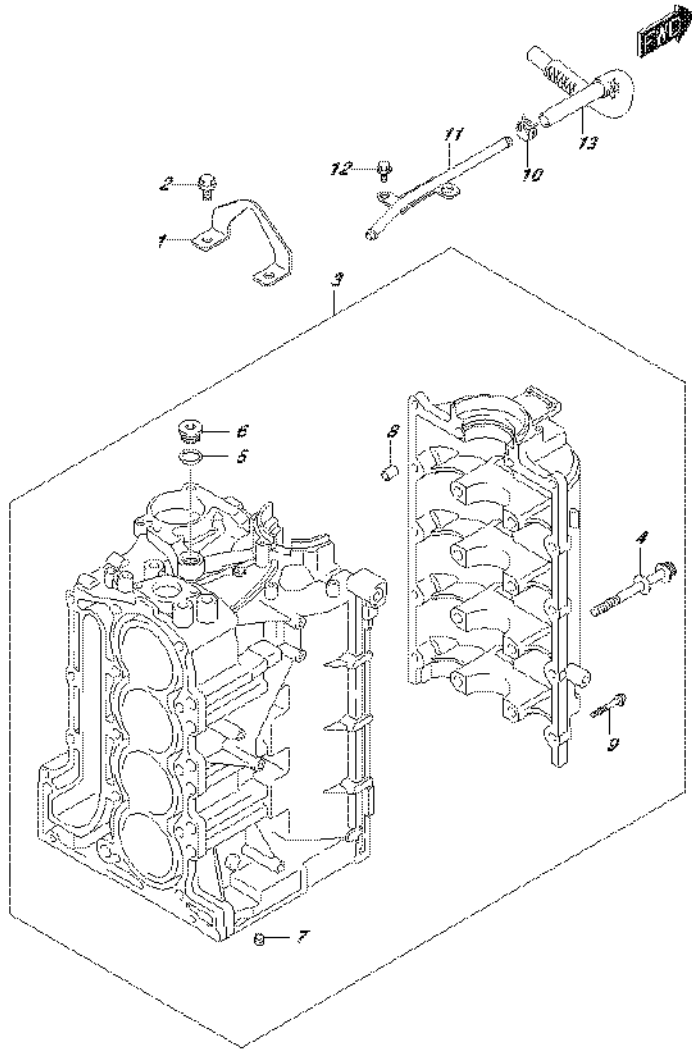


FIG.113A (1-B-4) CYLINDER BLOCK

REF NO.	PART NO.	DESCRIPTION	Q'TY	REMARKS
1	11291-87L00	HOOK, ENGINE	1	
2	01550-08207	BOLT	2	
3	11300-87L10	BLOCK ASSY, CYLINDER	1	
4	11117-90J10	.BOLT, CRANKCASE	10	
5	11216-77E00	.GASKET, OIL GALLERY PLUG	3	
6	09248-18011	.PLUG (18X8)	3	
7	11118-98J01	.PLUG, WATER	1	
8	09206-13019	.PIN (10.4X13X16)	5	
9	01550-08407	.BOLT	10	
10	09401-15414	CLIP	1	
11	11223-87L00	PIPE, BREATHER	1	
12	01550-06127	BOLT	2	
13	11224-87L00	HOSE, BREATHER NO.2	1	



FIG.116A

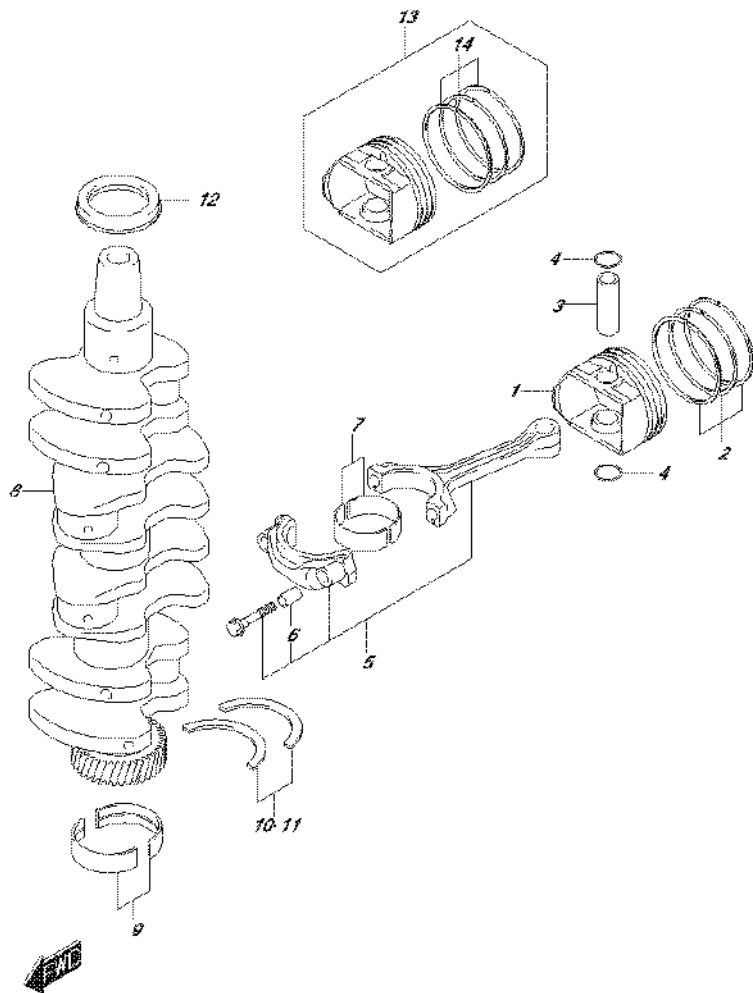


FIG.116A (1-B-5) CRANKSHAFT

REF NO.	PART NO.	DESCRIPTION	Q'TY	REMARKS
1	12111-87L00	PISTON	4	
2	12140-87L01	RING SET, PISTON	4	
3	12151-54A50	PIN, PISTON	4	
4	09381-18002	SNAP RING	8	
5	12160-87L10	CONNROD ASSY	4	
6	04221-04089	.PIN	8	
7-1	12100-69830-0A0	BEARING SET, CONNROD	4	GREEN
7-2	12100-69830-0B0	BEARING SET, CONNROD	4	BLACK
7-3	12100-69830-0C0	BEARING SET, CONNROD	4	NON
7-4	12100-69830-0D0	BEARING SET, CONNROD	4	YELLOW
7-5	12100-69830-0E0	BEARING SET, CONNROD	4	BLUE
7-6	12100-69830-025	BEARING SET, CONNROD (US:0.25)	4	OPT
8	12220-87L00	CRANKSHAFT	1	
9-1	12340-57K02-0C0	BEARING SET, CRANKSHAFT	5	GREEN
9-2	12340-57K02-0D0	BEARING SET, CRANKSHAFT	5	BLACK
9-3	12340-57K02-0E0	BEARING SET, CRANKSHAFT	5	NON
9-4	12340-57K02-0A0	BEARING SET, CRANKSHAFT	5	PURPLE
9-5	12340-57K02-0B0	BEARING SET, CRANKSHAFT	5	BROWN
9-6	12300-57820-0AA	BEARING SET, CRANKSHAFT (RED/PURPLE) (US:0.25)	5	OPT
9-7	12300-57820-0BA	BEARING SET, CRANKSHAFT (RED/BROWN) (US:0.25)	5	OPT
9-8	12300-57820-0CA	BEARING SET, CRANKSHAFT (RED/GREEN) (US:0.25)	5	OPT
9-9	12300-57820-0DA	BEARING SET, CRANKSHAFT (RED/BLACK) (US:0.25)	5	OPT
9-10	12300-57820-0EA	BEARING SET, CRANKSHAFT (RED) (US:0.25)	5	OPT
10	12300-78890	BEARING SET, CRANK THRUST	1	
11	12300-78890-012	BEARING SET, CRANK THRUST (OS:0.125)	1	OPT
12	09283-52006	OIL SEAL (52X70X10)	1	
13	12100-87L01-050	PISTON SET (OS:0.50)	4	OPT
14	12140-87L01-050	.RING SET, PISTON (OS:0.50)	4	OPT

FIG. 119A

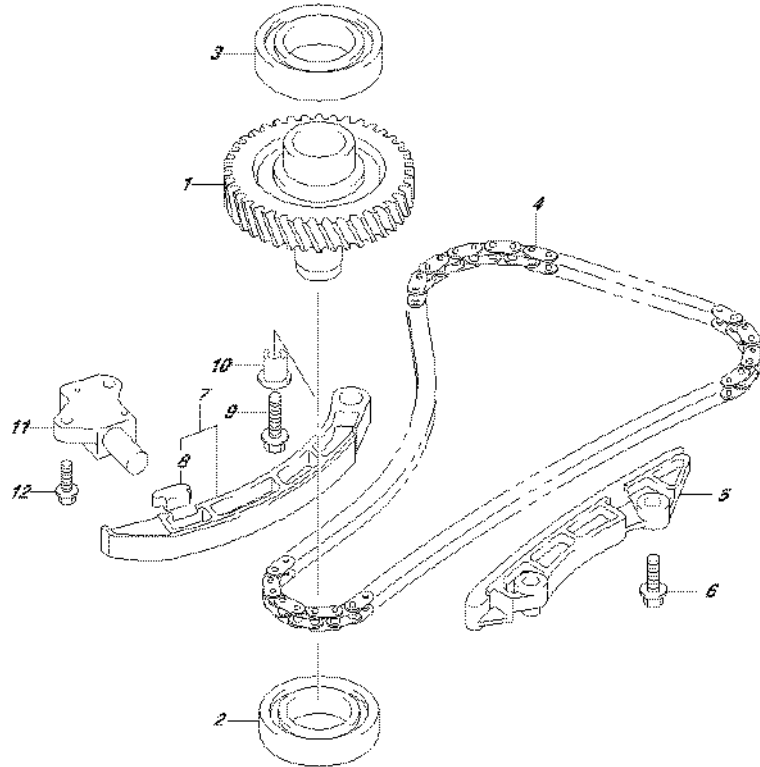


FIG.119A (1-B-6) TIMING CHAIN

REF NO.	PART NO.	DESCRIPTION	Q'TY	REMARKS
1	12730-87L00	GEAR, DRIVEN (NT:36)	1	
2	09262-32008	BEARING (32X58X13)	1	
3	09262-35070	BEARING (35X62X14)	1	
4	12761-87L00	CHAIN, TIMING	1	
5	12771-87L00	GUIDE, TIMING CHAIN	1	
6	01550-0825A	BOLT	2	
7	12810-87L00	TENSIONER ASSY, TIMING CHAIN	1	
8	12813-73G00	.PAD, TIMING CHAIN TENSIONER	1	
9	01550-0835A	BOLT	1	
10	12812-90J00	SPACER, TIMING CHAIN TENSIONER	1	
11	12831-93J01	ADJUSTER ASSY, TENSIONER	1	
12	01550-0620A	BOLT	2	



FIG.121A

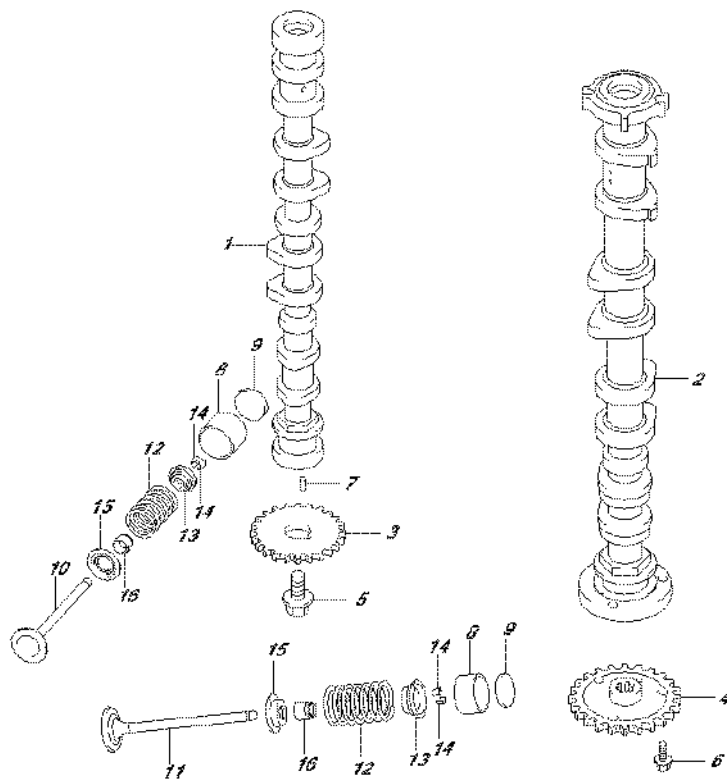


FIG.121A (1-B-7) CAMSHAFT (DF70A E01)

REF NO.	PART NO.	DESCRIPTION	Q'TY	REMARKS
1	12701-87L20	CAMSHAFT, INTAKE	1	
2	12705-87L00	CAMSHAFT, EXHAUST	1	
3	12741-90J01	SPROCKET, CAMSHAFT TIMING (NT:29)	1	
4	12748-87L00	SPROCKET, EXH CAMSHAFT (NT:29)	1	
5	12749-93J00	BOLT, CAMSHAFT	1	
6	01550-0612A	BOLT	3	
7	04221-05109	PIN	2	
8	12891-69J00	TAPPET	16	
9-1	12892-69J00-228	SHIM, TAPPET (T:2.28)	16	
9-2	12892-69J00-230	SHIM, TAPPET (T:2.30)	16	
9-3	12892-69J00-232	SHIM, TAPPET (T:2.32)	16	
9-4	12892-69J00-234	SHIM, TAPPET (T:2.34)	16	
9-5	12892-69J00-236	SHIM, TAPPET (T:2.36)	16	
9-6	12892-69J00-238	SHIM, TAPPET (T:2.38)	16	
9-7	12892-69J00-240	SHIM, TAPPET (T:2.40)	16	
9-8	12892-69J00-242	SHIM, TAPPET (T:2.42)	16	
9-9	12892-69J00-244	SHIM, TAPPET (T:2.44)	16	
9-10	12892-69J00-246	SHIM, TAPPET (T:2.46)	16	
9-11	12892-69J00-248	SHIM, TAPPET (T:2.48)	16	
9-12	12892-69J00-250	SHIM, TAPPET (T:2.50)	16	
9-13	12892-69J00-252	SHIM, TAPPET (T:2.52)	16	
9-14	12892-69J00-254	SHIM, TAPPET (T:2.54)	16	
9-15	12892-69J00-256	SHIM, TAPPET (T:2.56)	16	
9-16	12892-69J00-258	SHIM, TAPPET (T:2.58)	16	
9-17	12892-69J00-260	SHIM, TAPPET (T:2.60)	16	
9-18	12892-69J00-262	SHIM, TAPPET (T:2.62)	16	
9-19	12892-69J00-264	SHIM, TAPPET (T:2.64)	16	
9-20	12892-69J00-266	SHIM, TAPPET (T:2.66)	16	
9-21	12892-69J00-268	SHIM, TAPPET (T:2.68)	16	
9-22	12892-69J00-270	SHIM, TAPPET (T:2.70)	16	
9-23	12892-69J00-272	SHIM, TAPPET (T:2.72)	16	



FIG.121A

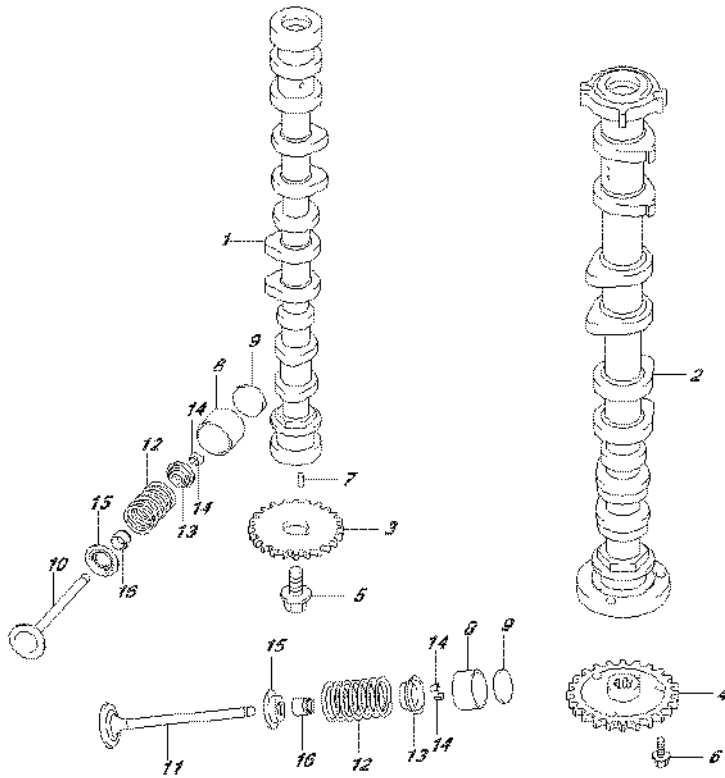


FIG.121A (1-B-8) CAMSHAFT (DF70A E01)

REF NO.	PART NO.	DESCRIPTION	Q'TY	REMARKS
10	12911-87L00	VALVE, INTAKE	8	
11	12915-87L50	VALVE, EXHAUST	8	
12	12921-87J10	SPRING, VALVE	16	
13	12931-78G00	RETAINER, VALVE SPRING	16	
14	12932-24400	COTTER, VALVE	32	
15	12933-51E00	SEAT, VALVE SPRING	16	
16	09289-05012	OIL SEAL (5.5X11.5X9.3)	16	



FIG.121B

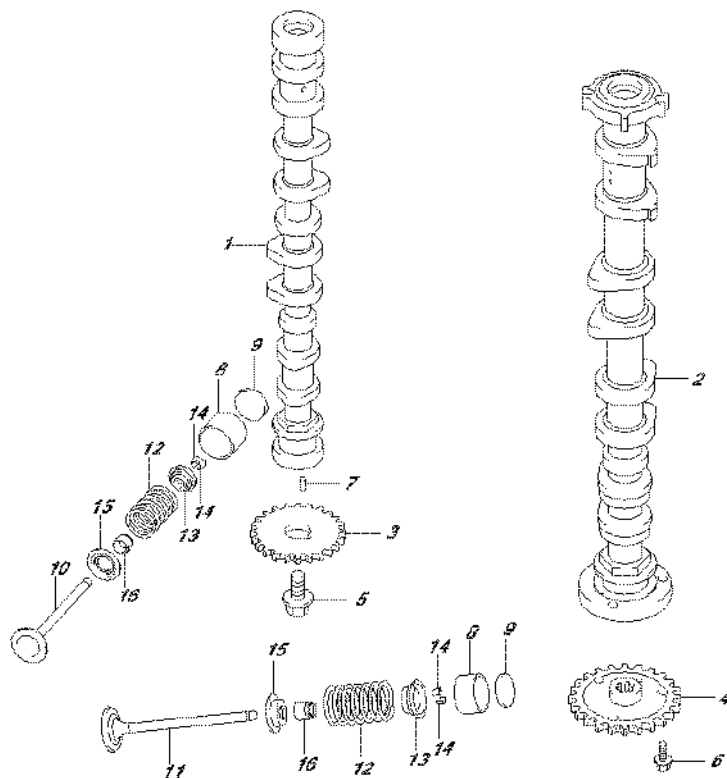


FIG.121B (1-B-9) CAMSHAFT (DF70A E40)

REF NO.	PART NO.	DESCRIPTION	Q'TY	REMARKS
1	12701-87L20	CAMSHAFT, INTAKE	1	
2	12705-87L00	CAMSHAFT, EXHAUST	1	
3	12741-90J01	SPROCKET, CAMSHAFT TIMING	1	
		(NT:29)		
4	12748-87L00	SPROCKET, EXH CAMSHAFT (NT:29)	1	
5	12749-93J00	BOLT, CAMSHAFT	1	
6	01550-0612A	BOLT	3	
7	04221-05109	PIN	2	
8	12891-69J00	TAPPET	16	
9-1	12892-69J00-228	SHIM, TAPPET (T:2.28)	16	
9-2	12892-69J00-230	SHIM, TAPPET (T:2.30)	16	
9-3	12892-69J00-232	SHIM, TAPPET (T:2.32)	16	
9-4	12892-69J00-234	SHIM, TAPPET (T:2.34)	16	
9-5	12892-69J00-236	SHIM, TAPPET (T:2.36)	16	
9-6	12892-69J00-238	SHIM, TAPPET (T:2.38)	16	
9-7	12892-69J00-240	SHIM, TAPPET (T:2.40)	16	
9-8	12892-69J00-242	SHIM, TAPPET (T:2.42)	16	
9-9	12892-69J00-244	SHIM, TAPPET (T:2.44)	16	
9-10	12892-69J00-246	SHIM, TAPPET (T:2.46)	16	
9-11	12892-69J00-248	SHIM, TAPPET (T:2.48)	16	
9-12	12892-69J00-250	SHIM, TAPPET (T:2.50)	16	
9-13	12892-69J00-252	SHIM, TAPPET (T:2.52)	16	
9-14	12892-69J00-254	SHIM, TAPPET (T:2.54)	16	
9-15	12892-69J00-256	SHIM, TAPPET (T:2.56)	16	
9-16	12892-69J00-258	SHIM, TAPPET (T:2.58)	16	
9-17	12892-69J00-260	SHIM, TAPPET (T:2.60)	16	
9-18	12892-69J00-262	SHIM, TAPPET (T:2.62)	16	
9-19	12892-69J00-264	SHIM, TAPPET (T:2.64)	16	
9-20	12892-69J00-266	SHIM, TAPPET (T:2.66)	16	
9-21	12892-69J00-268	SHIM, TAPPET (T:2.68)	16	
9-22	12892-69J00-270	SHIM, TAPPET (T:2.70)	16	
9-23	12892-69J00-272	SHIM, TAPPET (T:2.72)	16	



FIG.121B

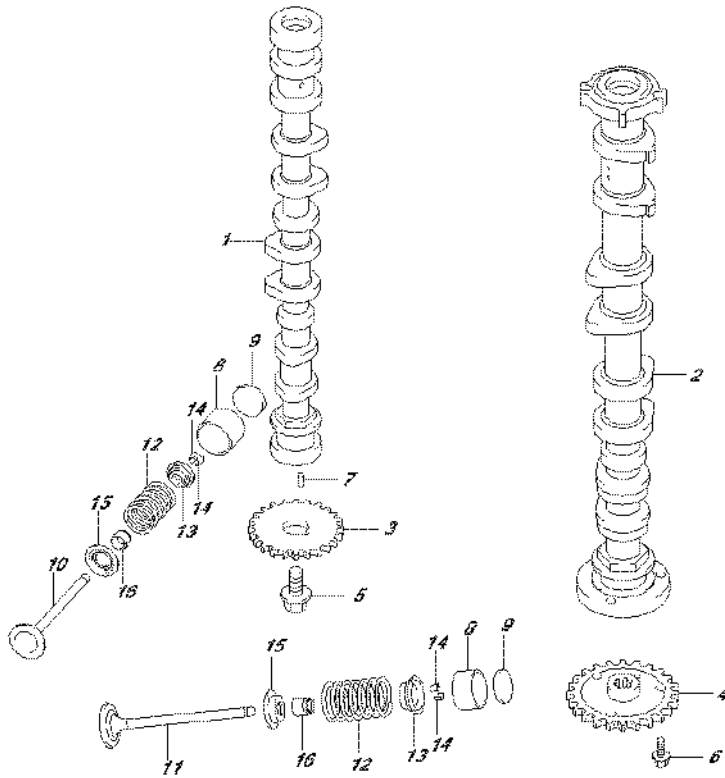


FIG.121B (1-B-10) CAMSHAFT (DF70A E40)

REF NO.	PART NO.	DESCRIPTION	Q'TY	REMARKS
10	12911-87L00	VALVE, INTAKE	8	
11	12915-87L50	VALVE, EXHAUST	8	
12	12921-87J10	SPRING, VALVE	16	
13	12931-78G00	RETAINER, VALVE SPRING	16	
14	12932-24400	COTTER, VALVE	32	
15	12933-51E00	SEAT, VALVE SPRING	16	
16	09289-05012	OIL SEAL (5.5X11.5X9.3)	16	



FIG.121C

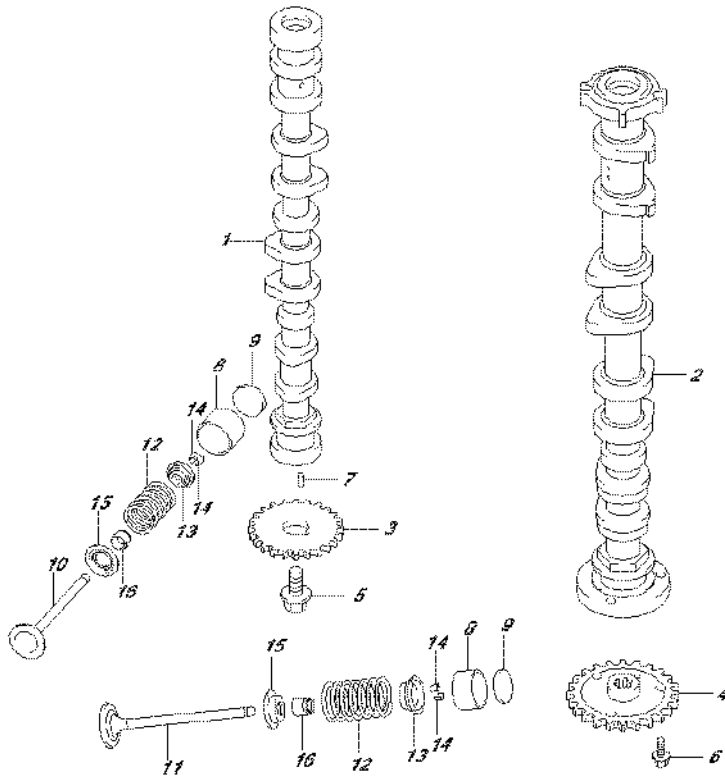


FIG.121C (1-B-11) CAMSHAFT (DF70ATH E01)

REF NO.	PART NO.	DESCRIPTION	Q'TY	REMARKS
1	12701-87L20	CAMSHAFT, INTAKE	1	
2	12705-87L00	CAMSHAFT, EXHAUST	1	
3	12741-90J01	SPROCKET, CAMSHAFT TIMING (NT:29)	1	
4	12748-87L00	SPROCKET, EXH CAMSHAFT (NT:29)	1	
5	12749-93J00	BOLT, CAMSHAFT	1	
6	01550-0612A	BOLT	3	
7	04221-05109	PIN	2	
8	12891-69J00	TAPPET	16	
9-1	12892-69J00-228	SHIM, TAPPET (T:2.28)	16	
9-2	12892-69J00-230	SHIM, TAPPET (T:2.30)	16	
9-3	12892-69J00-232	SHIM, TAPPET (T:2.32)	16	
9-4	12892-69J00-234	SHIM, TAPPET (T:2.34)	16	
9-5	12892-69J00-236	SHIM, TAPPET (T:2.36)	16	
9-6	12892-69J00-238	SHIM, TAPPET (T:2.38)	16	
9-7	12892-69J00-240	SHIM, TAPPET (T:2.40)	16	
9-8	12892-69J00-242	SHIM, TAPPET (T:2.42)	16	
9-9	12892-69J00-244	SHIM, TAPPET (T:2.44)	16	
9-10	12892-69J00-246	SHIM, TAPPET (T:2.46)	16	
9-11	12892-69J00-248	SHIM, TAPPET (T:2.48)	16	
9-12	12892-69J00-250	SHIM, TAPPET (T:2.50)	16	
9-13	12892-69J00-252	SHIM, TAPPET (T:2.52)	16	
9-14	12892-69J00-254	SHIM, TAPPET (T:2.54)	16	
9-15	12892-69J00-256	SHIM, TAPPET (T:2.56)	16	
9-16	12892-69J00-258	SHIM, TAPPET (T:2.58)	16	
9-17	12892-69J00-260	SHIM, TAPPET (T:2.60)	16	
9-18	12892-69J00-262	SHIM, TAPPET (T:2.62)	16	
9-19	12892-69J00-264	SHIM, TAPPET (T:2.64)	16	
9-20	12892-69J00-266	SHIM, TAPPET (T:2.66)	16	
9-21	12892-69J00-268	SHIM, TAPPET (T:2.68)	16	
9-22	12892-69J00-270	SHIM, TAPPET (T:2.70)	16	
9-23	12892-69J00-272	SHIM, TAPPET (T:2.72)	16	



FIG.121C

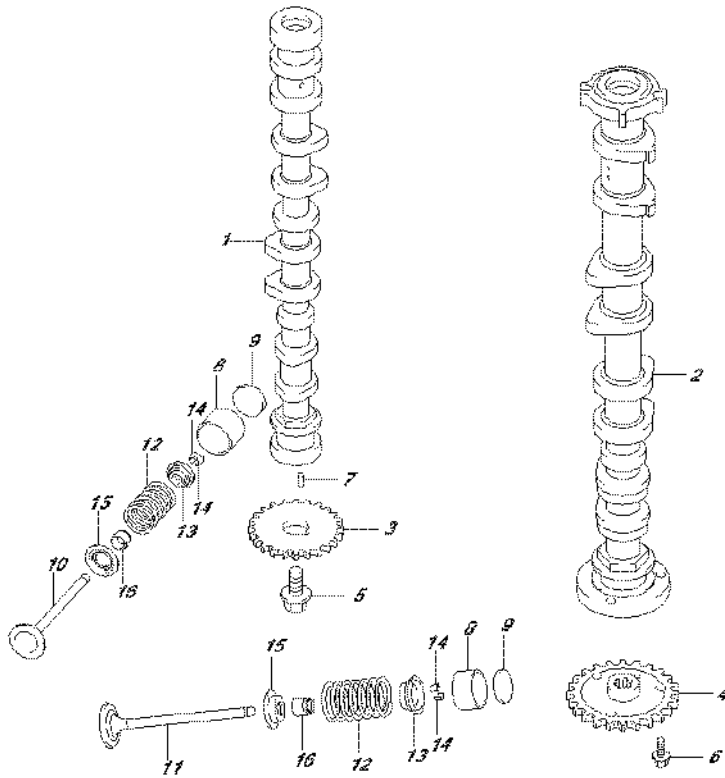


FIG.121C (1-B-12) CAMSHAFT (DF70ATH E01)

REF NO.	PART NO.	DESCRIPTION	Q'TY	REMARKS
10	12911-87L00	VALVE, INTAKE	8	
11	12915-87L50	VALVE, EXHAUST	8	
12	12921-87J10	SPRING, VALVE	16	
13	12931-78G00	RETAINER, VALVE SPRING	16	
14	12932-24400	COTTER, VALVE	32	
15	12933-51E00	SEAT, VALVE SPRING	16	
16	09289-05012	OIL SEAL (5.5X11.5X9.3)	16	





FIG.121D

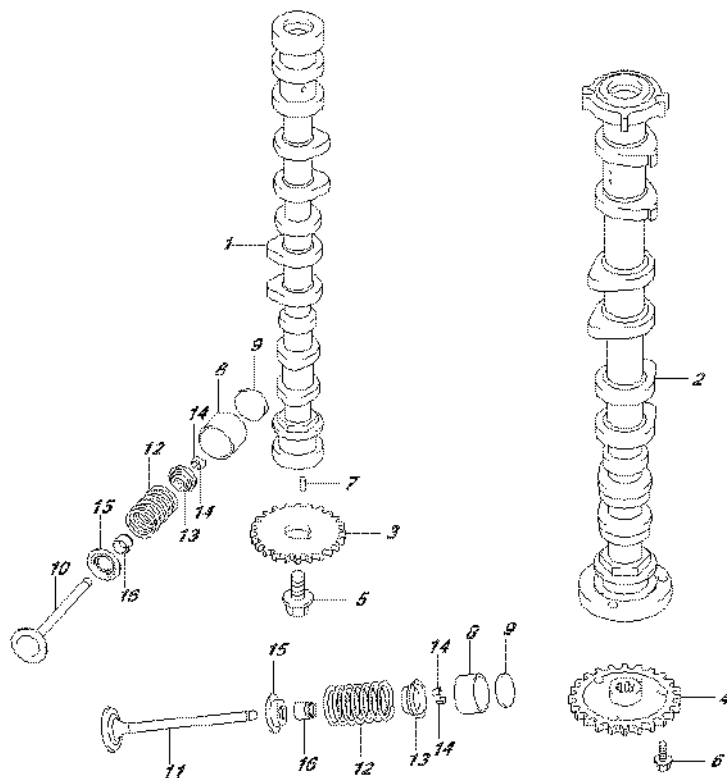


FIG.121D (1-B-13) CAMSHAFT (DF70ATH E40)

REF NO.	PART NO.	DESCRIPTION	Q'TY	REMARKS
1	12701-87L20	CAMSHAFT, INTAKE	1	
2	12705-87L00	CAMSHAFT, EXHAUST	1	
3	12741-90J01	SPROCKET, CAMSHAFT TIMING (NT:29)	1	
4	12748-87L00	SPROCKET, EXH CAMSHAFT (NT:29)	1	
5	12749-93J00	BOLT, CAMSHAFT	1	
6	01550-0612A	BOLT	3	
7	04221-05109	PIN	2	
8	12891-69J00	TAPPET	16	
9-1	12892-69J00-228	SHIM, TAPPET (T:2.28)	16	
9-2	12892-69J00-230	SHIM, TAPPET (T:2.30)	16	
9-3	12892-69J00-232	SHIM, TAPPET (T:2.32)	16	
9-4	12892-69J00-234	SHIM, TAPPET (T:2.34)	16	
9-5	12892-69J00-236	SHIM, TAPPET (T:2.36)	16	
9-6	12892-69J00-238	SHIM, TAPPET (T:2.38)	16	
9-7	12892-69J00-240	SHIM, TAPPET (T:2.40)	16	
9-8	12892-69J00-242	SHIM, TAPPET (T:2.42)	16	
9-9	12892-69J00-244	SHIM, TAPPET (T:2.44)	16	
9-10	12892-69J00-246	SHIM, TAPPET (T:2.46)	16	
9-11	12892-69J00-248	SHIM, TAPPET (T:2.48)	16	
9-12	12892-69J00-250	SHIM, TAPPET (T:2.50)	16	
9-13	12892-69J00-252	SHIM, TAPPET (T:2.52)	16	
9-14	12892-69J00-254	SHIM, TAPPET (T:2.54)	16	
9-15	12892-69J00-256	SHIM, TAPPET (T:2.56)	16	
9-16	12892-69J00-258	SHIM, TAPPET (T:2.58)	16	
9-17	12892-69J00-260	SHIM, TAPPET (T:2.60)	16	
9-18	12892-69J00-262	SHIM, TAPPET (T:2.62)	16	
9-19	12892-69J00-264	SHIM, TAPPET (T:2.64)	16	
9-20	12892-69J00-266	SHIM, TAPPET (T:2.66)	16	
9-21	12892-69J00-268	SHIM, TAPPET (T:2.68)	16	
9-22	12892-69J00-270	SHIM, TAPPET (T:2.70)	16	
9-23	12892-69J00-272	SHIM, TAPPET (T:2.72)	16	



FIG.121D

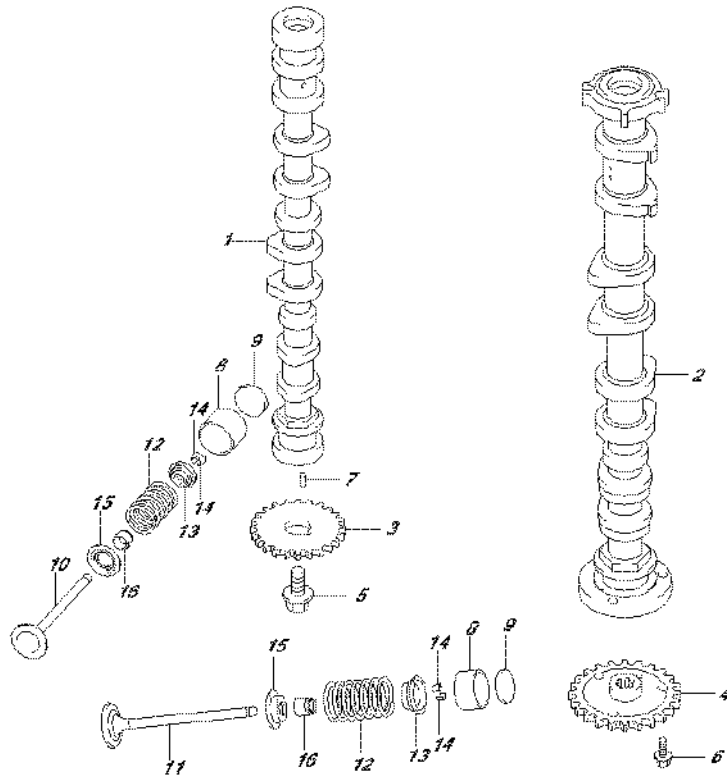


FIG.121D (1-B-14) CAMSHAFT (DF70ATH E40)

REF NO.	PART NO.	DESCRIPTION	Q'TY	REMARKS
10	12911-87L00	VALVE, INTAKE	8	
11	12915-87L50	VALVE, EXHAUST	8	
12	12921-87J10	SPRING, VALVE	16	
13	12931-78G00	RETAINER, VALVE SPRING	16	
14	12932-24400	COTTER, VALVE	32	
15	12933-51E00	SEAT, VALVE SPRING	16	
16	09289-05012	OIL SEAL (5.5X11.5X9.3)	16	



FIG.121E

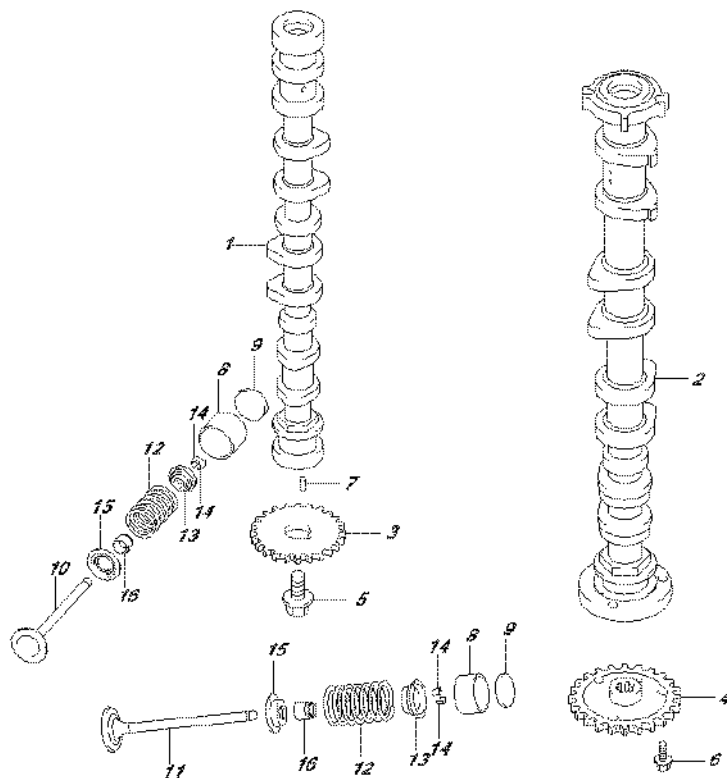


FIG.121E (1-B-15) CAMSHAFT (DF80A E01)

REF NO.	PART NO.	DESCRIPTION	Q'TY	REMARKS
1	12701-87L00	CAMSHAFT, INTAKE	1	
2	12705-87L00	CAMSHAFT, EXHAUST	1	
3	12741-90J01	SPROCKET, CAMSHAFT TIMING (NT:29)	1	
4	12748-87L00	SPROCKET, EXH CAMSHAFT (NT:29)	1	
5	12749-93J00	BOLT, CAMSHAFT	1	
6	01550-0612A	BOLT	3	
7	04221-05109	PIN	2	
8	12891-69J00	TAPPET	16	
9-1	12892-69J00-228	SHIM, TAPPET (T:2.28)	16	
9-2	12892-69J00-230	SHIM, TAPPET (T:2.30)	16	
9-3	12892-69J00-232	SHIM, TAPPET (T:2.32)	16	
9-4	12892-69J00-234	SHIM, TAPPET (T:2.34)	16	
9-5	12892-69J00-236	SHIM, TAPPET (T:2.36)	16	
9-6	12892-69J00-238	SHIM, TAPPET (T:2.38)	16	
9-7	12892-69J00-240	SHIM, TAPPET (T:2.40)	16	
9-8	12892-69J00-242	SHIM, TAPPET (T:2.42)	16	
9-9	12892-69J00-244	SHIM, TAPPET (T:2.44)	16	
9-10	12892-69J00-246	SHIM, TAPPET (T:2.46)	16	
9-11	12892-69J00-248	SHIM, TAPPET (T:2.48)	16	
9-12	12892-69J00-250	SHIM, TAPPET (T:2.50)	16	
9-13	12892-69J00-252	SHIM, TAPPET (T:2.52)	16	
9-14	12892-69J00-254	SHIM, TAPPET (T:2.54)	16	
9-15	12892-69J00-256	SHIM, TAPPET (T:2.56)	16	
9-16	12892-69J00-258	SHIM, TAPPET (T:2.58)	16	
9-17	12892-69J00-260	SHIM, TAPPET (T:2.60)	16	
9-18	12892-69J00-262	SHIM, TAPPET (T:2.62)	16	
9-19	12892-69J00-264	SHIM, TAPPET (T:2.64)	16	
9-20	12892-69J00-266	SHIM, TAPPET (T:2.66)	16	
9-21	12892-69J00-268	SHIM, TAPPET (T:2.68)	16	
9-22	12892-69J00-270	SHIM, TAPPET (T:2.70)	16	
9-23	12892-69J00-272	SHIM, TAPPET (T:2.72)	16	



FIG.121E

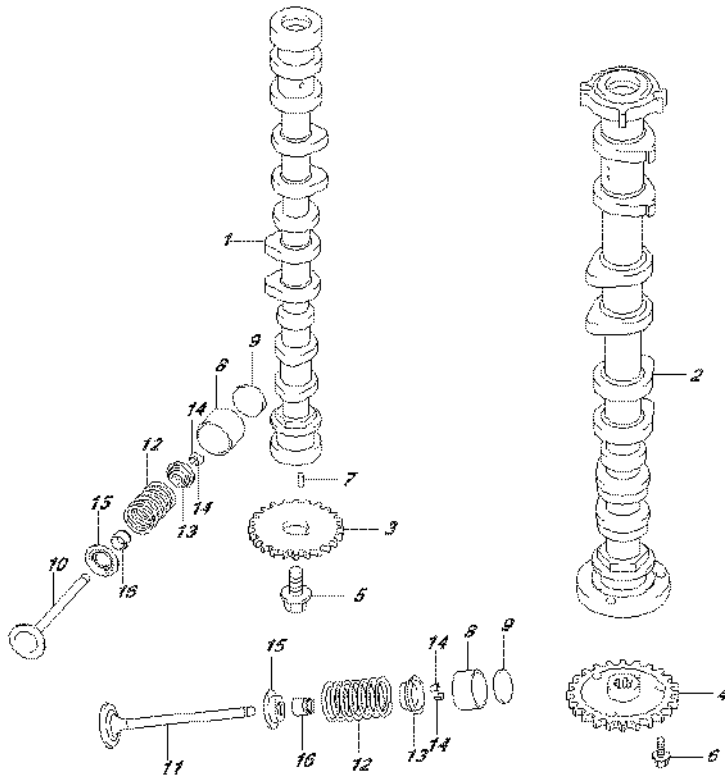


FIG.121E (1-C-2) CAMSHAFT (DF80A E01)

REF NO.	PART NO.	DESCRIPTION	Q'TY	REMARKS
10	12911-87L00	VALVE, INTAKE	8	
11	12915-87L50	VALVE, EXHAUST	8	
12	12921-87J10	SPRING, VALVE	16	
13	12931-78G00	RETAINER, VALVE SPRING	16	
14	12932-24400	COTTER, VALVE	32	
15	12933-51E00	SEAT, VALVE SPRING	16	
16	09289-05012	OIL SEAL (5.5X11.5X9.3)	16	



FIG.121F

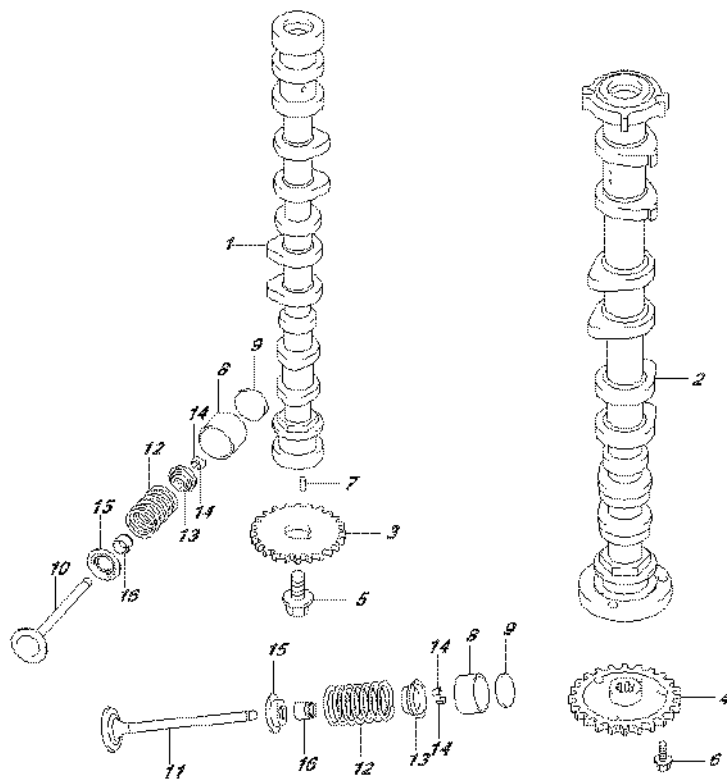


FIG.121F (1-C-3) CAMSHAFT (DF80A E40)

REF NO.	PART NO.	DESCRIPTION	Q'TY	REMARKS
1	12701-87L00	CAMSHAFT, INTAKE	1	
2	12705-87L00	CAMSHAFT, EXHAUST	1	
3	12741-90J01	SPROCKET, CAMSHAFT TIMING	1	
		(NT:29)		
4	12748-87L00	SPROCKET, EXH CAMSHAFT (NT:29)	1	
5	12749-93J00	BOLT, CAMSHAFT	1	
6	01550-0612A	BOLT	3	
7	04221-05109	PIN	2	
8	12891-69J00	TAPPET	16	
9-1	12892-69J00-228	SHIM, TAPPET (T:2.28)	16	
9-2	12892-69J00-230	SHIM, TAPPET (T:2.30)	16	
9-3	12892-69J00-232	SHIM, TAPPET (T:2.32)	16	
9-4	12892-69J00-234	SHIM, TAPPET (T:2.34)	16	
9-5	12892-69J00-236	SHIM, TAPPET (T:2.36)	16	
9-6	12892-69J00-238	SHIM, TAPPET (T:2.38)	16	
9-7	12892-69J00-240	SHIM, TAPPET (T:2.40)	16	
9-8	12892-69J00-242	SHIM, TAPPET (T:2.42)	16	
9-9	12892-69J00-244	SHIM, TAPPET (T:2.44)	16	
9-10	12892-69J00-246	SHIM, TAPPET (T:2.46)	16	
9-11	12892-69J00-248	SHIM, TAPPET (T:2.48)	16	
9-12	12892-69J00-250	SHIM, TAPPET (T:2.50)	16	
9-13	12892-69J00-252	SHIM, TAPPET (T:2.52)	16	
9-14	12892-69J00-254	SHIM, TAPPET (T:2.54)	16	
9-15	12892-69J00-256	SHIM, TAPPET (T:2.56)	16	
9-16	12892-69J00-258	SHIM, TAPPET (T:2.58)	16	
9-17	12892-69J00-260	SHIM, TAPPET (T:2.60)	16	
9-18	12892-69J00-262	SHIM, TAPPET (T:2.62)	16	
9-19	12892-69J00-264	SHIM, TAPPET (T:2.64)	16	
9-20	12892-69J00-266	SHIM, TAPPET (T:2.66)	16	
9-21	12892-69J00-268	SHIM, TAPPET (T:2.68)	16	
9-22	12892-69J00-270	SHIM, TAPPET (T:2.70)	16	
9-23	12892-69J00-272	SHIM, TAPPET (T:2.72)	16	



FIG.121F

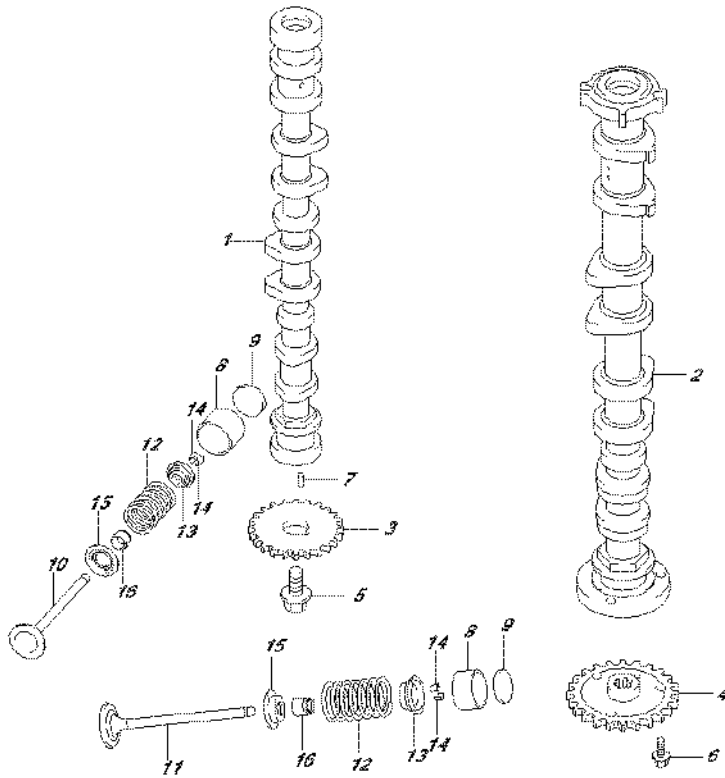


FIG.121F (1-C-4) CAMSHAFT (DF80A E40)

REF NO.	PART NO.	DESCRIPTION	Q'TY	REMARKS
10	12911-87L00	VALVE, INTAKE	8	
11	12915-87L50	VALVE, EXHAUST	8	
12	12921-87J10	SPRING, VALVE	16	
13	12931-78G00	RETAINER, VALVE SPRING	16	
14	12932-24400	COTTER, VALVE	32	
15	12933-51E00	SEAT, VALVE SPRING	16	
16	09289-05012	OIL SEAL (5.5X11.5X9.3)	16	



FIG.121G

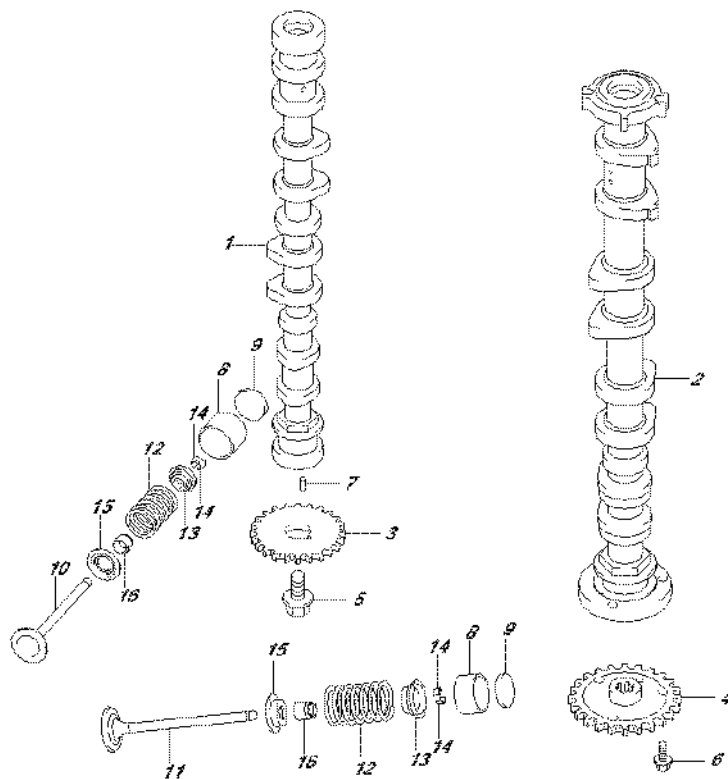


FIG.121G (1-C-5) CAMSHAFT (DF90A E01)

REF NO.	PART NO.	DESCRIPTION	Q'TY	REMARKS
1	12701-87L10	CAMSHAFT, INTAKE	1	
2	12705-87L10	CAMSHAFT, EXHAUST	1	
3	12741-90J01	SPROCKET, CAMSHAFT TIMING (NT:29)	1	
4	12748-87L00	SPROCKET, EXH CAMSHAFT (NT:29)	1	
5	12749-93J00	BOLT, CAMSHAFT	1	
6	01550-0612A	BOLT	3	
7	04221-05109	PIN	2	
8	12891-69J00	TAPPET	16	
9-1	12892-69J00-228	SHIM, TAPPET (T:2.28)	16	
9-2	12892-69J00-230	SHIM, TAPPET (T:2.30)	16	
9-3	12892-69J00-232	SHIM, TAPPET (T:2.32)	16	
9-4	12892-69J00-234	SHIM, TAPPET (T:2.34)	16	
9-5	12892-69J00-236	SHIM, TAPPET (T:2.36)	16	
9-6	12892-69J00-238	SHIM, TAPPET (T:2.38)	16	
9-7	12892-69J00-240	SHIM, TAPPET (T:2.40)	16	
9-8	12892-69J00-242	SHIM, TAPPET (T:2.42)	16	
9-9	12892-69J00-244	SHIM, TAPPET (T:2.44)	16	
9-10	12892-69J00-246	SHIM, TAPPET (T:2.46)	16	
9-11	12892-69J00-248	SHIM, TAPPET (T:2.48)	16	
9-12	12892-69J00-250	SHIM, TAPPET (T:2.50)	16	
9-13	12892-69J00-252	SHIM, TAPPET (T:2.52)	16	
9-14	12892-69J00-254	SHIM, TAPPET (T:2.54)	16	
9-15	12892-69J00-256	SHIM, TAPPET (T:2.56)	16	
9-16	12892-69J00-258	SHIM, TAPPET (T:2.58)	16	
9-17	12892-69J00-260	SHIM, TAPPET (T:2.60)	16	
9-18	12892-69J00-262	SHIM, TAPPET (T:2.62)	16	
9-19	12892-69J00-264	SHIM, TAPPET (T:2.64)	16	
9-20	12892-69J00-266	SHIM, TAPPET (T:2.66)	16	
9-21	12892-69J00-268	SHIM, TAPPET (T:2.68)	16	
9-22	12892-69J00-270	SHIM, TAPPET (T:2.70)	16	
9-23	12892-69J00-272	SHIM, TAPPET (T:2.72)	16	



FIG.121G

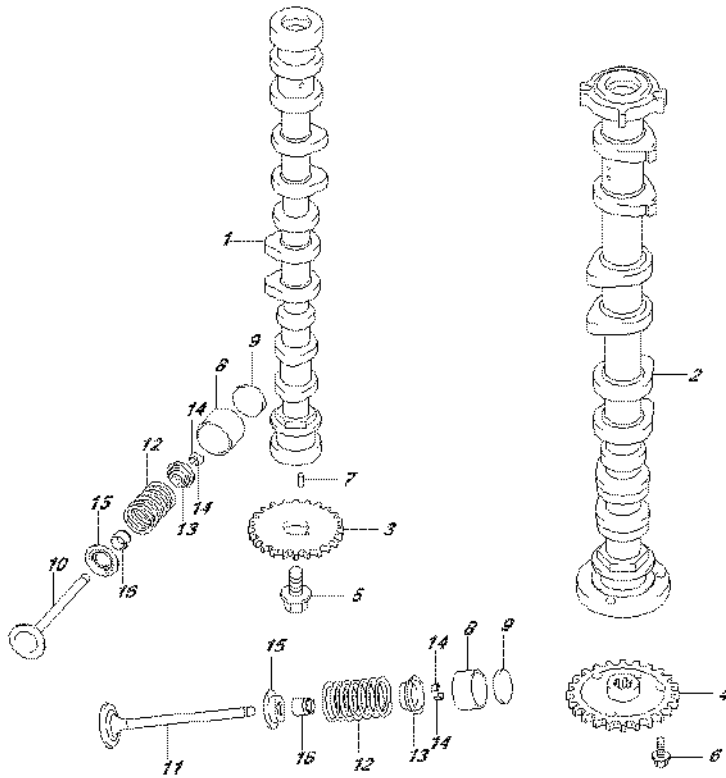


FIG.121G (1-C-6) CAMSHAFT (DF90A E01)

REF NO.	PART NO.	DESCRIPTION	Q'TY	REMARKS
10	12911-87L00	VALVE, INTAKE	8	
11	12915-87L50	VALVE, EXHAUST	8	
12	12921-87J10	SPRING, VALVE	16	
13	12931-78G00	RETAINER, VALVE SPRING	16	
14	12932-24400	COTTER, VALVE	32	
15	12933-51E00	SEAT, VALVE SPRING	16	
16	09289-05012	OIL SEAL (5.5X11.5X9.3)	16	





FIG.121H

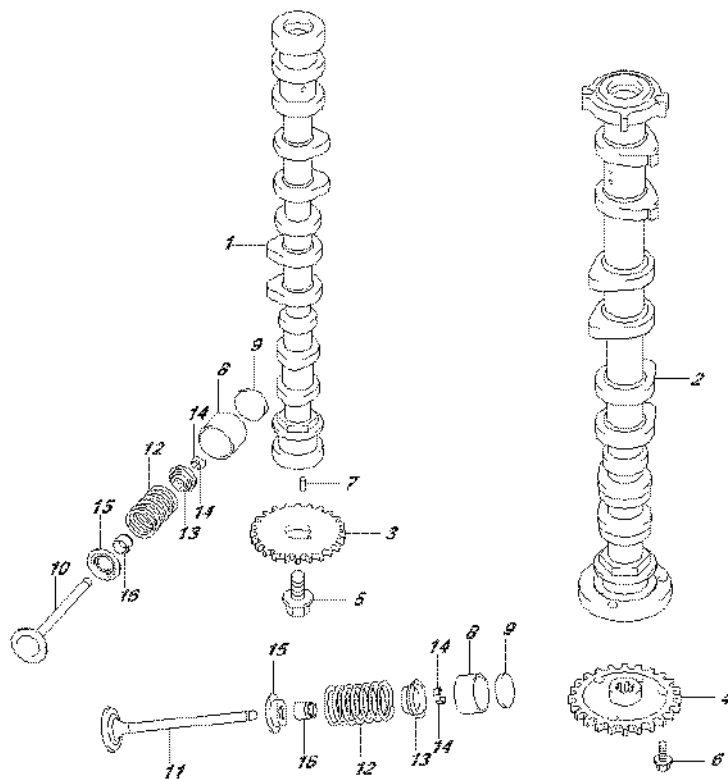


FIG.121H (1-C-7) CAMSHAFT (DF90A E40)

REF NO.	PART NO.	DESCRIPTION	Q'TY	REMARKS
1	12701-87L10	CAMSHAFT, INTAKE	1	
2	12705-87L10	CAMSHAFT, EXHAUST	1	
3	12741-90J01	SPROCKET, CAMSHAFT TIMING (NT:29)	1	
4	12748-87L00	SPROCKET, EXH CAMSHAFT (NT:29)	1	
5	12749-93J00	BOLT, CAMSHAFT	1	
6	01550-0612A	BOLT	3	
7	04221-05109	PIN	2	
8	12891-69J00	TAPPET	16	
9-1	12892-69J00-228	SHIM, TAPPET (T:2.28)	16	
9-2	12892-69J00-230	SHIM, TAPPET (T:2.30)	16	
9-3	12892-69J00-232	SHIM, TAPPET (T:2.32)	16	
9-4	12892-69J00-234	SHIM, TAPPET (T:2.34)	16	
9-5	12892-69J00-236	SHIM, TAPPET (T:2.36)	16	
9-6	12892-69J00-238	SHIM, TAPPET (T:2.38)	16	
9-7	12892-69J00-240	SHIM, TAPPET (T:2.40)	16	
9-8	12892-69J00-242	SHIM, TAPPET (T:2.42)	16	
9-9	12892-69J00-244	SHIM, TAPPET (T:2.44)	16	
9-10	12892-69J00-246	SHIM, TAPPET (T:2.46)	16	
9-11	12892-69J00-248	SHIM, TAPPET (T:2.48)	16	
9-12	12892-69J00-250	SHIM, TAPPET (T:2.50)	16	
9-13	12892-69J00-252	SHIM, TAPPET (T:2.52)	16	
9-14	12892-69J00-254	SHIM, TAPPET (T:2.54)	16	
9-15	12892-69J00-256	SHIM, TAPPET (T:2.56)	16	
9-16	12892-69J00-258	SHIM, TAPPET (T:2.58)	16	
9-17	12892-69J00-260	SHIM, TAPPET (T:2.60)	16	
9-18	12892-69J00-262	SHIM, TAPPET (T:2.62)	16	
9-19	12892-69J00-264	SHIM, TAPPET (T:2.64)	16	
9-20	12892-69J00-266	SHIM, TAPPET (T:2.66)	16	
9-21	12892-69J00-268	SHIM, TAPPET (T:2.68)	16	
9-22	12892-69J00-270	SHIM, TAPPET (T:2.70)	16	
9-23	12892-69J00-272	SHIM, TAPPET (T:2.72)	16	



FIG.121H

FIG.121H (1-C-8) CAMSHAFT (DF90A E40)

REF NO.	PART NO.	DESCRIPTION	Q'TY	REMARKS
10	12911-87L00	VALVE, INTAKE	8	
11	12915-87L50	VALVE, EXHAUST	8	
12	12921-87J10	SPRING, VALVE	16	
13	12931-78G00	RETAINER, VALVE SPRING	16	
14	12932-24400	COTTER, VALVE	32	
15	12933-51E00	SEAT, VALVE SPRING	16	
16	09289-05012	OIL SEAL (5.5X11.5X9.3)	16	

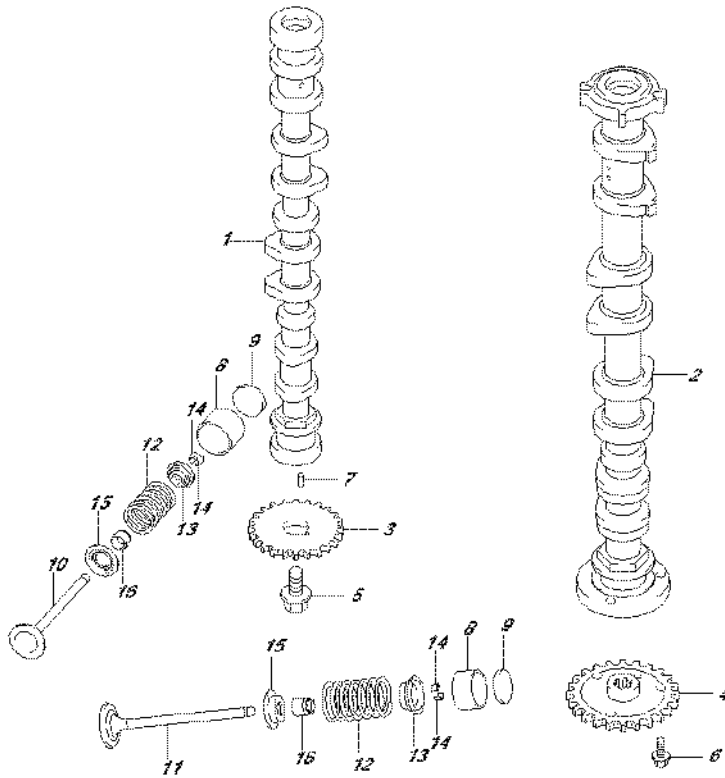


FIG.121J

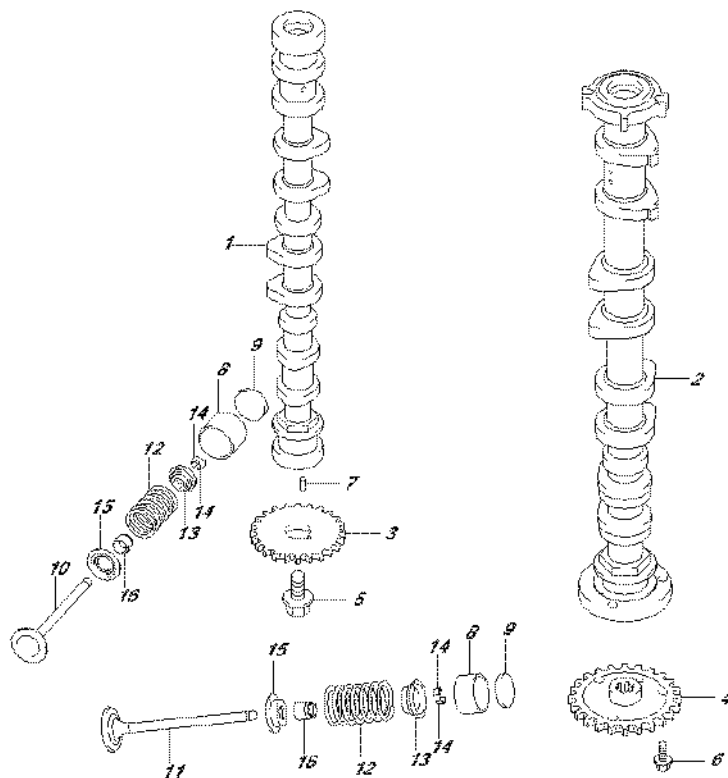


FIG.121J (1-C-9) CAMSHAFT (DF90ATH E01)

REF NO.	PART NO.	DESCRIPTION	Q'TY	REMARKS
1	12701-87L10	CAMSHAFT, INTAKE	1	
2	12705-87L10	CAMSHAFT, EXHAUST	1	
3	12741-90J01	SPROCKET, CAMSHAFT TIMING (NT:29)	1	
4	12748-87L00	SPROCKET, EXH CAMSHAFT (NT:29)	1	
5	12749-93J00	BOLT, CAMSHAFT	1	
6	01550-0612A	BOLT	3	
7	04221-05109	PIN	2	
8	12891-69J00	TAPPET	16	
9-1	12892-69J00-228	SHIM, TAPPET (T:2.28)	16	
9-2	12892-69J00-230	SHIM, TAPPET (T:2.30)	16	
9-3	12892-69J00-232	SHIM, TAPPET (T:2.32)	16	
9-4	12892-69J00-234	SHIM, TAPPET (T:2.34)	16	
9-5	12892-69J00-236	SHIM, TAPPET (T:2.36)	16	
9-6	12892-69J00-238	SHIM, TAPPET (T:2.38)	16	
9-7	12892-69J00-240	SHIM, TAPPET (T:2.40)	16	
9-8	12892-69J00-242	SHIM, TAPPET (T:2.42)	16	
9-9	12892-69J00-244	SHIM, TAPPET (T:2.44)	16	
9-10	12892-69J00-246	SHIM, TAPPET (T:2.46)	16	
9-11	12892-69J00-248	SHIM, TAPPET (T:2.48)	16	
9-12	12892-69J00-250	SHIM, TAPPET (T:2.50)	16	
9-13	12892-69J00-252	SHIM, TAPPET (T:2.52)	16	
9-14	12892-69J00-254	SHIM, TAPPET (T:2.54)	16	
9-15	12892-69J00-256	SHIM, TAPPET (T:2.56)	16	
9-16	12892-69J00-258	SHIM, TAPPET (T:2.58)	16	
9-17	12892-69J00-260	SHIM, TAPPET (T:2.60)	16	
9-18	12892-69J00-262	SHIM, TAPPET (T:2.62)	16	
9-19	12892-69J00-264	SHIM, TAPPET (T:2.64)	16	
9-20	12892-69J00-266	SHIM, TAPPET (T:2.66)	16	
9-21	12892-69J00-268	SHIM, TAPPET (T:2.68)	16	
9-22	12892-69J00-270	SHIM, TAPPET (T:2.70)	16	
9-23	12892-69J00-272	SHIM, TAPPET (T:2.72)	16	



FIG.121J

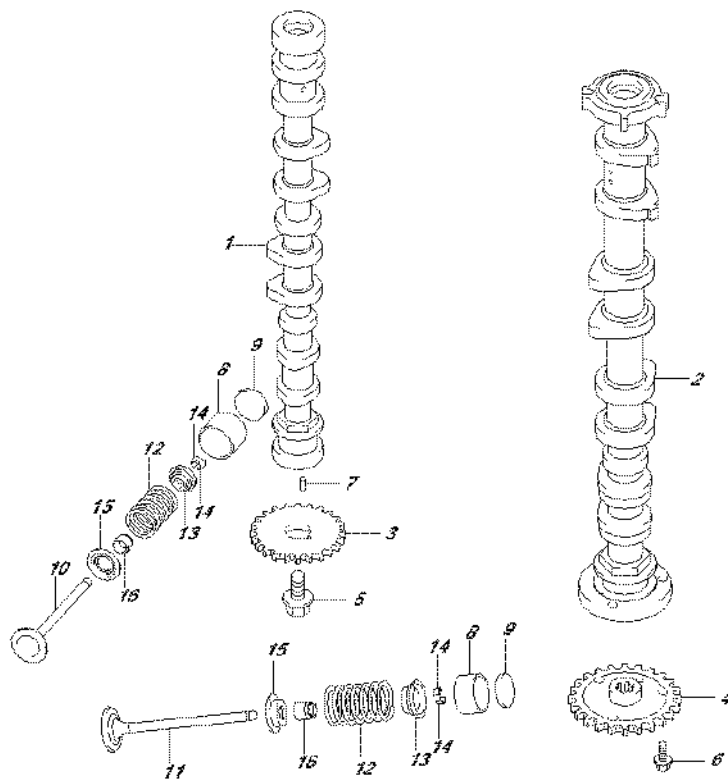


FIG.121J (1-C-10) CAMSHAFT (DF90ATH E01)

REF NO.	PART NO.	DESCRIPTION	Q'TY	REMARKS
10	12911-87L00	VALVE, INTAKE	8	
11	12915-87L50	VALVE, EXHAUST	8	
12	12921-87J10	SPRING, VALVE	16	
13	12931-78G00	RETAINER, VALVE SPRING	16	
14	12932-24400	COTTER, VALVE	32	
15	12933-51E00	SEAT, VALVE SPRING	16	
16	09289-05012	OIL SEAL (5.5X11.5X9.3)	16	



FIG.121K

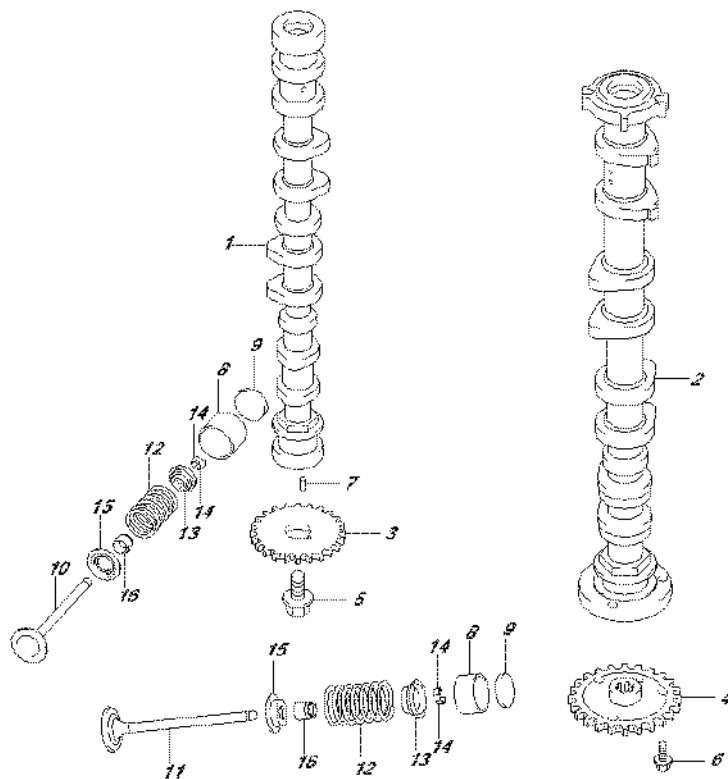


FIG.121K (1-C-11) CAMSHAFT (DF90ATH E40)

REF NO.	PART NO.	DESCRIPTION	Q'TY	REMARKS
1	12701-87L10	CAMSHAFT, INTAKE	1	
2	12705-87L10	CAMSHAFT, EXHAUST	1	
3	12741-90J01	SPROCKET, CAMSHAFT TIMING (NT:29)	1	
4	12748-87L00	SPROCKET, EXH CAMSHAFT (NT:29)	1	
5	12749-93J00	BOLT, CAMSHAFT	1	
6	01550-0612A	BOLT	3	
7	04221-05109	PIN	2	
8	12891-69J00	TAPPET	16	
9-1	12892-69J00-228	SHIM, TAPPET (T:2.28)	16	
9-2	12892-69J00-230	SHIM, TAPPET (T:2.30)	16	
9-3	12892-69J00-232	SHIM, TAPPET (T:2.32)	16	
9-4	12892-69J00-234	SHIM, TAPPET (T:2.34)	16	
9-5	12892-69J00-236	SHIM, TAPPET (T:2.36)	16	
9-6	12892-69J00-238	SHIM, TAPPET (T:2.38)	16	
9-7	12892-69J00-240	SHIM, TAPPET (T:2.40)	16	
9-8	12892-69J00-242	SHIM, TAPPET (T:2.42)	16	
9-9	12892-69J00-244	SHIM, TAPPET (T:2.44)	16	
9-10	12892-69J00-246	SHIM, TAPPET (T:2.46)	16	
9-11	12892-69J00-248	SHIM, TAPPET (T:2.48)	16	
9-12	12892-69J00-250	SHIM, TAPPET (T:2.50)	16	
9-13	12892-69J00-252	SHIM, TAPPET (T:2.52)	16	
9-14	12892-69J00-254	SHIM, TAPPET (T:2.54)	16	
9-15	12892-69J00-256	SHIM, TAPPET (T:2.56)	16	
9-16	12892-69J00-258	SHIM, TAPPET (T:2.58)	16	
9-17	12892-69J00-260	SHIM, TAPPET (T:2.60)	16	
9-18	12892-69J00-262	SHIM, TAPPET (T:2.62)	16	
9-19	12892-69J00-264	SHIM, TAPPET (T:2.64)	16	
9-20	12892-69J00-266	SHIM, TAPPET (T:2.66)	16	
9-21	12892-69J00-268	SHIM, TAPPET (T:2.68)	16	
9-22	12892-69J00-270	SHIM, TAPPET (T:2.70)	16	
9-23	12892-69J00-272	SHIM, TAPPET (T:2.72)	16	



FIG.121K

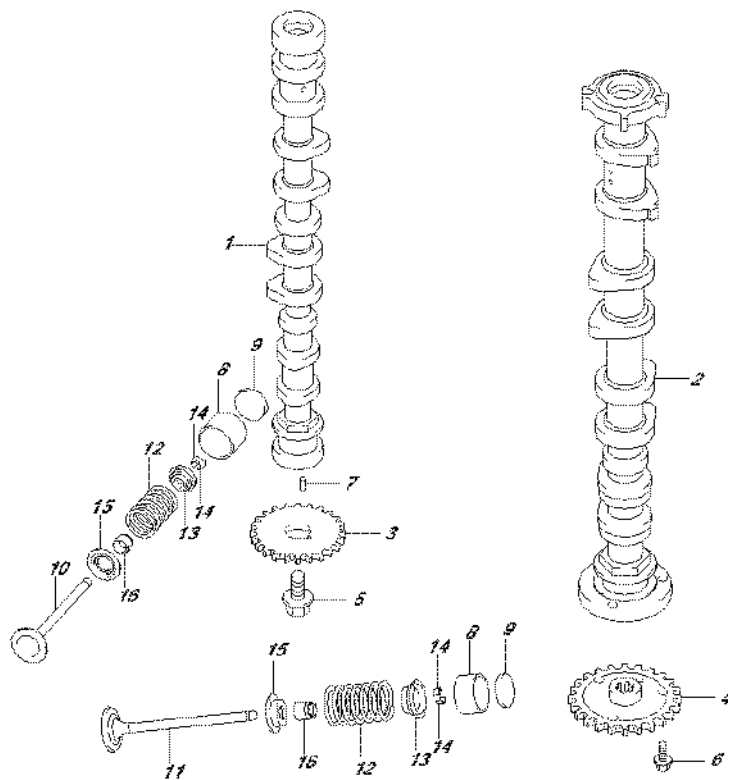


FIG.121K (1-C-12) CAMSHAFT (DF90ATH E40)

REF NO.	PART NO.	DESCRIPTION	Q'TY	REMARKS
10	12911-87L00	VALVE, INTAKE	8	
11	12915-87L50	VALVE, EXHAUST	8	
12	12921-87J10	SPRING, VALVE	16	
13	12931-78G00	RETAINER, VALVE SPRING	16	
14	12932-24400	COTTER, VALVE	32	
15	12933-51E00	SEAT, VALVE SPRING	16	
16	09289-05012	OIL SEAL (5.5X11.5X9.3)	16	



FIG. 122A

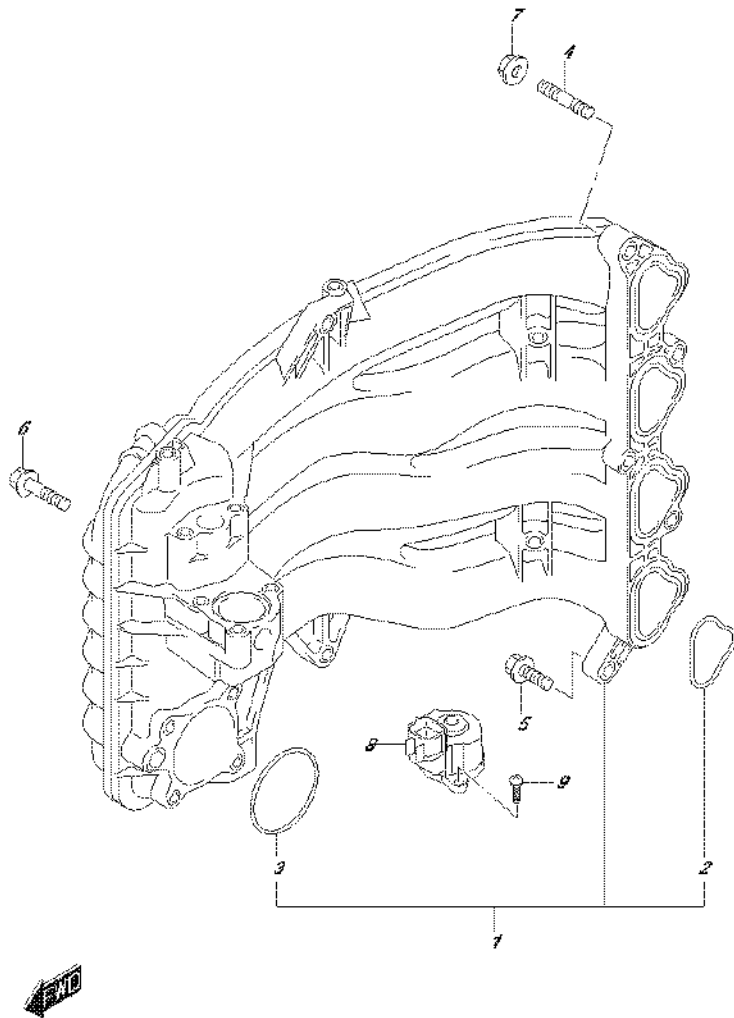


FIG.122A (1-C-13) INTAKE MANIFOLD

REF NO.	PART NO.	DESCRIPTION	Q'TY	REMARKS
1	13110-87L00	MANIFOLD, INTAKE	1	
2	13119-87L00	.GASKET, INTAKE MANIFOLD	4	
3	13125-87L00	.GASKET, THROTTLE BODY	1	
4	01421-08257	STUD BOLT	2	
5	01550-08307	BOLT	4	
6	01550-08457	BOLT	1	
7	08316-10087	NUT	2	
8	18137-87L01	VALVE, IAC	1	
9	02112-34167	SCREW	3	

FIG.134A

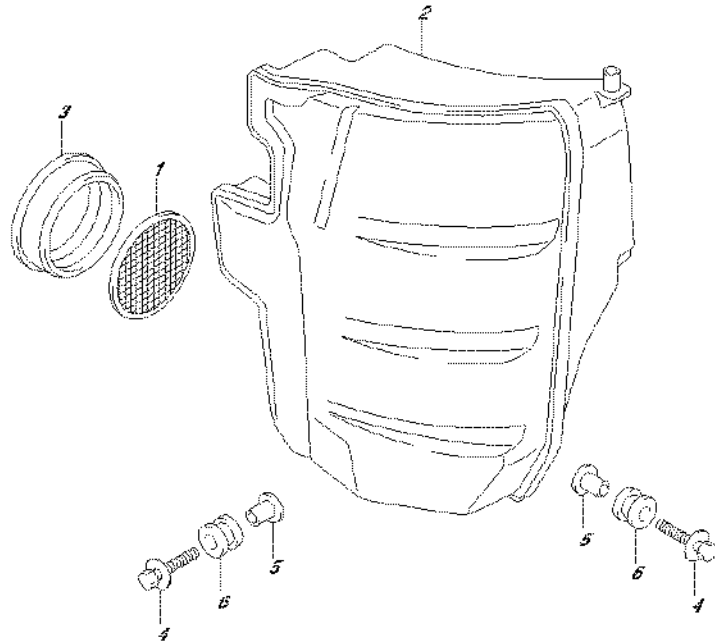


FIG.134A (1-C-14) SILENCER

REF NO.	PART NO.	DESCRIPTION	Q'TY	REMARKS
1	13710-99E00	ARRESTER, FLAME	1	
2	13810-87L00	SILENCER	1	
3	13813-87L00	HOLDER, FLAME ARRESTER	1	
4	09116-06215	BOLT (6X30)	2	
5	09169-06075	WASHER	2	
6	09320-09039	CUSHION	2	





FIG.136A

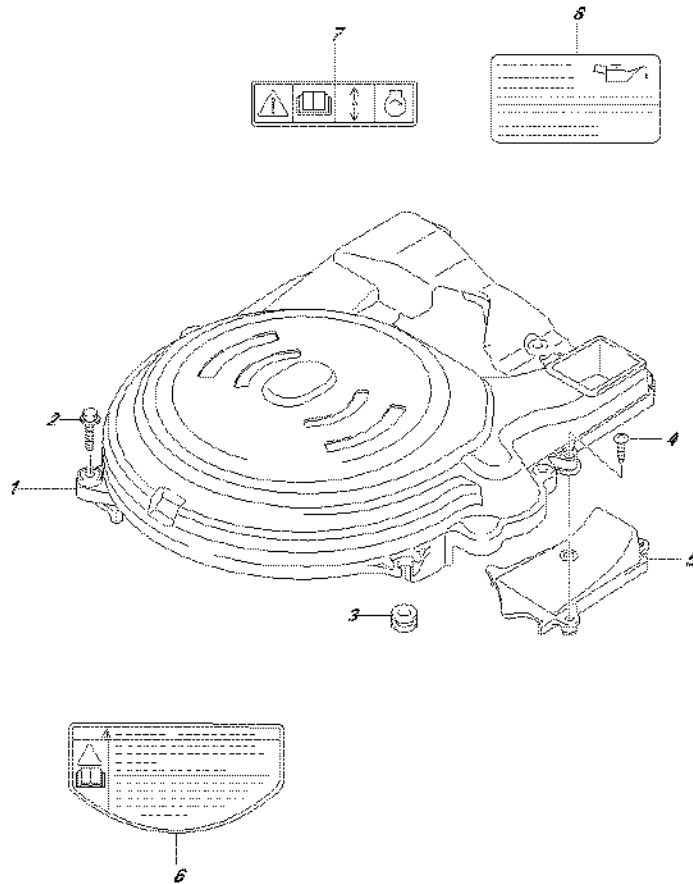


FIG.136A (1-C-15) RING GEAR COVER

REF NO.	PART NO.	DESCRIPTION	Q'TY	REMARKS
1	11510-87L03	COVER, RING GEAR	1	
2	01550-06307	BOLT	4	
3	09320-09016	CUSHION	1	
4	03542-06209	SCREW	2	
5	11514-87L00	PLATE, RING GEAR COVER	1	
6	61472-88L00	LABEL, MAG COVER	1	
7	69711-93E10	LABEL (S.I.G.P.)	1	
8	61494-87L01	LABEL, OIL & CLEARANCE	1	

FIG. 140A

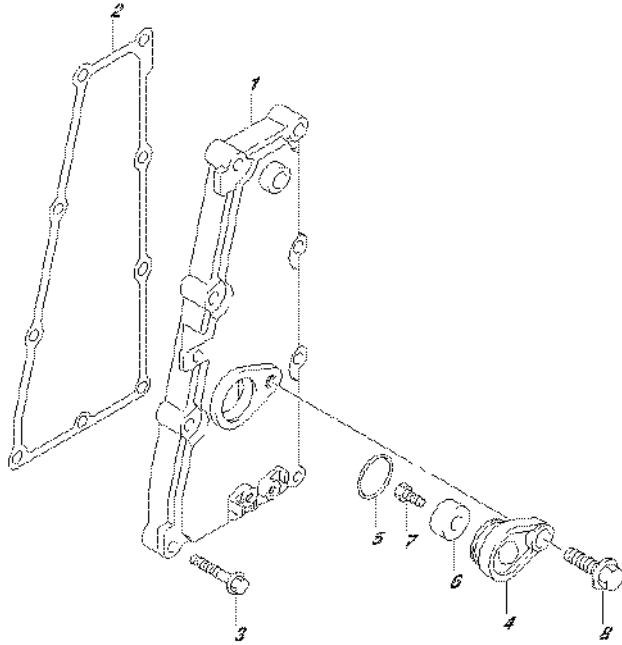


FIG.140A (1-D-2) EXHAUST COVER

REF NO.	PART NO.	DESCRIPTION	Q'TY	REMARKS
1	14141-87L00	COVER, EXHAUST	1	
2	14151-87L00	GASKET, EXHAUST COVER	1	
3	01550-06307	BOLT	9	
4	11261-93J00	COVER, PROTECTION ANODE	1	
5	09280-22019	O RING (D:1.9, ID:21.8)	1	
6	55321-87J01	ANODE, PROTECTION	1	
7	09103-06281	BOLT (6X14)	1	
8	01550-08207	BOLT	1	



FIG.143A

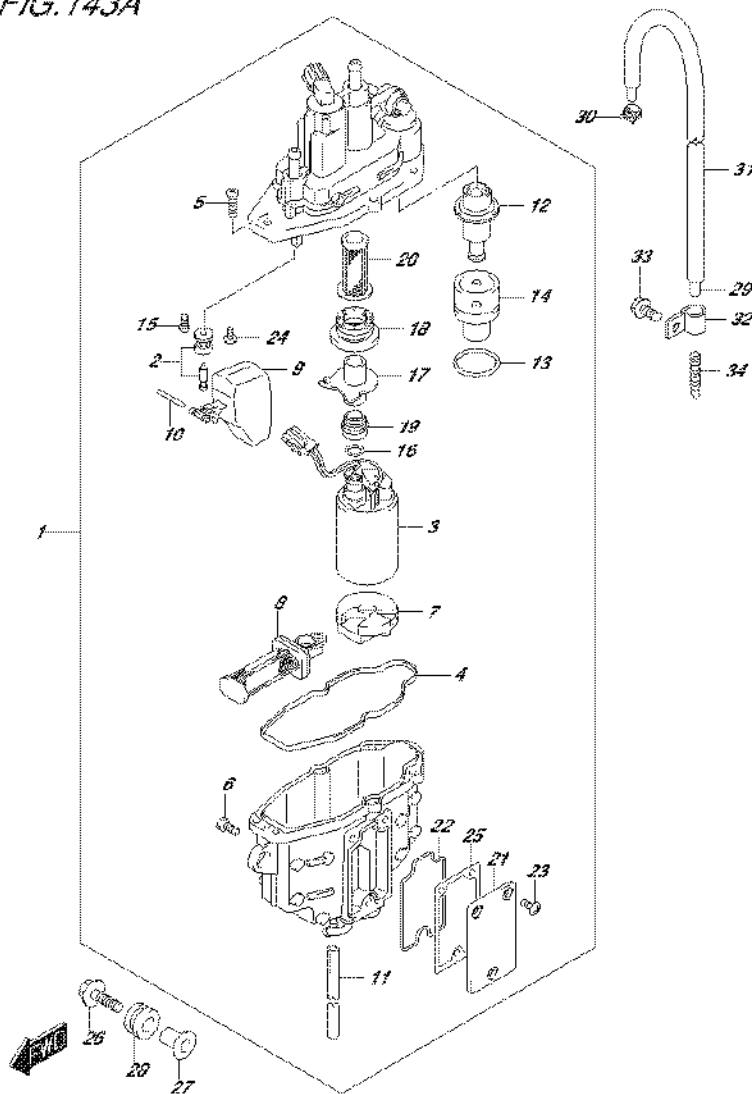


FIG.143A (1-D-3) FUEL VAPOR SEPARATOR (DF70A E01)

REF NO.	PART NO.	DESCRIPTION	Q'TY	REMARKS
1	15600-92J01	SEPARATOR ASSY, FUEL VAPOR	1	
2	13370-88L00	.VALVE ASSY, NEEDLE	1	
3	15200-92J00	.PUMP ASSY, FUEL	1	
4	15626-92J00	.SEAL	1	
5	15628-99E00	.SCREW (L:15)	5	
6	15629-99E10	.SCREW, DRAIN	1	
7	15641-88L00	.SPACER	1	
8	15642-88L00	.FILTER ASSY	1	
9	15650-99E00	.FLOAT	1	
10	15654-88L00	.PIN	1	
11	15683-87J00	.HOSE, DRAIN (L:120)	1	
12	15760-88L00	.REGULATOR ASSY	1	
13	15644-88L00	.O RING	1	
14	15645-88L00	.HOLDER, REGULATOR	1	
15	02112-0408A	.SCREW	1	
16	15648-92J00	.RING	1	
17	15643-88L00	.JOINT	1	
18	15641-88L20	.BUSH	1	
19	15641-88L40	.BUSH	1	
20	15642-88L10	.FILTER	1	
21	15612-88L00	.COVER	1	
22	15613-88L00	.O RING	1	
23	15614-88L00	.SCREW	3	
24	02142-0408B	.SCREW	1	
25	15613-92J00	.GASKET	1	
26	09116-06202	BOLT (6X25)	3	
27	09169-06090	WASHER	3	
28	09320-09053	CUSHION	3	
29	09352-50823-600	HOSE (5X8.2X600)	1	L:600->490
30	09401-08412	CLIP	1	
31	18498-87JC0	PROTECTOR, EVAP HOSE	1	L:450->390
32	09403-12320	CLAMP	1	
33	01550-06127	BOLT	1	
34	55127-87D00	PLUG, UNION	1	FROM VIN.610254

FIG.143B

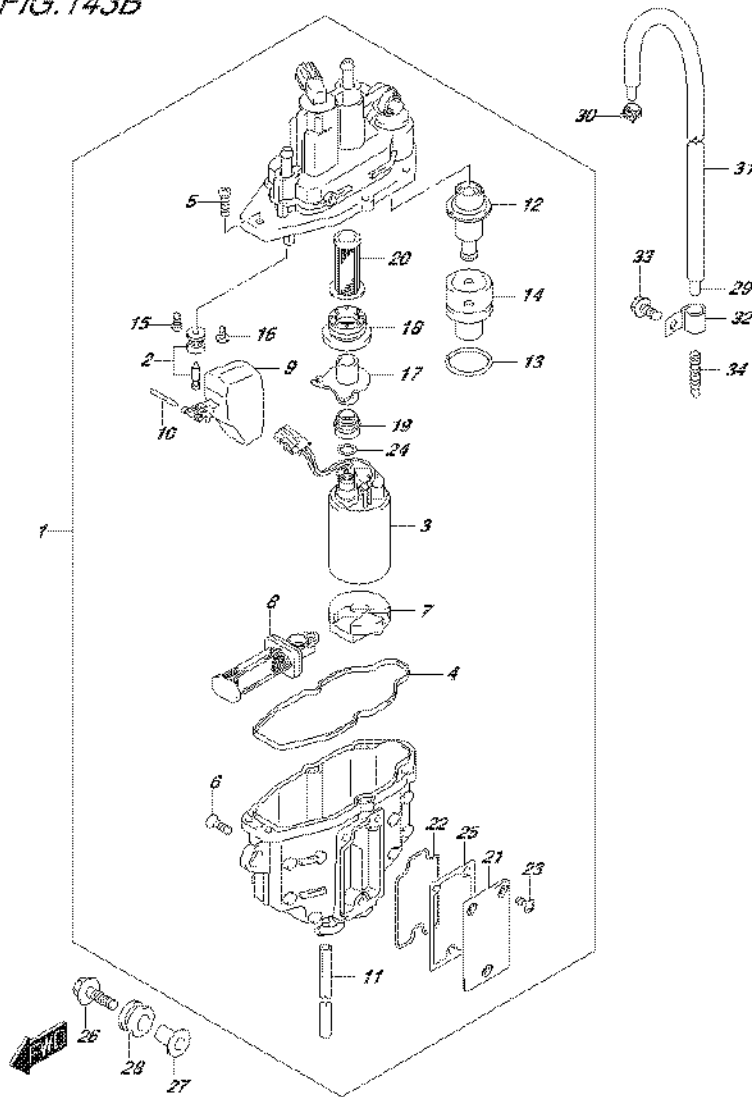


FIG.143B (1-D-4) FUEL VAPOR SEPARATOR (DF70A E40)

REF NO.	PART NO.	DESCRIPTION	Q'TY	REMARKS
1	15600-92J12	SEPARATOR ASSY, FUEL VAPOR	1	
2	13370-88L10	.VALVE ASSY, NEEDLE	1	
3	15200-92J10	.PUMP ASSY, FUEL	1	
4	15626-92J10	.SEAL	1	
5	15628-99E00	.SCREW (L:15)	5	
6	15629-99E10	.SCREW, DRAIN	1	
7	15641-88L10	.SPACER	1	
8	15642-88L00	.FILTER ASSY	1	
9	15650-99E00	.FLOAT	1	
10	15654-88L00	.PIN	1	
11	15683-87J00	.HOSE, DRAIN (L:120)	1	
12	15760-88L00	.REGULATOR ASSY	1	
13	15644-88L10	.O RING	1	
14	15645-88L00	.HOLDER, REGULATOR	1	
15	13614-89J00	.SCREW	1	
16	13614-93J00	.SCREW	1	
17	15643-88L00	.JOINT	1	
18	15641-88L31	.BUSH	1	
19	15641-88L51	.BUSH	1	
20	15642-88L10	.FILTER	1	
21	15612-88L00	.COVER	1	
22	15613-88L00	.O RING	1	
23	15614-88L00	.SCREW	3	
24	15648-92J00	.RING	1	
25	15613-92J00	.GASKET	1	
26	09116-06202	BOLT (6X25)	3	
27	09169-06090	WASHER	3	
28	09320-09053	CUSHION	3	
29	09352-50823-600	HOSE (5X8.2X600)	1	L:600->490
30	09401-08412	CLIP	1	
31	18498-87JC0	PROTECTOR, EVAP HOSE	1	L:450->390
32	09403-12320	CLAMP	1	
33	01550-06127	BOLT	1	
34	55127-87D00	PLUG, UNION	1	FROM VIN.610254

FIG.143C

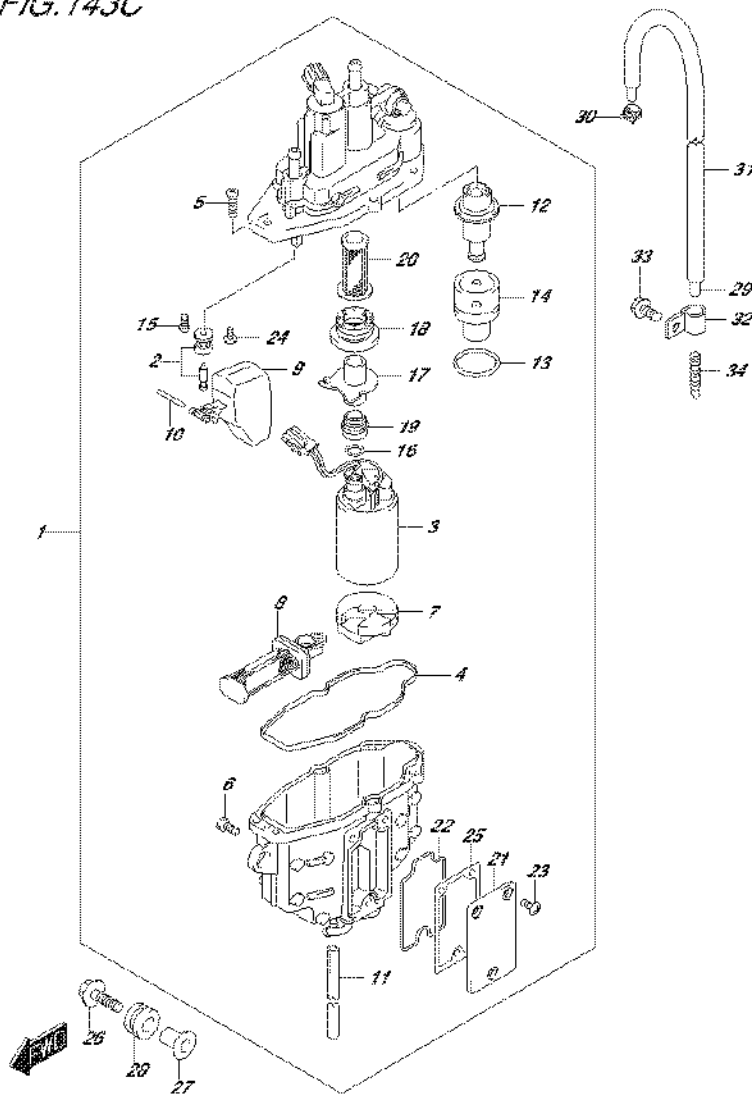


FIG.143C (1-D-5) FUEL VAPOR SEPARATOR (DF70ATH E01)

REF NO.	PART NO.	DESCRIPTION	Q'TY	REMARKS
1	15600-92J01	SEPARATOR ASSY, FUEL VAPOR	1	
2	13370-88L00	.VALVE ASSY, NEEDLE	1	
3	15200-92J00	.PUMP ASSY, FUEL	1	
4	15626-92J00	.SEAL	1	
5	15628-99E00	.SCREW (L:15)	5	
6	15629-99E10	.SCREW, DRAIN	1	
7	15641-88L00	.SPACER	1	
8	15642-88L00	.FILTER ASSY	1	
9	15650-99E00	.FLOAT	1	
10	15654-88L00	.PIN	1	
11	15683-87J00	.HOSE, DRAIN (L:120)	1	
12	15760-88L00	.REGULATOR ASSY	1	
13	15644-88L00	.O RING	1	
14	15645-88L00	.HOLDER, REGULATOR	1	
15	02112-0408A	.SCREW	1	
16	15648-92J00	.RING	1	
17	15643-88L00	.JOINT	1	
18	15641-88L20	.BUSH	1	
19	15641-88L40	.BUSH	1	
20	15642-88L10	.FILTER	1	
21	15612-88L00	.COVER	1	
22	15613-88L00	.O RING	1	
23	15614-88L00	.SCREW	3	
24	02142-0408B	.SCREW	1	
25	15613-92J00	.GASKET	1	
26	09116-06202	BOLT (6X25)	3	
27	09169-06090	WASHER	3	
28	09320-09053	CUSHION	3	
29	09352-50823-600	HOSE (5X8.2X600)	1	L:600->490
30	09401-08412	CLIP	1	
31	18498-87JC0	PROTECTOR, EVAP HOSE	1	L:450->390
32	09403-12320	CLAMP	1	
33	01550-06127	BOLT	1	
34	55127-87D00	PLUG, UNION	1	FROM VIN.610254

FIG.143D

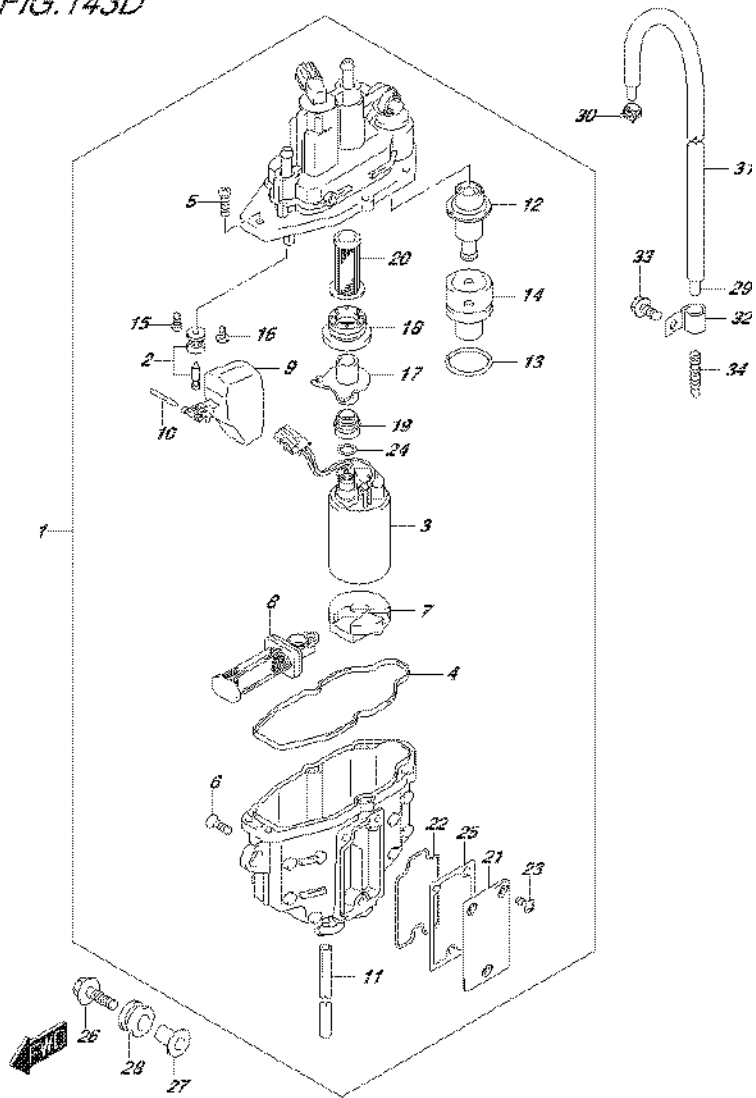


FIG.143D (1-D-6) FUEL VAPOR SEPARATOR (DF70ATH E40)

REF NO.	PART NO.	DESCRIPTION	Q'TY	REMARKS
1	15600-92J12	SEPARATOR ASSY, FUEL VAPOR	1	
2	13370-88L10	.VALVE ASSY, NEEDLE	1	
3	15200-92J10	.PUMP ASSY, FUEL	1	
4	15626-92J10	.SEAL	1	
5	15628-99E00	.SCREW (L:15)	5	
6	15629-99E10	.SCREW, DRAIN	1	
7	15641-88L10	.SPACER	1	
8	15642-88L00	.FILTER ASSY	1	
9	15650-99E00	.FLOAT	1	
10	15654-88L00	.PIN	1	
11	15683-87J00	.HOSE, DRAIN (L:120)	1	
12	15760-88L00	.REGULATOR ASSY	1	
13	15644-88L10	.O RING	1	
14	15645-88L00	.HOLDER, REGULATOR	1	
15	13614-89J00	.SCREW	1	
16	13614-93J00	.SCREW	1	
17	15643-88L00	.JOINT	1	
18	15641-88L31	.BUSH	1	
19	15641-88L51	.BUSH	1	
20	15642-88L10	.FILTER	1	
21	15612-88L00	.COVER	1	
22	15613-88L00	.O RING	1	
23	15614-88L00	.SCREW	3	
24	15648-92J00	.RING	1	
25	15613-92J00	.GASKET	1	
26	09116-06202	BOLT (6X25)	3	
27	09169-06090	WASHER	3	
28	09320-09053	CUSHION	3	
29	09352-50823-600	HOSE (5X8.2X600)	1	L:600->490
30	09401-08412	CLIP	1	
31	18498-87JC0	PROTECTOR, EVAP HOSE	1	L:450->390
32	09403-12320	CLAMP	1	
33	01550-06127	BOLT	1	
34	55127-87D00	PLUG, UNION	1	FROM VIN.610254

FIG.143E

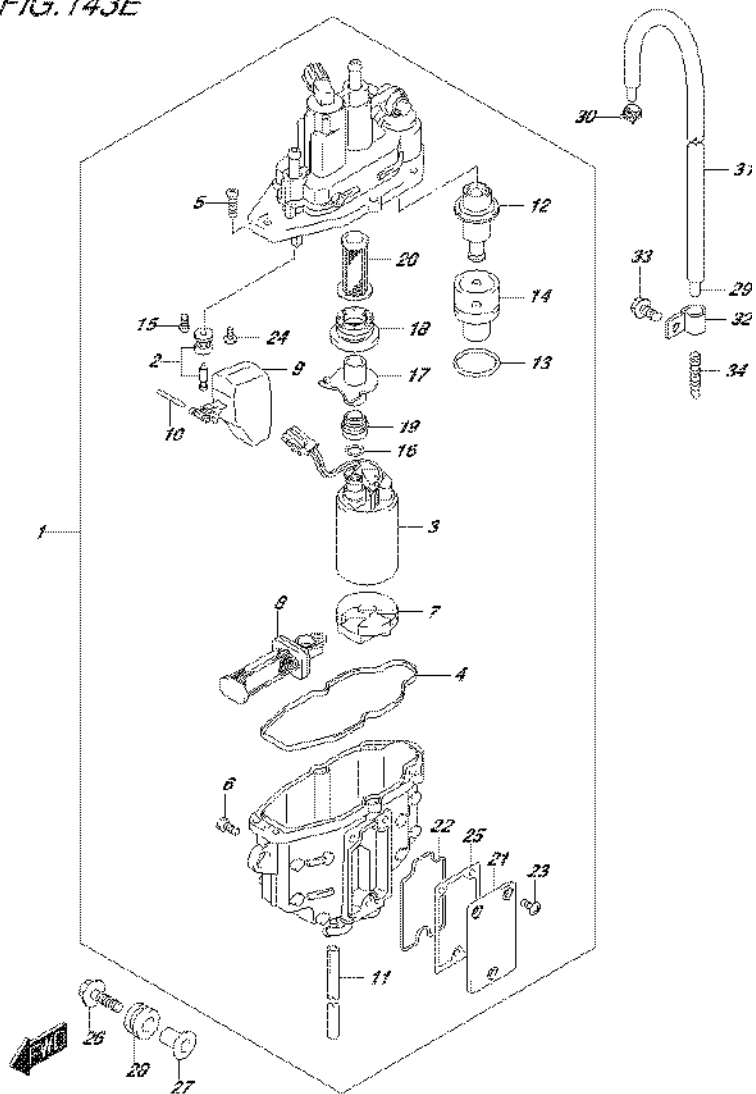


FIG.143E (1-D-7) FUEL VAPOR SEPARATOR (DF80A E01)

REF NO.	PART NO.	DESCRIPTION	Q'TY	REMARKS
1	15600-92J01	SEPARATOR ASSY, FUEL VAPOR	1	
2	13370-88L00	.VALVE ASSY, NEEDLE	1	
3	15200-92J00	.PUMP ASSY, FUEL	1	
4	15626-92J00	.SEAL	1	
5	15628-99E00	.SCREW (L:15)	5	
6	15629-99E10	.SCREW, DRAIN	1	
7	15641-88L00	.SPACER	1	
8	15642-88L00	.FILTER ASSY	1	
9	15650-99E00	.FLOAT	1	
10	15654-88L00	.PIN	1	
11	15683-87J00	.HOSE, DRAIN (L:120)	1	
12	15760-88L00	.REGULATOR ASSY	1	
13	15644-88L00	.O RING	1	
14	15645-88L00	.HOLDER, REGULATOR	1	
15	02112-0408A	.SCREW	1	
16	15648-92J00	.RING	1	
17	15643-88L00	.JOINT	1	
18	15641-88L20	.BUSH	1	
19	15641-88L40	.BUSH	1	
20	15642-88L10	.FILTER	1	
21	15612-88L00	.COVER	1	
22	15613-88L00	.O RING	1	
23	15614-88L00	.SCREW	3	
24	02142-0408B	.SCREW	1	
25	15613-92J00	.GASKET	1	
26	09116-06202	BOLT (6X25)	3	
27	09169-06090	WASHER	3	
28	09320-09053	CUSHION	3	
29	09352-50823-600	HOSE (5X8.2X600)	1	L:600->490
30	09401-08412	CLIP	1	
31	18498-87JC0	PROTECTOR, EVAP HOSE	1	L:450->390
32	09403-12320	CLAMP	1	
33	01550-06127	BOLT	1	
34	55127-87D00	PLUG, UNION	1	FROM VIN.610050

FIG. 143F

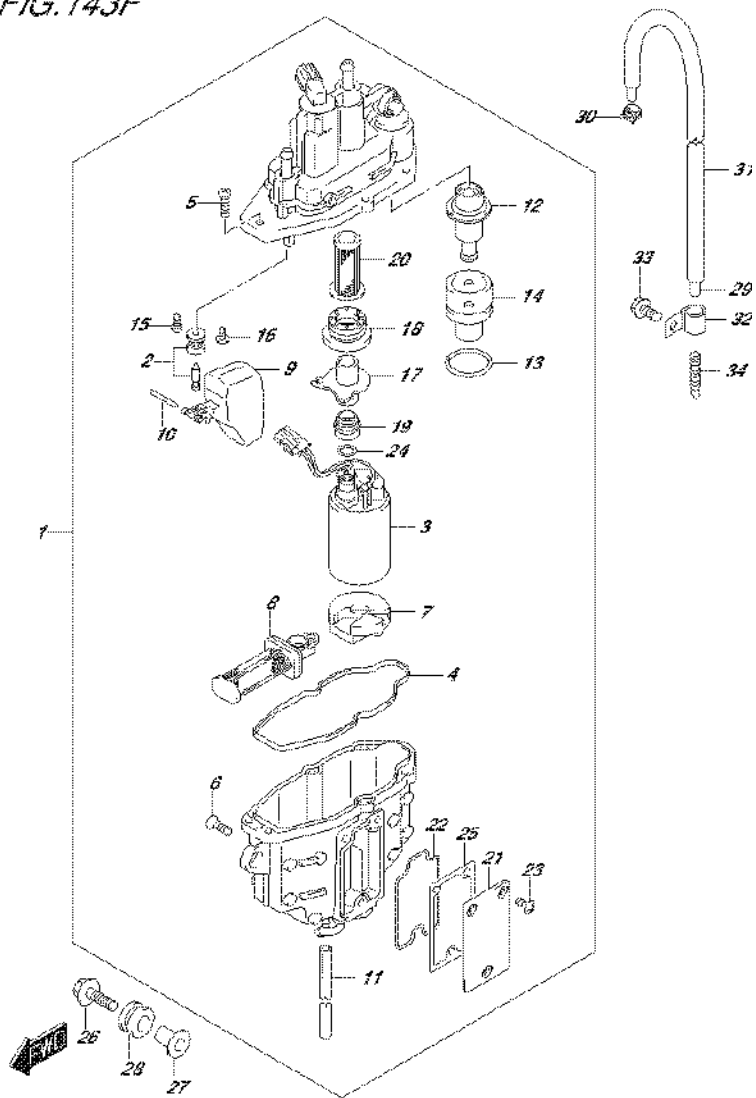


FIG.143F (1-D-8) FUEL VAPOR SEPARATOR (DF80A E40)

REF NO.	PART NO.	DESCRIPTION	Q'TY	REMARKS
1	15600-92J12	SEPARATOR ASSY, FUEL VAPOR	1	
2	13370-88L10	.VALVE ASSY, NEEDLE	1	
3	15200-92J10	.PUMP ASSY, FUEL	1	
4	15626-92J10	.SEAL	1	
5	15628-99E00	.SCREW (L:15)	5	
6	15629-99E10	.SCREW, DRAIN	1	
7	15641-88L10	.SPACER	1	
8	15642-88L00	.FILTER ASSY	1	
9	15650-99E00	.FLOAT	1	
10	15654-88L00	.PIN	1	
11	15683-87J00	.HOSE, DRAIN (L:120)	1	
12	15760-88L00	.REGULATOR ASSY	1	
13	15644-88L10	.O RING	1	
14	15645-88L00	.HOLDER, REGULATOR	1	
15	13614-89J00	.SCREW	1	
16	13614-93J00	.SCREW	1	
17	15643-88L00	.JOINT	1	
18	15641-88L31	.BUSH	1	
19	15641-88L51	.BUSH	1	
20	15642-88L10	.FILTER	1	
21	15612-88L00	.COVER	1	
22	15613-88L00	.O RING	1	
23	15614-88L00	.SCREW	3	
24	15648-92J00	.RING	1	
25	15613-92J00	.GASKET	1	
26	09116-06202	BOLT (6X25)	3	
27	09169-06090	WASHER	3	
28	09320-09053	CUSHION	3	
29	09352-50823-600	HOSE (5X8.2X600)	1	L:600->490
30	09401-08412	CLIP	1	
31	18498-87JC0	PROTECTOR, EVAP HOSE	1	L:450->390
32	09403-12320	CLAMP	1	
33	01550-06127	BOLT	1	
34	55127-87D00	PLUG, UNION	1	FROM VIN.610050



FIG. 143G

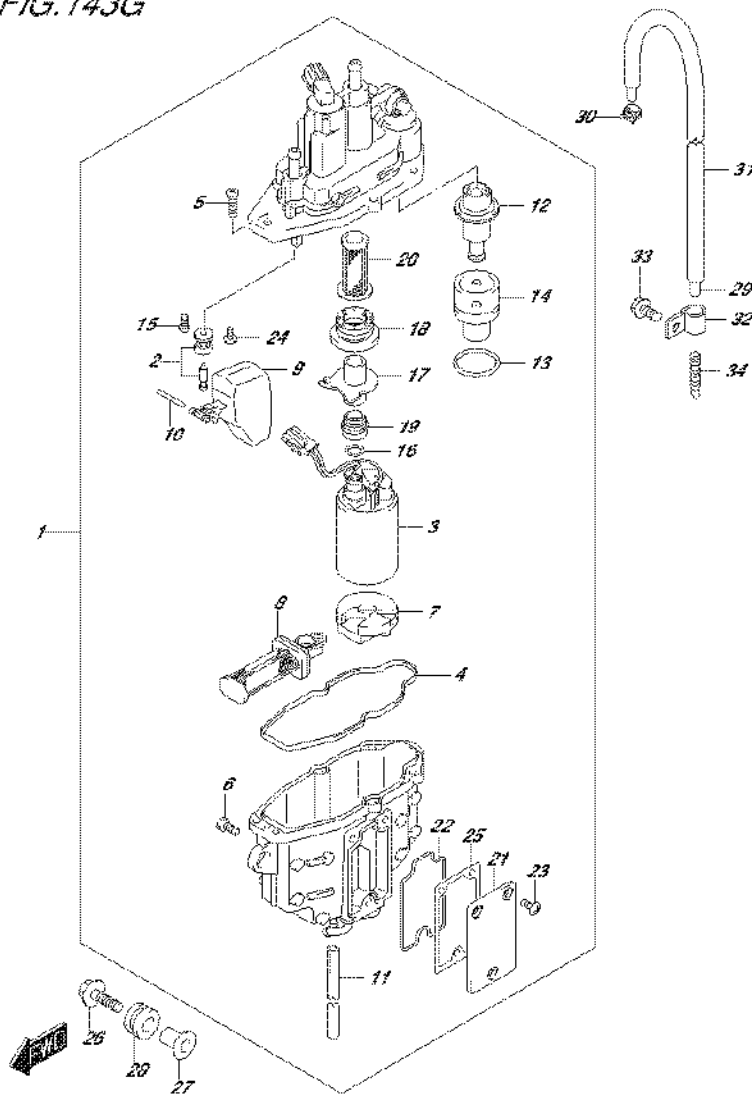


FIG.143G (1-D-9) FUEL VAPOR SEPARATOR (DF90A E01)

REF NO.	PART NO.	DESCRIPTION	Q'TY	REMARKS
1	15600-92J01	SEPARATOR ASSY, FUEL VAPOR	1	
2	13370-88L00	.VALVE ASSY, NEEDLE	1	
3	15200-92J00	.PUMP ASSY, FUEL	1	
4	15626-92J00	.SEAL	1	
5	15628-99E00	.SCREW (L:15)	5	
6	15629-99E10	.SCREW, DRAIN	1	
7	15641-88L00	.SPACER	1	
8	15642-88L00	.FILTER ASSY	1	
9	15650-99E00	.FLOAT	1	
10	15654-88L00	.PIN	1	
11	15683-87J00	.HOSE, DRAIN (L:120)	1	
12	15760-88L00	.REGULATOR ASSY	1	
13	15644-88L00	.O RING	1	
14	15645-88L00	.HOLDER, REGULATOR	1	
15	02112-0408A	.SCREW	1	
16	15648-92J00	.RING	1	
17	15643-88L00	.JOINT	1	
18	15641-88L20	.BUSH	1	
19	15641-88L40	.BUSH	1	
20	15642-88L10	.FILTER	1	
21	15612-88L00	.COVER	1	
22	15613-88L00	.O RING	1	
23	15614-88L00	.SCREW	3	
24	02142-0408B	.SCREW	1	
25	15613-92J00	.GASKET	1	
26	09116-06202	BOLT (6X25)	3	
27	09169-06090	WASHER	3	
28	09320-09053	CUSHION	3	
29	09352-50823-600	HOSE (5X8.2X600)	1	L:600->490
30	09401-08412	CLIP	1	
31	18498-87JC0	PROTECTOR, EVAP HOSE	1	L:450->390
32	09403-12320	CLAMP	1	
33	01550-06127	BOLT	1	
34	55127-87D00	PLUG, UNION	1	FROM VIN.610522

FIG.143H

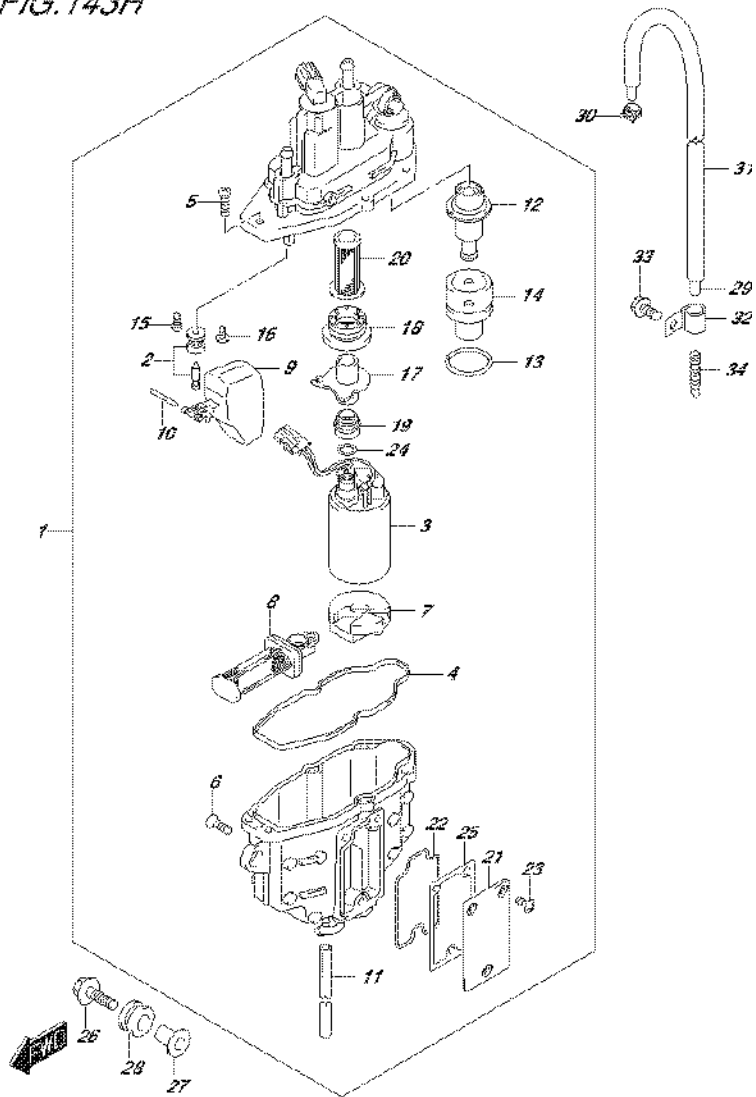


FIG.143H (1-D-10) FUEL VAPOR SEPARATOR (DF90A E40)

REF NO.	PART NO.	DESCRIPTION	Q'TY	REMARKS
1	15600-92J12	SEPARATOR ASSY, FUEL VAPOR	1	
2	13370-88L10	.VALVE ASSY, NEEDLE	1	
3	15200-92J10	.PUMP ASSY, FUEL	1	
4	15626-92J10	.SEAL	1	
5	15628-99E00	.SCREW (L:15)	5	
6	15629-99E10	.SCREW, DRAIN	1	
7	15641-88L10	.SPACER	1	
8	15642-88L00	.FILTER ASSY	1	
9	15650-99E00	.FLOAT	1	
10	15654-88L00	.PIN	1	
11	15683-87J00	.HOSE, DRAIN (L:120)	1	
12	15760-88L00	.REGULATOR ASSY	1	
13	15644-88L10	.O RING	1	
14	15645-88L00	.HOLDER, REGULATOR	1	
15	13614-89J00	.SCREW	1	
16	13614-93J00	.SCREW	1	
17	15643-88L00	.JOINT	1	
18	15641-88L31	.BUSH	1	
19	15641-88L51	.BUSH	1	
20	15642-88L10	.FILTER	1	
21	15612-88L00	.COVER	1	
22	15613-88L00	.O RING	1	
23	15614-88L00	.SCREW	3	
24	15648-92J00	.RING	1	
25	15613-92J00	.GASKET	1	
26	09116-06202	BOLT (6X25)	3	
27	09169-06090	WASHER	3	
28	09320-09053	CUSHION	3	
29	09352-50823-600	HOSE (5X8.2X600)	1	L:600->490
30	09401-08412	CLIP	1	
31	18498-87JC0	PROTECTOR, EVAP HOSE	1	L:450->390
32	09403-12320	CLAMP	1	
33	01550-06127	BOLT	1	
34	55127-87D00	PLUG, UNION	1	FROM VIN.610522

FIG. 143J

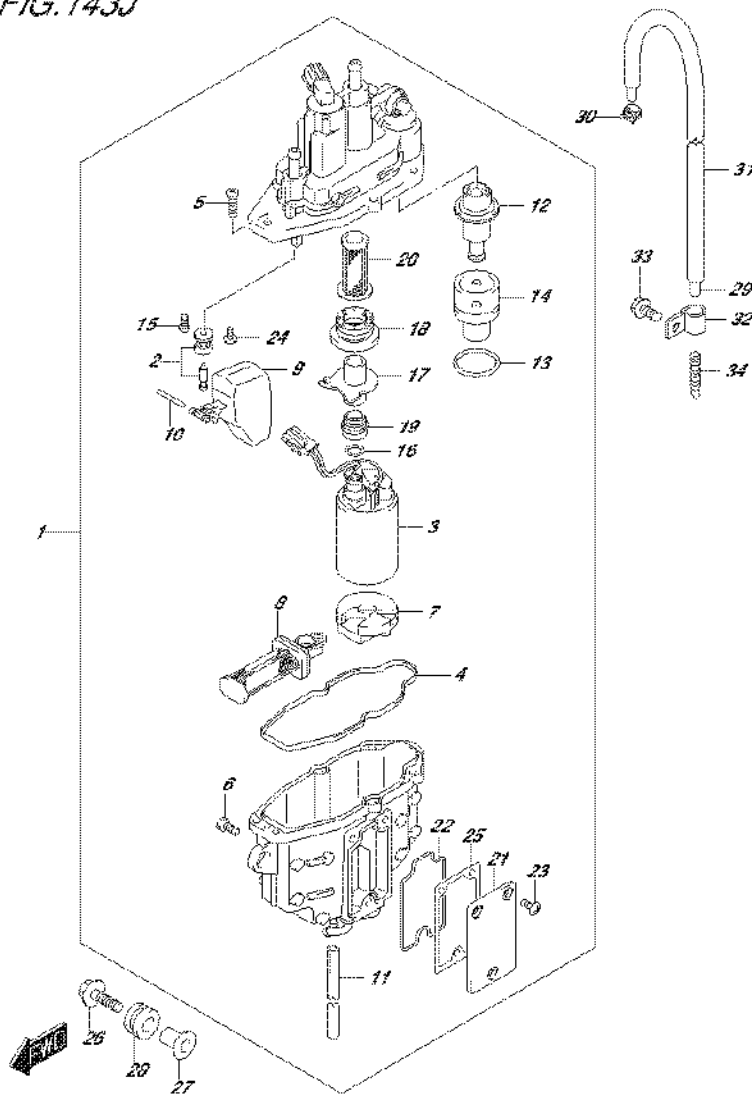


FIG.143J (1-D-11) FUEL VAPOR SEPARATOR (DF90ATH E01)

REF NO.	PART NO.	DESCRIPTION	Q'TY	REMARKS
1	15600-92J01	SEPARATOR ASSY, FUEL VAPOR	1	
2	13370-88L00	.VALVE ASSY, NEEDLE	1	
3	15200-92J00	.PUMP ASSY, FUEL	1	
4	15626-92J00	.SEAL	1	
5	15628-99E00	.SCREW (L:15)	5	
6	15629-99E10	.SCREW, DRAIN	1	
7	15641-88L00	.SPACER	1	
8	15642-88L00	.FILTER ASSY	1	
9	15650-99E00	.FLOAT	1	
10	15654-88L00	.PIN	1	
11	15683-87J00	.HOSE, DRAIN (L:120)	1	
12	15760-88L00	.REGULATOR ASSY	1	
13	15644-88L00	.O RING	1	
14	15645-88L00	.HOLDER, REGULATOR	1	
15	02112-0408A	.SCREW	1	
16	15648-92J00	.RING	1	
17	15643-88L00	.JOINT	1	
18	15641-88L20	.BUSH	1	
19	15641-88L40	.BUSH	1	
20	15642-88L10	.FILTER	1	
21	15612-88L00	.COVER	1	
22	15613-88L00	.O RING	1	
23	15614-88L00	.SCREW	3	
24	02142-0408B	.SCREW	1	
25	15613-92J00	.GASKET	1	
26	09116-06202	BOLT (6X25)	3	
27	09169-06090	WASHER	3	
28	09320-09053	CUSHION	3	
29	09352-50823-600	HOSE (5X8.2X600)	1	L:600->490
30	09401-08412	CLIP	1	
31	18498-87JC0	PROTECTOR, EVAP HOSE	1	L:450->390
32	09403-12320	CLAMP	1	
33	01550-06127	BOLT	1	
34	55127-87D00	PLUG, UNION	1	FROM VIN.610522

FIG. 143K

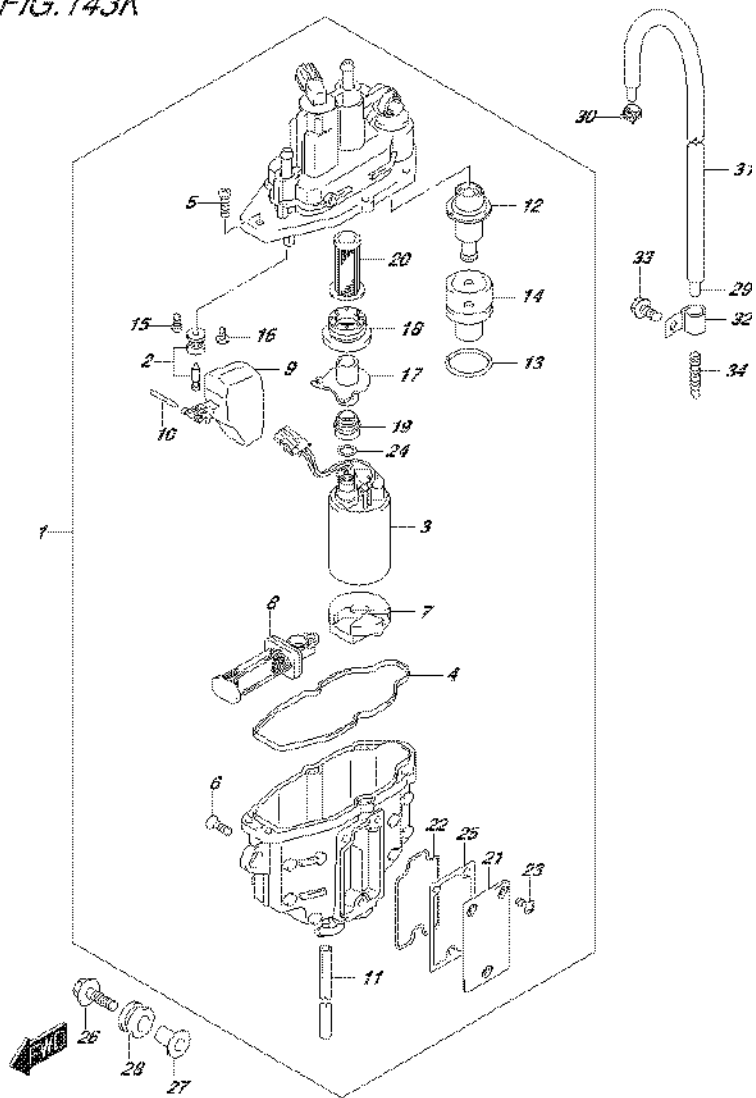


FIG.143K (1-D-12) FUEL VAPOR SEPARATOR (DF90ATH E40)

REF NO.	PART NO.	DESCRIPTION	Q'TY	REMARKS
1	15600-92J12	SEPARATOR ASSY, FUEL VAPOR	1	
2	13370-88L10	.VALVE ASSY, NEEDLE	1	
3	15200-92J10	.PUMP ASSY, FUEL	1	
4	15626-92J10	.SEAL	1	
5	15628-99E00	.SCREW (L:15)	5	
6	15629-99E10	.SCREW, DRAIN	1	
7	15641-88L10	.SPACER	1	
8	15642-88L00	.FILTER ASSY	1	
9	15650-99E00	.FLOAT	1	
10	15654-88L00	.PIN	1	
11	15683-87J00	.HOSE, DRAIN (L:120)	1	
12	15760-88L00	.REGULATOR ASSY	1	
13	15644-88L10	.O RING	1	
14	15645-88L00	.HOLDER, REGULATOR	1	
15	13614-89J00	.SCREW	1	
16	13614-93J00	.SCREW	1	
17	15643-88L00	.JOINT	1	
18	15641-88L31	.BUSH	1	
19	15641-88L51	.BUSH	1	
20	15642-88L10	.FILTER	1	
21	15612-88L00	.COVER	1	
22	15613-88L00	.O RING	1	
23	15614-88L00	.SCREW	3	
24	15648-92J00	.RING	1	
25	15613-92J00	.GASKET	1	
26	09116-06202	BOLT (6X25)	3	
27	09169-06090	WASHER	3	
28	09320-09053	CUSHION	3	
29	09352-50823-600	HOSE (5X8.2X600)	1	L:600->490
30	09401-08412	CLIP	1	
31	18498-87JC0	PROTECTOR, EVAP HOSE	1	L:450->390
32	09403-12320	CLAMP	1	
33	01550-06127	BOLT	1	
34	55127-87D00	PLUG, UNION	1	FROM VIN.610522

FIG.144A

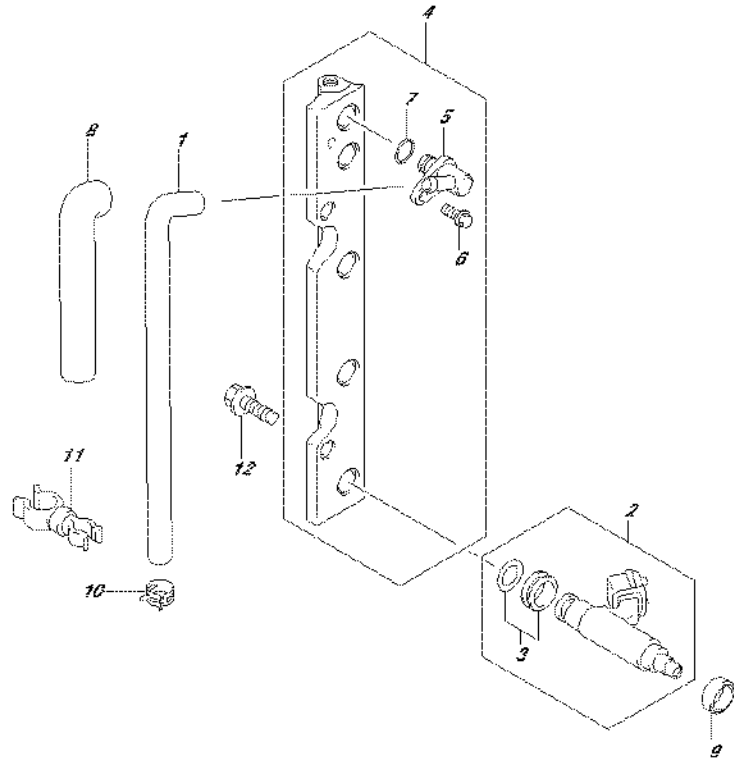


FIG.144A (1-D-13) FUEL INJECTOR (DF70A E01)

REF NO.	PART NO.	DESCRIPTION	Q'TY	REMARKS
1	15681-92J00	HOSE, FUEL (SEPARATOR TO DLVY)	1	
2	15710-82K50	INJECTOR ASSY, FUEL	4	
3	15716-65DT0	.GROMMET SET, FUEL INJECTOR	4	
4	15750-87L30	PIPE, DELIVERY	1	
5	15830-87L30	.JOINT, FUEL MAIN	1	
6	09103-06281	.BOLT (6X14)	1	
7	09280-08012	.O RING (D:1.9,ID:7.8)	1	
8	18498-99E20	PROTECTOR, FUEL HOSE (L:450)	1	L:450->160
9	09320-08062	CUSHION	4	
10	09401-11425	CLIP	2	
11	09408-00233	CLAMP	1	
12	01550-08257	BOLT	2	



FIG.144B

FIG.144B (1-D-14) FUEL INJECTOR (DF70A E40)

REF NO.	PART NO.	DESCRIPTION	Q'TY	REMARKS
1	15681-92J00	HOSE, FUEL (SEPARATOR TO DLVY)	1	
2	15710-82K50	INJECTOR ASSY, FUEL	4	
3	15716-65DT0	.GROMMET SET, FUEL INJECTOR	4	
4	15750-87L40	PIPE, DELIVERY	1	
5	15830-87L40	.JOINT, FUEL MAIN	1	
6	09103-06281	.BOLT (6X14)	1	
7	09280-08012	.O RING (D:1.9,ID:7.8)	1	
8	18498-99E20	PROTECTOR, FUEL HOSE (L:450)	1	L:450->160
9	09320-08062	CUSHION	4	
10	09401-11425	CLIP	2	
11	09408-00233	CLAMP	1	
12	01550-08257	BOLT	2	

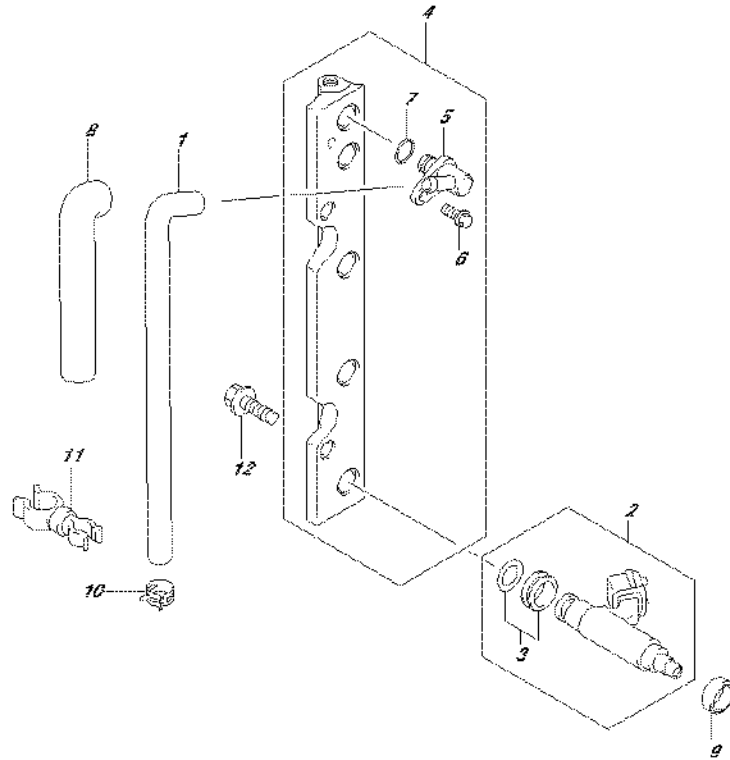


FIG.144C

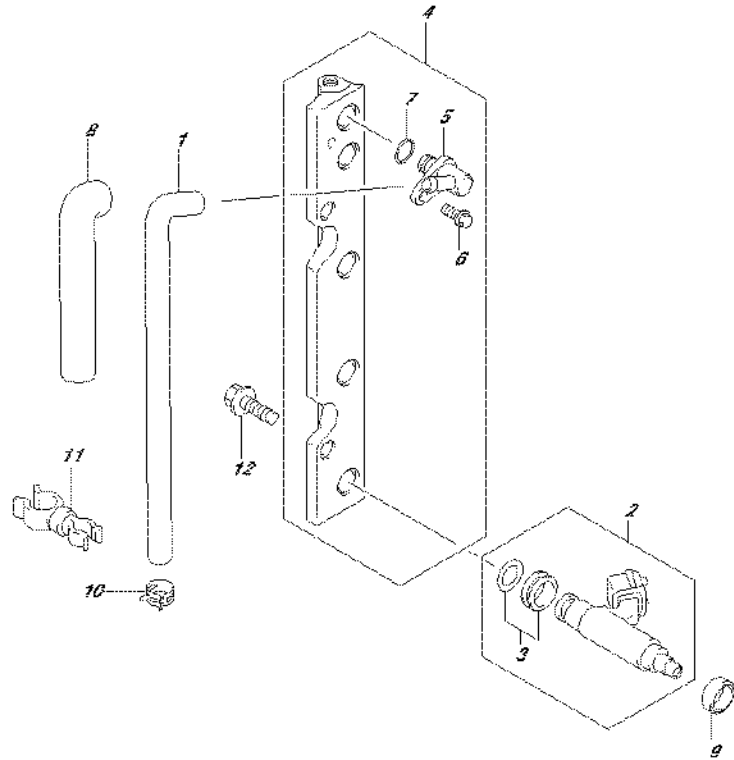


FIG.144C (1-D-15) FUEL INJECTOR (DF70ATH E01)

REF NO.	PART NO.	DESCRIPTION	Q'TY	REMARKS
1	15681-92J00	HOSE, FUEL (SEPARATOR TO DLVY)	1	
2	15710-82K50	INJECTOR ASSY, FUEL	4	
3	15716-65DT0	.GROMMET SET, FUEL INJECTOR	4	
4	15750-87L30	PIPE, DELIVERY	1	
5	15830-87L30	.JOINT, FUEL MAIN	1	
6	09103-06281	.BOLT (6X14)	1	
7	09280-08012	.O RING (D:1.9,ID:7.8)	1	
8	18498-99E20	PROTECTOR, FUEL HOSE (L:450)	1	L:450->160
9	09320-08062	CUSHION	4	
10	09401-11425	CLIP	2	
11	09408-00233	CLAMP	1	
12	01550-08257	BOLT	2	



FIG.144D

FIG.144D (1-E-2) FUEL INJECTOR (DF70ATH E40)

REF NO.	PART NO.	DESCRIPTION	Q'TY	REMARKS
1	15681-92J00	HOSE, FUEL (SEPARATOR TO DLVY)	1	
2	15710-82K50	INJECTOR ASSY, FUEL	4	
3	15716-65DT0	.GROMMET SET, FUEL INJECTOR	4	
4	15750-87L40	PIPE, DELIVERY	1	
5	15830-87L40	.JOINT, FUEL MAIN	1	
6	09103-06281	.BOLT (6X14)	1	
7	09280-08012	.O RING (D:1.9,ID:7.8)	1	
8	18498-99E20	PROTECTOR, FUEL HOSE (L:450)	1	L:450->160
9	09320-08062	CUSHION	4	
10	09401-11425	CLIP	2	
11	09408-00233	CLAMP	1	
12	01550-08257	BOLT	2	

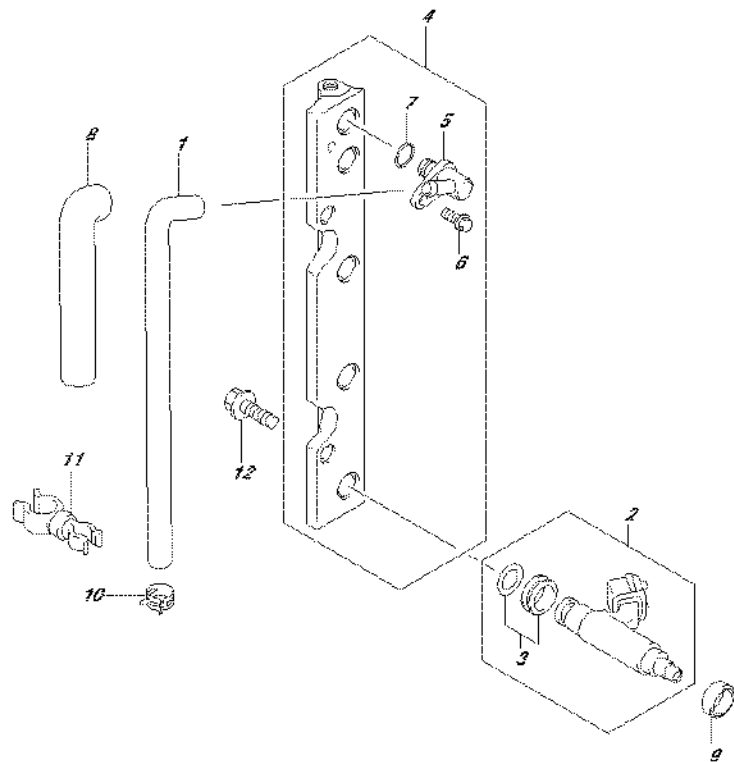




FIG.144E

FIG.144E (1-E-3) FUEL INJECTOR (DF80A E01)

REF NO.	PART NO.	DESCRIPTION	Q'TY	REMARKS
1	15681-92J00	HOSE, FUEL (SEPARATOR TO DLVY)	1	
2	15710-82K50	INJECTOR ASSY, FUEL	4	
3	15716-65DT0	.GROMMET SET, FUEL INJECTOR	4	
4	15750-87L30	PIPE, DELIVERY	1	
5	15830-87L30	.JOINT, FUEL MAIN	1	
6	09103-06281	.BOLT (6X14)	1	
7	09280-08012	.O RING (D:1.9,ID:7.8)	1	
8	18498-99E20	PROTECTOR, FUEL HOSE (L:450)	1	L:450->160
9	09320-08062	CUSHION	4	
10	09401-11425	CLIP	2	
11	09408-00233	CLAMP	1	
12	01550-08257	BOLT	2	

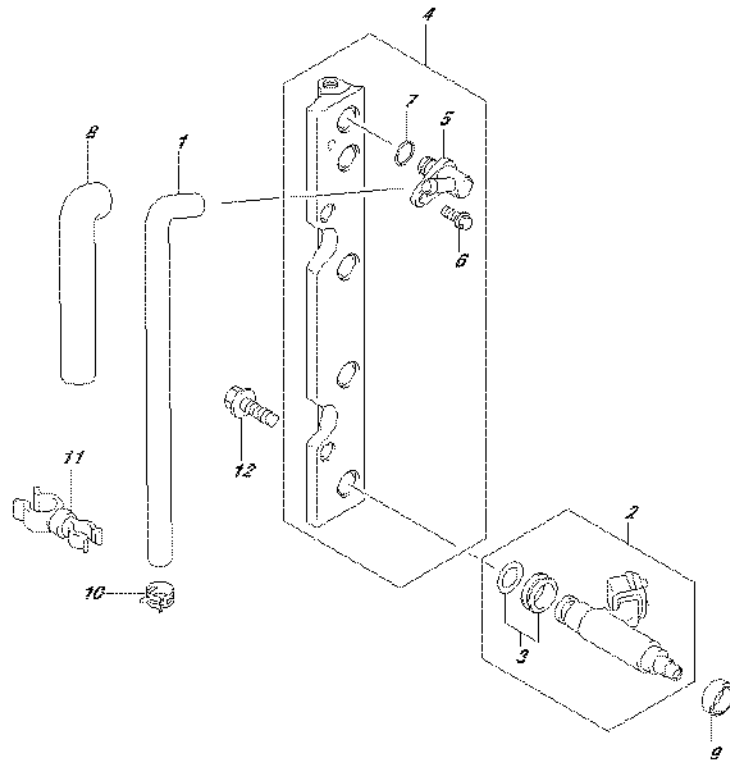


FIG.144F

FIG.144F (1-E-4) FUEL INJECTOR (DF80A E40)

REF NO.	PART NO.	DESCRIPTION	Q'TY	REMARKS
1	15681-92J00	HOSE, FUEL (SEPARATOR TO DLVY)	1	
2	15710-82K50	INJECTOR ASSY, FUEL	4	
3	15716-65DT0	.GROMMET SET, FUEL INJECTOR	4	
4	15750-87L40	PIPE, DELIVERY	1	
5	15830-87L40	.JOINT, FUEL MAIN	1	
6	09103-06281	.BOLT (6X14)	1	
7	09280-08012	.O RING (D:1.9,ID:7.8)	1	
8	18498-99E20	PROTECTOR, FUEL HOSE (L:450)	1	L:450->160
9	09320-08062	CUSHION	4	
10	09401-11425	CLIP	2	
11	09408-00233	CLAMP	1	
12	01550-08257	BOLT	2	

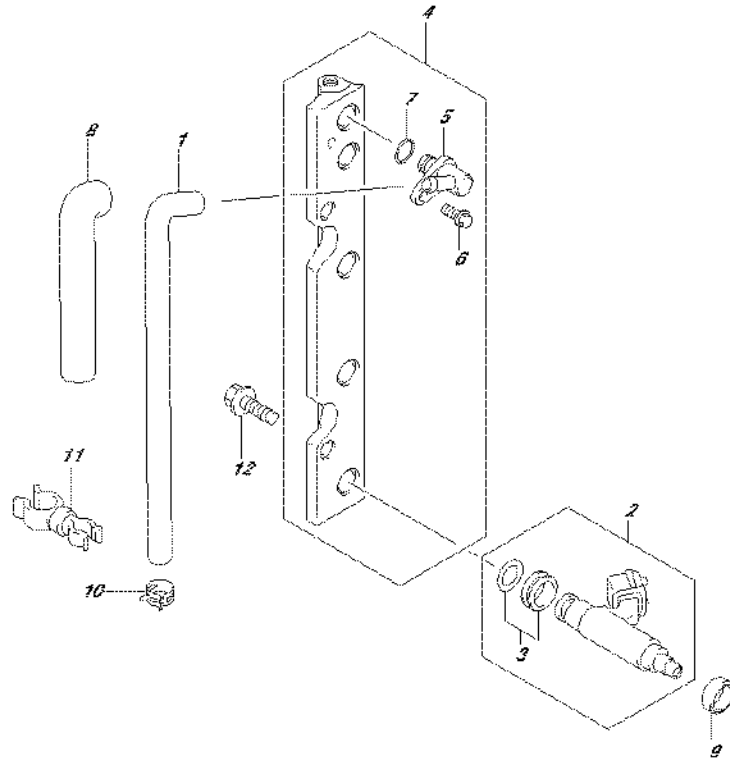


FIG.144G

FIG.144G (1-E-5) FUEL INJECTOR (DF90A E01)

REF NO.	PART NO.	DESCRIPTION	Q'TY	REMARKS
1	15681-92J00	HOSE, FUEL (SEPARATOR TO DLVY)	1	
2	15710-82K50	INJECTOR ASSY, FUEL	4	
3	15716-65DT0	.GROMMET SET, FUEL INJECTOR	4	
4	15750-87L30	PIPE, DELIVERY	1	
5	15830-87L30	.JOINT, FUEL MAIN	1	
6	09103-06281	.BOLT (6X14)	1	
7	09280-08012	.O RING (D:1.9,ID:7.8)	1	
8	18498-99E20	PROTECTOR, FUEL HOSE (L:450)	1	L:450->160
9	09320-08062	CUSHION	4	
10	09401-11425	CLIP	2	
11	09408-00233	CLAMP	1	
12	01550-08257	BOLT	2	

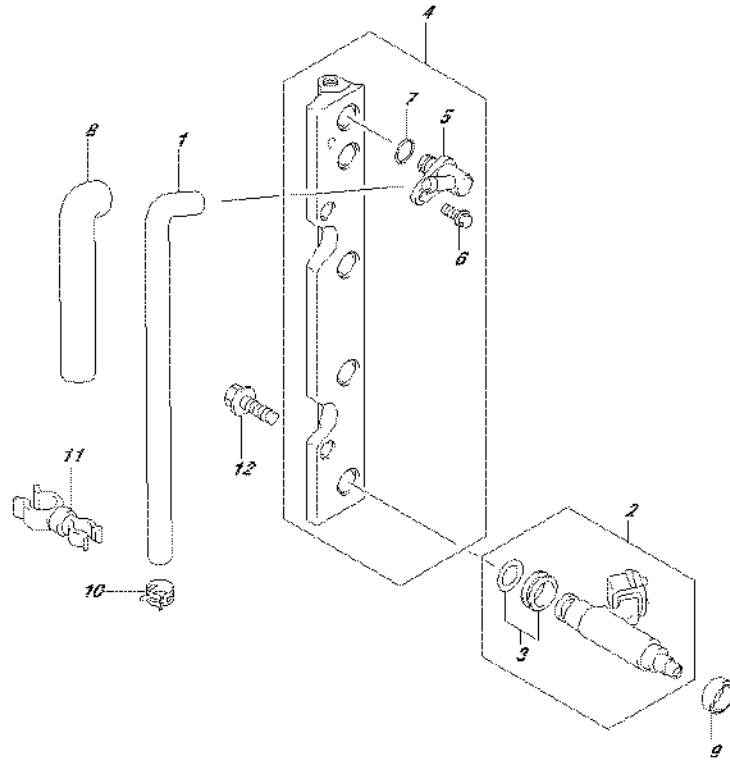


FIG.144H

FIG.144H (1-E-6) FUEL INJECTOR (DF90A E40)

REF NO.	PART NO.	DESCRIPTION	Q'TY	REMARKS
1	15681-92J00	HOSE, FUEL (SEPARATOR TO DLVY)	1	
2	15710-82K50	INJECTOR ASSY, FUEL	4	
3	15716-65DT0	.GROMMET SET, FUEL INJECTOR	4	
4	15750-87L40	PIPE, DELIVERY	1	
5	15830-87L40	.JOINT, FUEL MAIN	1	
6	09103-06281	.BOLT (6X14)	1	
7	09280-08012	.O RING (D:1.9,ID:7.8)	1	
8	18498-99E20	PROTECTOR, FUEL HOSE (L:450)	1	L:450->160
9	09320-08062	CUSHION	4	
10	09401-11425	CLIP	2	
11	09408-00233	CLAMP	1	
12	01550-08257	BOLT	2	

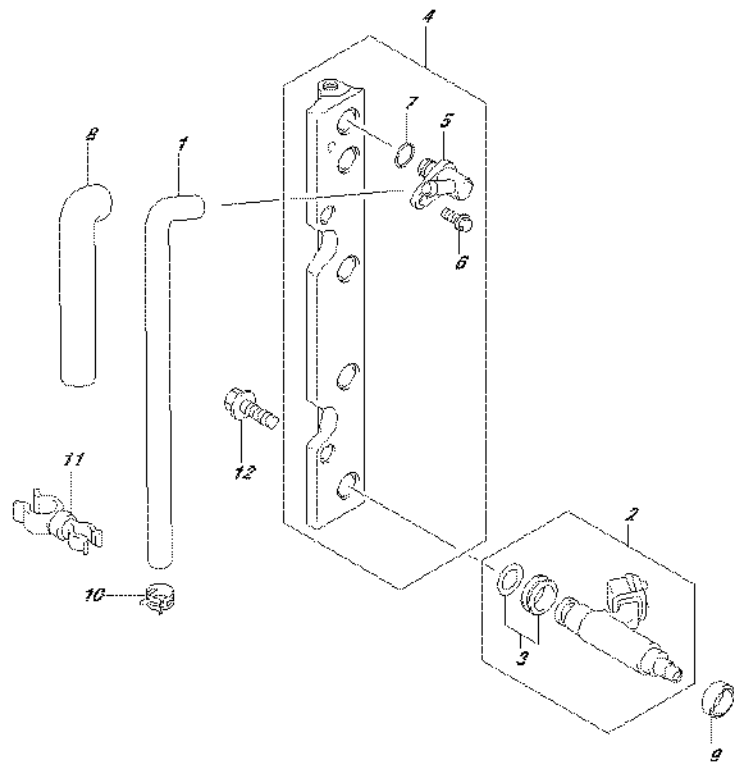


FIG.144J

FIG.144J (1-E-7) FUEL INJECTOR (DF90ATH E01)

REF NO.	PART NO.	DESCRIPTION	Q'TY	REMARKS
1	15681-92J00	HOSE, FUEL (SEPARATOR TO DLVY)	1	
2	15710-82K50	INJECTOR ASSY, FUEL	4	
3	15716-65DT0	.GROMMET SET, FUEL INJECTOR	4	
4	15750-87L30	PIPE, DELIVERY	1	
5	15830-87L30	.JOINT, FUEL MAIN	1	
6	09103-06281	.BOLT (6X14)	1	
7	09280-08012	.O RING (D:1.9,ID:7.8)	1	
8	18498-99E20	PROTECTOR, FUEL HOSE (L:450)	1	L:450->160
9	09320-08062	CUSHION	4	
10	09401-11425	CLIP	2	
11	09408-00233	CLAMP	1	
12	01550-08257	BOLT	2	

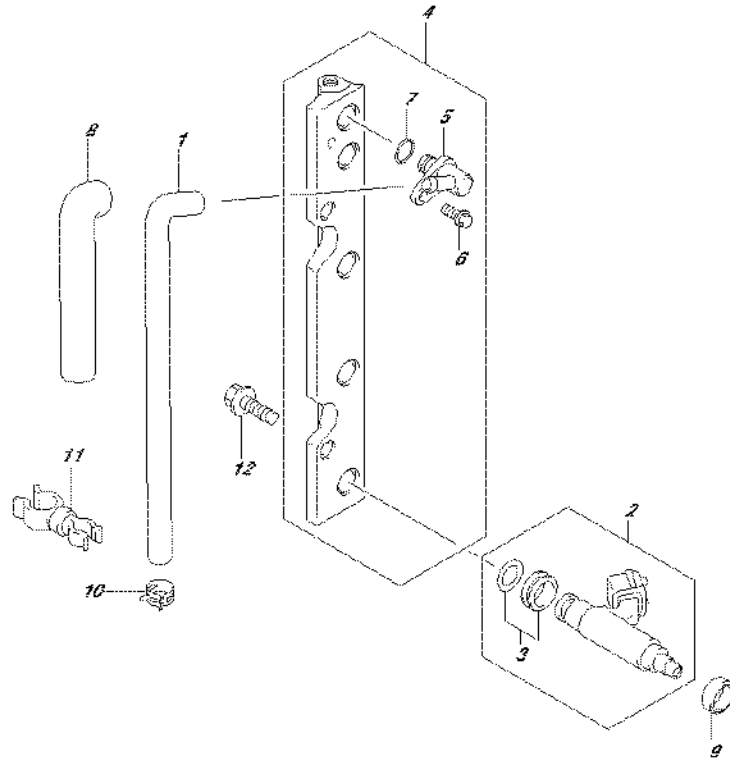


FIG.144K

FIG.144K (1-E-8) FUEL INJECTOR (DF90ATH E40)

REF NO.	PART NO.	DESCRIPTION	Q'TY	REMARKS
1	15681-92J00	HOSE, FUEL (SEPARATOR TO DLVY)	1	
2	15710-82K50	INJECTOR ASSY, FUEL	4	
3	15716-65DT0	.GROMMET SET, FUEL INJECTOR	4	
4	15750-87L40	PIPE, DELIVERY	1	
5	15830-87L40	.JOINT, FUEL MAIN	1	
6	09103-06281	.BOLT (6X14)	1	
7	09280-08012	.O RING (D:1.9,ID:7.8)	1	
8	18498-99E20	PROTECTOR, FUEL HOSE (L:450)	1	L:450->160
9	09320-08062	CUSHION	4	
10	09401-11425	CLIP	2	
11	09408-00233	CLAMP	1	
12	01550-08257	BOLT	2	

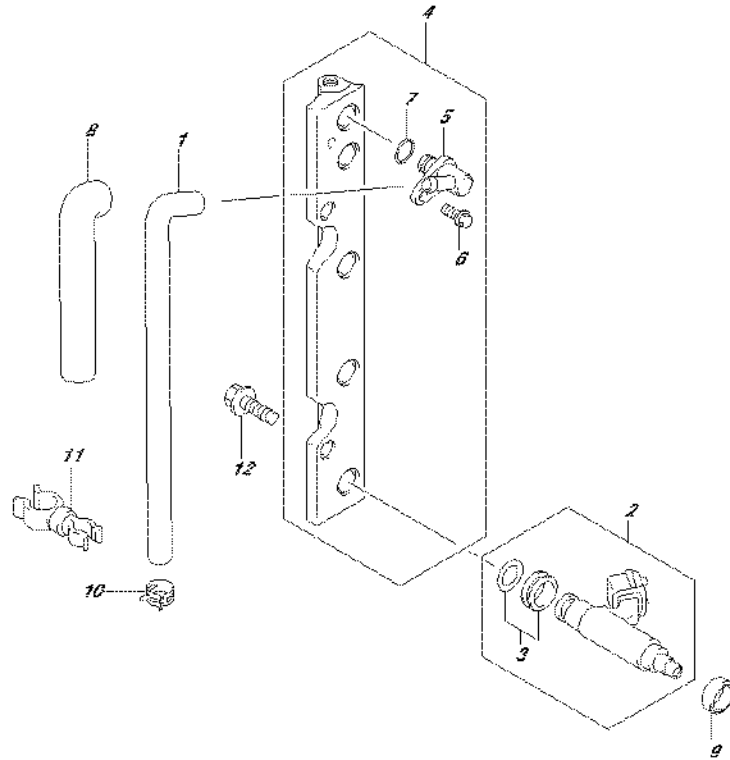


FIG.146A

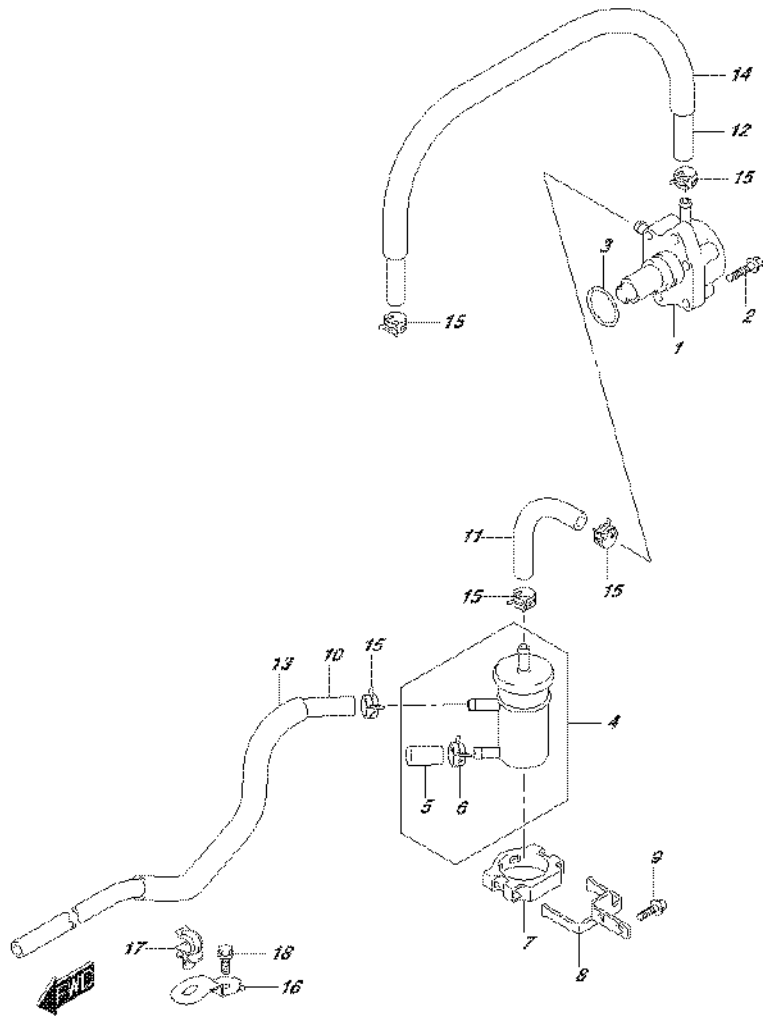
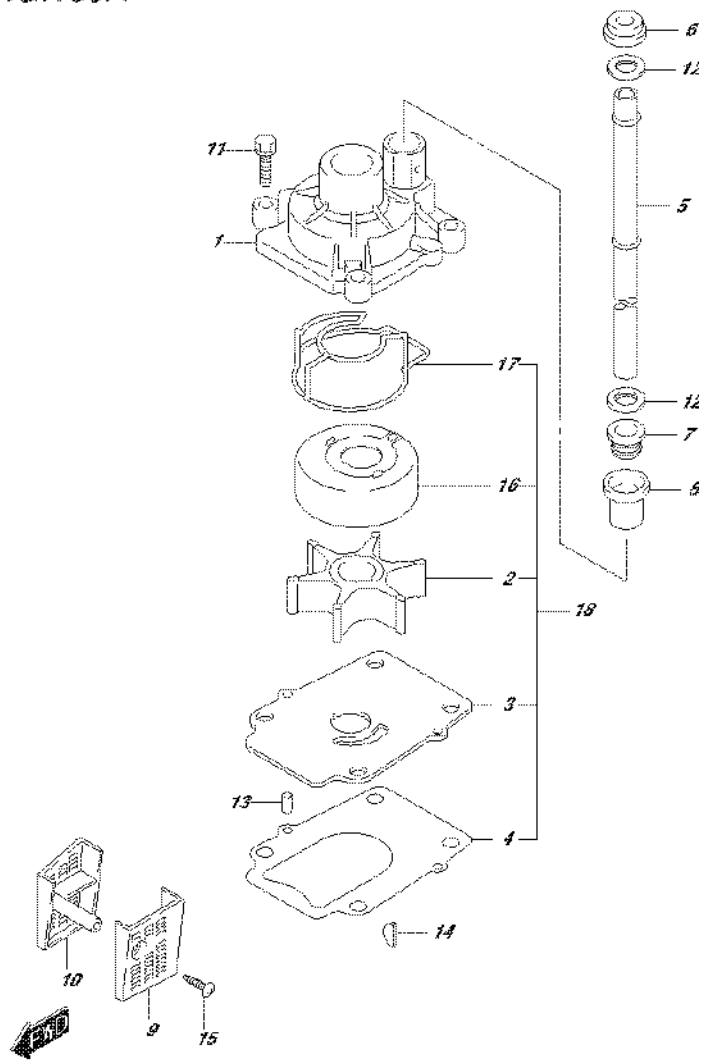


FIG.146A (1-E-9) FUEL PUMP

REF NO.	PART NO.	DESCRIPTION	Q'TY	REMARKS
1	15100-90J11	PUMP ASSY, FUEL	1	
2	01550-06257	BOLT	2	
3	09280-26005	O RING (D:2.4, ID:26.2)	1	
4	15410-87L00	FILTER, FUEL	1	
5	15419-87J00	.CAP, FUEL FILTER	1	
6	09401-11423	.CLIP	1	
7	15422-96J00	CLAMP, FILTER	1	
8	15421-87L00	BRACKET, FUEL FILTER	1	
9	01550-06167	BOLT	2	
10	15190-90J30	HOSE, FUEL (JOINT TO FILTER)	1	
11	15192-87L11	HOSE, FUEL (FILTER TO PUMP)	1	
12	09343-70503-600	HOSE (7X12X600)	1	L:600->510
13	18498-99E10	PROTECTOR, FUEL HOSE (L:610)	1	L:610->340
14	18498-99E10	PROTECTOR, FUEL HOSE (L:610)	1	L:610->450
15	09401-11423	CLIP	5	
16	15198-87L00	BRACKET, FUEL HOSE	1	
17	09403-11320	CLAMP	1	
18	01550-06127	BOLT	1	

FIG.160A

FIG.160A (1-E-10) WATER PUMP (DF70A E01)

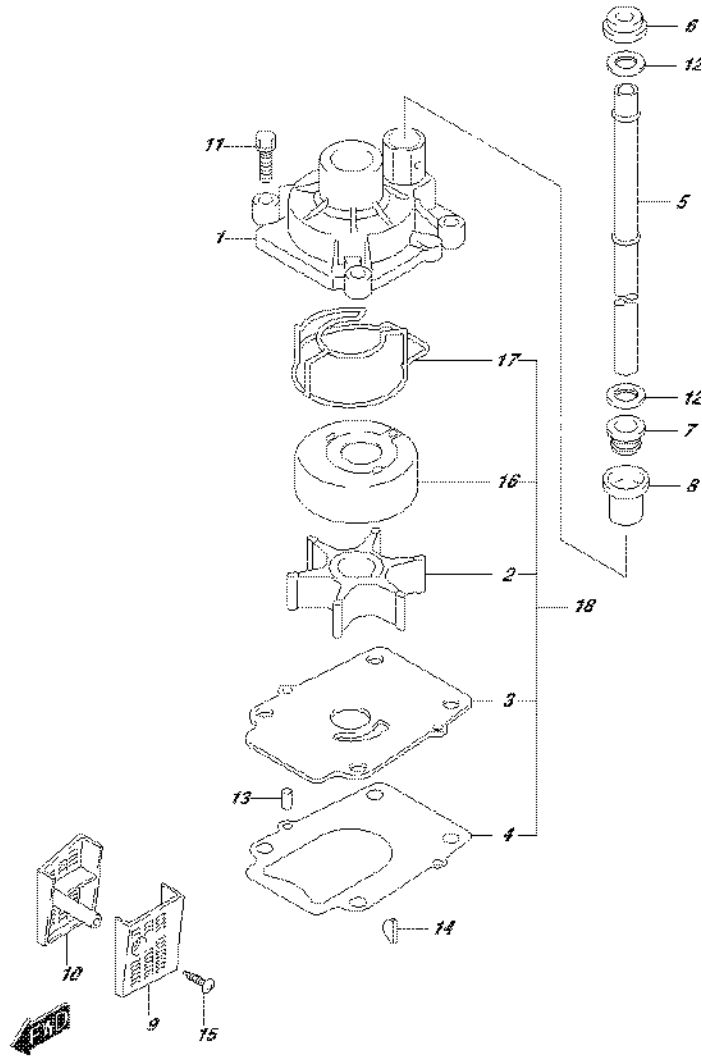


REF NO.	PART NO.	DESCRIPTION	Q'TY	REMARKS
1	17410-99E10	CASE, WATER PUMP	1	
2	17461-87E12	IMPELLER, WATER PUMP	1	
3	17471-87L00	PANEL, PUMP CASE UNDER	1	
4	17472-87L00	GASKET, PUMP CASE PANEL	1	
5-1	17561-87L20	TUBE, WATER (L)	1	W/TRANSOM(L)
5-2	17561-87L30	TUBE, WATER (X)	1	W/TRANSOM(X)
6	17562-87L00	BUSH, WATER TUBE UPPER	1	
7	17563-87D00	BUSH, WATER TUBE LOWER	1	
8	17564-87D00	BUSH, WATER PUMP CASE	1	
9	17631-87L00	FILTER, WATER PORT SIDE	1	
10	17632-87L00	FILTER, WATER STBD SIDE	1	
11	29116-93J10	BOLT	4	
12	09161-16008	WASHER (15.8X26X1)	2	
13	09202-06031	PIN (6X12)	2	
14	09420-04009	KEY	1	
15	09132-04034	SCREW (4X18)	1	
16	17413-99E11	SLEEVE, WATER PUMP CASE	1	
17	17416-99E10	SEALING, WATER PUMP CASE NO.1	1	
18	17400-87L01	WATER PUMP REPAIR KIT	1	OPT



FIG.160B

FIG.160B (1-E-11) WATER PUMP (DF70A E40)



REF NO.	PART NO.	DESCRIPTION	Q'TY	REMARKS
1	17410-99E10	CASE, WATER PUMP	1	
2	17461-87E12	IMPELLER, WATER PUMP	1	
3	17471-87L10	PANEL, PUMP CASE UNDER	1	
4	17472-87L00	GASKET, PUMP CASE PANEL	1	
5-1	17561-87L20	TUBE, WATER (L)	1	W/TRANSOM(L)
5-2	17561-87L30	TUBE, WATER (X)	1	W/TRANSOM(X)
6	17562-87L00	BUSH, WATER TUBE UPPER	1	
7	17563-87D00	BUSH, WATER TUBE LOWER	1	
8	17564-87D00	BUSH, WATER PUMP CASE	1	
9	17631-87L00	FILTER, WATER PORT SIDE	1	
10	17632-87L00	FILTER, WATER STBD SIDE	1	
11	29116-93J10	BOLT	4	
12	09161-16008	WASHER (15.8X26X1)	2	
13	09202-06031	PIN (6X12)	2	
14	09420-04009	KEY	1	
15	09132-04034	SCREW (4X18)	1	
16	17413-99E21	SLEEVE, WATER PUMP CASE	1	
17	17416-99E10	SEALING, WATER PUMP CASE NO.1	1	
18	17400-87L01	WATER PUMP REPAIR KIT	1	OPT

FIG.160C

FIG.160C (1-E-12) WATER PUMP (DF70ATH E01)

REF NO.	PART NO.	DESCRIPTION	Q'TY	REMARKS
1	17410-99E10	CASE, WATER PUMP	1	
2	17461-87E12	IMPELLER, WATER PUMP	1	
3	17471-87L00	PANEL, PUMP CASE UNDER	1	
4	17472-87L00	GASKET, PUMP CASE PANEL	1	
5-1	17561-87L20	TUBE, WATER (L)	1	W/TRANSOM(L)
5-2	17561-87L30	TUBE, WATER (X)	1	W/TRANSOM(X)
6	17562-87L00	BUSH, WATER TUBE UPPER	1	
7	17563-87D00	BUSH, WATER TUBE LOWER	1	
8	17564-87D00	BUSH, WATER PUMP CASE	1	
9	17631-87L00	FILTER, WATER PORT SIDE	1	
10	17632-87L00	FILTER, WATER STBD SIDE	1	
11	29116-93J10	BOLT	4	
12	09161-16008	WASHER (15.8X26X1)	2	
13	09202-06031	PIN (6X12)	2	
14	09420-04009	KEY	1	
15	09132-04034	SCREW (4X18)	1	
16	17413-99E11	SLEEVE, WATER PUMP CASE	1	
17	17416-99E10	SEALING, WATER PUMP CASE NO.1	1	
18	17400-87L01	WATER PUMP REPAIR KIT	1	OPT

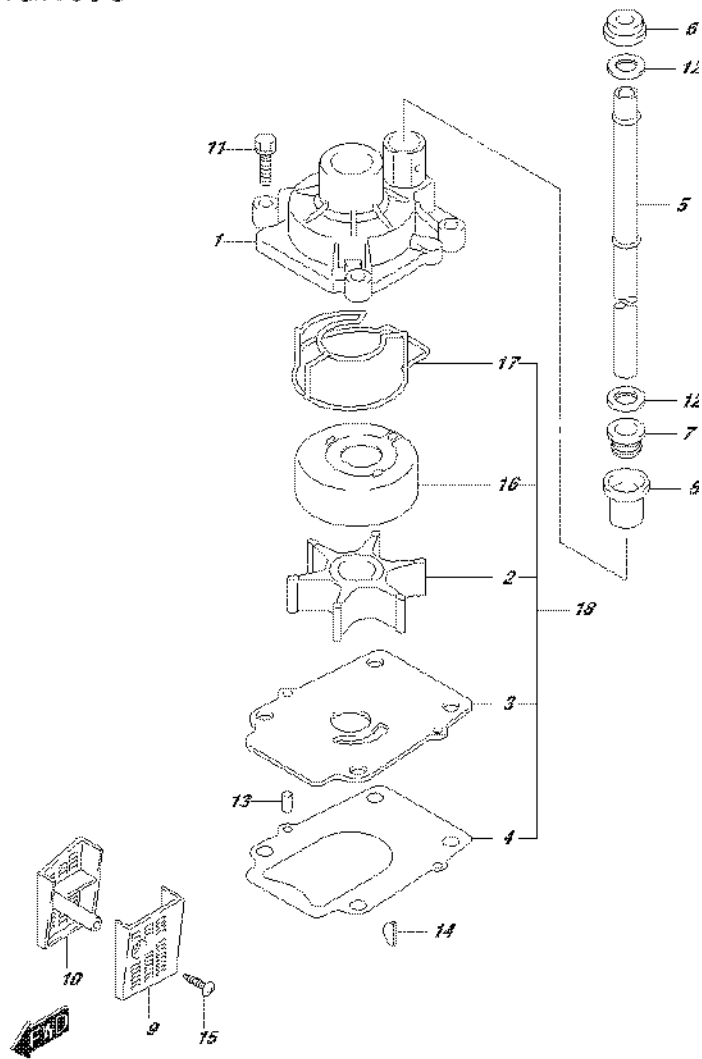
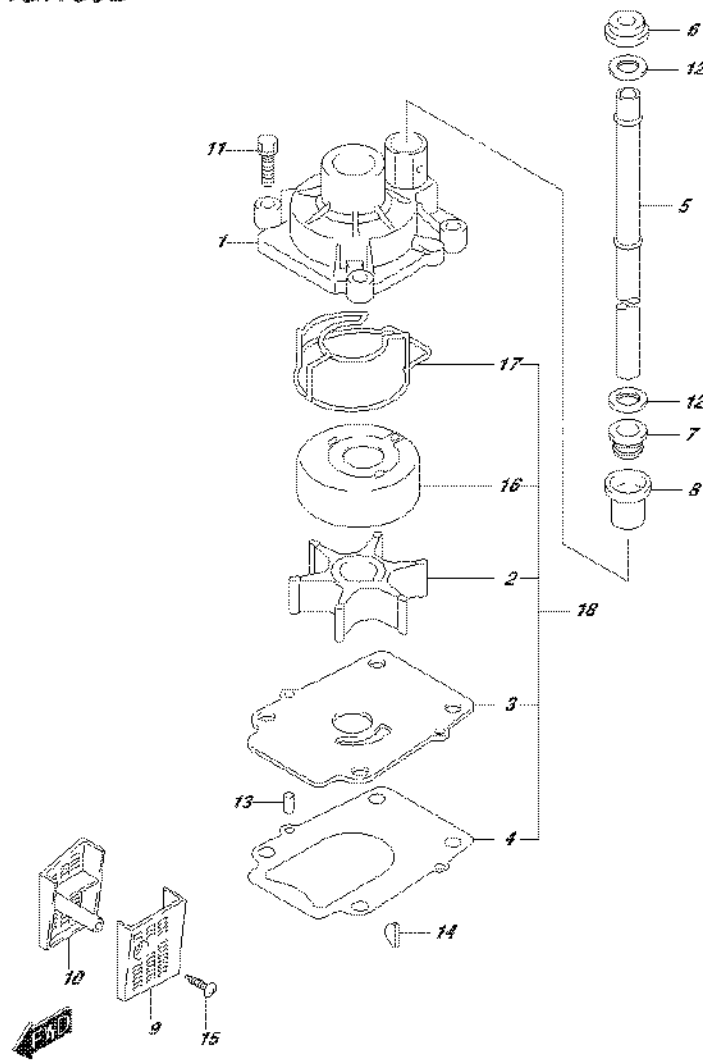


FIG.160D

FIG.160D (1-E-13) WATER PUMP (DF70ATH E40)



REF NO.	PART NO.	DESCRIPTION	Q'TY	REMARKS
1	17410-99E10	CASE, WATER PUMP	1	
2	17461-87E12	IMPELLER, WATER PUMP	1	
3	17471-87L10	PANEL, PUMP CASE UNDER	1	
4	17472-87L00	GASKET, PUMP CASE PANEL	1	
5-1	17561-87L20	TUBE, WATER (L)	1	W/TRANSOM(L)
5-2	17561-87L30	TUBE, WATER (X)	1	W/TRANSOM(X)
6	17562-87L00	BUSH, WATER TUBE UPPER	1	
7	17563-87D00	BUSH, WATER TUBE LOWER	1	
8	17564-87D00	BUSH, WATER PUMP CASE	1	
9	17631-87L00	FILTER, WATER PORT SIDE	1	
10	17632-87L00	FILTER, WATER STBD SIDE	1	
11	29116-93J10	BOLT	4	
12	09161-16008	WASHER (15.8X26X1)	2	
13	09202-06031	PIN (6X12)	2	
14	09420-04009	KEY	1	
15	09132-04034	SCREW (4X18)	1	
16	17413-99E21	SLEEVE, WATER PUMP CASE	1	
17	17416-99E10	SEALING, WATER PUMP CASE NO.1	1	
18	17400-87L01	WATER PUMP REPAIR KIT	1	OPT

FIG.160E

FIG.160E (1-E-14) WATER PUMP (DF80A E01)

REF NO.	PART NO.	DESCRIPTION	Q'TY	REMARKS
1	17410-99E10	CASE, WATER PUMP	1	
2	17461-87E12	IMPELLER, WATER PUMP	1	
3	17471-87L00	PANEL, PUMP CASE UNDER	1	
4	17472-87L00	GASKET, PUMP CASE PANEL	1	
5-1	17561-87L20	TUBE, WATER (L)	1	W/TRANSOM(L)
5-2	17561-87L30	TUBE, WATER (X)	1	W/TRANSOM(X)
6	17562-87L00	BUSH, WATER TUBE UPPER	1	
7	17563-87D00	BUSH, WATER TUBE LOWER	1	
8	17564-87D00	BUSH, WATER PUMP CASE	1	
9	17631-87L00	FILTER, WATER PORT SIDE	1	
10	17632-87L00	FILTER, WATER STBD SIDE	1	
11	29116-93J10	BOLT	4	
12	09161-16008	WASHER (15.8X26X1)	2	
13	09202-06031	PIN (6X12)	2	
14	09420-04009	KEY	1	
15	09132-04034	SCREW (4X18)	1	
16	17413-99E11	SLEEVE, WATER PUMP CASE	1	
17	17416-99E10	SEALING, WATER PUMP CASE NO.1	1	
18	17400-87L01	WATER PUMP REPAIR KIT	1	OPT

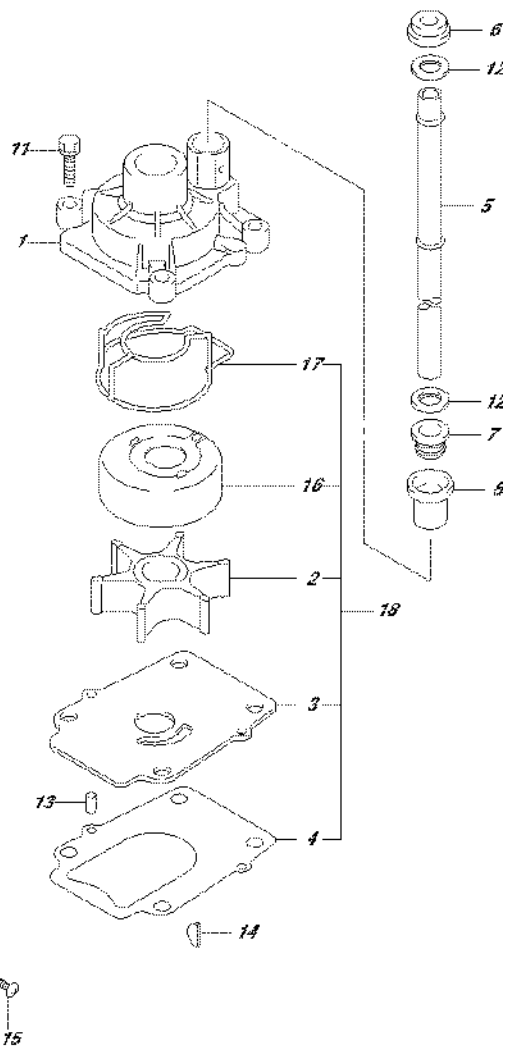


FIG.160F

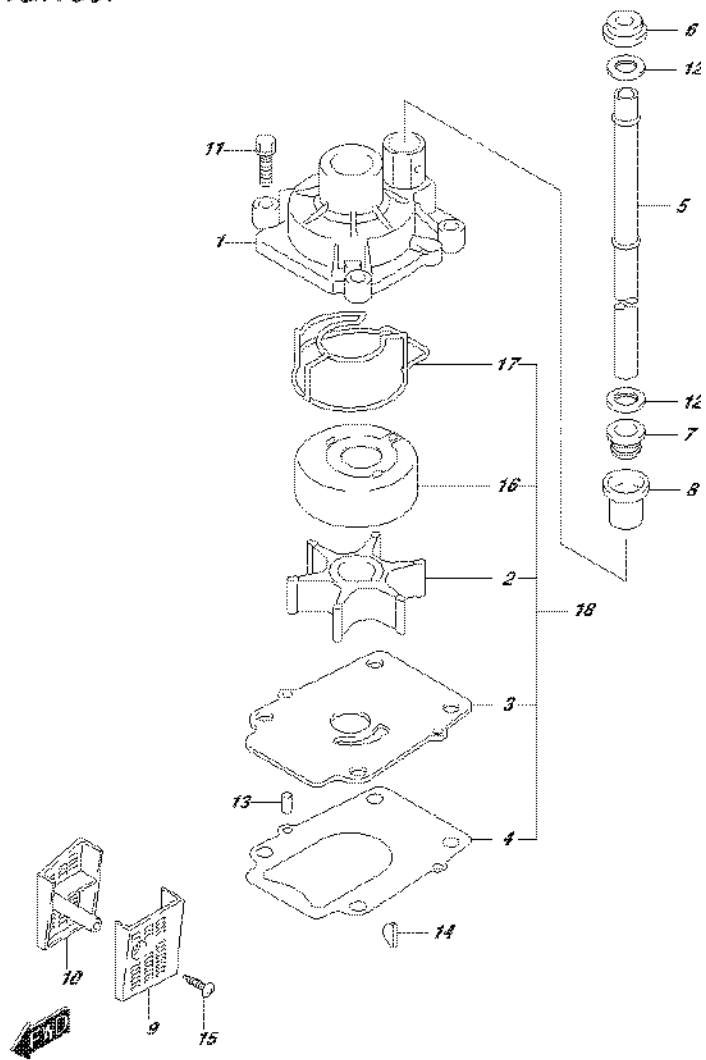
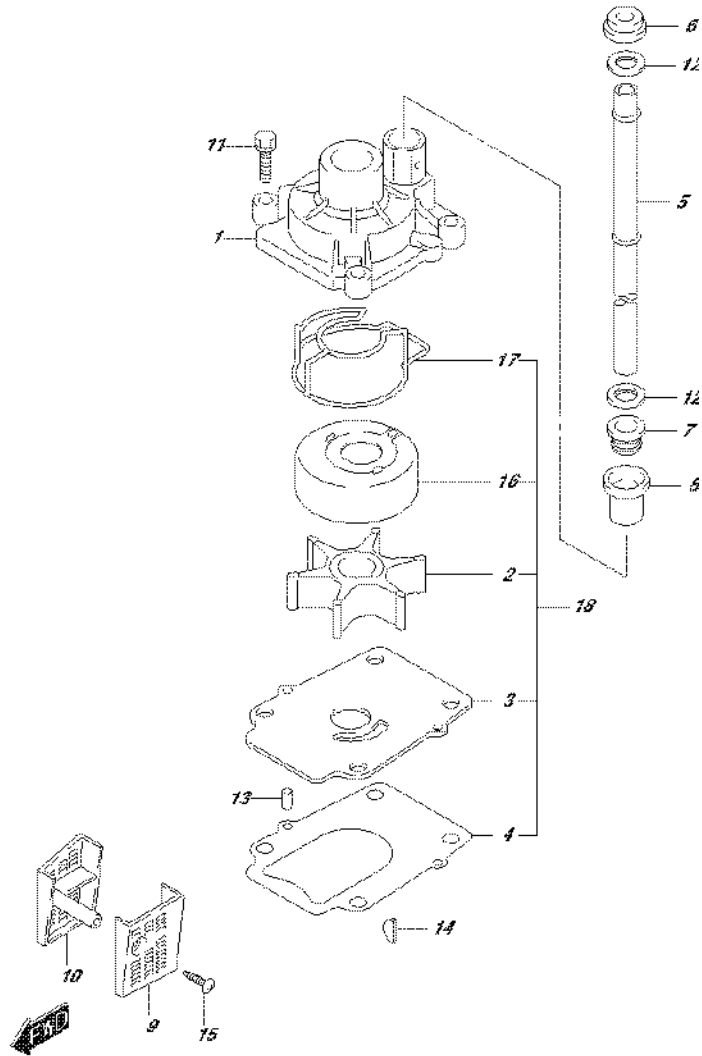


FIG.160F (1-E-15) WATER PUMP (DF80A E40)

REF NO.	PART NO.	DESCRIPTION	Q'TY	REMARKS
1	17410-99E10	CASE, WATER PUMP	1	
2	17461-87E12	IMPELLER, WATER PUMP	1	
3	17471-87L10	PANEL, PUMP CASE UNDER	1	
4	17472-87L00	GASKET, PUMP CASE PANEL	1	
5-1	17561-87L20	TUBE, WATER (L)	1	W/TRANSOM(L)
5-2	17561-87L30	TUBE, WATER (X)	1	W/TRANSOM(X)
6	17562-87L00	BUSH, WATER TUBE UPPER	1	
7	17563-87D00	BUSH, WATER TUBE LOWER	1	
8	17564-87D00	BUSH, WATER PUMP CASE	1	
9	17631-87L00	FILTER, WATER PORT SIDE	1	
10	17632-87L00	FILTER, WATER STBD SIDE	1	
11	29116-93J10	BOLT	4	
12	09161-16008	WASHER (15.8X26X1)	2	
13	09202-06031	PIN (6X12)	2	
14	09420-04009	KEY	1	
15	09132-04034	SCREW (4X18)	1	
16	17413-99E21	SLEEVE, WATER PUMP CASE	1	
17	17416-99E10	SEALING, WATER PUMP CASE NO.1	1	
18	17400-87L01	WATER PUMP REPAIR KIT	1	OPT

FIG.160G

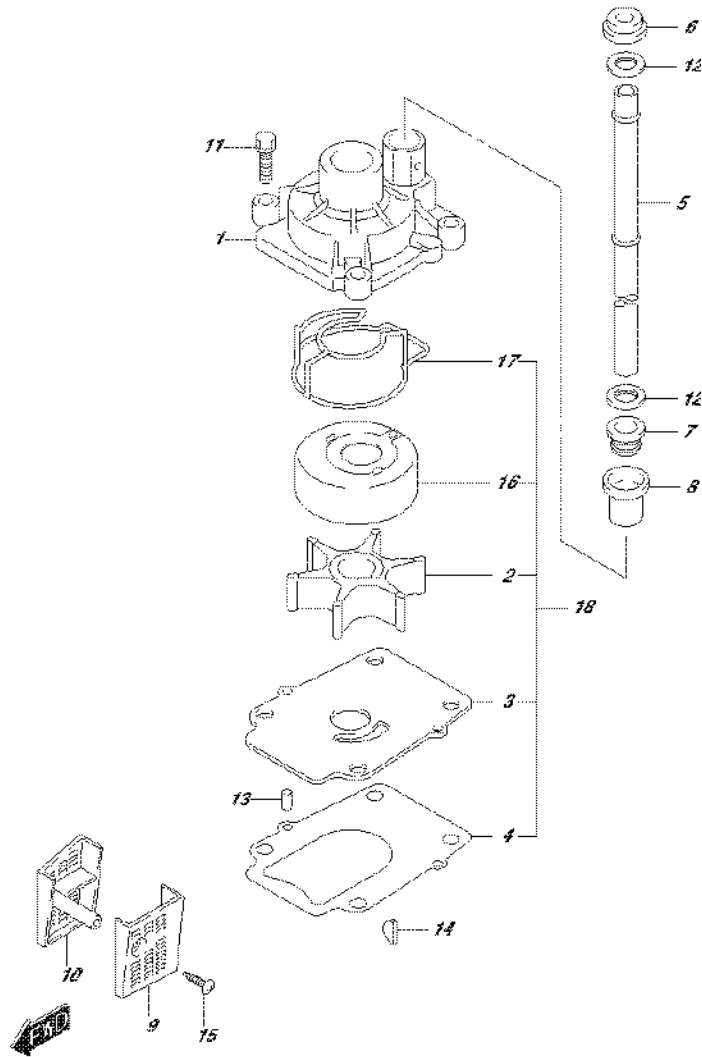
FIG.160G (1-F-2) WATER PUMP (DF90A E01)



REF NO.	PART NO.	DESCRIPTION	Q'TY	REMARKS
1	17410-99E10	CASE, WATER PUMP	1	
2	17461-87E12	IMPELLER, WATER PUMP	1	
3	17471-87L00	PANEL, PUMP CASE UNDER	1	
4	17472-87L00	GASKET, PUMP CASE PANEL	1	
5-1	17561-87L20	TUBE, WATER (L)	1	W/TRANSOM(L)
5-2	17561-87L30	TUBE, WATER (X)	1	W/TRANSOM(X)
6	17562-87L00	BUSH, WATER TUBE UPPER	1	
7	17563-87D00	BUSH, WATER TUBE LOWER	1	
8	17564-87D00	BUSH, WATER PUMP CASE	1	
9	17631-87L00	FILTER, WATER PORT SIDE	1	
10	17632-87L00	FILTER, WATER STBD SIDE	1	
11	29116-93J10	BOLT	4	
12	09161-16008	WASHER (15.8X26X1)	2	
13	09202-06031	PIN (6X12)	2	
14	09420-04009	KEY	1	
15	09132-04034	SCREW (4X18)	1	
16	17413-99E11	SLEEVE, WATER PUMP CASE	1	
17	17416-99E10	SEALING, WATER PUMP CASE NO.1	1	
18	17400-87L01	WATER PUMP REPAIR KIT	1	OPT

FIG.160H

FIG.160H (1-F-3) WATER PUMP (DF90A E40)



REF NO.	PART NO.	DESCRIPTION	Q'TY	REMARKS
1	17410-99E10	CASE, WATER PUMP	1	
2	17461-87E12	IMPELLER, WATER PUMP	1	
3	17471-87L10	PANEL, PUMP CASE UNDER	1	
4	17472-87L00	GASKET, PUMP CASE PANEL	1	
5-1	17561-87L20	TUBE, WATER (L)	1	W/TRANSOM(L)
5-2	17561-87L30	TUBE, WATER (X)	1	W/TRANSOM(X)
6	17562-87L00	BUSH, WATER TUBE UPPER	1	
7	17563-87D00	BUSH, WATER TUBE LOWER	1	
8	17564-87D00	BUSH, WATER PUMP CASE	1	
9	17631-87L00	FILTER, WATER PORT SIDE	1	
10	17632-87L00	FILTER, WATER STBD SIDE	1	
11	29116-93J10	BOLT	4	
12	09161-16008	WASHER (15.8X26X1)	2	
13	09202-06031	PIN (6X12)	2	
14	09420-04009	KEY	1	
15	09132-04034	SCREW (4X18)	1	
16	17413-99E21	SLEEVE, WATER PUMP CASE	1	
17	17416-99E10	SEALING, WATER PUMP CASE NO.1	1	
18	17400-87L01	WATER PUMP REPAIR KIT	1	OPT

FIG.160J

FIG.160J (1-F-4) WATER PUMP (DF90ATH E01)

REF NO.	PART NO.	DESCRIPTION	Q'TY	REMARKS
1	17410-99E10	CASE, WATER PUMP	1	
2	17461-87E12	IMPELLER, WATER PUMP	1	
3	17471-87L00	PANEL, PUMP CASE UNDER	1	
4	17472-87L00	GASKET, PUMP CASE PANEL	1	
5-1	17561-87L20	TUBE, WATER (L)	1	W/TRANSOM(L)
5-2	17561-87L30	TUBE, WATER (X)	1	W/TRANSOM(X)
6	17562-87L00	BUSH, WATER TUBE UPPER	1	
7	17563-87D00	BUSH, WATER TUBE LOWER	1	
8	17564-87D00	BUSH, WATER PUMP CASE	1	
9	17631-87L00	FILTER, WATER PORT SIDE	1	
10	17632-87L00	FILTER, WATER STBD SIDE	1	
11	29116-93J10	BOLT	4	
12	09161-16008	WASHER (15.8X26X1)	2	
13	09202-06031	PIN (6X12)	2	
14	09420-04009	KEY	1	
15	09132-04034	SCREW (4X18)	1	
16	17413-99E11	SLEEVE, WATER PUMP CASE	1	
17	17416-99E10	SEALING, WATER PUMP CASE NO.1	1	
18	17400-87L01	WATER PUMP REPAIR KIT	1	OPT

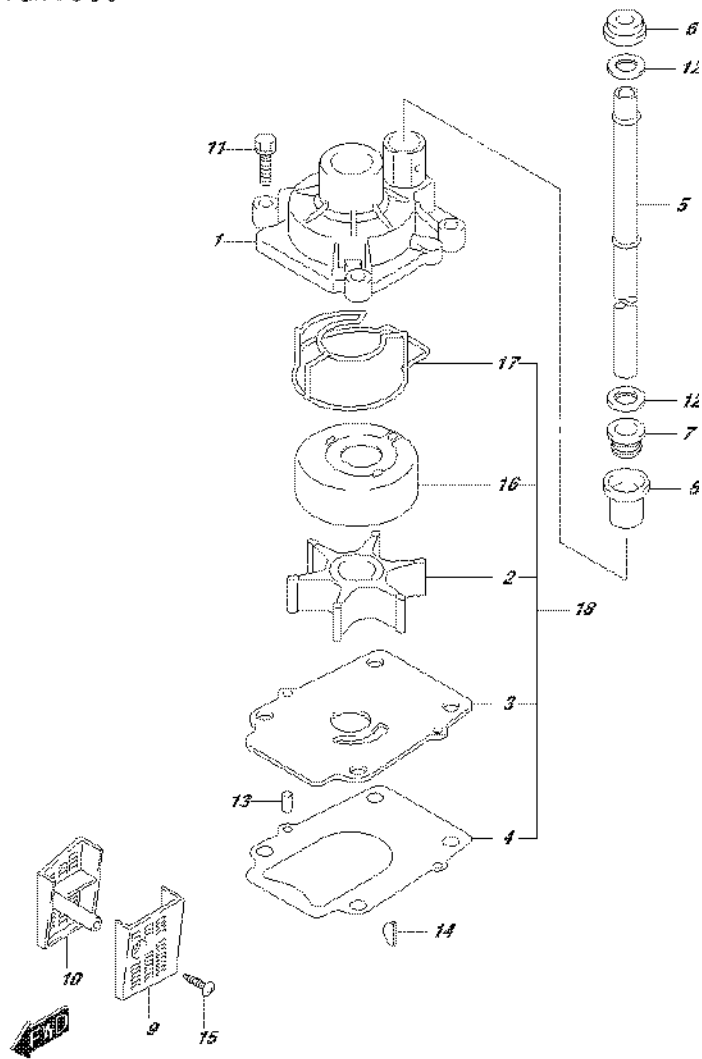




FIG.160K

FIG.160K (1-F-5) WATER PUMP (DF90ATH E40)

REF NO.	PART NO.	DESCRIPTION	Q'TY	REMARKS
1	17410-99E10	CASE, WATER PUMP	1	
2	17461-87E12	IMPELLER, WATER PUMP	1	
3	17471-87L10	PANEL, PUMP CASE UNDER	1	
4	17472-87L00	GASKET, PUMP CASE PANEL	1	
5-1	17561-87L20	TUBE, WATER (L)	1	W/TRANSOM(L)
5-2	17561-87L30	TUBE, WATER (X)	1	W/TRANSOM(X)
6	17562-87L00	BUSH, WATER TUBE UPPER	1	
7	17563-87D00	BUSH, WATER TUBE LOWER	1	
8	17564-87D00	BUSH, WATER PUMP CASE	1	
9	17631-87L00	FILTER, WATER PORT SIDE	1	
10	17632-87L00	FILTER, WATER STBD SIDE	1	
11	29116-93J10	BOLT	4	
12	09161-16008	WASHER (15.8X26X1)	2	
13	09202-06031	PIN (6X12)	2	
14	09420-04009	KEY	1	
15	09132-04034	SCREW (4X18)	1	
16	17413-99E21	SLEEVE, WATER PUMP CASE	1	
17	17416-99E10	SEALING, WATER PUMP CASE NO.1	1	
18	17400-87L01	WATER PUMP REPAIR KIT	1	OPT

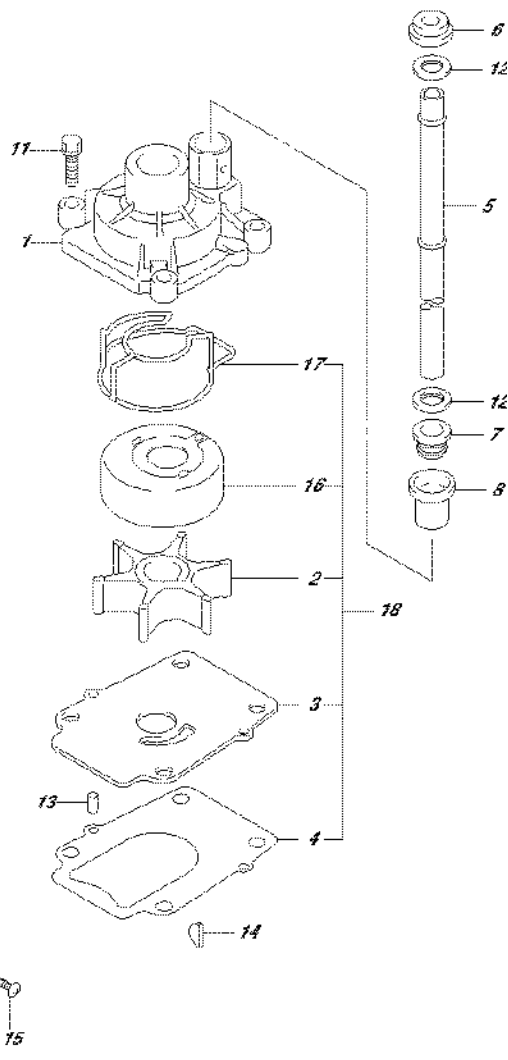


FIG.162A

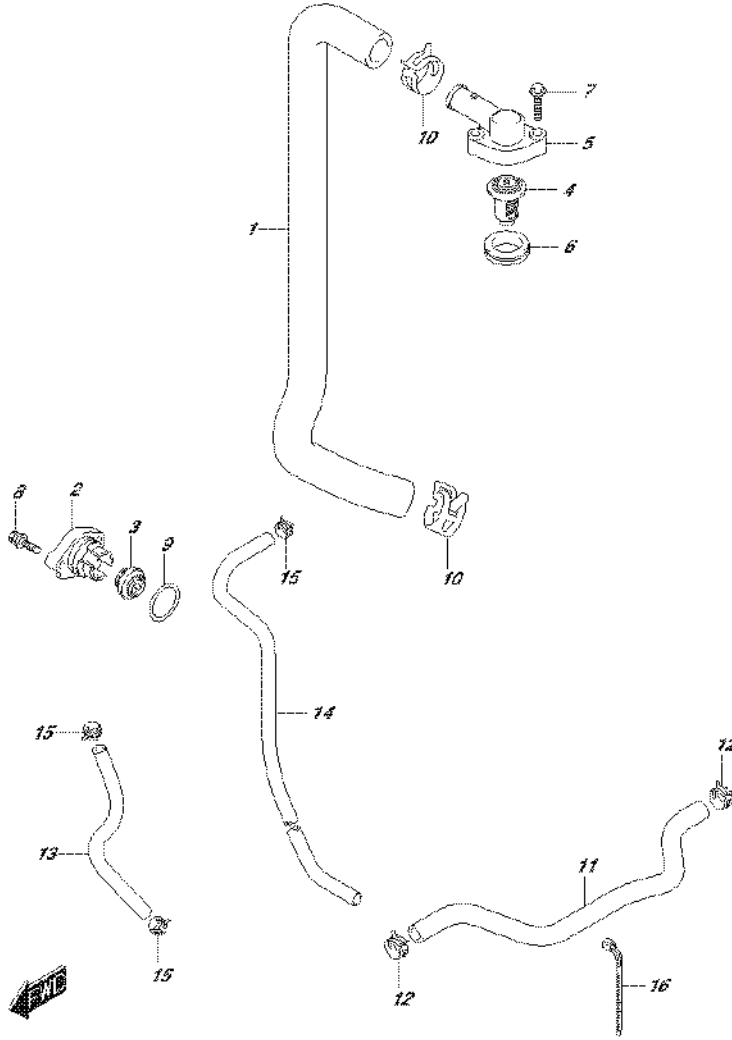


FIG.162A (1-F-6) THERMOSTAT (DF70A E01)

REF NO.	PART NO.	DESCRIPTION	Q'TY	REMARKS
1	11196-87L00	HOSE, WATER RETURN	1	
2-1	17611-90J00-0EP	COVER, WATER PRESS VALVE (BLACK)	1	
2-2	17611-90J00-Y5S	COVER, WATER PRESS VALVE (WHITE)	1	
3	17660-99E01	VALVE, WATER PRESSURE	1	
4-1	17670-90J00	THERMOSTAT (60C)	1	
4-2	17670-90J10	THERMOSTAT (71C)	1	OPT
5	17681-87L00	COVER, THERMOSTAT	1	
6	17685-87L00	SEAL, THERMOSTAT COVER	1	
7	01550-06307	BOLT	2	
8	09116-06121	BOLT (6X25)	2	
9	09280-26006	O RING (D:3.1,ID:26.4)	1	
10	09401-26408	CLIP	2	
11	17915-87L00	HOSE, WATER FLUSH	1	
12	09401-15414	CLIP	2	
13	09352-50903-600	HOSE (5X9X600)	1	L:600->320
14	09352-50903-600	HOSE (5X9X600)	1	L:600->190
15	09401-08413	CLIP	3	
16	09407-11401	CLAMP (L:95)	1	

FIG.162B

FIG.162B (1-F-7) THERMOSTAT (DF70A E40)

REF NO.	PART NO.	DESCRIPTION	Q'TY	REMARKS
1	11196-87L00	HOSE, WATER RETURN	1	
2-1	17611-90J00-0EP	COVER, WATER PRESS VALVE (BLACK)	1	
2-2	17611-90J00-Y5S	COVER, WATER PRESS VALVE (WHITE)	1	
3	17660-99E01	VALVE, WATER PRESSURE	1	
4-1	17670-90J00	THERMOSTAT (60C)	1	
4-2	17670-90J10	THERMOSTAT (71C)	1	OPT
5	17681-87L00	COVER, THERMOSTAT	1	
6	17685-87L00	SEAL, THERMOSTAT COVER	1	
7	01550-06307	BOLT	2	
8	09116-06121	BOLT (6X25)	2	
9	09280-26006	O RING (D:3.1,ID:26.4)	1	
10	09401-26408	CLIP	2	
11	17915-87L00	HOSE, WATER FLUSH	1	
12	09401-15414	CLIP	2	
13	09352-50903-600	HOSE (5X9X600)	1	L:600->320
14	09352-50903-600	HOSE (5X9X600)	1	L:600->190
15	09401-08413	CLIP	3	
16	09407-11401	CLAMP (L:95)	1	

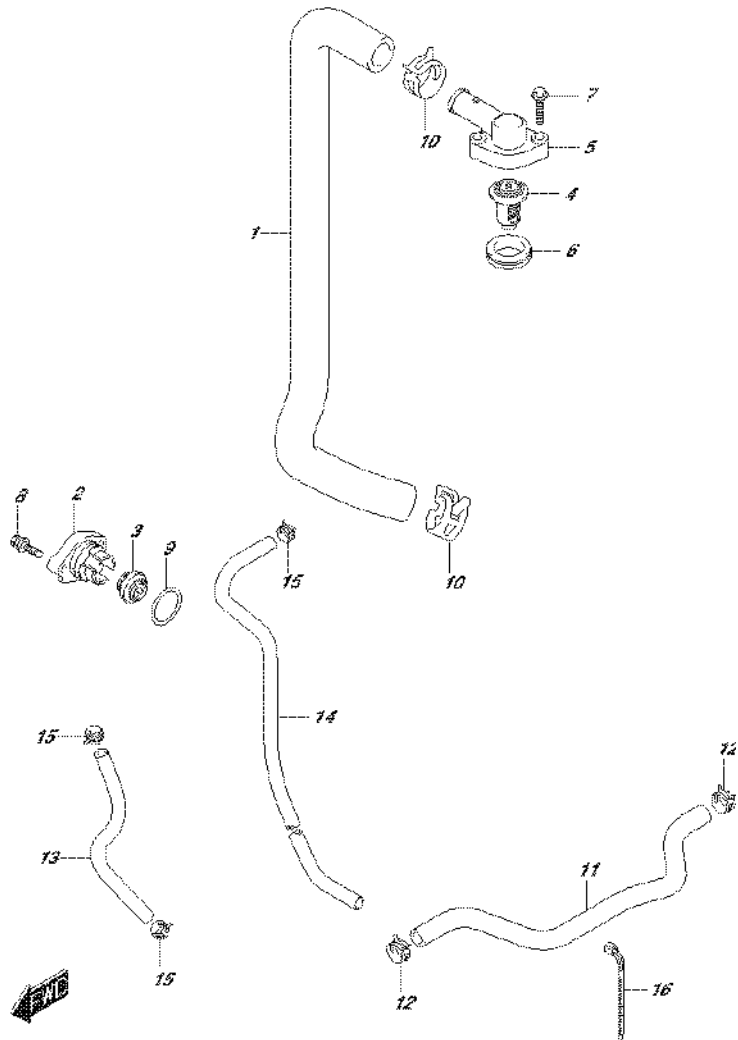


FIG.162C

FIG.162C (1-F-8) THERMOSTAT (DF70ATH E01)

REF NO.	PART NO.	DESCRIPTION	Q'TY	REMARKS
1	11196-87L00	HOSE, WATER RETURN	1	
2	17611-90J00-0EP	COVER, WATER PRESS VALVE (BLACK)	1	
3	17660-99E01	VALVE, WATER PRESSURE	1	
4-1	17670-90J00	THERMOSTAT (60C)	1	
4-2	17670-90J10	THERMOSTAT (71C)	1	OPT
5	17681-87L00	COVER, THERMOSTAT	1	
6	17685-87L00	SEAL, THERMOSTAT COVER	1	
7	01550-06307	BOLT	2	
8	09116-06121	BOLT (6X25)	2	
9	09280-26006	O RING (D:3.1,ID:26.4)	1	
10	09401-26408	CLIP	2	
11	17915-87L00	HOSE, WATER FLUSH	1	
12	09401-15414	CLIP	2	
13	09352-50903-600	HOSE (5X9X600)	1	L:600->320
14	09352-50903-600	HOSE (5X9X600)	1	L:600->190
15	09401-08413	CLIP	3	
16	09407-11401	CLAMP (L:95)	1	

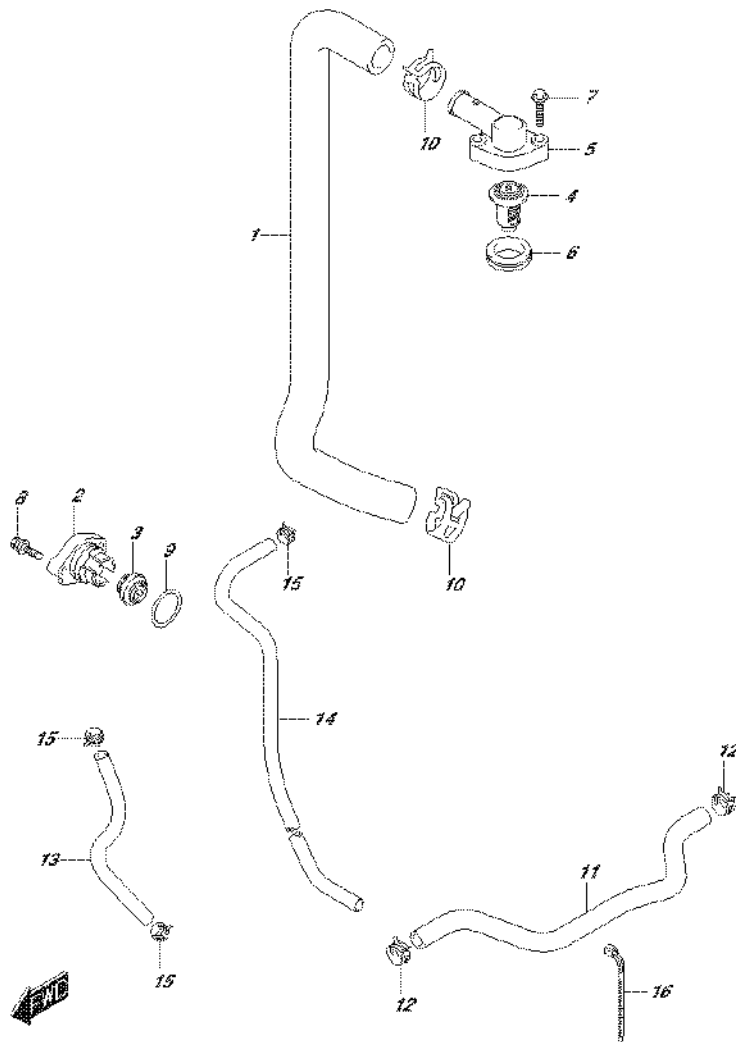


FIG.162D

FIG.162D (1-F-9) THERMOSTAT (DF70ATH E40)

REF NO.	PART NO.	DESCRIPTION	Q'TY	REMARKS
1	11196-87L00	HOSE, WATER RETURN	1	
2	17611-90J00-0EP	COVER, WATER PRESS VALVE (BLACK)	1	
3	17660-99E01	VALVE, WATER PRESSURE	1	
4-1	17670-90J00	THERMOSTAT (60C)	1	
4-2	17670-90J10	THERMOSTAT (71C)	1	OPT
5	17681-87L00	COVER, THERMOSTAT	1	
6	17685-87L00	SEAL, THERMOSTAT COVER	1	
7	01550-06307	BOLT	2	
8	09116-06121	BOLT (6X25)	2	
9	09280-26006	O RING (D:3.1,ID:26.4)	1	
10	09401-26408	CLIP	2	
11	17915-87L00	HOSE, WATER FLUSH	1	
12	09401-15414	CLIP	2	
13	09352-50903-600	HOSE (5X9X600)	1	L:600->320
14	09352-50903-600	HOSE (5X9X600)	1	L:600->190
15	09401-08413	CLIP	3	
16	09407-11401	CLAMP (L:95)	1	

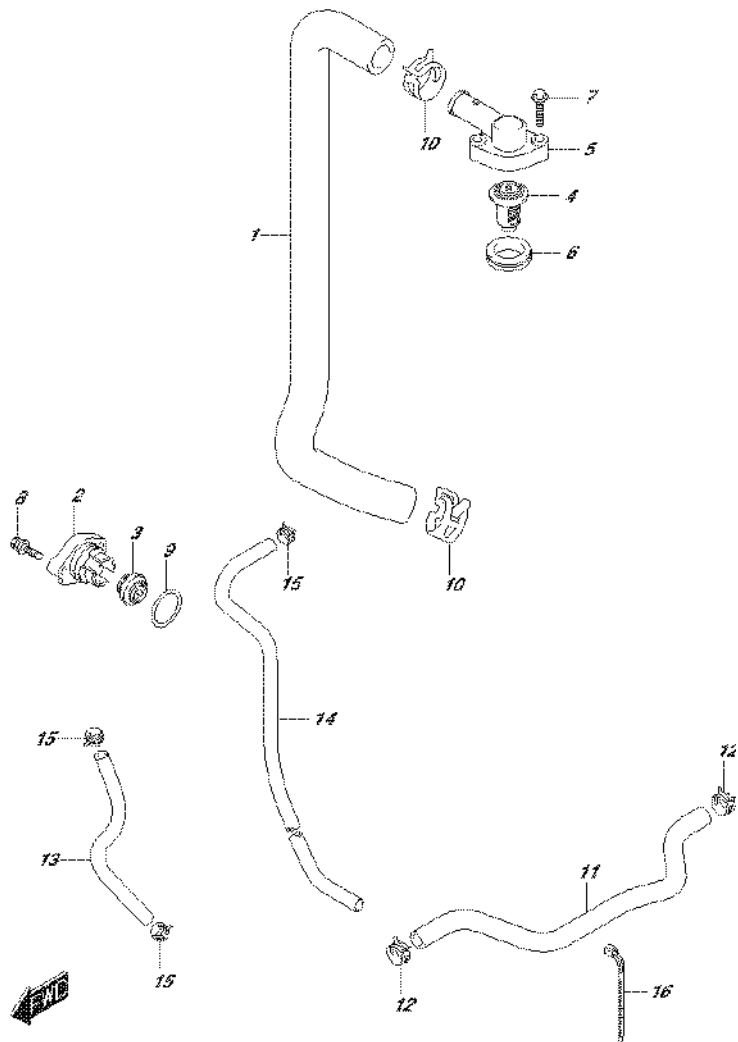


FIG.162E

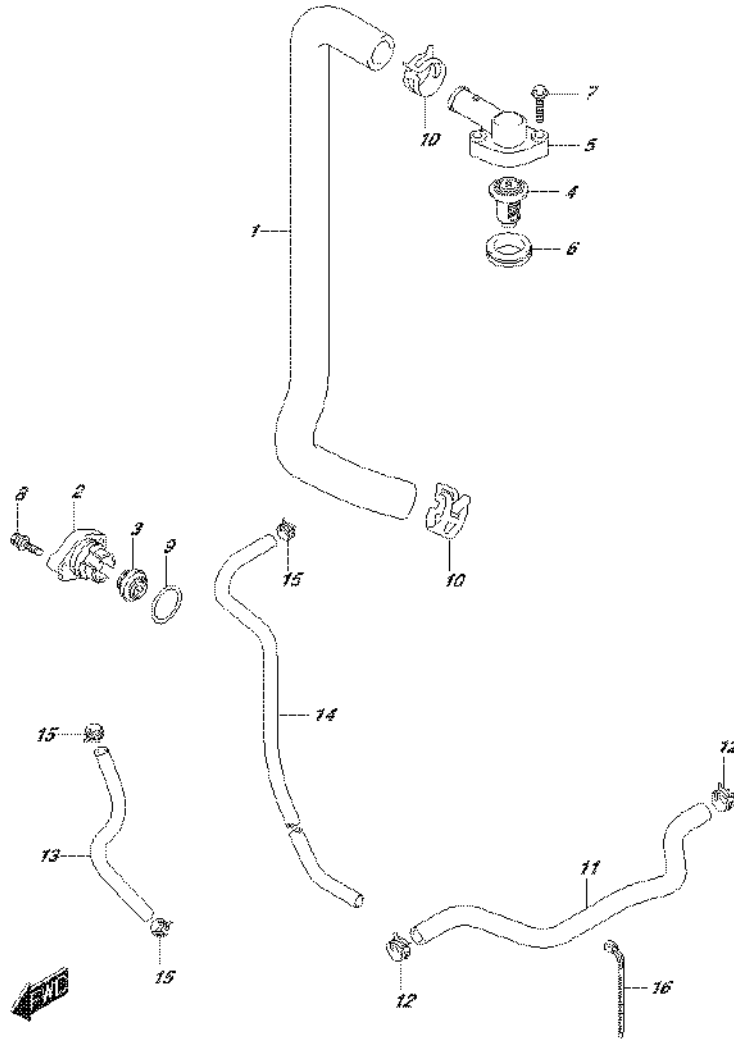


FIG.162E (1-F-10) THERMOSTAT (DF80A E01)

REF NO.	PART NO.	DESCRIPTION	Q'TY	REMARKS
1	11196-87L00	HOSE, WATER RETURN	1	
2	17611-90J00-0EP	COVER, WATER PRESS VALVE (BLACK)	1	
3	17660-99E01	VALVE, WATER PRESSURE	1	
4-1	17670-90J00	THERMOSTAT (60C)	1	
4-2	17670-90J10	THERMOSTAT (71C)	1	OPT
5	17681-87L00	COVER, THERMOSTAT	1	
6	17685-87L00	SEAL, THERMOSTAT COVER	1	
7	01550-06307	BOLT	2	
8	09116-06121	BOLT (6X25)	2	
9	09280-26006	O RING (D:3.1, ID:26.4)	1	
10	09401-26408	CLIP	2	
11	17915-87L00	HOSE, WATER FLUSH	1	
12	09401-15414	CLIP	2	
13	09352-50903-600	HOSE (5X9X600)	1	L:600->320
14	09352-50903-600	HOSE (5X9X600)	1	L:600->190
15	09401-08413	CLIP	3	
16	09407-11401	CLAMP (L:95)	1	

FIG.162F

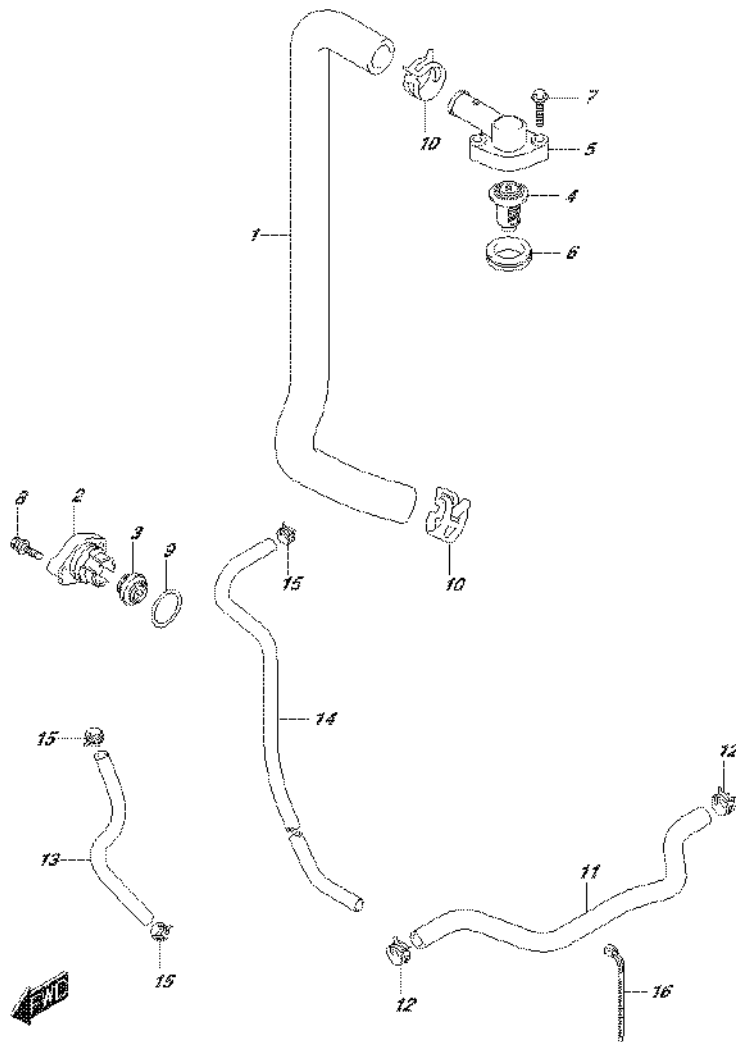


FIG.162F (1-F-11) THERMOSTAT (DF80A E40)

REF NO.	PART NO.	DESCRIPTION	Q'TY	REMARKS
1	11196-87L00	HOSE, WATER RETURN	1	
2	17611-90J00-0EP	COVER, WATER PRESS VALVE (BLACK)	1	
3	17660-99E01	VALVE, WATER PRESSURE	1	
4-1	17670-90J00	THERMOSTAT (60C)	1	
4-2	17670-90J10	THERMOSTAT (71C)	1	OPT
5	17681-87L00	COVER, THERMOSTAT	1	
6	17685-87L00	SEAL, THERMOSTAT COVER	1	
7	01550-06307	BOLT	2	
8	09116-06121	BOLT (6X25)	2	
9	09280-26006	O RING (D:3.1,ID:26.4)	1	
10	09401-26408	CLIP	2	
11	17915-87L00	HOSE, WATER FLUSH	1	
12	09401-15414	CLIP	2	
13	09352-50903-600	HOSE (5X9X600)	1	L:600->320
14	09352-50903-600	HOSE (5X9X600)	1	L:600->190
15	09401-08413	CLIP	3	
16	09407-11401	CLAMP (L:95)	1	

FIG.162G

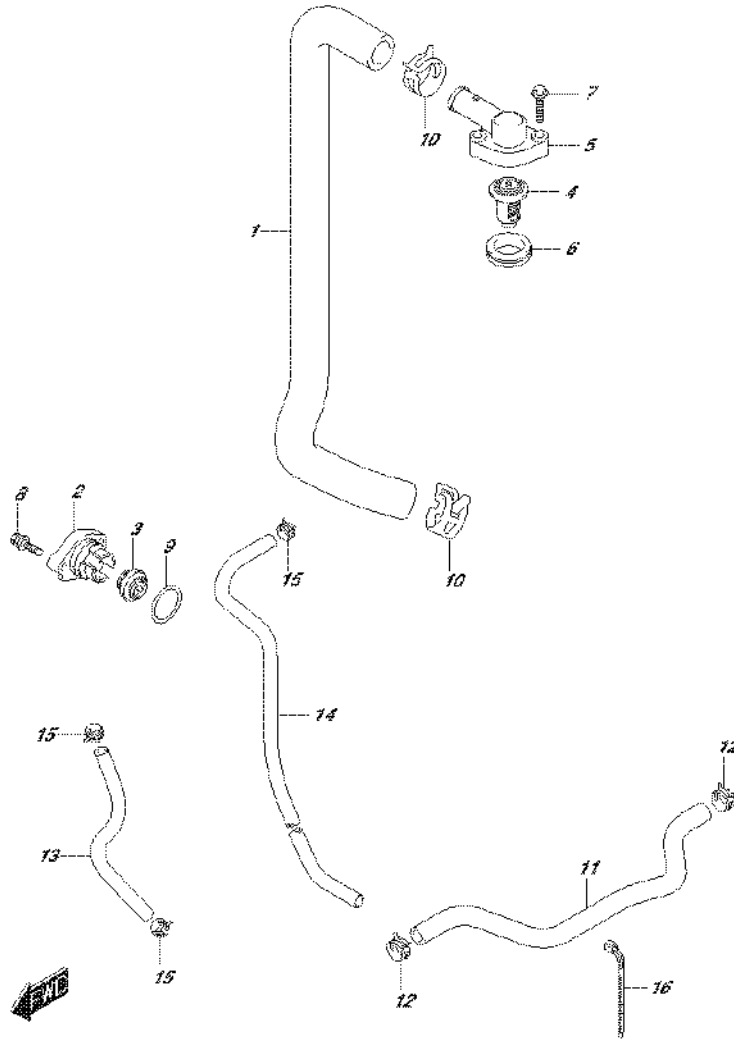


FIG.162G (1-F-12) THERMOSTAT (DF90A E01)

REF NO.	PART NO.	DESCRIPTION	Q'TY	REMARKS
1	11196-87L00	HOSE, WATER RETURN	1	
2-1	17611-90J00-0EP	COVER, WATER PRESS VALVE (BLACK)	1	
2-2	17611-90J00-Y5S	COVER, WATER PRESS VALVE (WHITE)	1	
3	17660-99E01	VALVE, WATER PRESSURE	1	
4-1	17670-90J00	THERMOSTAT (60C)	1	
4-2	17670-90J10	THERMOSTAT (71C)	1	OPT
5	17681-87L00	COVER, THERMOSTAT	1	
6	17685-87L00	SEAL, THERMOSTAT COVER	1	
7	01550-06307	BOLT	2	
8	09116-06121	BOLT (6X25)	2	
9	09280-26006	O RING (D:3.1,ID:26.4)	1	
10	09401-26408	CLIP	2	
11	17915-87L00	HOSE, WATER FLUSH	1	
12	09401-15414	CLIP	2	
13	09352-50903-600	HOSE (5X9X600)	1	L:600->320
14	09352-50903-600	HOSE (5X9X600)	1	L:600->190
15	09401-08413	CLIP	3	
16	09407-11401	CLAMP (L:95)	1	



FIG.162H

FIG.162H (1-F-13) THERMOSTAT (DF90A E40)

REF NO.	PART NO.	DESCRIPTION	Q'TY	REMARKS
1	11196-87L00	HOSE, WATER RETURN	1	
2-1	17611-90J00-0EP	COVER, WATER PRESS VALVE (BLACK)	1	
2-2	17611-90J00-Y5S	COVER, WATER PRESS VALVE (WHITE)	1	
3	17660-99E01	VALVE, WATER PRESSURE	1	
4-1	17670-90J00	THERMOSTAT (60C)	1	
4-2	17670-90J10	THERMOSTAT (71C)	1	OPT
5	17681-87L00	COVER, THERMOSTAT	1	
6	17685-87L00	SEAL, THERMOSTAT COVER	1	
7	01550-06307	BOLT	2	
8	09116-06121	BOLT (6X25)	2	
9	09280-26006	O RING (D:3.1,ID:26.4)	1	
10	09401-26408	CLIP	2	
11	17915-87L00	HOSE, WATER FLUSH	1	
12	09401-15414	CLIP	2	
13	09352-50903-600	HOSE (5X9X600)	1	L:600->320
14	09352-50903-600	HOSE (5X9X600)	1	L:600->190
15	09401-08413	CLIP	3	
16	09407-11401	CLAMP (L:95)	1	

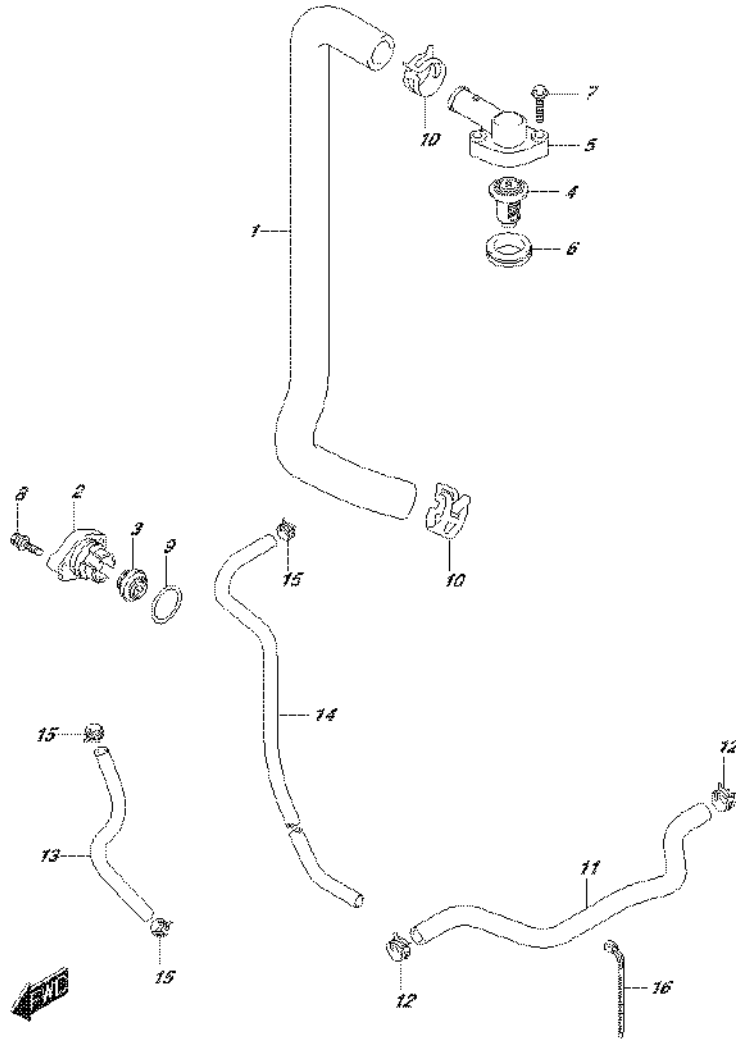


FIG.162J

FIG.162J (1-F-14) THERMOSTAT (DF90ATH E01)

REF NO.	PART NO.	DESCRIPTION	Q'TY	REMARKS
1	11196-87L00	HOSE, WATER RETURN	1	
2	17611-90J00-0EP	COVER, WATER PRESS VALVE (BLACK)	1	
3	17660-99E01	VALVE, WATER PRESSURE	1	
4-1	17670-90J00	THERMOSTAT (60C)	1	
4-2	17670-90J10	THERMOSTAT (71C)	1	OPT
5	17681-87L00	COVER, THERMOSTAT	1	
6	17685-87L00	SEAL, THERMOSTAT COVER	1	
7	01550-06307	BOLT	2	
8	09116-06121	BOLT (6X25)	2	
9	09280-26006	O RING (D:3.1,ID:26.4)	1	
10	09401-26408	CLIP	2	
11	17915-87L00	HOSE, WATER FLUSH	1	
12	09401-15414	CLIP	2	
13	09352-50903-600	HOSE (5X9X600)	1	L:600->320
14	09352-50903-600	HOSE (5X9X600)	1	L:600->190
15	09401-08413	CLIP	3	
16	09407-11401	CLAMP (L:95)	1	

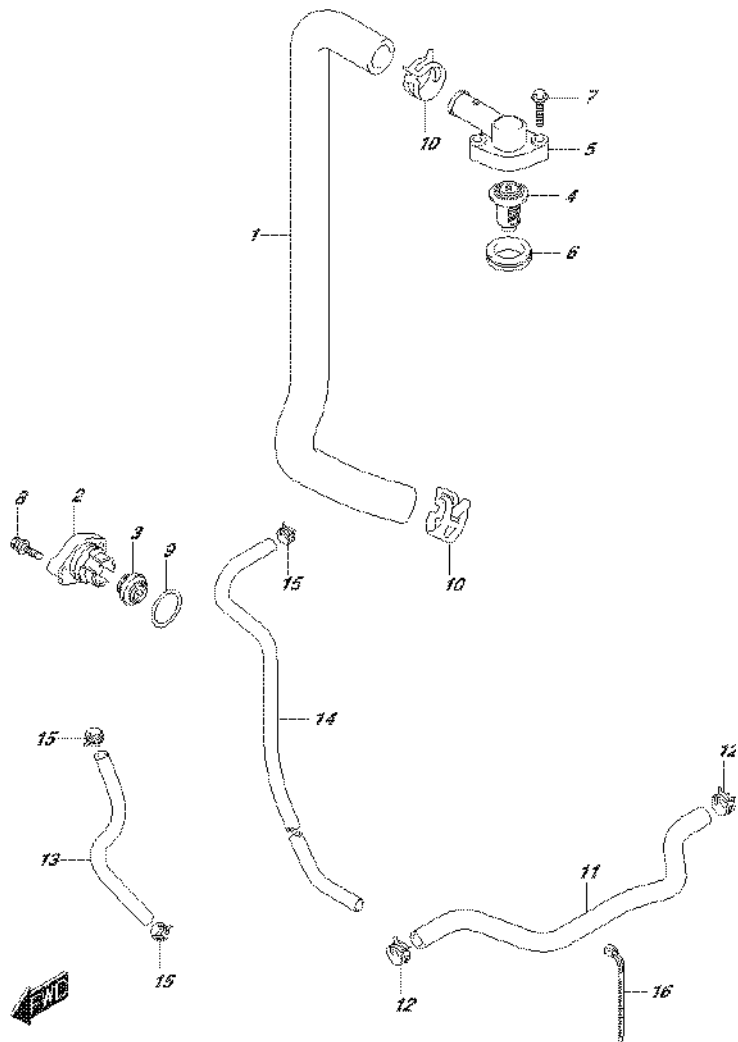


FIG.162K

FIG.162K (1-F-15) THERMOSTAT (DF90ATH E40)

REF NO.	PART NO.	DESCRIPTION	Q'TY	REMARKS
1	11196-87L00	HOSE, WATER RETURN	1	
2	17611-90J00-0EP	COVER, WATER PRESS VALVE (BLACK)	1	
3	17660-99E01	VALVE, WATER PRESSURE	1	
4-1	17670-90J00	THERMOSTAT (60C)	1	
4-2	17670-90J10	THERMOSTAT (71C)	1	OPT
5	17681-87L00	COVER, THERMOSTAT	1	
6	17685-87L00	SEAL, THERMOSTAT COVER	1	
7	01550-06307	BOLT	2	
8	09116-06121	BOLT (6X25)	2	
9	09280-26006	O RING (D:3.1,ID:26.4)	1	
10	09401-26408	CLIP	2	
11	17915-87L00	HOSE, WATER FLUSH	1	
12	09401-15414	CLIP	2	
13	09352-50903-600	HOSE (5X9X600)	1	L:600->320
14	09352-50903-600	HOSE (5X9X600)	1	L:600->190
15	09401-08413	CLIP	3	
16	09407-11401	CLAMP (L:95)	1	

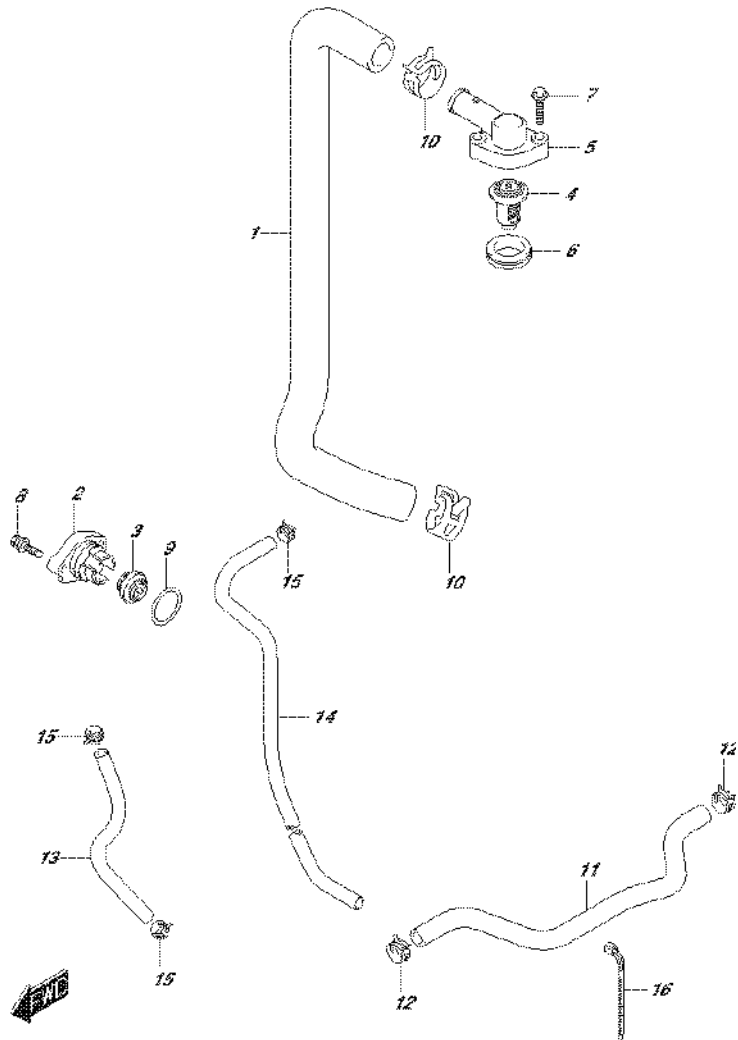


FIG.163A

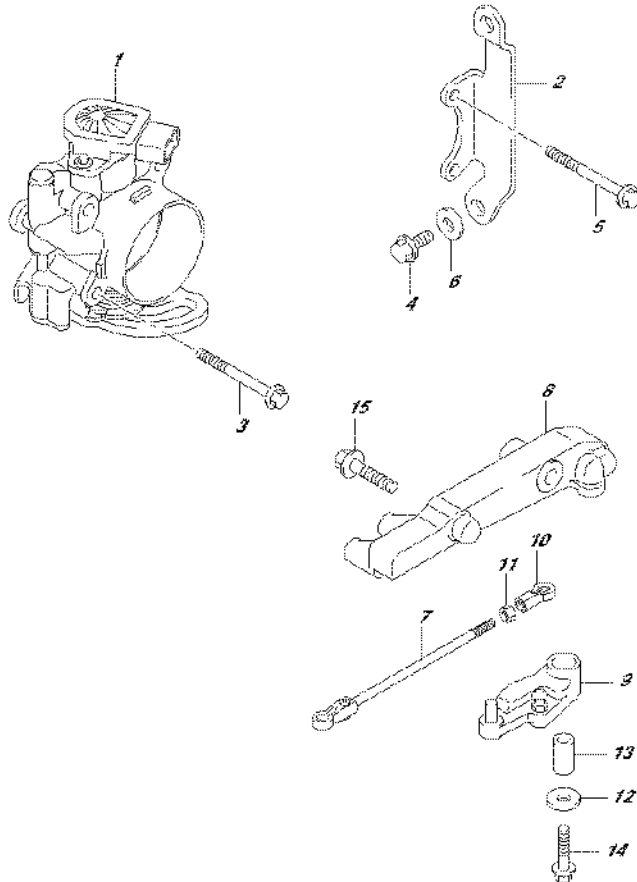


FIG.163A (1-G-2) THROTTLE BODY (DF70A E01)

REF NO.	PART NO.	DESCRIPTION	Q'TY	REMARKS
1	13300-87L00	BODY ASSY, THROTTLE	1	
2	13315-87L00	BRACKET, THROTTLE BODY	1	
3	01550-06507	BOLT	2	
4	01550-06167	BOLT	3	
5	01550-06557	BOLT	2	
6	09160-06084	WASHER (6.5X18X1.6)	1	
7	13510-87L00	ROD, THROTTLE	1	
8	19115-87L00	HOLDER, THROTTLE LEVER	1	
9	19120-87L00	LEVER, THROTTLE	1	
10	19131-95502	CONNECTOR, THROTTLE ROD	1	
11	09140-05005	NUT	1	
12	09160-06046	WASHER (6.5X20X1.5)	1	
13	09180-06186	SPACER (6.2X12.6X21)	1	
14	01550-06357	BOLT	1	
15	01550-08307	BOLT	2	



FIG.163B

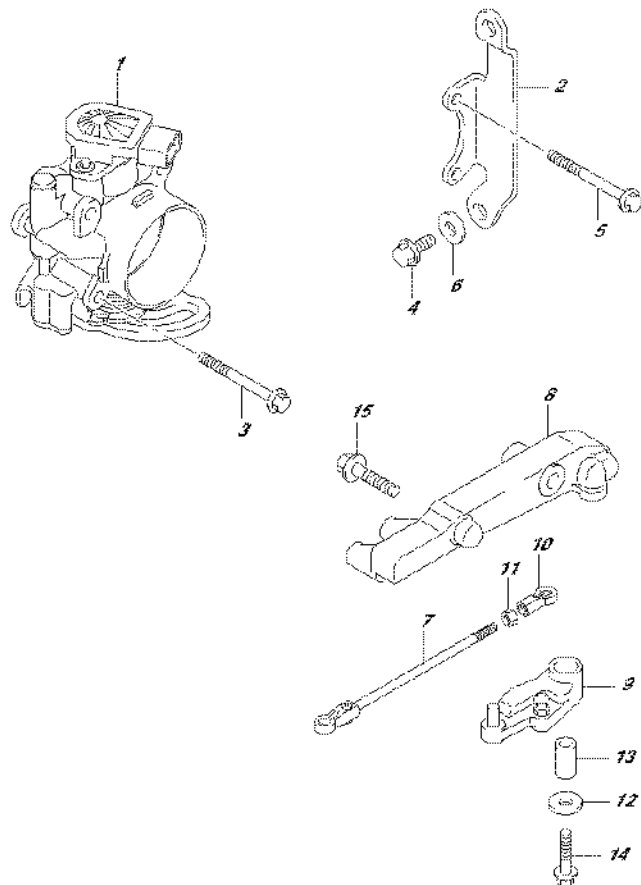


FIG.163B (1-G-3) THROTTLE BODY (DF70A E40)

REF NO.	PART NO.	DESCRIPTION	Q'TY	REMARKS
1	13300-87L00	BODY ASSY, THROTTLE	1	
2	13315-87L00	BRACKET, THROTTLE BODY	1	
3	01550-06507	BOLT	2	
4	01550-06167	BOLT	3	
5	01550-06557	BOLT	2	
6	09160-06084	WASHER (6.5X18X1.6)	1	
7	13510-87L00	ROD, THROTTLE	1	
8	19115-87L00	HOLDER, THROTTLE LEVER	1	
9	19120-87L00	LEVER, THROTTLE	1	
10	19131-95502	CONNECTOR, THROTTLE ROD	1	
11	09140-05005	NUT	1	
12	09160-06046	WASHER (6.5X20X1.5)	1	
13	09180-06186	SPACER (6.2X12.6X21)	1	
14	01550-06357	BOLT	1	
15	01550-08307	BOLT	2	



FIG.163C

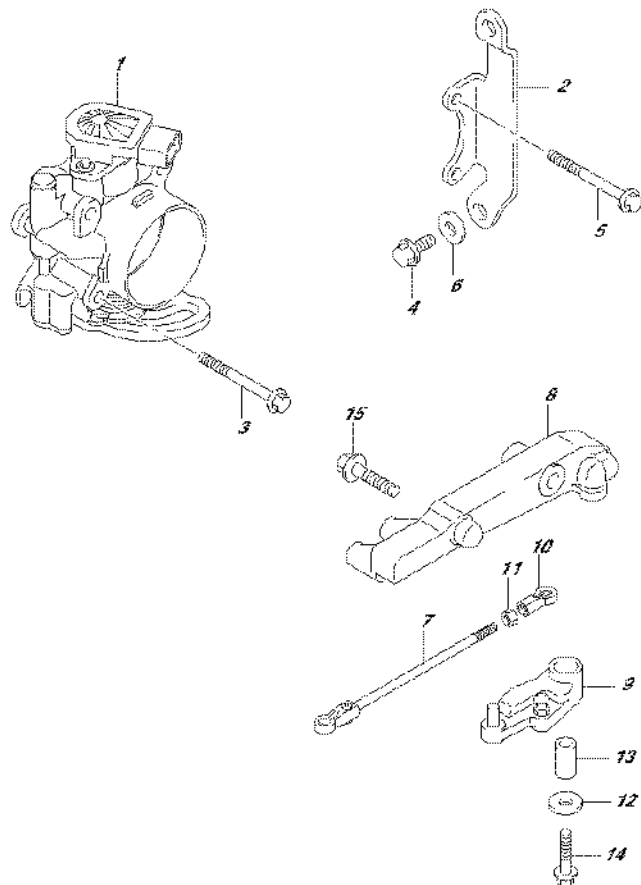


FIG.163C (1-G-4) THROTTLE BODY (DF70ATH E01)

REF NO.	PART NO.	DESCRIPTION	Q'TY	REMARKS
1	13300-87L00	BODY ASSY, THROTTLE	1	
2	13315-87L00	BRACKET, THROTTLE BODY	1	
3	01550-06507	BOLT	2	
4	01550-06167	BOLT	3	
5	01550-06557	BOLT	2	
6	09160-06084	WASHER (6.5X18X1.6)	1	
7	13510-87L00	ROD, THROTTLE	1	
8	19115-87L00	HOLDER, THROTTLE LEVER	1	
9	19120-87L10	LEVER, THROTTLE	1	
10	19131-95502	CONNECTOR, THROTTLE ROD	1	
11	09140-05005	NUT	1	
12	09160-06046	WASHER (6.5X20X1.5)	1	
13	09180-06186	SPACER (6.2X12.6X21)	1	
14	01550-06357	BOLT	1	
15	01550-08307	BOLT	2	



FIG.163D

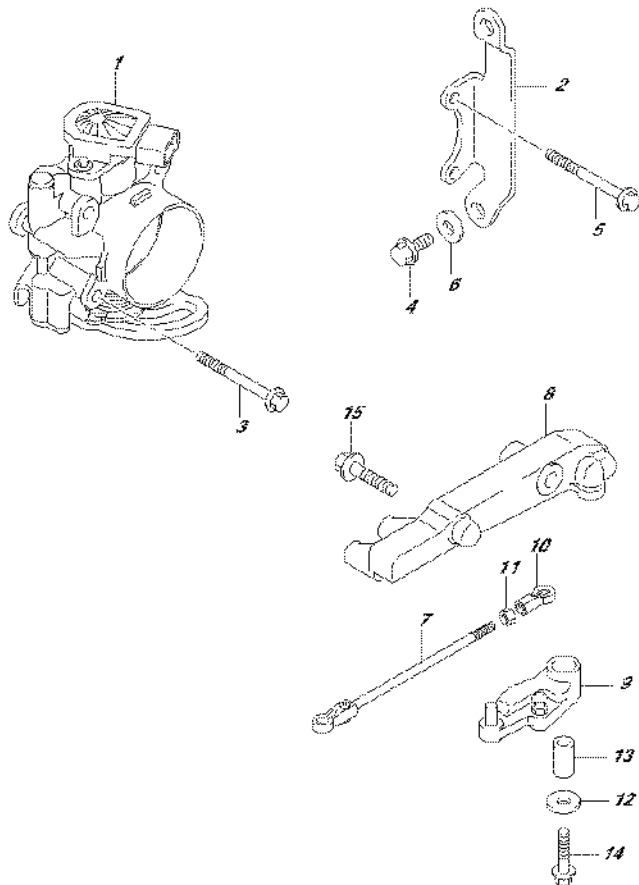


FIG.163D (1-G-5) THROTTLE BODY (DF70ATH E40)

REF NO.	PART NO.	DESCRIPTION	Q'TY	REMARKS
1	13300-87L00	BODY ASSY, THROTTLE	1	
2	13315-87L00	BRACKET, THROTTLE BODY	1	
3	01550-06507	BOLT	2	
4	01550-06167	BOLT	3	
5	01550-06557	BOLT	2	
6	09160-06084	WASHER (6.5X18X1.6)	1	
7	13510-87L00	ROD, THROTTLE	1	
8	19115-87L00	HOLDER, THROTTLE LEVER	1	
9	19120-87L10	LEVER, THROTTLE	1	
10	19131-95502	CONNECTOR, THROTTLE ROD	1	
11	09140-05005	NUT	1	
12	09160-06046	WASHER (6.5X20X1.5)	1	
13	09180-06186	SPACER (6.2X12.6X21)	1	
14	01550-06357	BOLT	1	
15	01550-08307	BOLT	2	



FIG.163E

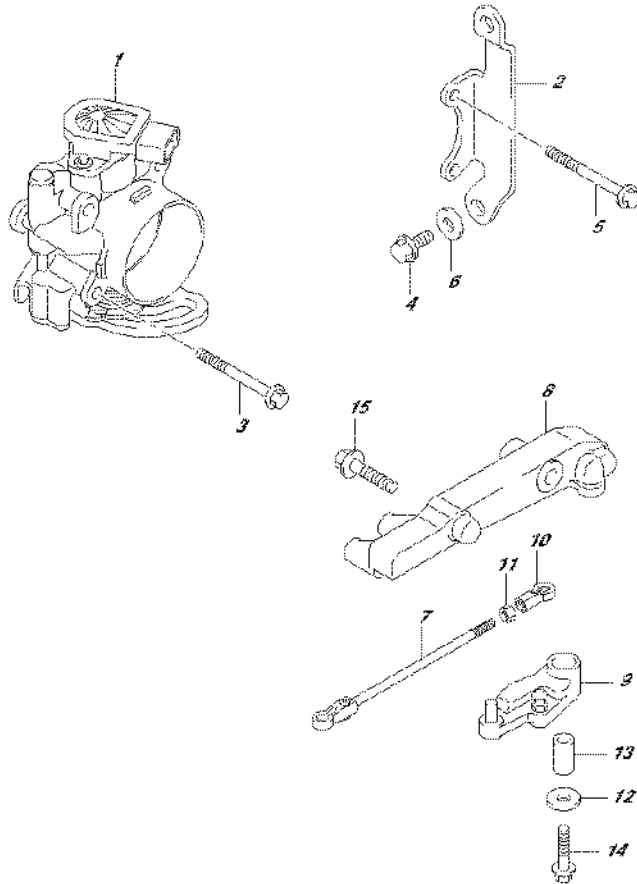


FIG.163E (1-G-6) THROTTLE BODY (DF80A E01)

REF NO.	PART NO.	DESCRIPTION	Q'TY	REMARKS
1	13300-87L00	BODY ASSY, THROTTLE	1	
2	13315-87L00	BRACKET, THROTTLE BODY	1	
3	01550-06507	BOLT	2	
4	01550-06167	BOLT	3	
5	01550-06557	BOLT	2	
6	09160-06084	WASHER (6.5X18X1.6)	1	
7	13510-87L00	ROD, THROTTLE	1	
8	19115-87L00	HOLDER, THROTTLE LEVER	1	
9	19120-87L00	LEVER, THROTTLE	1	
10	19131-95502	CONNECTOR, THROTTLE ROD	1	
11	09140-05005	NUT	1	
12	09160-06046	WASHER (6.5X20X1.5)	1	
13	09180-06186	SPACER (6.2X12.6X21)	1	
14	01550-06357	BOLT	1	
15	01550-08307	BOLT	2	





FIG.163F

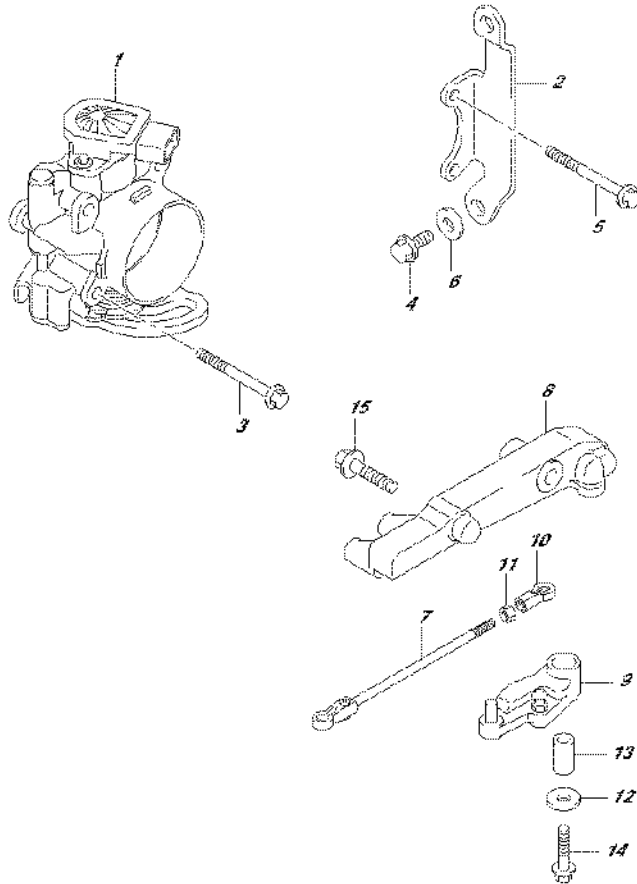


FIG.163F (1-G-7) THROTTLE BODY (DF80A E40)

REF NO.	PART NO.	DESCRIPTION	Q'TY	REMARKS
1	13300-87L00	BODY ASSY, THROTTLE	1	
2	13315-87L00	BRACKET, THROTTLE BODY	1	
3	01550-06507	BOLT	2	
4	01550-06167	BOLT	3	
5	01550-06557	BOLT	2	
6	09160-06084	WASHER (6.5X18X1.6)	1	
7	13510-87L00	ROD, THROTTLE	1	
8	19115-87L00	HOLDER, THROTTLE LEVER	1	
9	19120-87L00	LEVER, THROTTLE	1	
10	19131-95502	CONNECTOR, THROTTLE ROD	1	
11	09140-05005	NUT	1	
12	09160-06046	WASHER (6.5X20X1.5)	1	
13	09180-06186	SPACER (6.2X12.6X21)	1	
14	01550-06357	BOLT	1	
15	01550-08307	BOLT	2	



FIG.163G

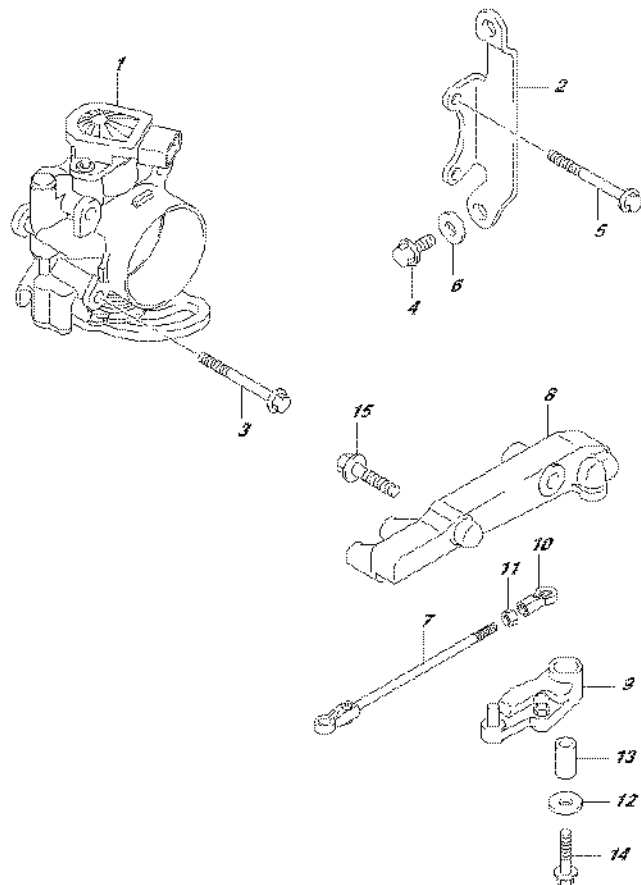


FIG.163G (1-G-8) THROTTLE BODY (DF90A E01)

REF NO.	PART NO.	DESCRIPTION	Q'TY	REMARKS
1	13300-87L00	BODY ASSY, THROTTLE	1	
2	13315-87L00	BRACKET, THROTTLE BODY	1	
3	01550-06507	BOLT	2	
4	01550-06167	BOLT	3	
5	01550-06557	BOLT	2	
6	09160-06084	WASHER (6.5X18X1.6)	1	
7	13510-87L00	ROD, THROTTLE	1	
8	19115-87L00	HOLDER, THROTTLE LEVER	1	
9	19120-87L00	LEVER, THROTTLE	1	
10	19131-95502	CONNECTOR, THROTTLE ROD	1	
11	09140-05005	NUT	1	
12	09160-06046	WASHER (6.5X20X1.5)	1	
13	09180-06186	SPACER (6.2X12.6X21)	1	
14	01550-06357	BOLT	1	
15	01550-08307	BOLT	2	



FIG.163H

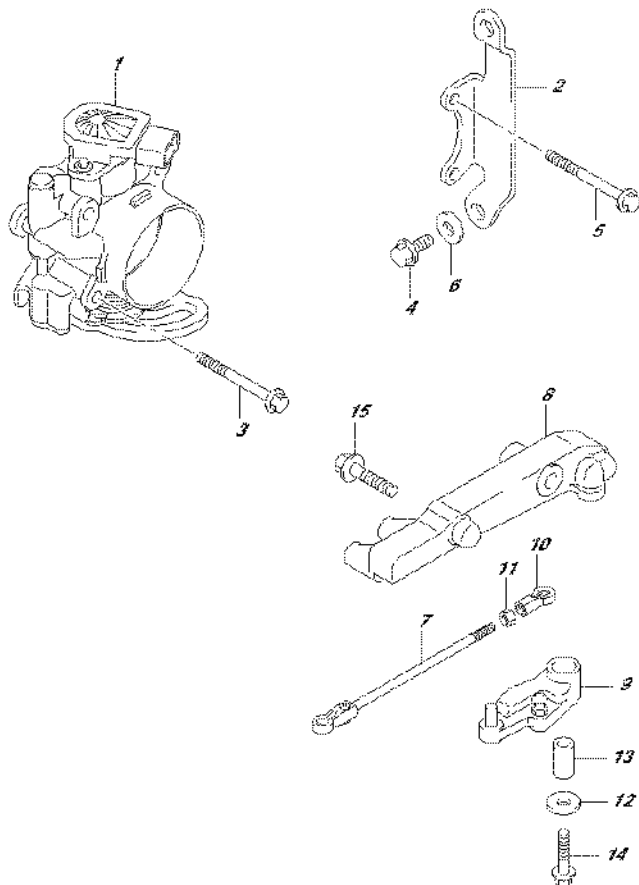


FIG.163H (1-G-9) THROTTLE BODY (DF90A E40)

REF NO.	PART NO.	DESCRIPTION	Q'TY	REMARKS
1	13300-87L00	BODY ASSY, THROTTLE	1	
2	13315-87L00	BRACKET, THROTTLE BODY	1	
3	01550-06507	BOLT	2	
4	01550-06167	BOLT	3	
5	01550-06557	BOLT	2	
6	09160-06084	WASHER (6.5X18X1.6)	1	
7	13510-87L00	ROD, THROTTLE	1	
8	19115-87L00	HOLDER, THROTTLE LEVER	1	
9	19120-87L00	LEVER, THROTTLE	1	
10	19131-95502	CONNECTOR, THROTTLE ROD	1	
11	09140-05005	NUT	1	
12	09160-06046	WASHER (6.5X20X1.5)	1	
13	09180-06186	SPACER (6.2X12.6X21)	1	
14	01550-06357	BOLT	1	
15	01550-08307	BOLT	2	



FIG.163J

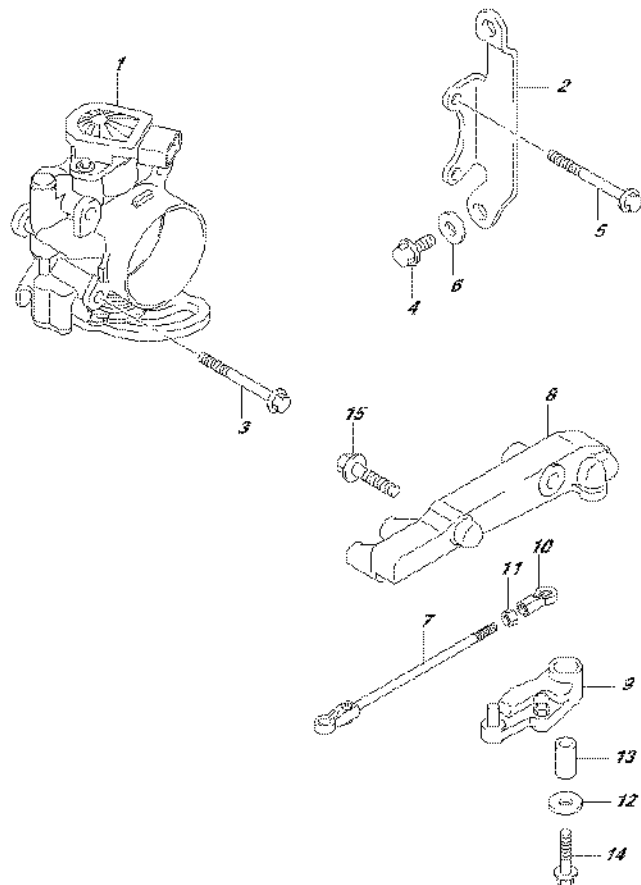


FIG.163J (1-G-10) THROTTLE BODY (DF90ATH E01)

REF NO.	PART NO.	DESCRIPTION	Q'TY	REMARKS
1	13300-87L00	BODY ASSY, THROTTLE	1	
2	13315-87L00	BRACKET, THROTTLE BODY	1	
3	01550-06507	BOLT	2	
4	01550-06167	BOLT	3	
5	01550-06557	BOLT	2	
6	09160-06084	WASHER (6.5X18X1.6)	1	
7	13510-87L00	ROD, THROTTLE	1	
8	19115-87L00	HOLDER, THROTTLE LEVER	1	
9	19120-87L10	LEVER, THROTTLE	1	
10	19131-95502	CONNECTOR, THROTTLE ROD	1	
11	09140-05005	NUT	1	
12	09160-06046	WASHER (6.5X20X1.5)	1	
13	09180-06186	SPACER (6.2X12.6X21)	1	
14	01550-06357	BOLT	1	
15	01550-08307	BOLT	2	



FIG.163K

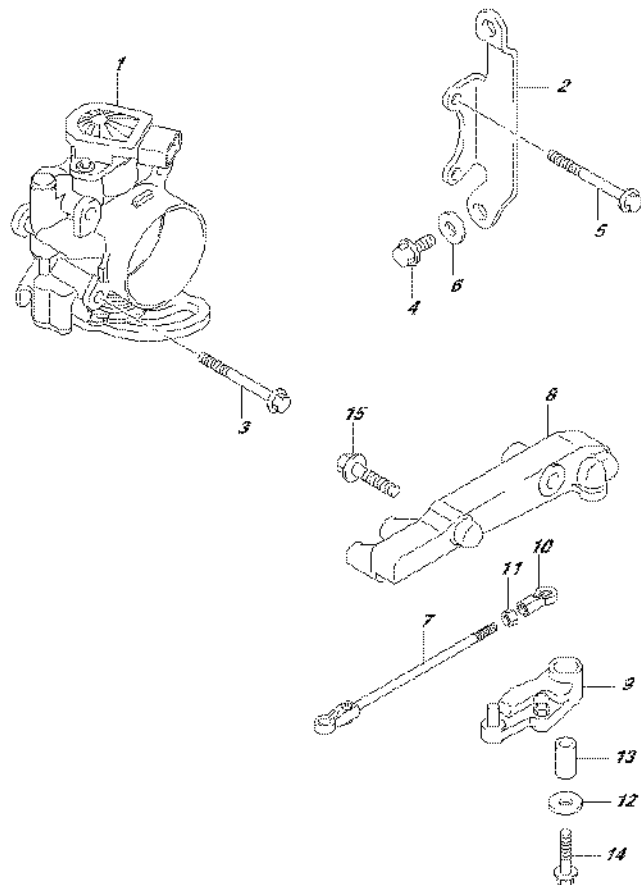


FIG.163K (1-G-11) THROTTLE BODY (DF90ATH E40)

REF NO.	PART NO.	DESCRIPTION	Q'TY	REMARKS
1	13300-87L00	BODY ASSY, THROTTLE	1	
2	13315-87L00	BRACKET, THROTTLE BODY	1	
3	01550-06507	BOLT	2	
4	01550-06167	BOLT	3	
5	01550-06557	BOLT	2	
6	09160-06084	WASHER (6.5X18X1.6)	1	
7	13510-87L00	ROD, THROTTLE	1	
8	19115-87L00	HOLDER, THROTTLE LEVER	1	
9	19120-87L10	LEVER, THROTTLE	1	
10	19131-95502	CONNECTOR, THROTTLE ROD	1	
11	09140-05005	NUT	1	
12	09160-06046	WASHER (6.5X20X1.5)	1	
13	09180-06186	SPACER (6.2X12.6X21)	1	
14	01550-06357	BOLT	1	
15	01550-08307	BOLT	2	



FIG.175A

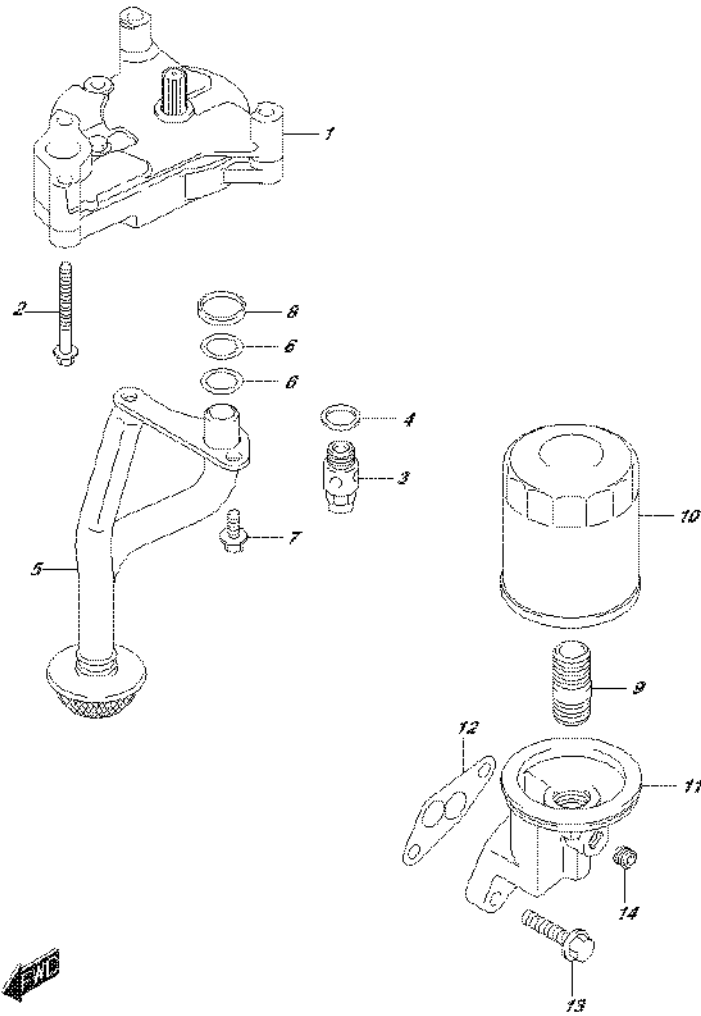


FIG.175A (1-G-12) OIL PUMP

REF NO.	PART NO.	DESCRIPTION	Q'TY	REMARKS
1	16400-87L00	PUMP ASSY, OIL	1	
2	09103-06220	BOLT (6X60)	4	
3	16440-99E00	VALVE ASSY, OIL RELIEF	1	
4	09168-16002	GASKET (16X22X2)	1	
5	16520-87L00	STRAINER, OIL PUMP	1	
6	09280-17002	O RING (D:2.4,ID:16.8)	2	
7	01550-0616A	BOLT	2	
8	16519-87L00	SEAL, ENGINE HOLDER	1	
9	11241-73003	STAND, OIL FILTER	1	
10	16510-61A31	FILTER ASSY, OIL	1	
11	16531-87L00	CASE, OIL FILTER ADAPTER	1	
12	16539-87L00	GASKET, ADAPTER CASE	1	
13	01550-08307	BOLT	2	
14	09246-05006	PLUG (1/8PT,H:5.5)	1	

FIG. 180A

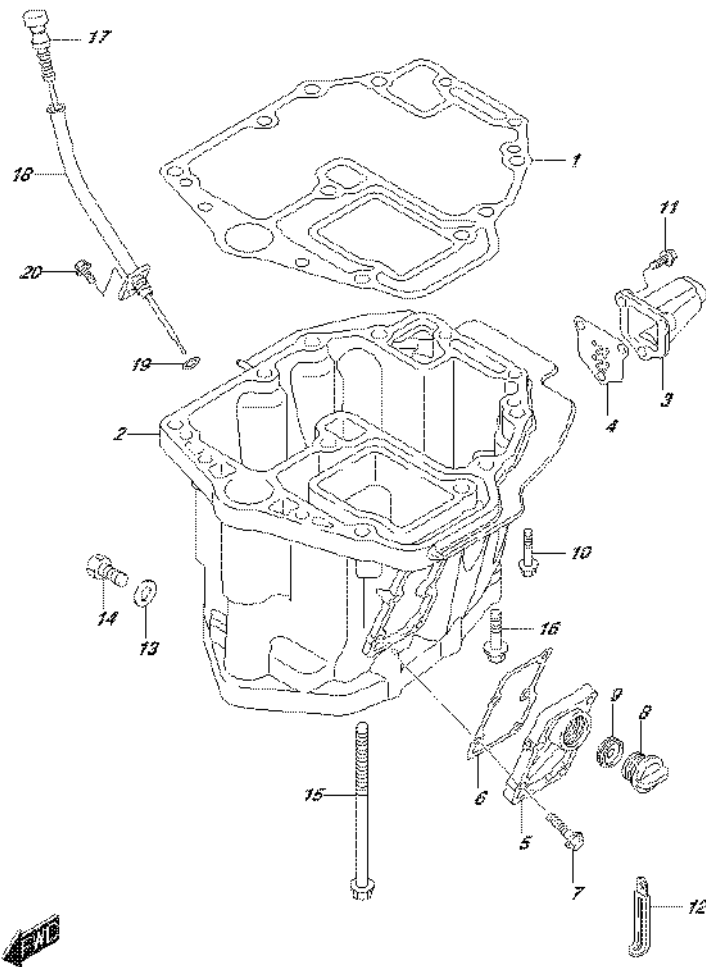


FIG.180A (1-G-13) OIL PAN (DF70A E01)

REF NO.	PART NO.	DESCRIPTION	Q'TY	REMARKS
1	11489-87L00	GASKET, OIL PAN	1	
2-1	11501-87L10-0EP	PAN, OIL (BLACK)	1	
2-2	11501-87L10-Y5S	PAN, OIL (WHITE)	1	
3-1	11541-87L00-0EP	PIPE, EXHAUST (BLACK)	1	
3-2	11541-87L00-Y5S	PIPE, EXHAUST (WHITE)	1	
4	11542-87L00	GASKET, EXHAUST TUBE	1	
5-1	11551-87L00-0EP	COVER, WATER JACKET OIL PAN (BLACK)	1	
5-2	11551-87L00-Y5S	COVER, WATER JACKET OIL PAN (WHITE)	1	
6	11552-87L00	GASKET, OIL PAN WTR JKT COV	1	
7	09116-06121	BOLT (6X25)	5	
8	17913-93J00	PLUG, WATER	1	
9	17914-93J00	GASKET, WATER PLUG	1	
10	09116-08128	BOLT (8X40)	4	
11	29116-93J00	BOLT, EXHAUST PIPE	3	
12	29404-93J10	CLAMP, SPEEDOMETER HOSE	1	
13	09168-12012	GASKET (12.5X20X2.5)	1	
14	09248-12009	PLUG (12X18.65)	1	
15	09116-10129	BOLT (10X160)	6	
16	09116-10176	BOLT (10X44)	2	
17	16910-87L00	GAUGE, OIL LEVEL	1	
18	16930-87L00	GUIDE, OIL LEVEL GAUGE	1	
19	09280-09008	O RING (D:2.1,ID:8.8)	1	
20	01550-06127	BOLT	1	

FIG.180B

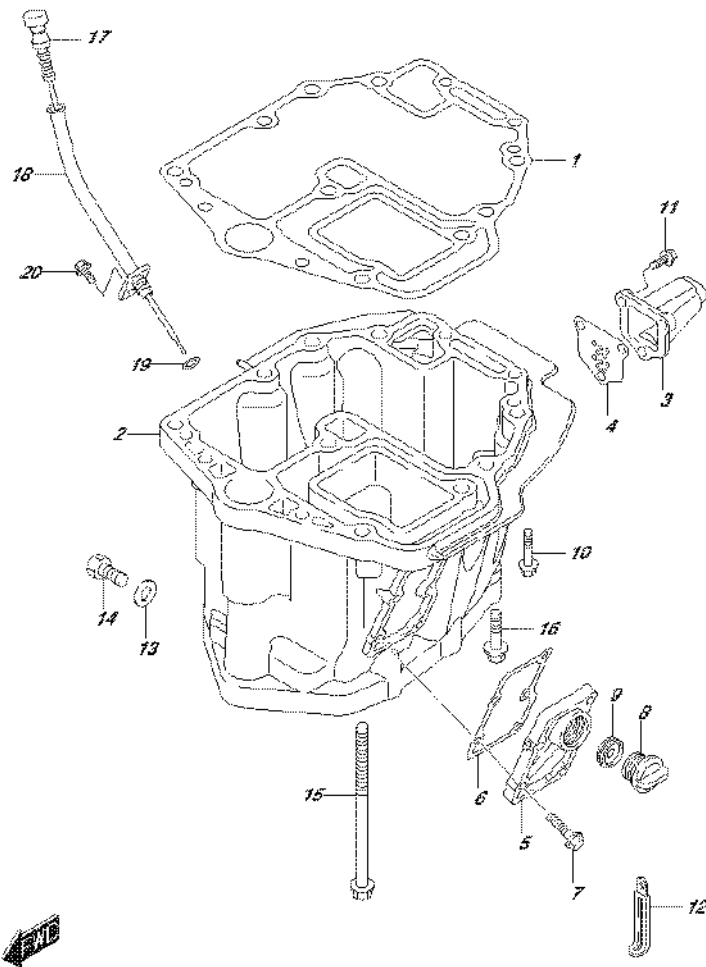


FIG.180B (1-G-14) OIL PAN (DF70A E40)

REF NO.	PART NO.	DESCRIPTION	Q'TY	REMARKS
1	11489-87L00	GASKET, OIL PAN	1	
2-1	11501-87L10-0EP	PAN, OIL (BLACK)	1	
2-2	11501-87L10-Y5S	PAN, OIL (WHITE)	1	
3-1	11541-87L00-0EP	PIPE, EXHAUST (BLACK)	1	
3-2	11541-87L00-Y5S	PIPE, EXHAUST (WHITE)	1	
4	11542-87L00	GASKET, EXHAUST TUBE	1	
5-1	11551-87L00-0EP	COVER, WATER JACKET OIL PAN (BLACK)	1	
5-2	11551-87L00-Y5S	COVER, WATER JACKET OIL PAN (WHITE)	1	
6	11552-87L00	GASKET, OIL PAN WTR JKT COV	1	
7	09116-06121	BOLT (6X25)	5	
8	17913-93J00	PLUG, WATER	1	
9	17914-93J00	GASKET, WATER PLUG	1	
10	09116-08128	BOLT (8X40)	4	
11	29116-93J00	BOLT, EXHAUST PIPE	3	
12	29404-93J10	CLAMP, SPEEDOMETER HOSE	1	
13	09168-12012	GASKET (12.5X20X2.5)	1	
14	09248-12009	PLUG (12X18.65)	1	
15	09116-10129	BOLT (10X160)	6	
16	09116-10176	BOLT (10X44)	2	
17	16910-87L00	GAUGE, OIL LEVEL	1	
18	16930-87L00	GUIDE, OIL LEVEL GAUGE	1	
19	09280-09008	O RING (D:2.1,ID:8.8)	1	
20	01550-06127	BOLT	1	



FIG.180C

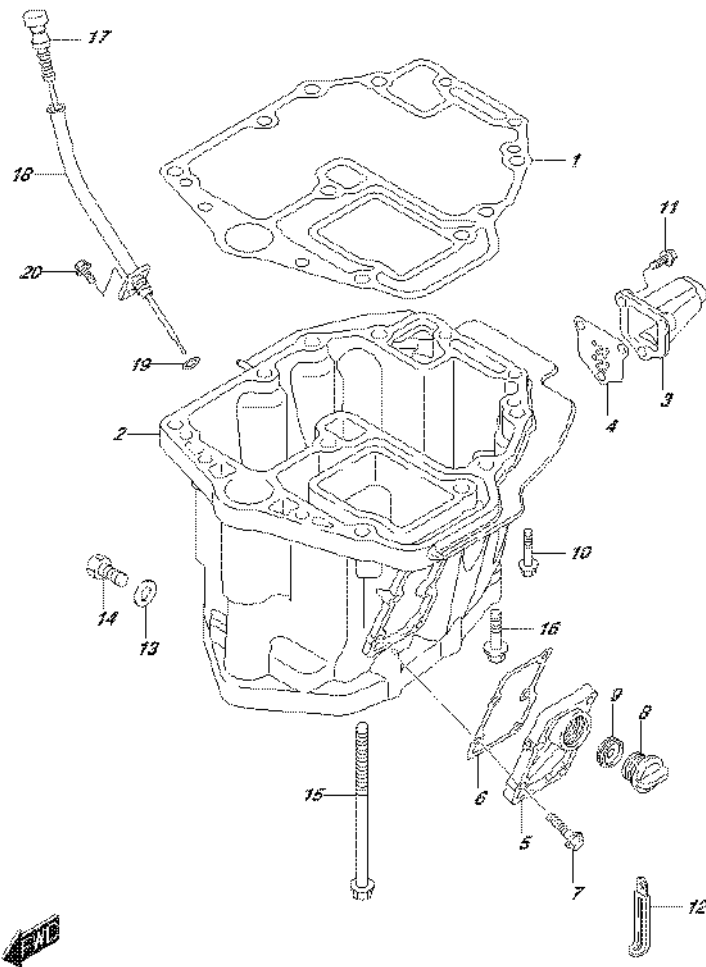


FIG.180C (1-G-15) OIL PAN (DF70ATH E01)

REF NO.	PART NO.	DESCRIPTION	Q'TY	REMARKS
1	11489-87L00	GASKET, OIL PAN	1	
2	11501-87L10-0EP	PAN, OIL (BLACK)	1	
3	11541-87L00-0EP	PIPE, EXHAUST (BLACK)	1	
4	11542-87L00	GASKET, EXHAUST TUBE	1	
5	11551-87L00-0EP	COVER, WATER JACKET OIL PAN (BLACK)	1	
6	11552-87L00	GASKET, OIL PAN WTR JKT COV	1	
7	09116-06121	BOLT (6X25)	5	
8	17913-93J00	PLUG, WATER	1	
9	17914-93J00	GASKET, WATER PLUG	1	
10	09116-08128	BOLT (8X40)	4	
11	29116-93J00	BOLT, EXHAUST PIPE	3	
12	29404-93J10	CLAMP, SPEEDOMETER HOSE	1	
13	09168-12012	GASKET (12.5X20X2.5)	1	
14	09248-12009	PLUG (12X18.65)	1	
15	09116-10129	BOLT (10X160)	6	
16	09116-10176	BOLT (10X44)	2	
17	16910-87L00	GAUGE, OIL LEVEL	1	
18	16930-87L00	GUIDE, OIL LEVEL GAUGE	1	
19	09280-09008	O RING (D:2.1, ID:8.8)	1	
20	01550-06127	BOLT	1	

FIG.180D

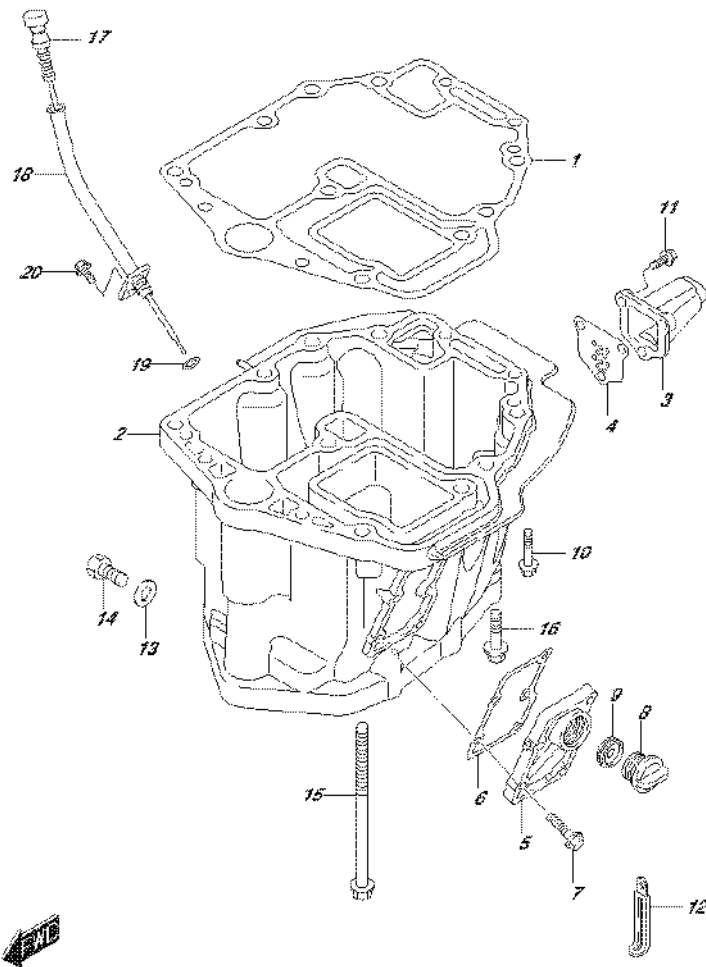
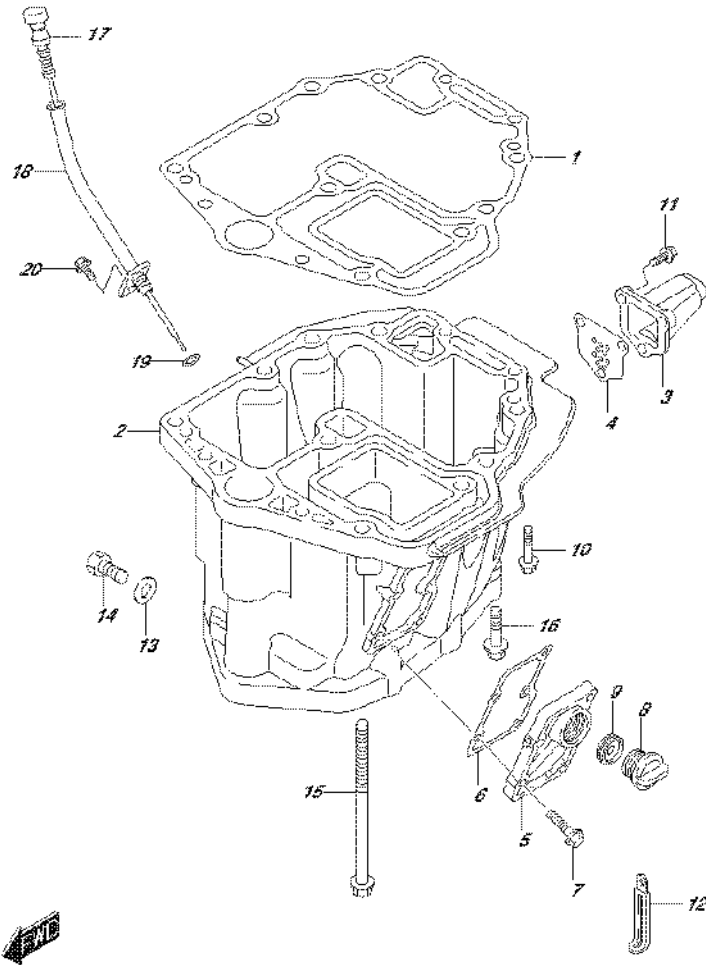


FIG.180D (1-H-2) OIL PAN (DF70ATH E40)

REF NO.	PART NO.	DESCRIPTION	Q'TY	REMARKS
1	11489-87L00	GASKET, OIL PAN	1	
2	11501-87L10-0EP	PAN, OIL (BLACK)	1	
3	11541-87L00-0EP	PIPE, EXHAUST (BLACK)	1	
4	11542-87L00	GASKET, EXHAUST TUBE	1	
5	11551-87L00-0EP	COVER, WATER JACKET OIL PAN (BLACK)	1	
6	11552-87L00	GASKET, OIL PAN WTR JKT COV	1	
7	09116-06121	BOLT (6X25)	5	
8	17913-93J00	PLUG, WATER	1	
9	17914-93J00	GASKET, WATER PLUG	1	
10	09116-08128	BOLT (8X40)	4	
11	29116-93J00	BOLT, EXHAUST PIPE	3	
12	29404-93J10	CLAMP, SPEEDOMETER HOSE	1	
13	09168-12012	GASKET (12.5X20X2.5)	1	
14	09248-12009	PLUG (12X18.65)	1	
15	09116-10129	BOLT (10X160)	6	
16	09116-10176	BOLT (10X44)	2	
17	16910-87L00	GAUGE, OIL LEVEL	1	
18	16930-87L00	GUIDE, OIL LEVEL GAUGE	1	
19	09280-09008	O RING (D:2.1,ID:8.8)	1	
20	01550-06127	BOLT	1	

FIG.180E



DF90A\_E01\_016\_180E  
OIL PAN

FIG.180E (1-H-3) OIL PAN (DF80A E01)

REF NO.	PART NO.	DESCRIPTION	Q'TY	REMARKS
1	11489-87L00	GASKET, OIL PAN	1	
2	11501-87L10-0EP	PAN, OIL (BLACK)	1	
3	11541-87L00-0EP	PIPE, EXHAUST (BLACK)	1	
4	11542-87L00	GASKET, EXHAUST TUBE	1	
5	11551-87L00-0EP	COVER, WATER JACKET OIL PAN (BLACK)	1	
6	11552-87L00	GASKET, OIL PAN WTR JKT COV	1	
7	09116-06121	BOLT (6X25)	5	
8	17913-93J00	PLUG, WATER	1	
9	17914-93J00	GASKET, WATER PLUG	1	
10	09116-08128	BOLT (8X40)	4	
11	29116-93J00	BOLT, EXHAUST PIPE	3	
12	29404-93J10	CLAMP, SPEEDOMETER HOSE	1	
13	09168-12012	GASKET (12.5X20X2.5)	1	
14	09248-12009	PLUG (12X18.65)	1	
15	09116-10129	BOLT (10X160)	6	
16	09116-10176	BOLT (10X44)	2	
17	16910-87L00	GAUGE, OIL LEVEL	1	
18	16930-87L00	GUIDE, OIL LEVEL GAUGE	1	
19	09280-09008	O RING (D:2.1,ID:8.8)	1	
20	01550-06127	BOLT	1	

DF90A\_E01\_016

FIG.180F

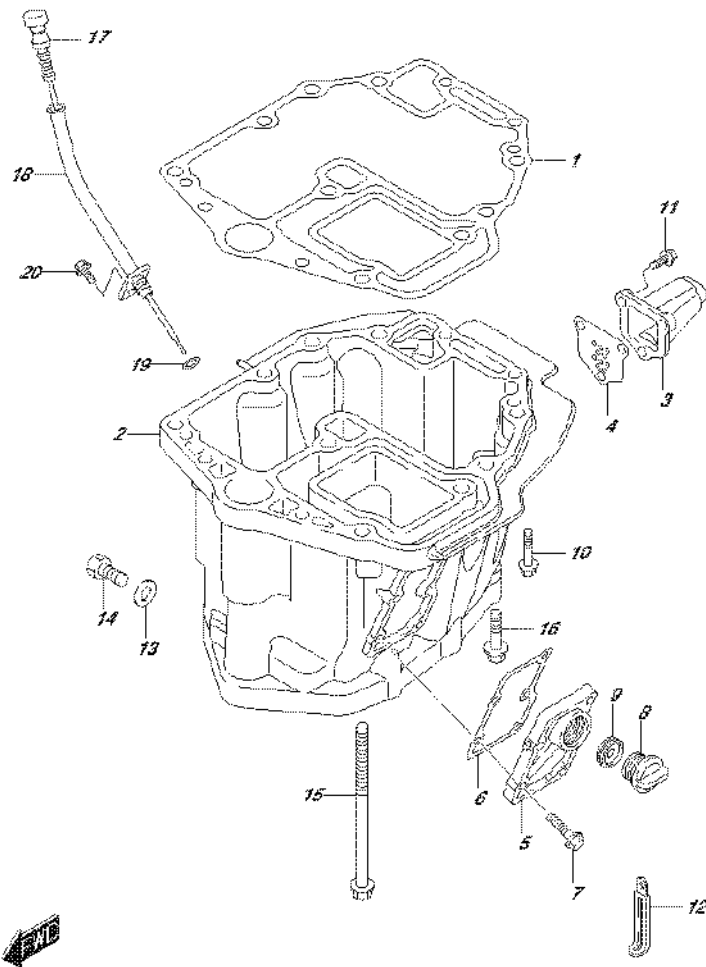
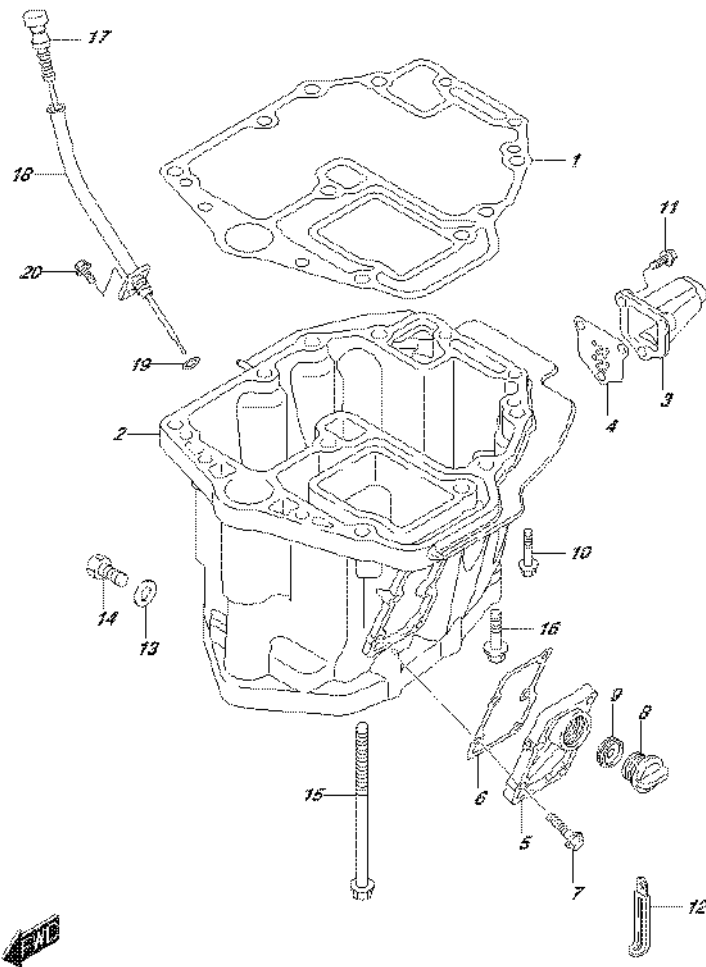


FIG.180F (1-H-4) OIL PAN (DF80A E40)

REF NO.	PART NO.	DESCRIPTION	Q'TY	REMARKS
1	11489-87L00	GASKET, OIL PAN	1	
2	11501-87L10-0EP	PAN, OIL (BLACK)	1	
3	11541-87L00-0EP	PIPE, EXHAUST (BLACK)	1	
4	11542-87L00	GASKET, EXHAUST TUBE	1	
5	11551-87L00-0EP	COVER, WATER JACKET OIL PAN (BLACK)	1	
6	11552-87L00	GASKET, OIL PAN WTR JKT COV	1	
7	09116-06121	BOLT (6X25)	5	
8	17913-93J00	PLUG, WATER	1	
9	17914-93J00	GASKET, WATER PLUG	1	
10	09116-08128	BOLT (8X40)	4	
11	29116-93J00	BOLT, EXHAUST PIPE	3	
12	29404-93J10	CLAMP, SPEEDOMETER HOSE	1	
13	09168-12012	GASKET (12.5X20X2.5)	1	
14	09248-12009	PLUG (12X18.65)	1	
15	09116-10129	BOLT (10X160)	6	
16	09116-10176	BOLT (10X44)	2	
17	16910-87L00	GAUGE, OIL LEVEL	1	
18	16930-87L00	GUIDE, OIL LEVEL GAUGE	1	
19	09280-09008	O RING (D:2.1,ID:8.8)	1	
20	01550-06127	BOLT	1	

FIG.180G



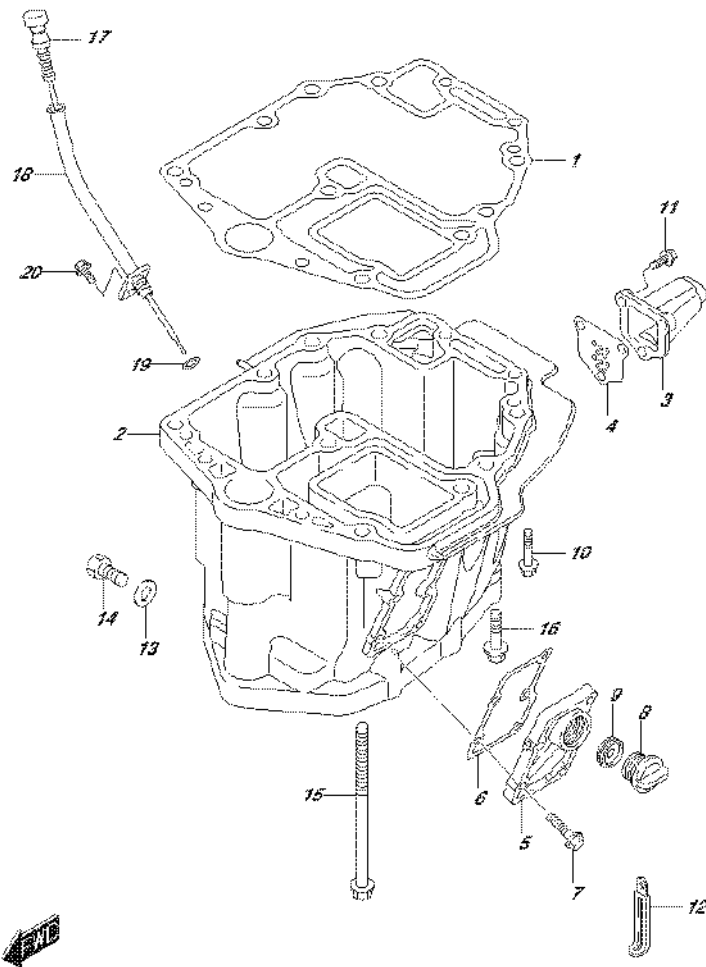
DF90A\_E01\_016\_180G  
OIL PAN

FIG.180G (1-H-5) OIL PAN (DF90A E01)

REF NO.	PART NO.	DESCRIPTION	Q'TY	REMARKS
1	11489-87L00	GASKET, OIL PAN	1	
2-1	11501-87L10-0EP	PAN, OIL (BLACK)	1	
2-2	11501-87L10-Y5S	PAN, OIL (WHITE)	1	
3-1	11541-87L00-0EP	PIPE, EXHAUST (BLACK)	1	
3-2	11541-87L00-Y5S	PIPE, EXHAUST (WHITE)	1	
4	11542-87L00	GASKET, EXHAUST TUBE	1	
5-1	11551-87L00-0EP	COVER, WATER JACKET OIL PAN (BLACK)	1	
5-2	11551-87L00-Y5S	COVER, WATER JACKET OIL PAN (WHITE)	1	
6	11552-87L00	GASKET, OIL PAN WTR JKT COV	1	
7	09116-06121	BOLT (6X25)	5	
8	17913-93J00	PLUG, WATER	1	
9	17914-93J00	GASKET, WATER PLUG	1	
10	09116-08128	BOLT (8X40)	4	
11	29116-93J00	BOLT, EXHAUST PIPE	3	
12	29404-93J10	CLAMP, SPEEDOMETER HOSE	1	
13	09168-12012	GASKET (12.5X20X2.5)	1	
14	09248-12009	PLUG (12X18.65)	1	
15	09116-10129	BOLT (10X160)	6	
16	09116-10176	BOLT (10X44)	2	
17	16910-87L00	GAUGE, OIL LEVEL	1	
18	16930-87L00	GUIDE, OIL LEVEL GAUGE	1	
19	09280-09008	O RING (D:2.1,ID:8.8)	1	
20	01550-06127	BOLT	1	

DF90A\_E01\_016

FIG.180H



DF90A\_E01\_016\_1001  
OIL PAN

FIG.180H (1-H-6) OIL PAN (DF90A E40)

REF NO.	PART NO.	DESCRIPTION	Q'TY	REMARKS
1	11489-87L00	GASKET, OIL PAN	1	
2-1	11501-87L10-0EP	PAN, OIL (BLACK)	1	
2-2	11501-87L10-Y5S	PAN, OIL (WHITE)	1	
3-1	11541-87L00-0EP	PIPE, EXHAUST (BLACK)	1	
3-2	11541-87L00-Y5S	PIPE, EXHAUST (WHITE)	1	
4	11542-87L00	GASKET, EXHAUST TUBE	1	
5-1	11551-87L00-0EP	COVER, WATER JACKET OIL PAN (BLACK)	1	
5-2	11551-87L00-Y5S	COVER, WATER JACKET OIL PAN (WHITE)	1	
6	11552-87L00	GASKET, OIL PAN WTR JKT COV	1	
7	09116-06121	BOLT (6X25)	5	
8	17913-93J00	PLUG, WATER	1	
9	17914-93J00	GASKET, WATER PLUG	1	
10	09116-08128	BOLT (8X40)	4	
11	29116-93J00	BOLT, EXHAUST PIPE	3	
12	29404-93J10	CLAMP, SPEEDOMETER HOSE	1	
13	09168-12012	GASKET (12.5X20X2.5)	1	
14	09248-12009	PLUG (12X18.65)	1	
15	09116-10129	BOLT (10X160)	6	
16	09116-10176	BOLT (10X44)	2	
17	16910-87L00	GAUGE, OIL LEVEL	1	
18	16930-87L00	GUIDE, OIL LEVEL GAUGE	1	
19	09280-09008	O RING (D:2.1,ID:8.8)	1	
20	01550-06127	BOLT	1	

DF90A\_E01\_016

FIG.180J

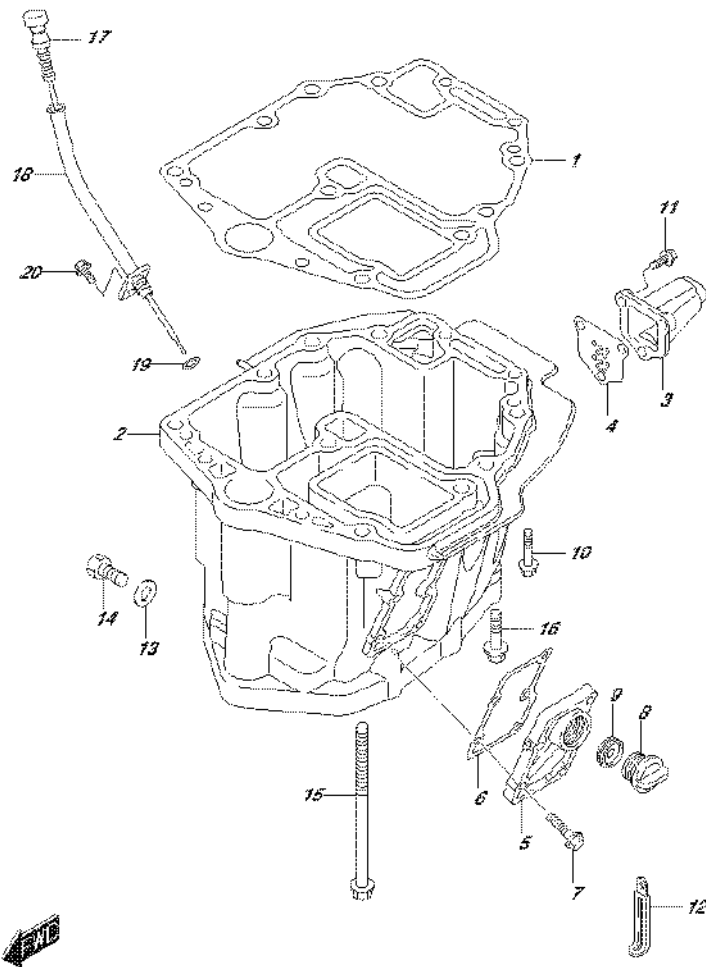


FIG.180J (1-H-7) OIL PAN (DF90ATH E01)

REF NO.	PART NO.	DESCRIPTION	Q'TY	REMARKS
1	11489-87L00	GASKET, OIL PAN	1	
2	11501-87L10-0EP	PAN, OIL (BLACK)	1	
3	11541-87L00-0EP	PIPE, EXHAUST (BLACK)	1	
4	11542-87L00	GASKET, EXHAUST TUBE	1	
5	11551-87L00-0EP	COVER, WATER JACKET OIL PAN (BLACK)	1	
6	11552-87L00	GASKET, OIL PAN WTR JKT COV	1	
7	09116-06121	BOLT (6X25)	5	
8	17913-93J00	PLUG, WATER	1	
9	17914-93J00	GASKET, WATER PLUG	1	
10	09116-08128	BOLT (8X40)	4	
11	29116-93J00	BOLT, EXHAUST PIPE	3	
12	29404-93J10	CLAMP, SPEEDOMETER HOSE	1	
13	09168-12012	GASKET (12.5X20X2.5)	1	
14	09248-12009	PLUG (12X18.65)	1	
15	09116-10129	BOLT (10X160)	6	
16	09116-10176	BOLT (10X44)	2	
17	16910-87L00	GAUGE, OIL LEVEL	1	
18	16930-87L00	GUIDE, OIL LEVEL GAUGE	1	
19	09280-09008	O RING (D:2.1,ID:8.8)	1	
20	01550-06127	BOLT	1	

FIG.180K

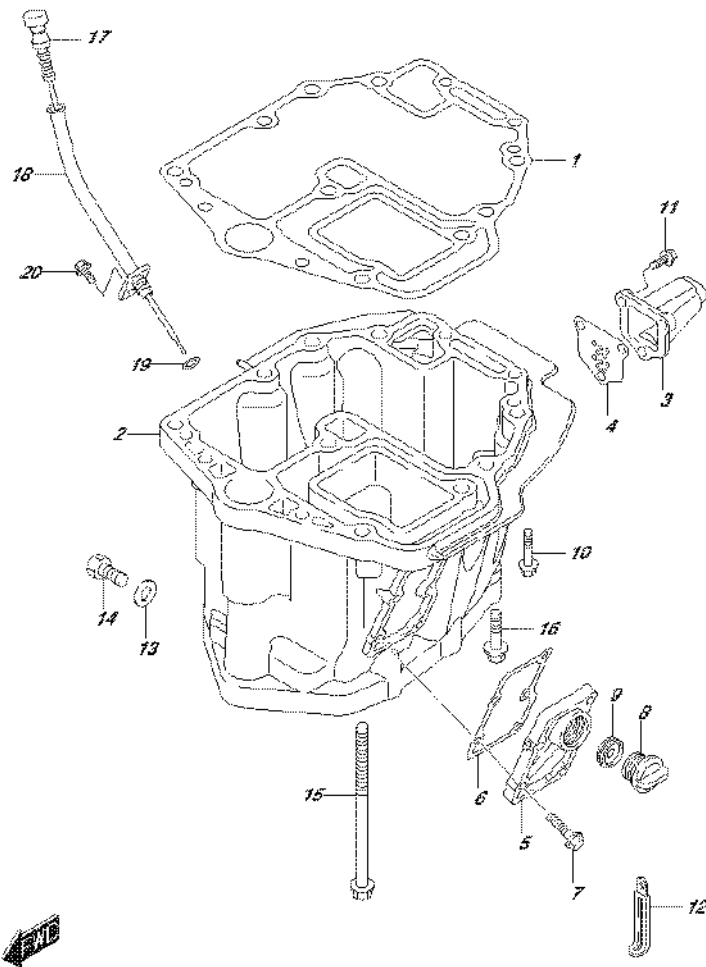
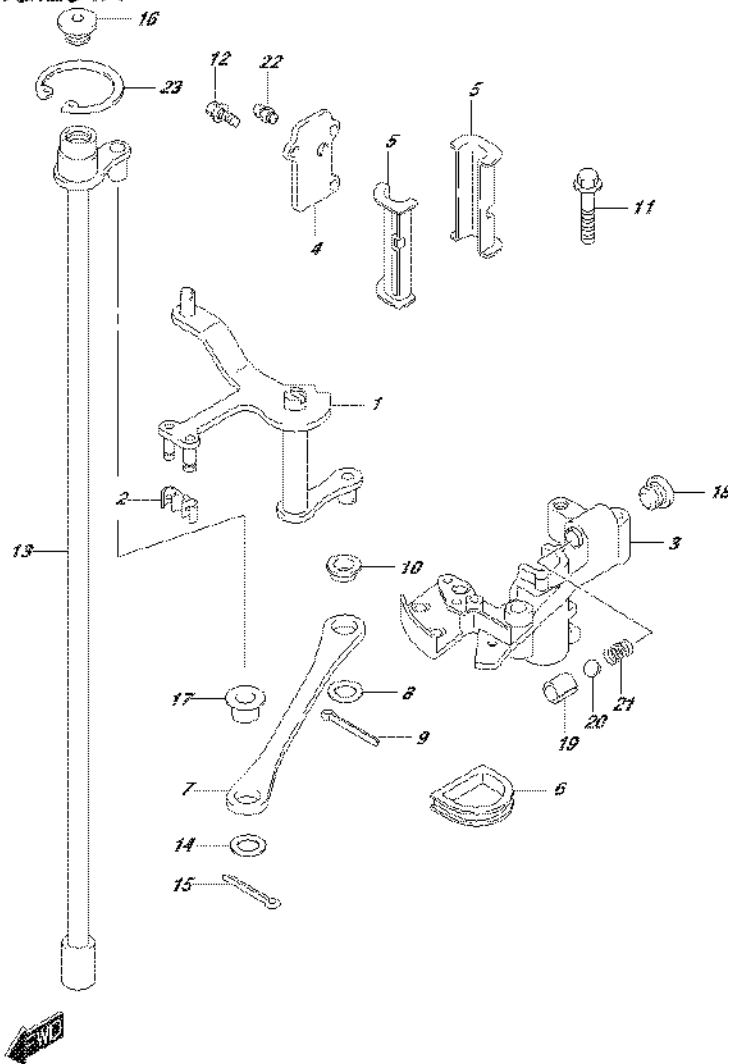


FIG.180K (1-H-8) OIL PAN (DF90ATH E40)

REF NO.	PART NO.	DESCRIPTION	Q'TY	REMARKS
1	11489-87L00	GASKET, OIL PAN	1	
2	11501-87L10-0EP	PAN, OIL (BLACK)	1	
3	11541-87L00-0EP	PIPE, EXHAUST (BLACK)	1	
4	11542-87L00	GASKET, EXHAUST TUBE	1	
5	11551-87L00-0EP	COVER, WATER JACKET OIL PAN (BLACK)	1	
6	11552-87L00	GASKET, OIL PAN WTR JKT COV	1	
7	09116-06121	BOLT (6X25)	5	
8	17913-93J00	PLUG, WATER	1	
9	17914-93J00	GASKET, WATER PLUG	1	
10	09116-08128	BOLT (8X40)	4	
11	29116-93J00	BOLT, EXHAUST PIPE	3	
12	29404-93J10	CLAMP, SPEEDOMETER HOSE	1	
13	09168-12012	GASKET (12.5X20X2.5)	1	
14	09248-12009	PLUG (12X18.65)	1	
15	09116-10129	BOLT (10X160)	6	
16	09116-10176	BOLT (10X44)	2	
17	16910-87L00	GAUGE, OIL LEVEL	1	
18	16930-87L00	GUIDE, OIL LEVEL GAUGE	1	
19	09280-09008	O RING (D:2.1,ID:8.8)	1	
20	01550-06127	BOLT	1	



FIG.204A



DF90A\_E01\_016\_204A  
CLUTCH SHAFT

FIG.204A (1-H-9) CLUTCH SHAFT

REF NO.	PART NO.	DESCRIPTION	Q'TY	REMARKS
1	21110-87L01	LEVER, CLUTCH	1	
2	21131-93J00	BUSH, CLUTCH LEVER	1	
3	21151-87L00	HOLDER, CLUTCH LEVER	1	
4	21152-87L00	PLATE, CLUTCH HOLDER	1	
5	21153-87L00	BUSH, CLUTCH LEVER	2	
6	21157-87L00	SEAL, CLUTCH HOLDER	1	
7	23115-87L00	LINK, CLUTCH LEVER	1	
8	09160-09019	WASHER (9.2X16X1)	1	
9	09204-01006	PIN	1	
10	09307-09002	BUSH	1	
11	01550-06407	BOLT	2	
12	09116-05010	BOLT (5X12)	3	
13	21210-87L01	SHAFT, CLUTCH	1	
14	09160-09019	WASHER (9.2X16X1)	1	
15	09204-01006	PIN	1	
16	09248-12011	PLUG (12X9)	1	
17	09307-09002	BUSH	1	
18	11118-95J00	PLUG, NOTCH SPRING	1	
19	09205-10008	SPRING PIN (10.2X13)	1	
20	09260-10005	BALL	1	
21	09440-07071	SPRING	1	
22	22511-99011	NIPPLE, GREASE	1	
23	08331-41359	CIRCLIP	1	

DF90A\_E01\_016

FIG.206A

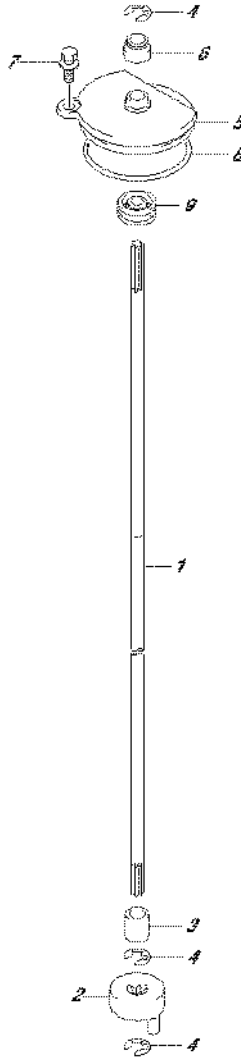


FIG.206A (1-H-10) CLUTCH ROD

REF NO.	PART NO.	DESCRIPTION	Q'TY	REMARKS
1-1	25111-87L00	ROD, SHIFT (L)	1	W/TRANSOM(L)
1-2	25111-87L10	ROD, SHIFT (X)	1	W/TRANSOM(X)
2	25131-87L01	YOKE, SHIFTER	1	
3	25232-96302	MAGNET, GEAR CASE	1	
4	08332-1107A	E RING	3	
5	25141-87L00	HOUSING, SHIFT ROD GUIDE	1	
6	25223-94400	COVER, GUIDE HSG OIL SEAL	1	
7	29116-93J00	BOLT, SHIFT ROD HSG (6X20)	1	
8	09280-55006	O RING (D:3.4 ID:53.4)	1	
9	09282-08005	OIL SEAL (8X22X7)	1	



FIG.220A

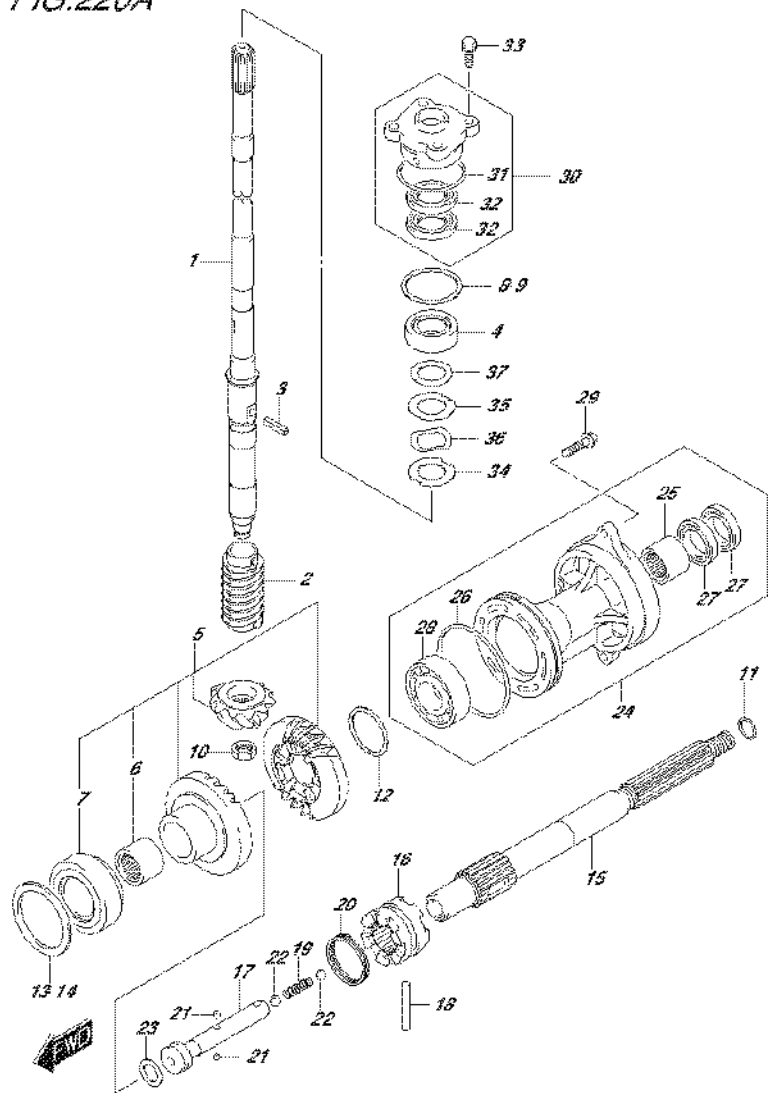


FIG.220A (1-H-11) TRANSMISSION (DF70A E01)

REF NO.	PART NO.	DESCRIPTION	Q'TY	REMARKS
1-1	57110-87L20	SHAFT ASSY, DRIVE (L)	1	W/TRANSOM(L)
1-2	57110-87L30	SHAFT ASSY, DRIVE (X)	1	W/TRANSOM(X)
2	57133-87L01	COLLAR, DRIVE SHAFT	1	
3	09205-05011	SPRING PIN (5X14)	1	
4	09265-25046	BEARING (25X52X19.25)	1	
5	57300-87880	PINION/GEAR SET	1	
6	09263-25067	.BEARING (25X32X26)	1	
7	09265-40003	.BEARING (40X75X26)	1	
8	57500-87873	SHIM SET, DRIVE SHAFT	1	
9-1	09181-40186	.SHIM (T:0.50)	1	
9-2	09181-41002	.SHIM (T:0.55)	1	
9-3	09181-41003	.SHIM (T:0.60)	1	
9-4	09181-41004	.SHIM (T:0.65)	1	
9-5	09181-41005	.SHIM (T:0.70)	1	
9-6	09181-41006	.SHIM (T:0.75)	1	
9-7	09181-40190	.SHIM (T:0.80)	1	
9-8	09181-41008	.SHIM (T:0.85)	1	
9-9	09181-41009	.SHIM (T:0.90)	1	
9-10	09181-41010	.SHIM (T:0.95)	1	
9-11	09181-40195	.SHIM (T:1.00)	1	
9-12	09181-41012	.SHIM (T:1.05)	1	
9-13	09181-41013	.SHIM (T:1.10)	1	
9-14	09181-41014	.SHIM (T:1.15)	1	
10	09140-14024	NUT	1	
11-1	09181-25130	SHIM (T:0.50)	1	PROP SHAFT REV THRUST
11-2	09181-25139	SHIM (T:1.00)	1	PROP SHAFT REV THRUST
11-3	09181-25143	SHIM (T:1.09)	1	PROP SHAFT REV THRUST
11-4	09181-25149	SHIM (T:1.21)	1	PROP SHAFT REV THRUST
11-5	09181-25153	SHIM (T:1.30)	1	PROP SHAFT REV THRUST
11-6	09181-25072	SHIM (T:1.40)	1	PROP SHAFT REV THRUST
11-7	09181-25073	SHIM (T:1.50)	1	PROP SHAFT REV THRUST
11-8	09181-25074	SHIM (T:1.60)	1	PROP SHAFT REV THRUST
11-9	09181-25075	SHIM (T:1.70)	1	PROP SHAFT REV THRUST

FIG.220A

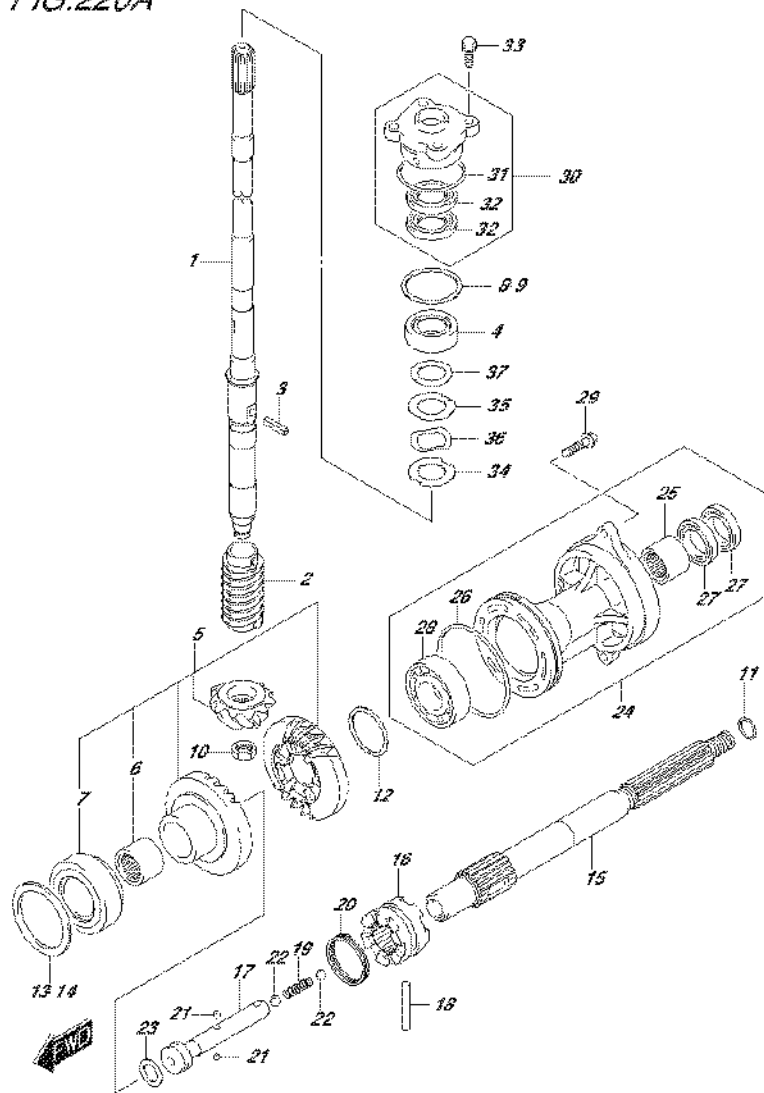


FIG.220A (1-H-12) TRANSMISSION (DF70A E01)

REF NO.	PART NO.	DESCRIPTION	Q'TY	REMARKS
12-1	09181-40018	SHIM (T:0.55)	1	REV GEAR
12-2	09181-40004	SHIM (T:0.60)	1	REV GEAR
12-3	09181-40005	SHIM (T:0.65)	1	REV GEAR
12-4	09181-40006	SHIM (T:0.70)	1	REV GEAR
12-5	09181-40007	SHIM (T:0.75)	1	REV GEAR
12-6	09181-40008	SHIM (T:0.80)	1	REV GEAR
12-7	09181-40009	SHIM (T:0.85)	1	REV GEAR
12-8	09181-40010	SHIM (T:0.90)	1	REV GEAR
12-9	09181-40011	SHIM (T:0.95)	1	REV GEAR
12-10	09181-40012	SHIM (T:1.00)	1	REV GEAR
12-11	09181-40013	SHIM (T:1.05)	1	REV GEAR
13	57500-87882	SHIM SET, FORWARD GEAR	1	FWD GEAR
14-1	09181-64002	.SHIM (T:0.55)	1	FWD GEAR
14-2	09181-64003	.SHIM (T:0.60)	1	FWD GEAR
14-3	09181-64004	.SHIM (T:0.65)	1	FWD GEAR
14-4	09181-64005	.SHIM (T:0.70)	1	FWD GEAR
14-5	09181-64006	.SHIM (T:0.75)	1	FWD GEAR
14-6	09181-64007	.SHIM (T:0.80)	1	FWD GEAR
14-7	09181-64008	.SHIM (T:0.85)	1	FWD GEAR
14-8	09181-64009	.SHIM (T:0.90)	1	FWD GEAR
14-9	09181-64010	.SHIM (T:0.95)	1	FWD GEAR
14-10	09181-64011	.SHIM (T:1.00)	1	FWD GEAR
15	57610-87L00	SHAFT, PROPELLER	1	
16	57621-87L10	SHIFTER, CLUTCH DOG	1	
17	57631-87L00	PIN, CONNECTOR	1	
18	09202-07003	PIN	1	
19	09440-09043	SPRING	1	
20	09440-42002	SPRING	1	
21	06111-07004	BALL	2	
22	06111-11004	BALL	2	
23	09181-25030	SHIM (25X32X3)	1	

FIG.220A

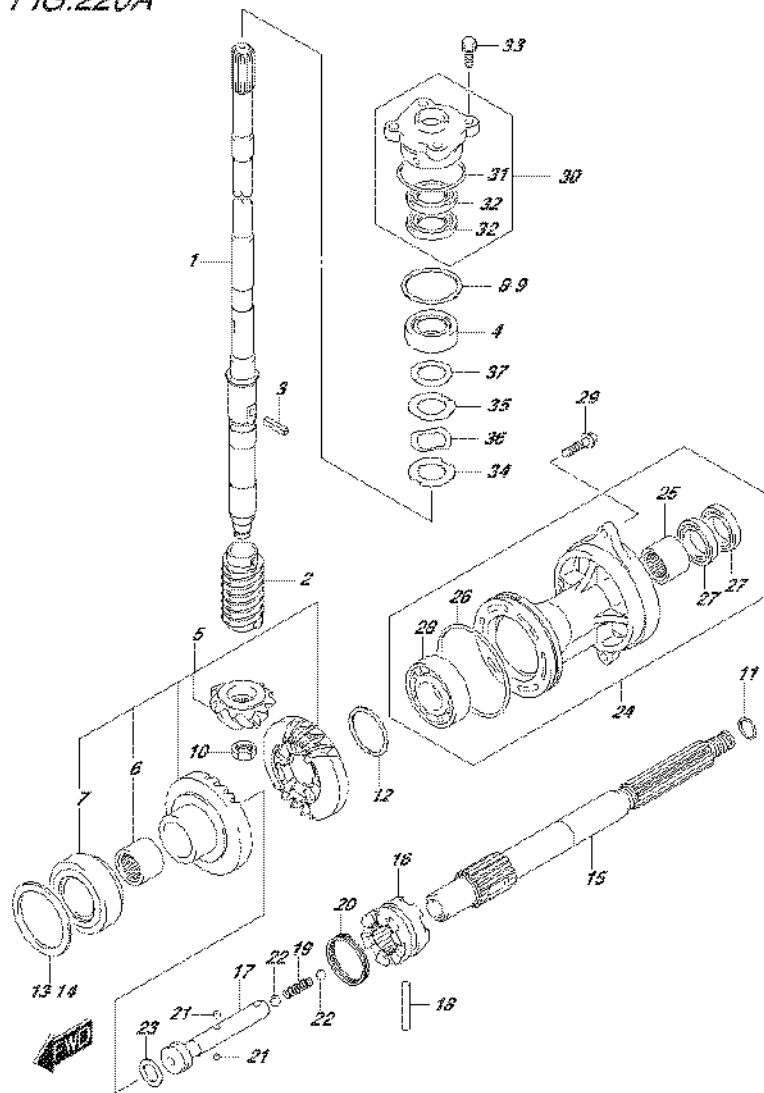
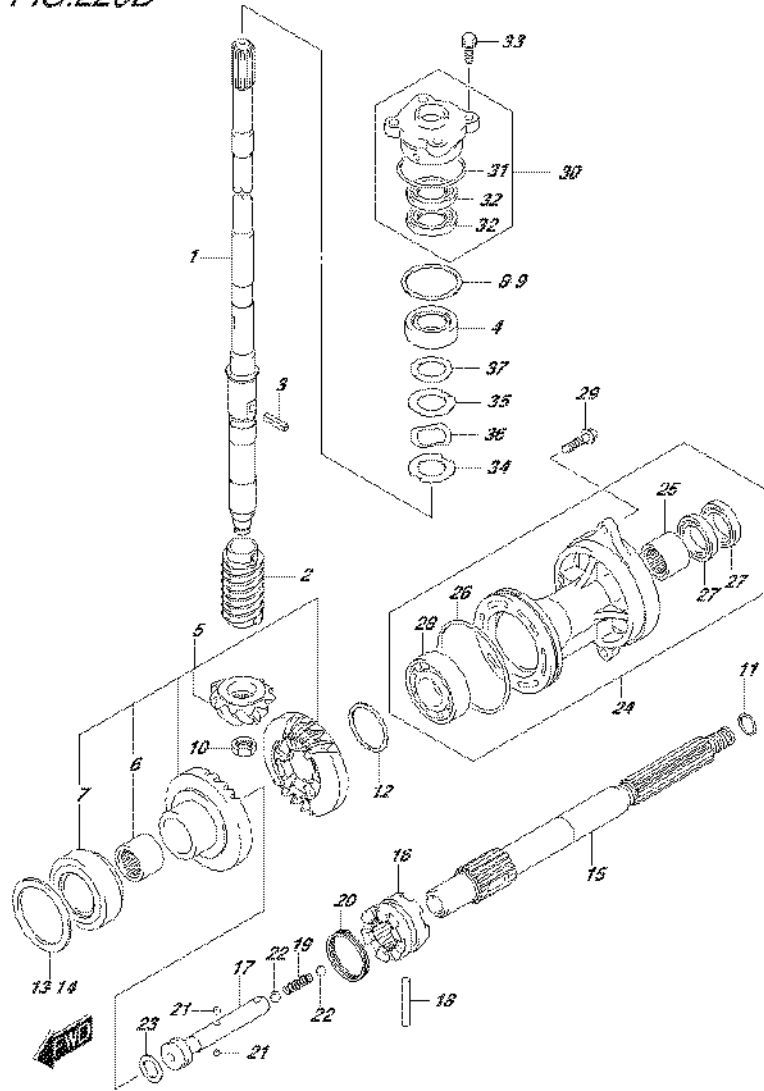


FIG.220A (1-H-13) TRANSMISSION (DF70A E01)

REF NO.	PART NO.	DESCRIPTION	Q'TY	REMARKS
24-1	56120-87L30-OEP	HOUSING, PROP SHAFT BRG (BLACK)	1	
24-2	56120-87L30-Y5S	HOUSING, PROP SHAFT BRG (WHITE)	1	
25	09263-25067	.BEARING (25X32X26)	1	
26	09280-92004	.O RING (D:3.1 ID:89.4)	1	
27	09282-25001	.OIL SEAL (25X38X8)	2	
28	08113-60087	.BEARING	1	
29	09116-08122	BOLT (8X30)	2	
30	56130-87L01	HOUSING, DRIVE SHAFT OIL SEAL	1	
31	09280-46004	.O RING (D:3.5 ID:45.7)	1	
32	09282-22007	.OIL SEAL (22X36X6)	2	
33	09117-08110	BOLT (8X25)	4	
34	57134-87L00	WASHER, DRIVE SHAFT	1	
35	57135-87L00	SPACER, DRIVE SHAFT	1	
36	09164-31001	WASHER	1	
37	09181-31001	SHIM (31X46X2)	1	

FIG.220B



DF90A\_E01\_016\_220B  
TRANSMISSION

FIG.220B (1-H-14) TRANSMISSION (DF70A E40)

REF NO.	PART NO.	DESCRIPTION	Q'TY	REMARKS
1-1	57110-87L20	SHAFT ASSY, DRIVE (L)	1	W/TRANSOM(L)
1-2	57110-87L30	SHAFT ASSY, DRIVE (X)	1	W/TRANSOM(X)
2	57133-87L01	COLLAR, DRIVE SHAFT	1	
3	09205-05011	SPRING PIN (5X14)	1	
4	09265-25046	BEARING (25X52X19.25)	1	
5	57300-87880	PINION/GEAR SET	1	
6	09263-25067	.BEARING (25X32X26)	1	
7	09265-40003	.BEARING (40X75X26)	1	
8	57500-87873	SHIM SET, DRIVE SHAFT	1	
9-1	09181-40186	.SHIM (T:0.50)	1	
9-2	09181-41002	.SHIM (T:0.55)	1	
9-3	09181-41003	.SHIM (T:0.60)	1	
9-4	09181-41004	.SHIM (T:0.65)	1	
9-5	09181-41005	.SHIM (T:0.70)	1	
9-6	09181-41006	.SHIM (T:0.75)	1	
9-7	09181-40190	.SHIM (T:0.80)	1	
9-8	09181-41008	.SHIM (T:0.85)	1	
9-9	09181-41009	.SHIM (T:0.90)	1	
9-10	09181-41010	.SHIM (T:0.95)	1	
9-11	09181-40195	.SHIM (T:1.00)	1	
9-12	09181-41012	.SHIM (T:1.05)	1	
9-13	09181-41013	.SHIM (T:1.10)	1	
9-14	09181-41014	.SHIM (T:1.15)	1	
10	09140-14024	NUT	1	
11-1	09181-25130	SHIM (T:0.50)	1	PROP SHAFT REV THRUST
11-2	09181-25139	SHIM (T:1.00)	1	PROP SHAFT REV THRUST
11-3	09181-25143	SHIM (T:1.09)	1	PROP SHAFT REV THRUST
11-4	09181-25149	SHIM (T:1.21)	1	PROP SHAFT REV THRUST
11-5	09181-25153	SHIM (T:1.30)	1	PROP SHAFT REV THRUST
11-6	09181-25072	SHIM (T:1.40)	1	PROP SHAFT REV THRUST
11-7	09181-25073	SHIM (T:1.50)	1	PROP SHAFT REV THRUST
11-8	09181-25074	SHIM (T:1.60)	1	PROP SHAFT REV THRUST
11-9	09181-25075	SHIM (T:1.70)	1	PROP SHAFT REV THRUST

DF90A\_E01\_016

FIG.220B

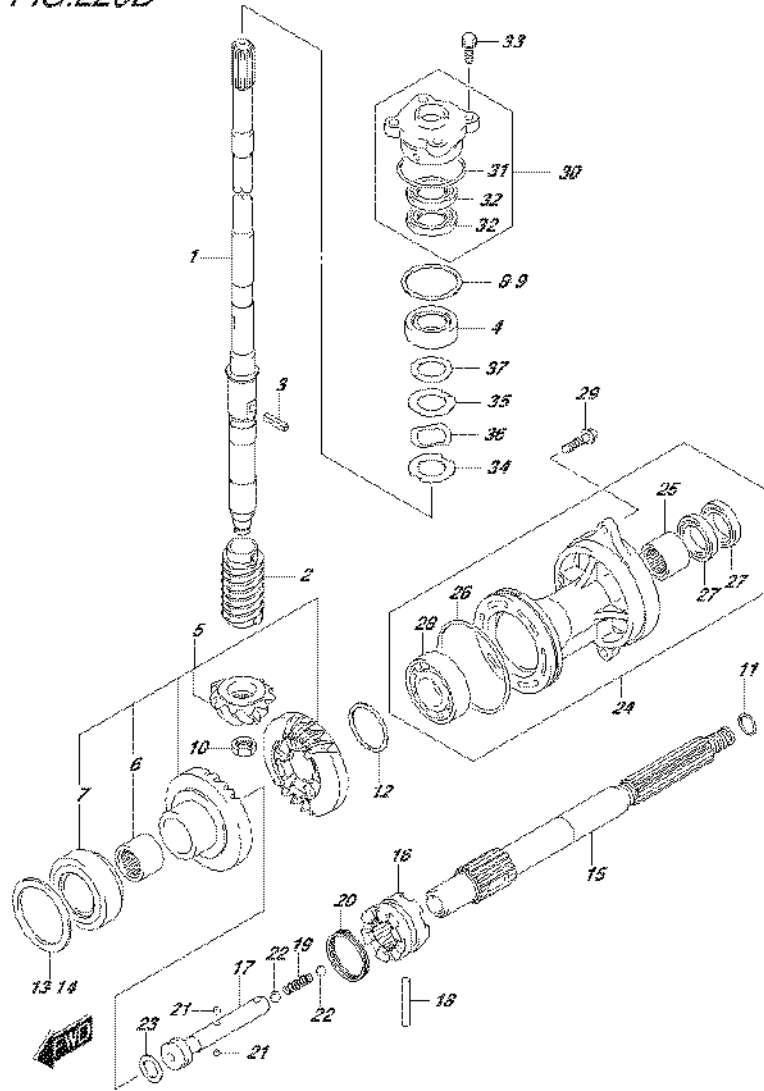


FIG.220B (1-H-15) TRANSMISSION (DF70A E40)

REF NO.	PART NO.	DESCRIPTION	Q'TY	REMARKS
12-1	09181-40018	SHIM (T:0.55)	1	REV GEAR
12-2	09181-40004	SHIM (T:0.60)	1	REV GEAR
12-3	09181-40005	SHIM (T:0.65)	1	REV GEAR
12-4	09181-40006	SHIM (T:0.70)	1	REV GEAR
12-5	09181-40007	SHIM (T:0.75)	1	REV GEAR
12-6	09181-40008	SHIM (T:0.80)	1	REV GEAR
12-7	09181-40009	SHIM (T:0.85)	1	REV GEAR
12-8	09181-40010	SHIM (T:0.90)	1	REV GEAR
12-9	09181-40011	SHIM (T:0.95)	1	REV GEAR
12-10	09181-40012	SHIM (T:1.00)	1	REV GEAR
12-11	09181-40013	SHIM (T:1.05)	1	REV GEAR
13	57500-87882	SHIM SET, FORWARD GEAR	1	FWD GEAR
14-1	09181-64002	.SHIM (T:0.55)	1	FWD GEAR
14-2	09181-64003	.SHIM (T:0.60)	1	FWD GEAR
14-3	09181-64004	.SHIM (T:0.65)	1	FWD GEAR
14-4	09181-64005	.SHIM (T:0.70)	1	FWD GEAR
14-5	09181-64006	.SHIM (T:0.75)	1	FWD GEAR
14-6	09181-64007	.SHIM (T:0.80)	1	FWD GEAR
14-7	09181-64008	.SHIM (T:0.85)	1	FWD GEAR
14-8	09181-64009	.SHIM (T:0.90)	1	FWD GEAR
14-9	09181-64010	.SHIM (T:0.95)	1	FWD GEAR
14-10	09181-64011	.SHIM (T:1.00)	1	FWD GEAR
15	57610-87L00	SHAFT, PROPELLER	1	
16	57621-87L10	SHIFTER, CLUTCH DOG	1	
17	57631-87L00	PIN, CONNECTOR	1	
18	09202-07003	PIN	1	
19	09440-09043	SPRING	1	
20	09440-42002	SPRING	1	
21	06111-07004	BALL	2	
22	06111-11004	BALL	2	
23	09181-25030	SHIM (25X32X3)	1	

FIG.220B

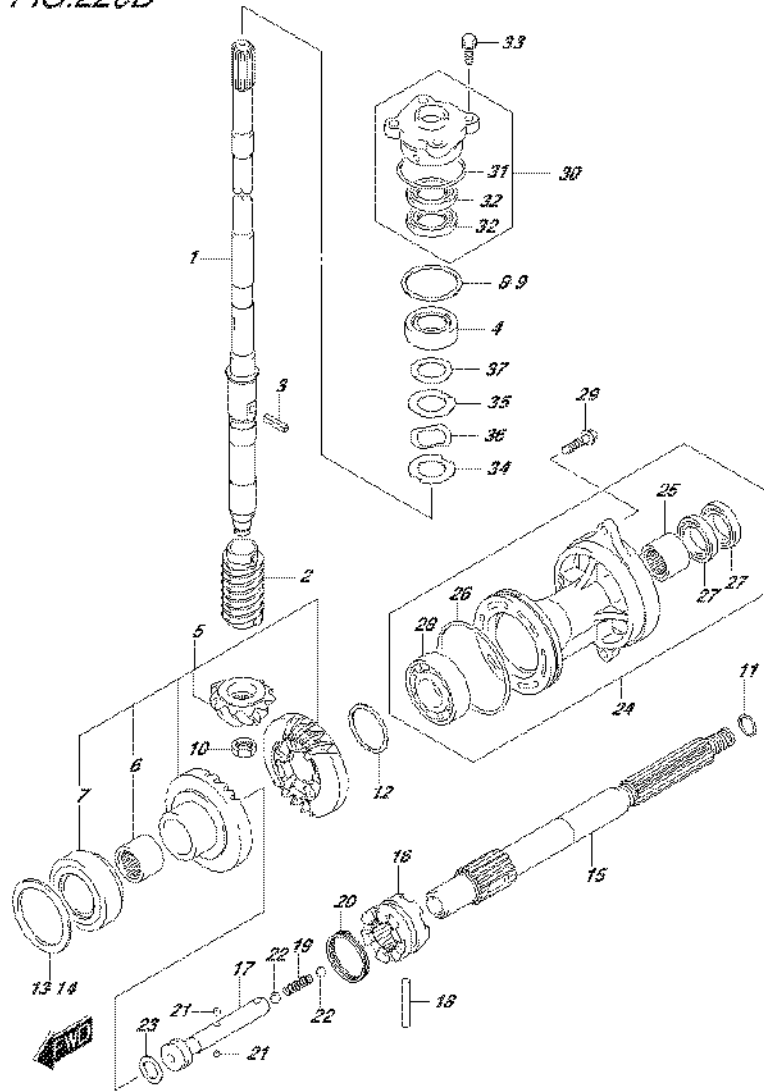
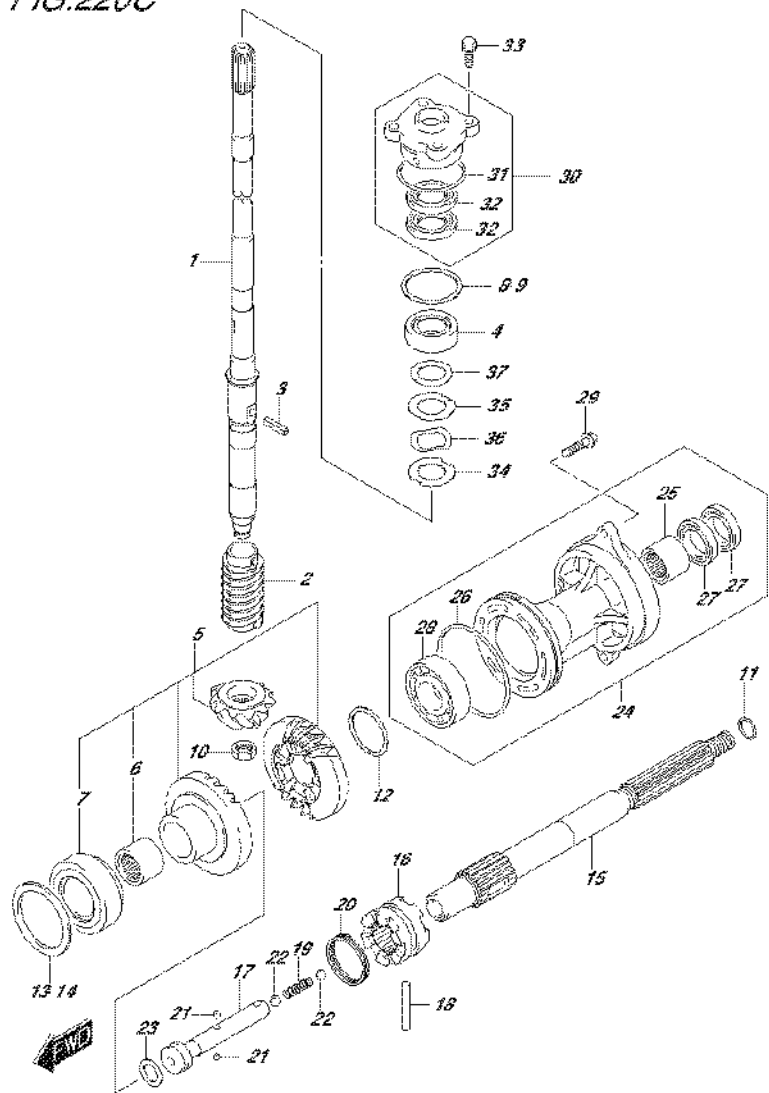


FIG.220B (1-I-2) TRANSMISSION (DF70A E40)

REF NO.	PART NO.	DESCRIPTION	Q'TY	REMARKS
24-1	56120-87L30-OEP	HOUSING, PROP SHAFT BRG (BLACK)	1	
24-2	56120-87L30-Y5S	HOUSING, PROP SHAFT BRG (WHITE)	1	
25	09263-25067	.BEARING (25X32X26)	1	
26	09280-92004	.O RING (D:3.1 ID:89.4)	1	
27	09282-25001	.OIL SEAL (25X38X8)	2	
28	08113-60087	.BEARING	1	
29	09116-08122	BOLT (8X30)	2	
30	56130-87L01	HOUSING, DRIVE SHAFT OIL SEAL	1	
31	09280-46004	.O RING (D:3.5.ID:45.7)	1	
32	09282-22007	.OIL SEAL (22X36X6)	2	
33	09117-08110	BOLT (8X25)	4	
34	57134-87L00	WASHER, DRIVE SHAFT	1	
35	57135-87L00	SPACER, DRIVE SHAFT	1	
36	09164-31001	WASHER	1	
37	09181-31001	SHIM (31X46X2)	1	



FIG.220C



DF90A\_E01\_016\_220C  
TRANSMISSION

FIG.220C (1-I-3) TRANSMISSION (DF70ATH E01)

REF NO.	PART NO.	DESCRIPTION	Q'TY	REMARKS
1-1	57110-87L20	SHAFT ASSY, DRIVE (L)	1	W/TRANSOM(L)
1-2	57110-87L30	SHAFT ASSY, DRIVE (X)	1	W/TRANSOM(X)
2	57133-87L01	COLLAR, DRIVE SHAFT	1	
3	09205-05011	SPRING PIN (5X14)	1	
4	09265-25046	BEARING (25X52X19.25)	1	
5	57300-87880	PINION/GEAR SET	1	
6	09263-25067	.BEARING (25X32X26)	1	
7	09265-40003	.BEARING (40X75X26)	1	
8	57500-87873	SHIM SET, DRIVE SHAFT	1	
9-1	09181-40186	.SHIM (T:0.50)	1	
9-2	09181-41002	.SHIM (T:0.55)	1	
9-3	09181-41003	.SHIM (T:0.60)	1	
9-4	09181-41004	.SHIM (T:0.65)	1	
9-5	09181-41005	.SHIM (T:0.70)	1	
9-6	09181-41006	.SHIM (T:0.75)	1	
9-7	09181-40190	.SHIM (T:0.80)	1	
9-8	09181-41008	.SHIM (T:0.85)	1	
9-9	09181-41009	.SHIM (T:0.90)	1	
9-10	09181-41010	.SHIM (T:0.95)	1	
9-11	09181-40195	.SHIM (T:1.00)	1	
9-12	09181-41012	.SHIM (T:1.05)	1	
9-13	09181-41013	.SHIM (T:1.10)	1	
9-14	09181-41014	.SHIM (T:1.15)	1	
10	09140-14024	NUT	1	
11-1	09181-25130	SHIM (T:0.50)	1	PROP SHAFT REV THRUST
11-2	09181-25139	SHIM (T:1.00)	1	PROP SHAFT REV THRUST
11-3	09181-25143	SHIM (T:1.09)	1	PROP SHAFT REV THRUST
11-4	09181-25149	SHIM (T:1.21)	1	PROP SHAFT REV THRUST
11-5	09181-25153	SHIM (T:1.30)	1	PROP SHAFT REV THRUST
11-6	09181-25072	SHIM (T:1.40)	1	PROP SHAFT REV THRUST
11-7	09181-25073	SHIM (T:1.50)	1	PROP SHAFT REV THRUST
11-8	09181-25074	SHIM (T:1.60)	1	PROP SHAFT REV THRUST
11-9	09181-25075	SHIM (T:1.70)	1	PROP SHAFT REV THRUST

DF90A\_E01\_016

FIG.220C

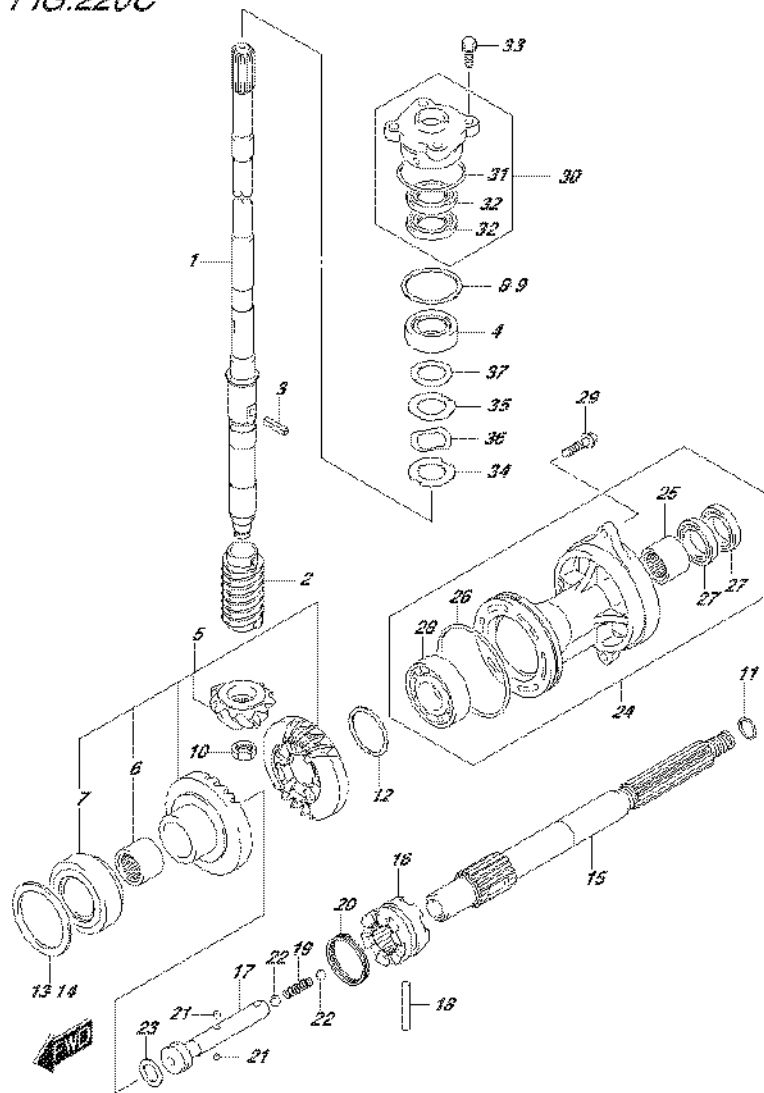


FIG.220C (1-1-4) TRANSMISSION (DF70ATH E01)

REF NO.	PART NO.	DESCRIPTION	Q'TY	REMARKS
12-1	09181-40018	SHIM (T:0.55)	1	REV GEAR
12-2	09181-40004	SHIM (T:0.60)	1	REV GEAR
12-3	09181-40005	SHIM (T:0.65)	1	REV GEAR
12-4	09181-40006	SHIM (T:0.70)	1	REV GEAR
12-5	09181-40007	SHIM (T:0.75)	1	REV GEAR
12-6	09181-40008	SHIM (T:0.80)	1	REV GEAR
12-7	09181-40009	SHIM (T:0.85)	1	REV GEAR
12-8	09181-40010	SHIM (T:0.90)	1	REV GEAR
12-9	09181-40011	SHIM (T:0.95)	1	REV GEAR
12-10	09181-40012	SHIM (T:1.00)	1	REV GEAR
12-11	09181-40013	SHIM (T:1.05)	1	REV GEAR
13	57500-87882	SHIM SET, FORWARD GEAR	1	FWD GEAR
14-1	09181-64002	.SHIM (T:0.55)	1	FWD GEAR
14-2	09181-64003	.SHIM (T:0.60)	1	FWD GEAR
14-3	09181-64004	.SHIM (T:0.65)	1	FWD GEAR
14-4	09181-64005	.SHIM (T:0.70)	1	FWD GEAR
14-5	09181-64006	.SHIM (T:0.75)	1	FWD GEAR
14-6	09181-64007	.SHIM (T:0.80)	1	FWD GEAR
14-7	09181-64008	.SHIM (T:0.85)	1	FWD GEAR
14-8	09181-64009	.SHIM (T:0.90)	1	FWD GEAR
14-9	09181-64010	.SHIM (T:0.95)	1	FWD GEAR
14-10	09181-64011	.SHIM (T:1.00)	1	FWD GEAR
15	57610-87L00	SHAFT, PROPELLER	1	
16	57621-87L10	SHIFTER, CLUTCH DOG	1	
17	57631-87L00	PIN, CONNECTOR	1	
18	09202-07003	PIN	1	
19	09440-09043	SPRING	1	
20	09440-42002	SPRING	1	
21	06111-07004	BALL	2	
22	06111-11004	BALL	2	
23	09181-25030	SHIM (25X32X3)	1	

FIG.220C

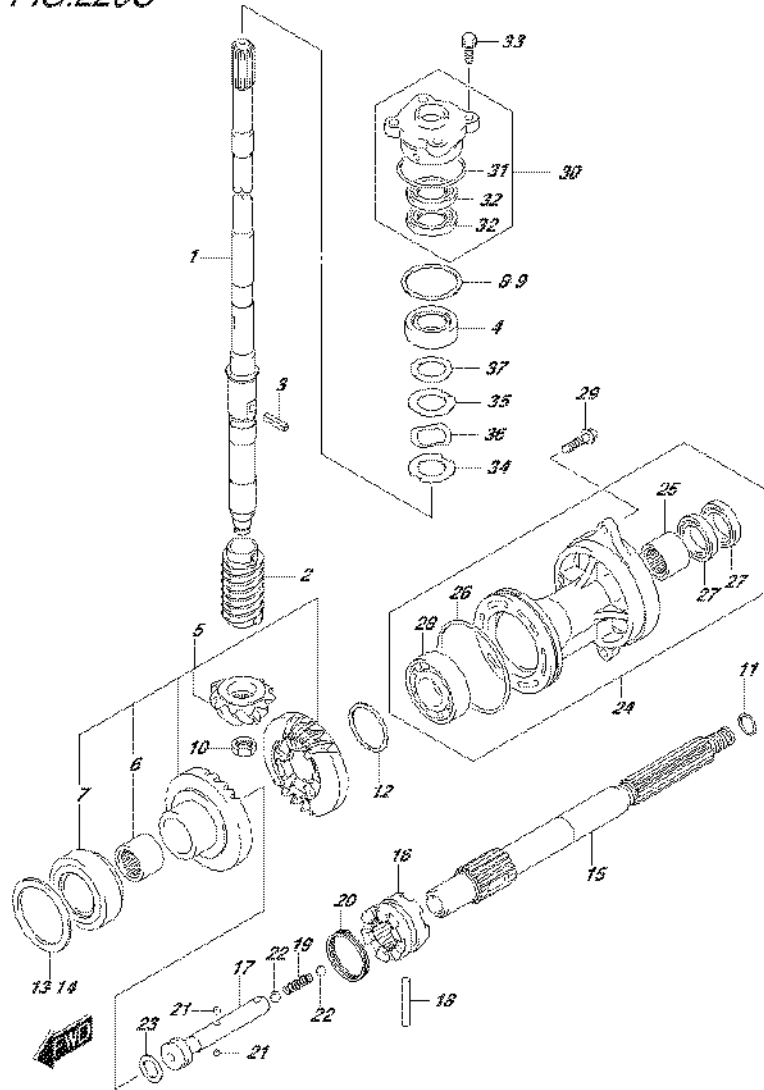
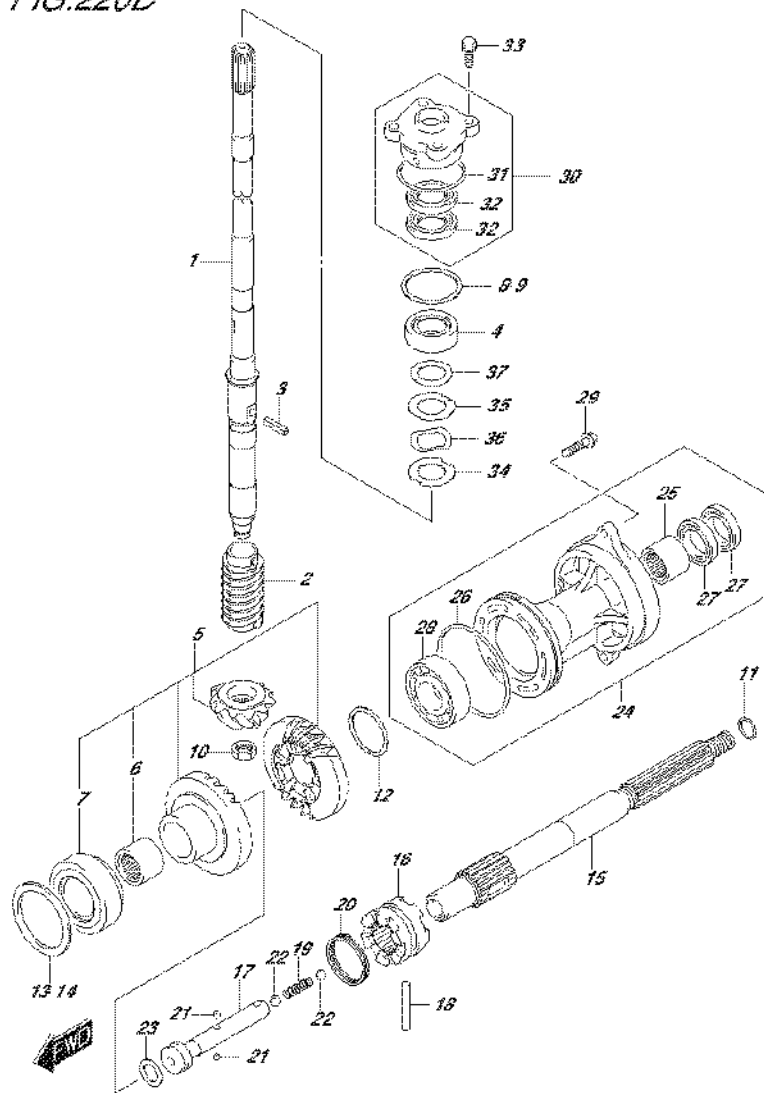


FIG.220C (1-I-5) TRANSMISSION (DF70ATH E01)

REF NO.	PART NO.	DESCRIPTION	Q'TY	REMARKS
24	56120-87L30-OEP	HOUSING, PROP SHAFT BRG (BLACK)	1	
25	09263-25067	.BEARING (25X32X26)	1	
26	09280-92004	.O RING (D:3.1 ID:89.4)	1	
27	09282-25001	.OIL SEAL (25X38X8)	2	
28	08113-60087	.BEARING	1	
29	09116-08122	BOLT (8X30)	2	
30	56130-87L01	HOUSING, DRIVE SHAFT OIL SEAL	1	
31	09280-46004	.O RING (D:3.5, ID:45.7)	1	
32	09282-22007	.OIL SEAL (22X36X6)	2	
33	09117-08110	BOLT (8X25)	4	
34	57134-87L00	WASHER, DRIVE SHAFT	1	
35	57135-87L00	SPACER, DRIVE SHAFT	1	
36	09164-31001	WASHER	1	
37	09181-31001	SHIM (31X46X2)	1	

FIG.220D



DF90A\_E01\_016\_220D  
TRANSMISSION

FIG.220D (1-I-6) TRANSMISSION (DF70ATH E40)

REF NO.	PART NO.	DESCRIPTION	Q'TY	REMARKS
1-1	57110-87L20	SHAFT ASSY, DRIVE (L)	1	W/TRANSOM(L)
1-2	57110-87L30	SHAFT ASSY, DRIVE (X)	1	W/TRANSOM(X)
2	57133-87L01	COLLAR, DRIVE SHAFT	1	
3	09205-05011	SPRING PIN (5X14)	1	
4	09265-25046	BEARING (25X52X19.25)	1	
5	57300-87880	PINION/GEAR SET	1	
6	09263-25067	.BEARING (25X32X26)	1	
7	09265-40003	.BEARING (40X75X26)	1	
8	57500-87873	SHIM SET, DRIVE SHAFT	1	
9-1	09181-40186	.SHIM (T:0.50)	1	
9-2	09181-41002	.SHIM (T:0.55)	1	
9-3	09181-41003	.SHIM (T:0.60)	1	
9-4	09181-41004	.SHIM (T:0.65)	1	
9-5	09181-41005	.SHIM (T:0.70)	1	
9-6	09181-41006	.SHIM (T:0.75)	1	
9-7	09181-40190	.SHIM (T:0.80)	1	
9-8	09181-41008	.SHIM (T:0.85)	1	
9-9	09181-41009	.SHIM (T:0.90)	1	
9-10	09181-41010	.SHIM (T:0.95)	1	
9-11	09181-40195	.SHIM (T:1.00)	1	
9-12	09181-41012	.SHIM (T:1.05)	1	
9-13	09181-41013	.SHIM (T:1.10)	1	
9-14	09181-41014	.SHIM (T:1.15)	1	
10	09140-14024	NUT	1	
11-1	09181-25130	SHIM (T:0.50)	1	PROP SHAFT REV THRUST
11-2	09181-25139	SHIM (T:1.00)	1	PROP SHAFT REV THRUST
11-3	09181-25143	SHIM (T:1.09)	1	PROP SHAFT REV THRUST
11-4	09181-25149	SHIM (T:1.21)	1	PROP SHAFT REV THRUST
11-5	09181-25153	SHIM (T:1.30)	1	PROP SHAFT REV THRUST
11-6	09181-25072	SHIM (T:1.40)	1	PROP SHAFT REV THRUST
11-7	09181-25073	SHIM (T:1.50)	1	PROP SHAFT REV THRUST
11-8	09181-25074	SHIM (T:1.60)	1	PROP SHAFT REV THRUST
11-9	09181-25075	SHIM (T:1.70)	1	PROP SHAFT REV THRUST

DF90A\_E01\_016

FIG.220D

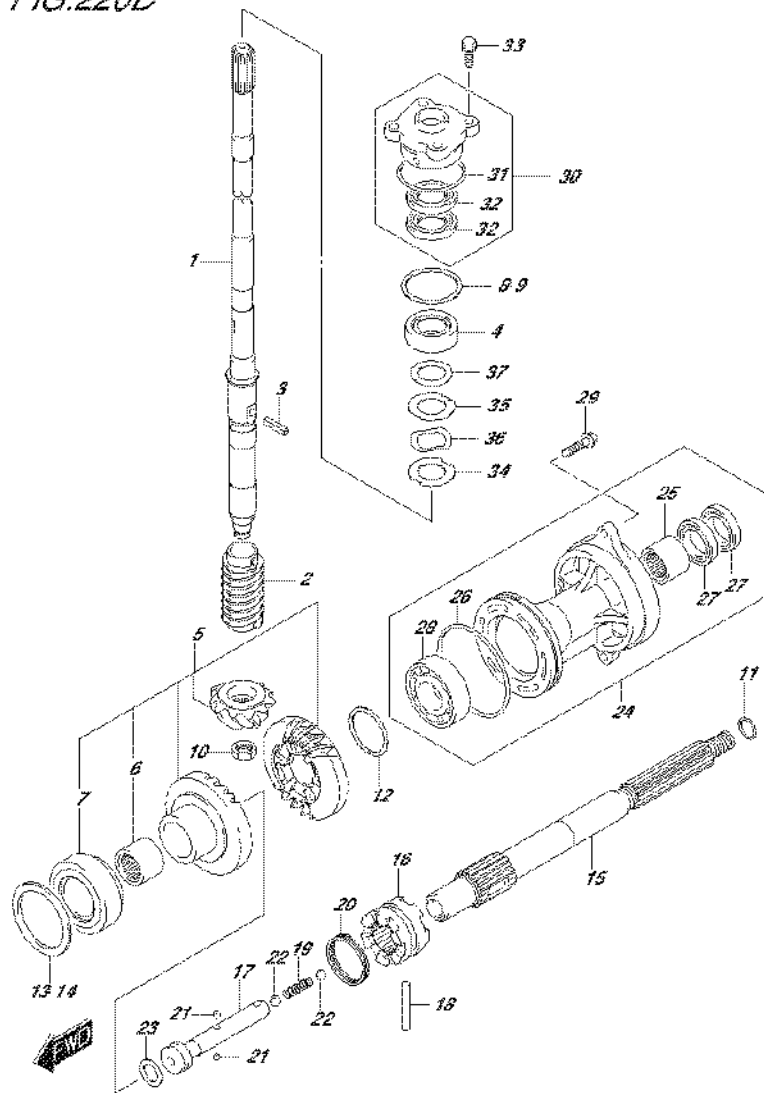


FIG.220D (1-I-7) TRANSMISSION (DF70ATH E40)

REF NO.	PART NO.	DESCRIPTION	Q'TY	REMARKS
12-1	09181-40018	SHIM (T:0.55)	1	REV GEAR
12-2	09181-40004	SHIM (T:0.60)	1	REV GEAR
12-3	09181-40005	SHIM (T:0.65)	1	REV GEAR
12-4	09181-40006	SHIM (T:0.70)	1	REV GEAR
12-5	09181-40007	SHIM (T:0.75)	1	REV GEAR
12-6	09181-40008	SHIM (T:0.80)	1	REV GEAR
12-7	09181-40009	SHIM (T:0.85)	1	REV GEAR
12-8	09181-40010	SHIM (T:0.90)	1	REV GEAR
12-9	09181-40011	SHIM (T:0.95)	1	REV GEAR
12-10	09181-40012	SHIM (T:1.00)	1	REV GEAR
12-11	09181-40013	SHIM (T:1.05)	1	REV GEAR
13	57500-87882	SHIM SET, FORWARD GEAR	1	FWD GEAR
14-1	09181-64002	.SHIM (T:0.55)	1	FWD GEAR
14-2	09181-64003	.SHIM (T:0.60)	1	FWD GEAR
14-3	09181-64004	.SHIM (T:0.65)	1	FWD GEAR
14-4	09181-64005	.SHIM (T:0.70)	1	FWD GEAR
14-5	09181-64006	.SHIM (T:0.75)	1	FWD GEAR
14-6	09181-64007	.SHIM (T:0.80)	1	FWD GEAR
14-7	09181-64008	.SHIM (T:0.85)	1	FWD GEAR
14-8	09181-64009	.SHIM (T:0.90)	1	FWD GEAR
14-9	09181-64010	.SHIM (T:0.95)	1	FWD GEAR
14-10	09181-64011	.SHIM (T:1.00)	1	FWD GEAR
15	57610-87L00	SHAFT, PROPELLER	1	
16	57621-87L10	SHIFTER, CLUTCH DOG	1	
17	57631-87L00	PIN, CONNECTOR	1	
18	09202-07003	PIN	1	
19	09440-09043	SPRING	1	
20	09440-42002	SPRING	1	
21	06111-07004	BALL	2	
22	06111-11004	BALL	2	
23	09181-25030	SHIM (25X32X3)	1	

FIG.220D

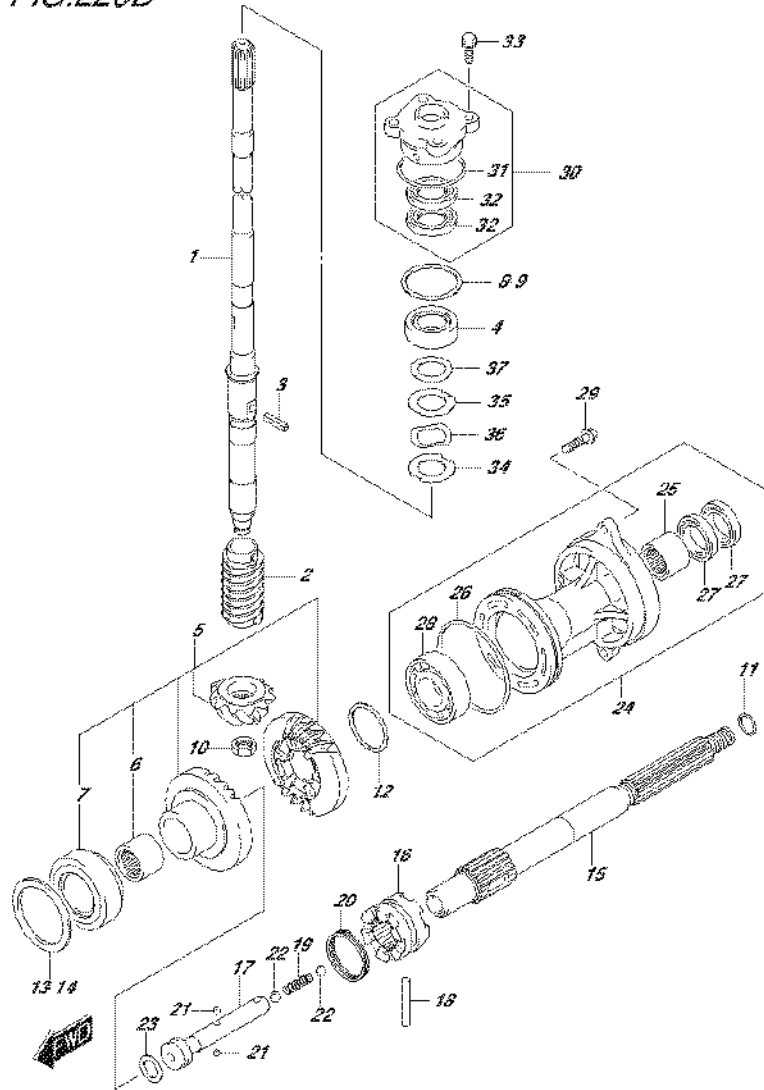
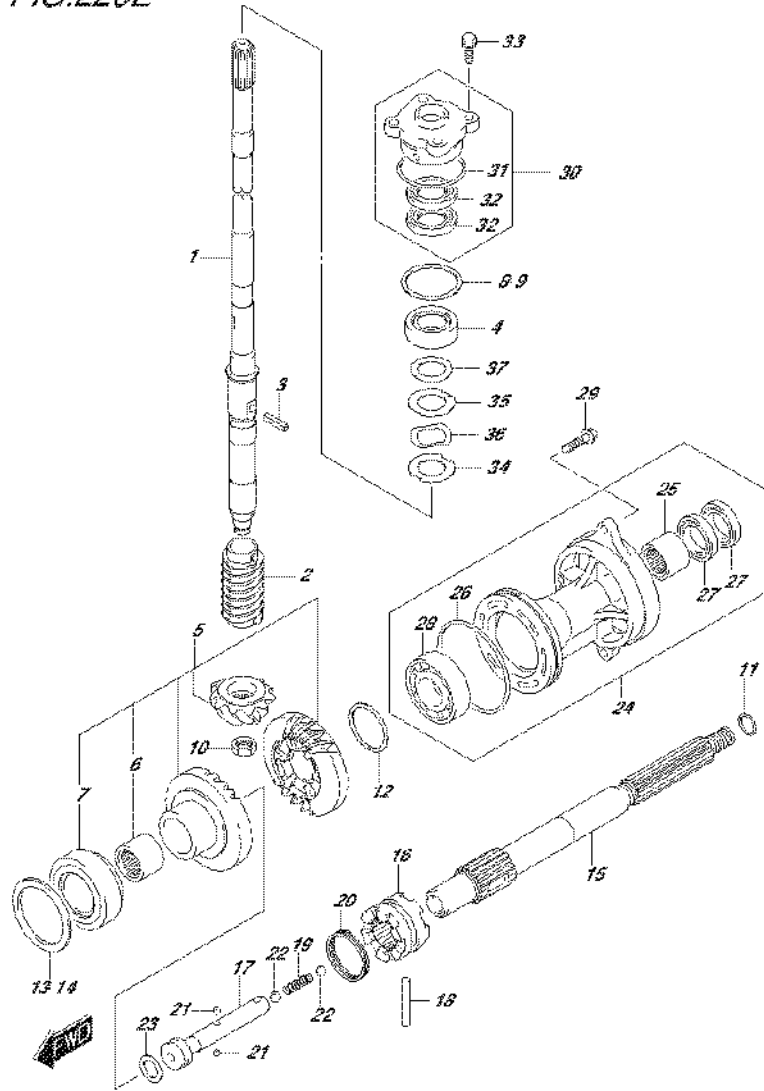


FIG.220D (1-I-8) TRANSMISSION (DF70ATH E40)

REF NO.	PART NO.	DESCRIPTION	Q'TY	REMARKS
24	56120-87L30-OEP	HOUSING, PROP SHAFT BRG (BLACK)	1	
25	09263-25067	.BEARING (25X32X26)	1	
26	09280-92004	.O RING (D:3.1 ID:89.4)	1	
27	09282-25001	.OIL SEAL (25X38X8)	2	
28	08113-60087	.BEARING	1	
29	09116-08122	BOLT (8X30)	2	
30	56130-87L01	HOUSING, DRIVE SHAFT OIL SEAL	1	
31	09280-46004	.O RING (D:3.5, ID:45.7)	1	
32	09282-22007	.OIL SEAL (22X36X6)	2	
33	09117-08110	BOLT (8X25)	4	
34	57134-87L00	WASHER, DRIVE SHAFT	1	
35	57135-87L00	SPACER, DRIVE SHAFT	1	
36	09164-31001	WASHER	1	
37	09181-31001	SHIM (31X46X2)	1	

FIG.220E



DF90A\_E01\_016\_220E  
TRANSMISSION

FIG.220E (1-I-9) TRANSMISSION (DF80A E01)

REF NO.	PART NO.	DESCRIPTION	Q'TY	REMARKS
1-1	57110-87L20	SHAFT ASSY, DRIVE (L)	1	W/TRANSOM(L)
1-2	57110-87L30	SHAFT ASSY, DRIVE (X)	1	W/TRANSOM(X)
2	57133-87L01	COLLAR, DRIVE SHAFT	1	
3	09205-05011	SPRING PIN (5X14)	1	
4	09265-25046	BEARING (25X52X19.25)	1	
5	57300-87880	PINION/GEAR SET	1	
6	09263-25067	.BEARING (25X32X26)	1	
7	09265-40003	.BEARING (40X75X26)	1	
8	57500-87873	SHIM SET, DRIVE SHAFT	1	
9-1	09181-40186	.SHIM (T:0.50)	1	
9-2	09181-41002	.SHIM (T:0.55)	1	
9-3	09181-41003	.SHIM (T:0.60)	1	
9-4	09181-41004	.SHIM (T:0.65)	1	
9-5	09181-41005	.SHIM (T:0.70)	1	
9-6	09181-41006	.SHIM (T:0.75)	1	
9-7	09181-40190	.SHIM (T:0.80)	1	
9-8	09181-41008	.SHIM (T:0.85)	1	
9-9	09181-41009	.SHIM (T:0.90)	1	
9-10	09181-41010	.SHIM (T:0.95)	1	
9-11	09181-40195	.SHIM (T:1.00)	1	
9-12	09181-41012	.SHIM (T:1.05)	1	
9-13	09181-41013	.SHIM (T:1.10)	1	
9-14	09181-41014	.SHIM (T:1.15)	1	
10	09140-14024	NUT	1	
11-1	09181-25130	SHIM (T:0.50)	1	PROP SHAFT REV THRUST
11-2	09181-25139	SHIM (T:1.00)	1	PROP SHAFT REV THRUST
11-3	09181-25143	SHIM (T:1.09)	1	PROP SHAFT REV THRUST
11-4	09181-25149	SHIM (T:1.21)	1	PROP SHAFT REV THRUST
11-5	09181-25153	SHIM (T:1.30)	1	PROP SHAFT REV THRUST
11-6	09181-25072	SHIM (T:1.40)	1	PROP SHAFT REV THRUST
11-7	09181-25073	SHIM (T:1.50)	1	PROP SHAFT REV THRUST
11-8	09181-25074	SHIM (T:1.60)	1	PROP SHAFT REV THRUST
11-9	09181-25075	SHIM (T:1.70)	1	PROP SHAFT REV THRUST

DF90A\_E01\_016

FIG.220E

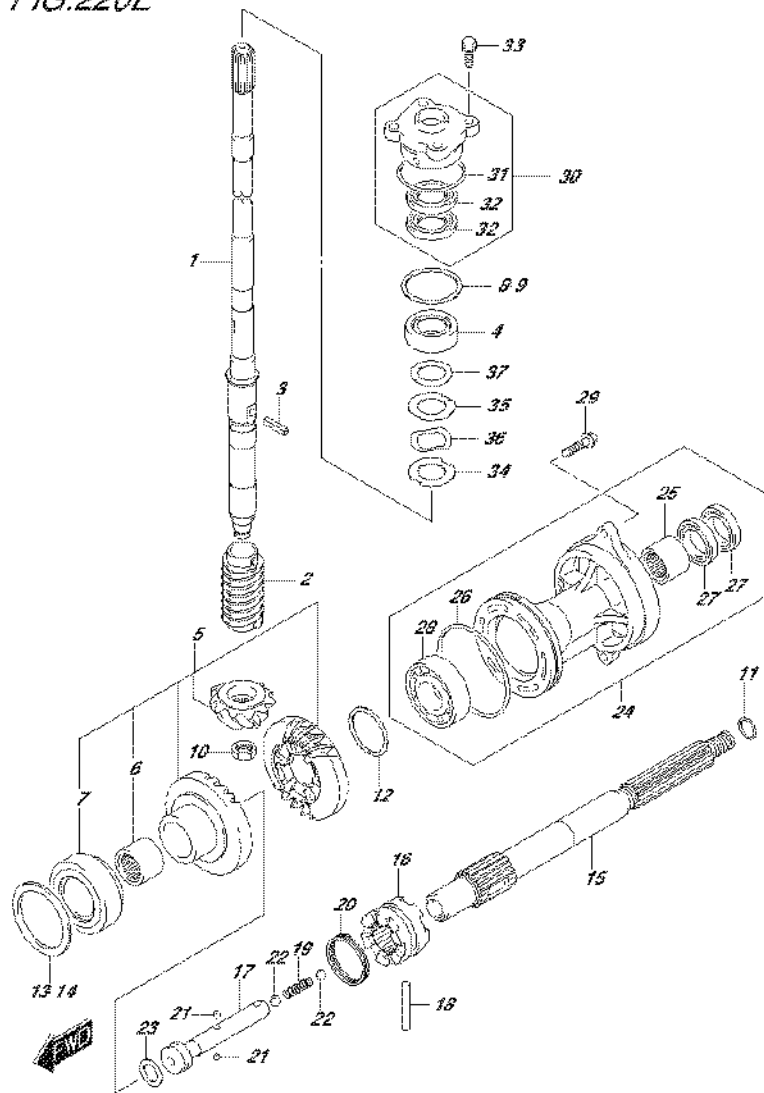


FIG.220E (1-I-10) TRANSMISSION (DF80A E01)

REF NO.	PART NO.	DESCRIPTION	Q'TY	REMARKS
12-1	09181-40018	SHIM (T:0.55)	1	REV GEAR
12-2	09181-40004	SHIM (T:0.60)	1	REV GEAR
12-3	09181-40005	SHIM (T:0.65)	1	REV GEAR
12-4	09181-40006	SHIM (T:0.70)	1	REV GEAR
12-5	09181-40007	SHIM (T:0.75)	1	REV GEAR
12-6	09181-40008	SHIM (T:0.80)	1	REV GEAR
12-7	09181-40009	SHIM (T:0.85)	1	REV GEAR
12-8	09181-40010	SHIM (T:0.90)	1	REV GEAR
12-9	09181-40011	SHIM (T:0.95)	1	REV GEAR
12-10	09181-40012	SHIM (T:1.00)	1	REV GEAR
12-11	09181-40013	SHIM (T:1.05)	1	REV GEAR
13	57500-87882	SHIM SET, FORWARD GEAR	1	FWD GEAR
14-1	09181-64002	.SHIM (T:0.55)	1	FWD GEAR
14-2	09181-64003	.SHIM (T:0.60)	1	FWD GEAR
14-3	09181-64004	.SHIM (T:0.65)	1	FWD GEAR
14-4	09181-64005	.SHIM (T:0.70)	1	FWD GEAR
14-5	09181-64006	.SHIM (T:0.75)	1	FWD GEAR
14-6	09181-64007	.SHIM (T:0.80)	1	FWD GEAR
14-7	09181-64008	.SHIM (T:0.85)	1	FWD GEAR
14-8	09181-64009	.SHIM (T:0.90)	1	FWD GEAR
14-9	09181-64010	.SHIM (T:0.95)	1	FWD GEAR
14-10	09181-64011	.SHIM (T:1.00)	1	FWD GEAR
15	57610-87L00	SHAFT, PROPELLER	1	
16	57621-87L10	SHIFTER, CLUTCH DOG	1	
17	57631-87L00	PIN, CONNECTOR	1	
18	09202-07003	PIN	1	
19	09440-09043	SPRING	1	
20	09440-42002	SPRING	1	
21	06111-07004	BALL	2	
22	06111-11004	BALL	2	
23	09181-25030	SHIM (25X32X3)	1	



FIG.220E

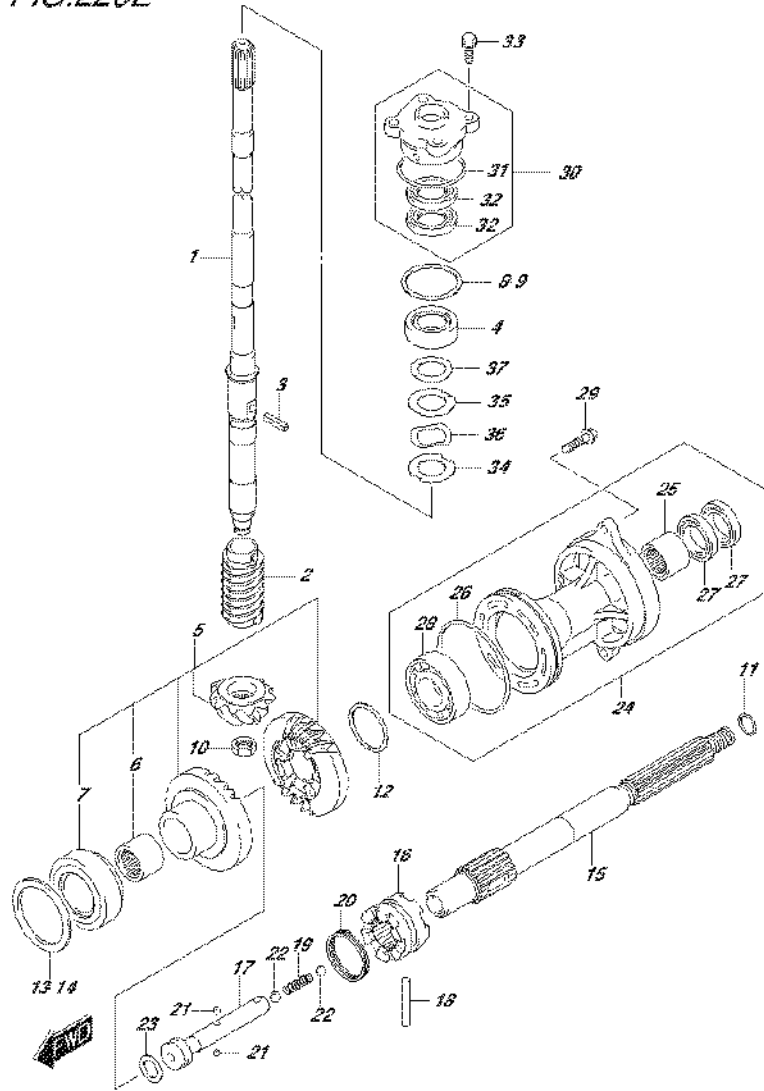
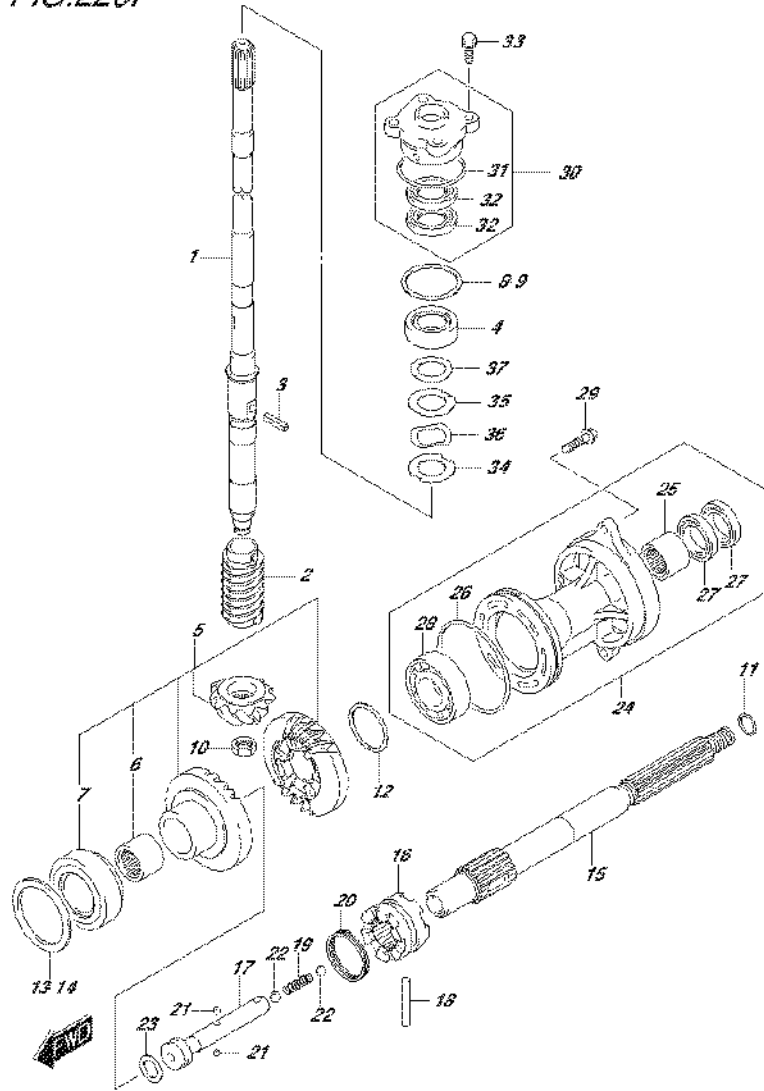


FIG.220E (1-I-11) TRANSMISSION (DF80A E01)

REF NO.	PART NO.	DESCRIPTION	Q'TY	REMARKS
24	56120-87L30-OEP	HOUSING, PROP SHAFT BRG (BLACK)	1	
25	09263-25067	.BEARING (25X32X26)	1	
26	09280-92004	.O RING (D:3.1 ID:89.4)	1	
27	09282-25001	.OIL SEAL (25X38X8)	2	
28	08113-60087	.BEARING	1	
29	09116-08122	BOLT (8X30)	2	
30	56130-87L01	HOUSING, DRIVE SHAFT OIL SEAL	1	
31	09280-46004	.O RING (D:3.5, ID:45.7)	1	
32	09282-22007	.OIL SEAL (22X36X6)	2	
33	09117-08110	BOLT (8X25)	4	
34	57134-87L00	WASHER, DRIVE SHAFT	1	
35	57135-87L00	SPACER, DRIVE SHAFT	1	
36	09164-31001	WASHER	1	
37	09181-31001	SHIM (31X46X2)	1	

FIG.220F



DF90A\_E01\_016\_220F  
TRANSMISSION

FIG.220F (1-I-12) TRANSMISSION (DF80A E40)

REF NO.	PART NO.	DESCRIPTION	Q'TY	REMARKS
1-1	57110-87L20	SHAFT ASSY, DRIVE (L)	1	W/TRANSOM(L)
1-2	57110-87L30	SHAFT ASSY, DRIVE (X)	1	W/TRANSOM(X)
2	57133-87L01	COLLAR, DRIVE SHAFT	1	
3	09205-05011	SPRING PIN (5X14)	1	
4	09265-25046	BEARING (25X52X19.25)	1	
5	57300-87880	PINION/GEAR SET	1	
6	09263-25067	.BEARING (25X32X26)	1	
7	09265-40003	.BEARING (40X75X26)	1	
8	57500-87873	SHIM SET, DRIVE SHAFT	1	
9-1	09181-40186	.SHIM (T:0.50)	1	
9-2	09181-41002	.SHIM (T:0.55)	1	
9-3	09181-41003	.SHIM (T:0.60)	1	
9-4	09181-41004	.SHIM (T:0.65)	1	
9-5	09181-41005	.SHIM (T:0.70)	1	
9-6	09181-41006	.SHIM (T:0.75)	1	
9-7	09181-40190	.SHIM (T:0.80)	1	
9-8	09181-41008	.SHIM (T:0.85)	1	
9-9	09181-41009	.SHIM (T:0.90)	1	
9-10	09181-41010	.SHIM (T:0.95)	1	
9-11	09181-40195	.SHIM (T:1.00)	1	
9-12	09181-41012	.SHIM (T:1.05)	1	
9-13	09181-41013	.SHIM (T:1.10)	1	
9-14	09181-41014	.SHIM (T:1.15)	1	
10	09140-14024	NUT	1	
11-1	09181-25130	SHIM (T:0.50)	1	PROP SHAFT REV THRUST
11-2	09181-25139	SHIM (T:1.00)	1	PROP SHAFT REV THRUST
11-3	09181-25143	SHIM (T:1.09)	1	PROP SHAFT REV THRUST
11-4	09181-25149	SHIM (T:1.21)	1	PROP SHAFT REV THRUST
11-5	09181-25153	SHIM (T:1.30)	1	PROP SHAFT REV THRUST
11-6	09181-25072	SHIM (T:1.40)	1	PROP SHAFT REV THRUST
11-7	09181-25073	SHIM (T:1.50)	1	PROP SHAFT REV THRUST
11-8	09181-25074	SHIM (T:1.60)	1	PROP SHAFT REV THRUST
11-9	09181-25075	SHIM (T:1.70)	1	PROP SHAFT REV THRUST

DF90A\_E01\_016

FIG.220F

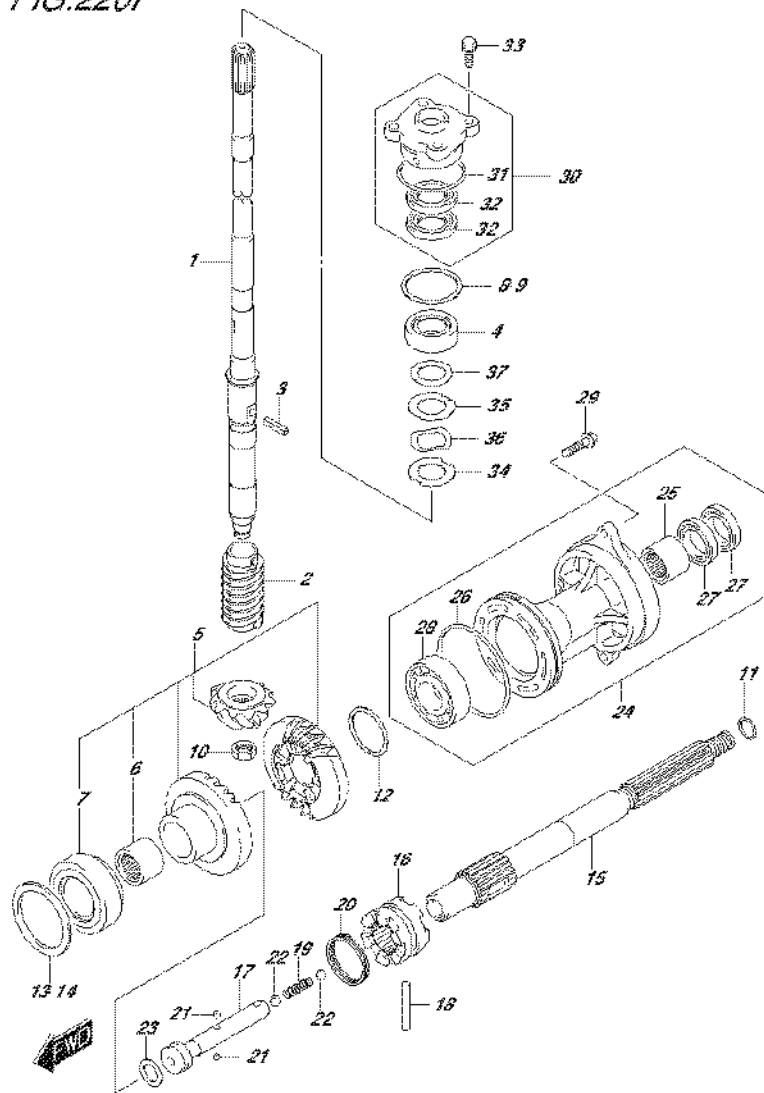


FIG.220F (1-I-13) TRANSMISSION (DF80A E40)

REF NO.	PART NO.	DESCRIPTION	Q'TY	REMARKS
12-1	09181-40018	SHIM (T:0.55)	1	REV GEAR
12-2	09181-40004	SHIM (T:0.60)	1	REV GEAR
12-3	09181-40005	SHIM (T:0.65)	1	REV GEAR
12-4	09181-40006	SHIM (T:0.70)	1	REV GEAR
12-5	09181-40007	SHIM (T:0.75)	1	REV GEAR
12-6	09181-40008	SHIM (T:0.80)	1	REV GEAR
12-7	09181-40009	SHIM (T:0.85)	1	REV GEAR
12-8	09181-40010	SHIM (T:0.90)	1	REV GEAR
12-9	09181-40011	SHIM (T:0.95)	1	REV GEAR
12-10	09181-40012	SHIM (T:1.00)	1	REV GEAR
12-11	09181-40013	SHIM (T:1.05)	1	REV GEAR
13	57500-87882	SHIM SET, FORWARD GEAR	1	FWD GEAR
14-1	09181-64002	.SHIM (T:0.55)	1	FWD GEAR
14-2	09181-64003	.SHIM (T:0.60)	1	FWD GEAR
14-3	09181-64004	.SHIM (T:0.65)	1	FWD GEAR
14-4	09181-64005	.SHIM (T:0.70)	1	FWD GEAR
14-5	09181-64006	.SHIM (T:0.75)	1	FWD GEAR
14-6	09181-64007	.SHIM (T:0.80)	1	FWD GEAR
14-7	09181-64008	.SHIM (T:0.85)	1	FWD GEAR
14-8	09181-64009	.SHIM (T:0.90)	1	FWD GEAR
14-9	09181-64010	.SHIM (T:0.95)	1	FWD GEAR
14-10	09181-64011	.SHIM (T:1.00)	1	FWD GEAR
15	57610-87L00	SHAFT, PROPELLER	1	
16	57621-87L10	SHIFTER, CLUTCH DOG	1	
17	57631-87L00	PIN, CONNECTOR	1	
18	09202-07003	PIN	1	
19	09440-09043	SPRING	1	
20	09440-42002	SPRING	1	
21	06111-07004	BALL	2	
22	06111-11004	BALL	2	
23	09181-25030	SHIM (25X32X3)	1	

FIG.220F

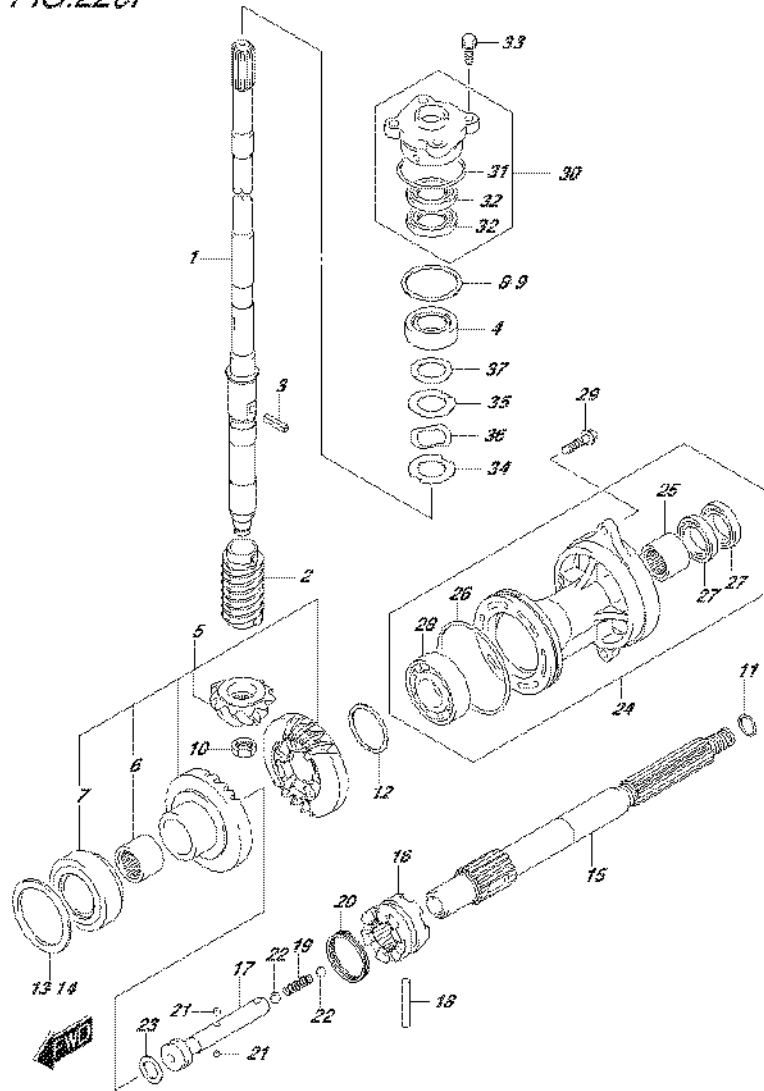
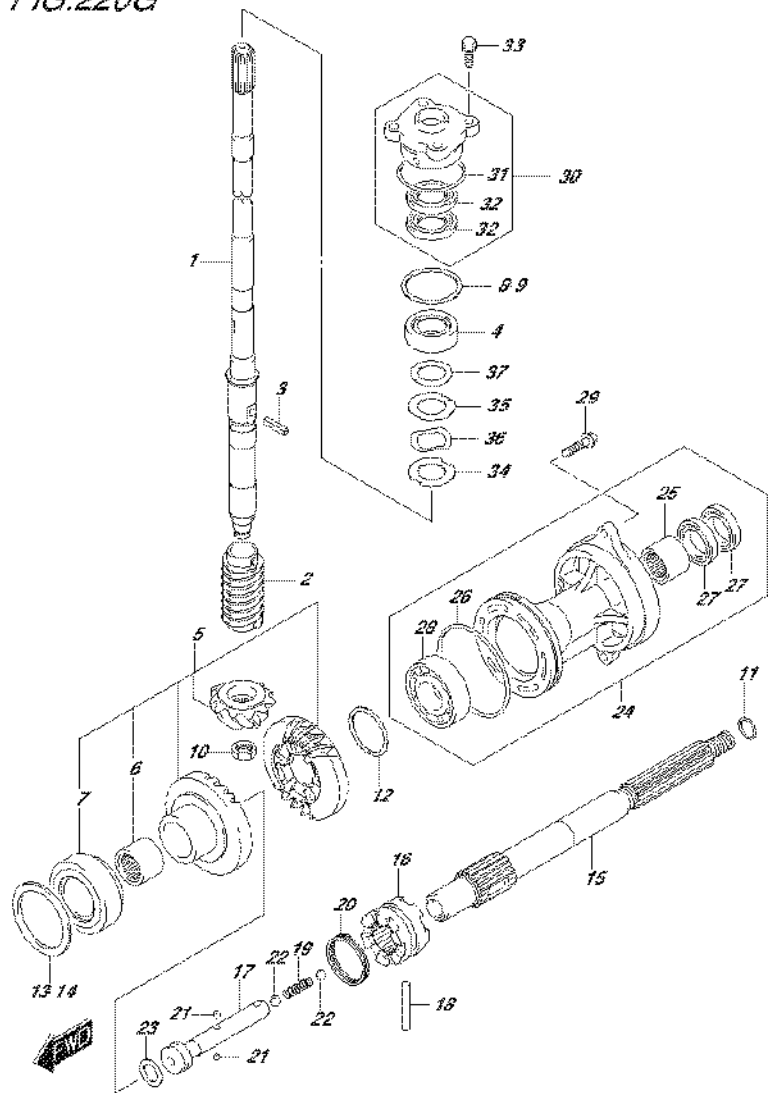


FIG.220F (1-I-14) TRANSMISSION (DF80A E40)

REF NO.	PART NO.	DESCRIPTION	Q'TY	REMARKS
24	56120-87L30-OEP	HOUSING, PROP SHAFT BRG (BLACK)	1	
25	09263-25067	.BEARING (25X32X26)	1	
26	09280-92004	.O RING (D:3.1 ID:89.4)	1	
27	09282-25001	.OIL SEAL (25X38X8)	2	
28	08113-60087	.BEARING	1	
29	09116-08122	BOLT (8X30)	2	
30	56130-87L01	HOUSING, DRIVE SHAFT OIL SEAL	1	
31	09280-46004	.O RING (D:3.5, ID:45.7)	1	
32	09282-22007	.OIL SEAL (22X36X6)	2	
33	09117-08110	BOLT (8X25)	4	
34	57134-87L00	WASHER, DRIVE SHAFT	1	
35	57135-87L00	SPACER, DRIVE SHAFT	1	
36	09164-31001	WASHER	1	
37	09181-31001	SHIM (31X46X2)	1	

FIG.220G



DF90A\_E01\_016\_220G  
TRANSMISSION

FIG.220G (1-I-15) TRANSMISSION (DF90A E01)

REF NO.	PART NO.	DESCRIPTION	Q'TY	REMARKS
1-1	57110-87L20	SHAFT ASSY, DRIVE (L)	1	W/TRANSOM(L)
1-2	57110-87L30	SHAFT ASSY, DRIVE (X)	1	W/TRANSOM(X)
2	57133-87L01	COLLAR, DRIVE SHAFT	1	
3	09205-05011	SPRING PIN (5X14)	1	
4	09265-25046	BEARING (25X52X19.25)	1	
5	57300-87880	PINION/GEAR SET	1	
6	09263-25067	.BEARING (25X32X26)	1	
7	09265-40003	.BEARING (40X75X26)	1	
8	57500-87873	SHIM SET, DRIVE SHAFT	1	
9-1	09181-40186	.SHIM (T:0.50)	1	
9-2	09181-41002	.SHIM (T:0.55)	1	
9-3	09181-41003	.SHIM (T:0.60)	1	
9-4	09181-41004	.SHIM (T:0.65)	1	
9-5	09181-41005	.SHIM (T:0.70)	1	
9-6	09181-41006	.SHIM (T:0.75)	1	
9-7	09181-40190	.SHIM (T:0.80)	1	
9-8	09181-41008	.SHIM (T:0.85)	1	
9-9	09181-41009	.SHIM (T:0.90)	1	
9-10	09181-41010	.SHIM (T:0.95)	1	
9-11	09181-40195	.SHIM (T:1.00)	1	
9-12	09181-41012	.SHIM (T:1.05)	1	
9-13	09181-41013	.SHIM (T:1.10)	1	
9-14	09181-41014	.SHIM (T:1.15)	1	
10	09140-14024	NUT	1	
11-1	09181-25130	SHIM (T:0.50)	1	PROP SHAFT REV THRUST
11-2	09181-25139	SHIM (T:1.00)	1	PROP SHAFT REV THRUST
11-3	09181-25143	SHIM (T:1.09)	1	PROP SHAFT REV THRUST
11-4	09181-25149	SHIM (T:1.21)	1	PROP SHAFT REV THRUST
11-5	09181-25153	SHIM (T:1.30)	1	PROP SHAFT REV THRUST
11-6	09181-25072	SHIM (T:1.40)	1	PROP SHAFT REV THRUST
11-7	09181-25073	SHIM (T:1.50)	1	PROP SHAFT REV THRUST
11-8	09181-25074	SHIM (T:1.60)	1	PROP SHAFT REV THRUST
11-9	09181-25075	SHIM (T:1.70)	1	PROP SHAFT REV THRUST

DF90A\_E01\_016

FIG.220G

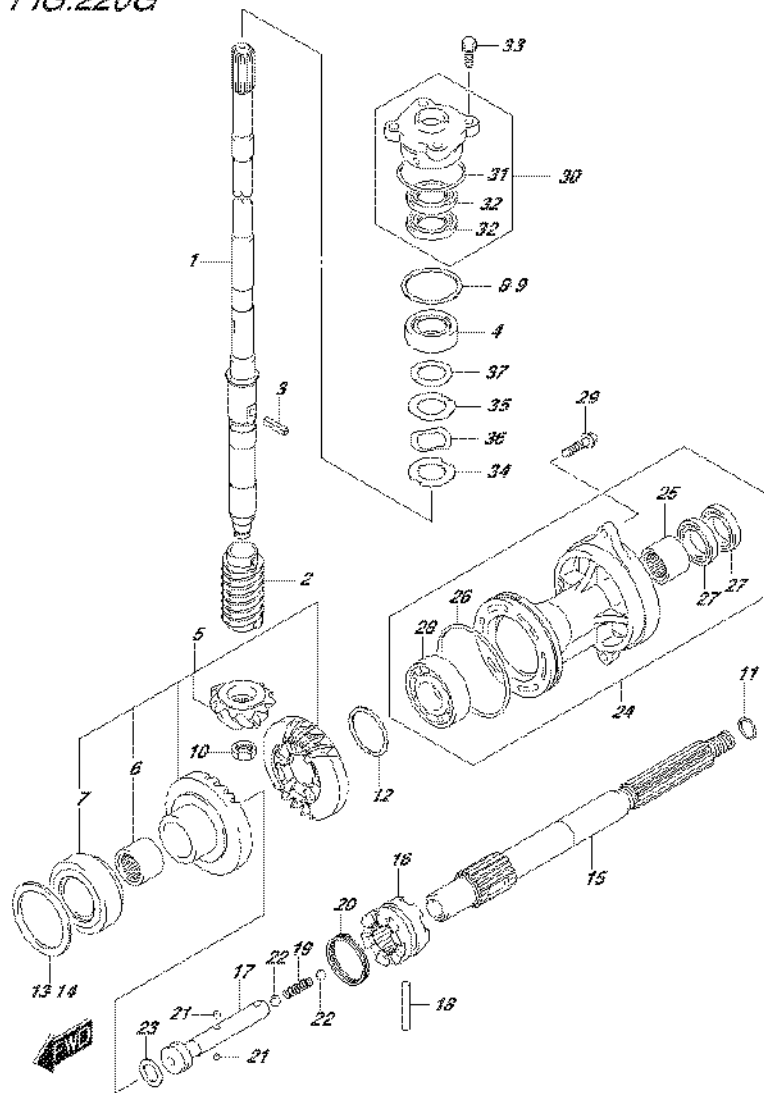
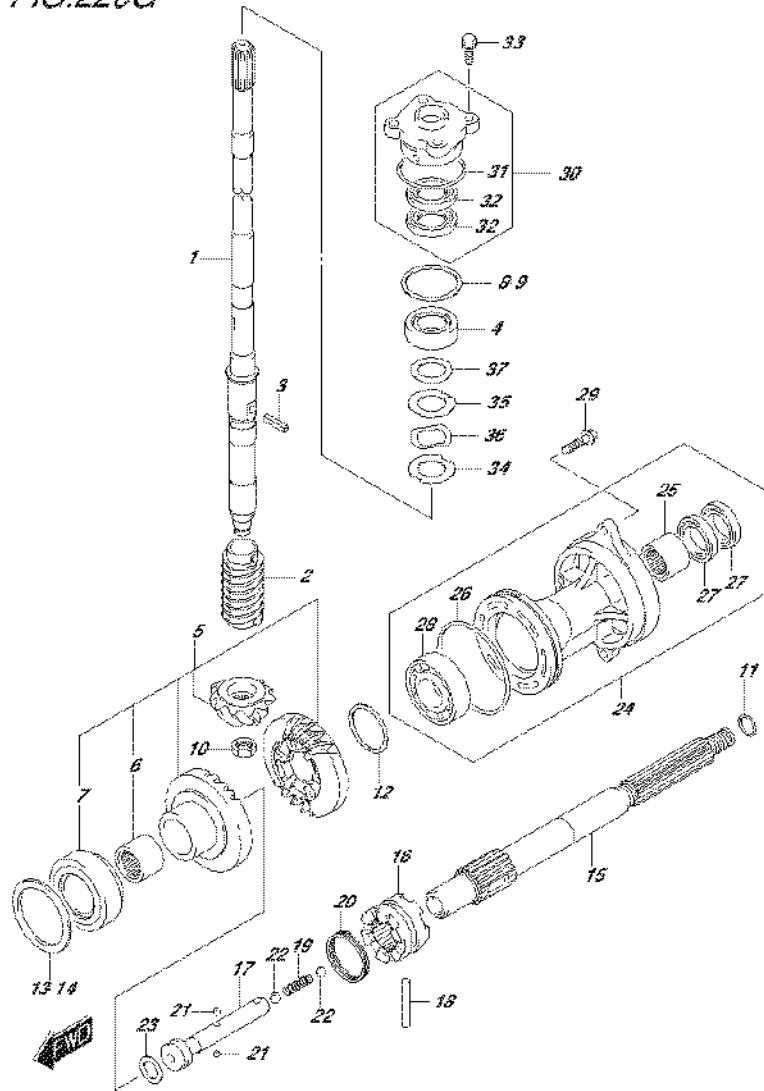


FIG.220G (1-J-2) TRANSMISSION (DF90A E01)

REF NO.	PART NO.	DESCRIPTION	Q'TY	REMARKS
12-1	09181-40018	SHIM (T:0.55)	1	REV GEAR
12-2	09181-40004	SHIM (T:0.60)	1	REV GEAR
12-3	09181-40005	SHIM (T:0.65)	1	REV GEAR
12-4	09181-40006	SHIM (T:0.70)	1	REV GEAR
12-5	09181-40007	SHIM (T:0.75)	1	REV GEAR
12-6	09181-40008	SHIM (T:0.80)	1	REV GEAR
12-7	09181-40009	SHIM (T:0.85)	1	REV GEAR
12-8	09181-40010	SHIM (T:0.90)	1	REV GEAR
12-9	09181-40011	SHIM (T:0.95)	1	REV GEAR
12-10	09181-40012	SHIM (T:1.00)	1	REV GEAR
12-11	09181-40013	SHIM (T:1.05)	1	REV GEAR
13	57500-87882	SHIM SET, FORWARD GEAR	1	FWD GEAR
14-1	09181-64002	.SHIM (T:0.55)	1	FWD GEAR
14-2	09181-64003	.SHIM (T:0.60)	1	FWD GEAR
14-3	09181-64004	.SHIM (T:0.65)	1	FWD GEAR
14-4	09181-64005	.SHIM (T:0.70)	1	FWD GEAR
14-5	09181-64006	.SHIM (T:0.75)	1	FWD GEAR
14-6	09181-64007	.SHIM (T:0.80)	1	FWD GEAR
14-7	09181-64008	.SHIM (T:0.85)	1	FWD GEAR
14-8	09181-64009	.SHIM (T:0.90)	1	FWD GEAR
14-9	09181-64010	.SHIM (T:0.95)	1	FWD GEAR
14-10	09181-64011	.SHIM (T:1.00)	1	FWD GEAR
15	57610-87L00	SHAFT, PROPELLER	1	
16	57621-87L10	SHIFTER, CLUTCH DOG	1	
17	57631-87L00	PIN, CONNECTOR	1	
18	09202-07003	PIN	1	
19	09440-09043	SPRING	1	
20	09440-42002	SPRING	1	
21	06111-07004	BALL	2	
22	06111-11004	BALL	2	
23	09181-25030	SHIM (25X32X3)	1	

FIG.220G



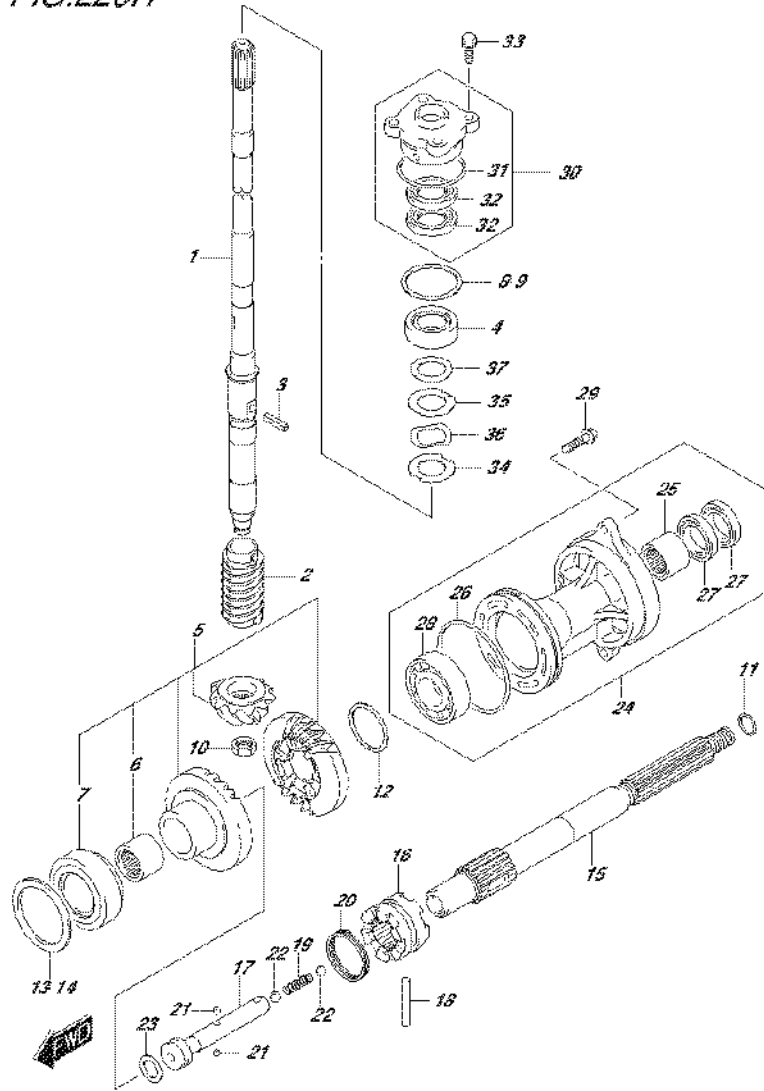
DF90A\_E01\_016\_220G  
TRANSMISSION

FIG.220G (1-J-3) TRANSMISSION (DF90A E01)

REF NO.	PART NO.	DESCRIPTION	Q'TY	REMARKS
24-1	56120-87L30-OEP	HOUSING, PROP SHAFT BRG (BLACK)	1	
24-2	56120-87L30-Y5S	HOUSING, PROP SHAFT BRG (WHITE)	1	
25	09263-25067	.BEARING (25X32X26)	1	
26	09280-92004	.O RING (D:3.1 ID:89.4)	1	
27	09282-25001	.OIL SEAL (25X38X8)	2	
28	08113-60087	.BEARING	1	
29	09116-08122	BOLT (8X30)	2	
30	56130-87L01	HOUSING, DRIVE SHAFT OIL SEAL	1	
31	09280-46004	.O RING (D:3.5 ID:45.7)	1	
32	09282-22007	.OIL SEAL (22X36X6)	2	
33	09117-08110	BOLT (8X25)	4	
34	57134-87L00	WASHER, DRIVE SHAFT	1	
35	57135-87L00	SPACER, DRIVE SHAFT	1	
36	09164-31001	WASHER	1	
37	09181-31001	SHIM (31X46X2)	1	

DF90A\_E01\_016

FIG.220H



DF90A\_E01\_016\_220H  
TRANSMISSION

FIG.220H (1-J-4) TRANSMISSION (DF90A E40)

REF NO.	PART NO.	DESCRIPTION	Q'TY	REMARKS
1-1	57110-87L20	SHAFT ASSY, DRIVE (L)	1	W/TRANSOM(L)
1-2	57110-87L30	SHAFT ASSY, DRIVE (X)	1	W/TRANSOM(X)
2	57133-87L01	COLLAR, DRIVE SHAFT	1	
3	09205-05011	SPRING PIN (5X14)	1	
4	09265-25046	BEARING (25X52X19.25)	1	
5	57300-87880	PINION/GEAR SET	1	
6	09263-25067	.BEARING (25X32X26)	1	
7	09265-40003	.BEARING (40X75X26)	1	
8	57500-87873	SHIM SET, DRIVE SHAFT	1	
9-1	09181-40186	.SHIM (T:0.50)	1	
9-2	09181-41002	.SHIM (T:0.55)	1	
9-3	09181-41003	.SHIM (T:0.60)	1	
9-4	09181-41004	.SHIM (T:0.65)	1	
9-5	09181-41005	.SHIM (T:0.70)	1	
9-6	09181-41006	.SHIM (T:0.75)	1	
9-7	09181-40190	.SHIM (T:0.80)	1	
9-8	09181-41008	.SHIM (T:0.85)	1	
9-9	09181-41009	.SHIM (T:0.90)	1	
9-10	09181-41010	.SHIM (T:0.95)	1	
9-11	09181-40195	.SHIM (T:1.00)	1	
9-12	09181-41012	.SHIM (T:1.05)	1	
9-13	09181-41013	.SHIM (T:1.10)	1	
9-14	09181-41014	.SHIM (T:1.15)	1	
10	09140-14024	NUT	1	
11-1	09181-25130	SHIM (T:0.50)	1	PROP SHAFT REV THRUST
11-2	09181-25139	SHIM (T:1.00)	1	PROP SHAFT REV THRUST
11-3	09181-25143	SHIM (T:1.09)	1	PROP SHAFT REV THRUST
11-4	09181-25149	SHIM (T:1.21)	1	PROP SHAFT REV THRUST
11-5	09181-25153	SHIM (T:1.30)	1	PROP SHAFT REV THRUST
11-6	09181-25072	SHIM (T:1.40)	1	PROP SHAFT REV THRUST
11-7	09181-25073	SHIM (T:1.50)	1	PROP SHAFT REV THRUST
11-8	09181-25074	SHIM (T:1.60)	1	PROP SHAFT REV THRUST
11-9	09181-25075	SHIM (T:1.70)	1	PROP SHAFT REV THRUST

DF90A\_E01\_016



FIG.220H

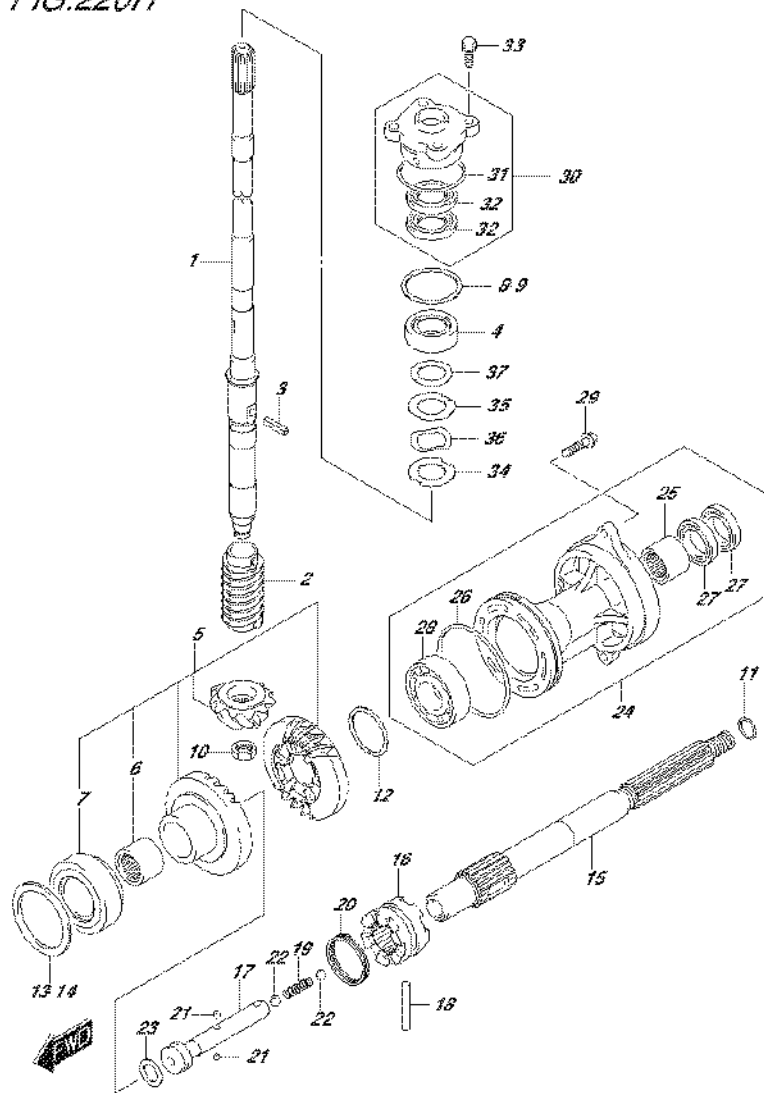


FIG.220H (1-J-5) TRANSMISSION (DF90A E40)

REF NO.	PART NO.	DESCRIPTION	Q'TY	REMARKS
12-1	09181-40018	SHIM (T:0.55)	1	REV GEAR
12-2	09181-40004	SHIM (T:0.60)	1	REV GEAR
12-3	09181-40005	SHIM (T:0.65)	1	REV GEAR
12-4	09181-40006	SHIM (T:0.70)	1	REV GEAR
12-5	09181-40007	SHIM (T:0.75)	1	REV GEAR
12-6	09181-40008	SHIM (T:0.80)	1	REV GEAR
12-7	09181-40009	SHIM (T:0.85)	1	REV GEAR
12-8	09181-40010	SHIM (T:0.90)	1	REV GEAR
12-9	09181-40011	SHIM (T:0.95)	1	REV GEAR
12-10	09181-40012	SHIM (T:1.00)	1	REV GEAR
12-11	09181-40013	SHIM (T:1.05)	1	REV GEAR
13	57500-87882	SHIM SET, FORWARD GEAR	1	FWD GEAR
14-1	09181-64002	.SHIM (T:0.55)	1	FWD GEAR
14-2	09181-64003	.SHIM (T:0.60)	1	FWD GEAR
14-3	09181-64004	.SHIM (T:0.65)	1	FWD GEAR
14-4	09181-64005	.SHIM (T:0.70)	1	FWD GEAR
14-5	09181-64006	.SHIM (T:0.75)	1	FWD GEAR
14-6	09181-64007	.SHIM (T:0.80)	1	FWD GEAR
14-7	09181-64008	.SHIM (T:0.85)	1	FWD GEAR
14-8	09181-64009	.SHIM (T:0.90)	1	FWD GEAR
14-9	09181-64010	.SHIM (T:0.95)	1	FWD GEAR
14-10	09181-64011	.SHIM (T:1.00)	1	FWD GEAR
15	57610-87L00	SHAFT, PROPELLER	1	
16	57621-87L10	SHIFTER, CLUTCH DOG	1	
17	57631-87L00	PIN, CONNECTOR	1	
18	09202-07003	PIN	1	
19	09440-09043	SPRING	1	
20	09440-42002	SPRING	1	
21	06111-07004	BALL	2	
22	06111-11004	BALL	2	
23	09181-25030	SHIM (25X32X3)	1	

FIG.220H

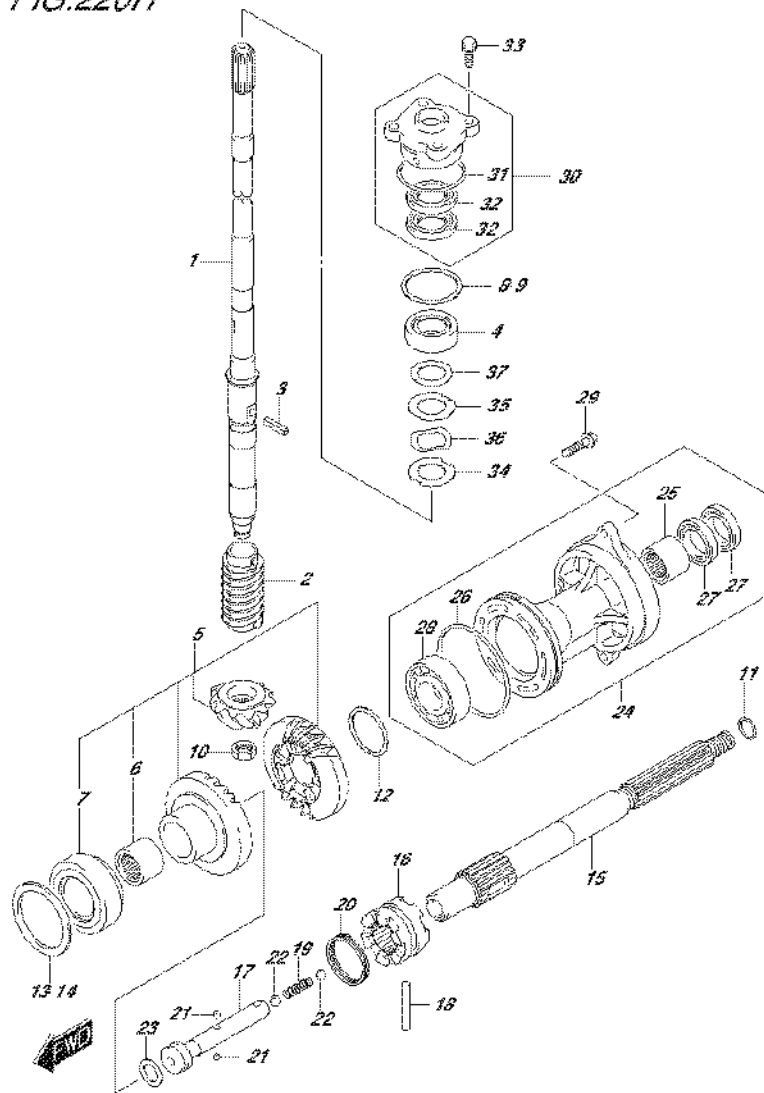


FIG.220H (1-J-6) TRANSMISSION (DF90A E40)

REF NO.	PART NO.	DESCRIPTION	Q'TY	REMARKS
24-1	56120-87L30-OEP	HOUSING, PROP SHAFT BRG (BLACK)	1	
24-2	56120-87L30-Y5S	HOUSING, PROP SHAFT BRG (WHITE)	1	
25	09263-25067	.BEARING (25X32X26)	1	
26	09280-92004	.O RING (D:3.1 ID:89.4)	1	
27	09282-25001	.OIL SEAL (25X38X8)	2	
28	08113-60087	.BEARING	1	
29	09116-08122	BOLT (8X30)	2	
30	56130-87L01	HOUSING, DRIVE SHAFT OIL SEAL	1	
31	09280-46004	.O RING (D:3.5.ID:45.7)	1	
32	09282-22007	.OIL SEAL (22X36X6)	2	
33	09117-08110	BOLT (8X25)	4	
34	57134-87L00	WASHER, DRIVE SHAFT	1	
35	57135-87L00	SPACER, DRIVE SHAFT	1	
36	09164-31001	WASHER	1	
37	09181-31001	SHIM (31X46X2)	1	

FIG.220J

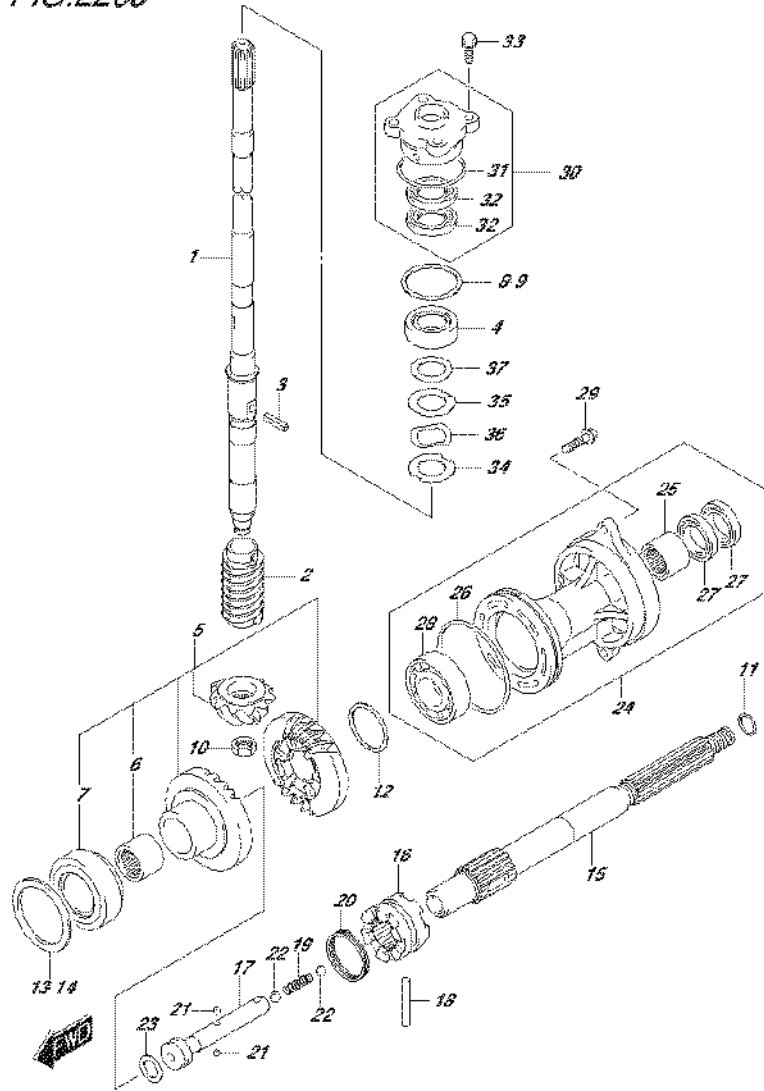


FIG.220J (1-J-7) TRANSMISSION (DF90ATH E01)

REF NO.	PART NO.	DESCRIPTION	Q'TY	REMARKS
1-1	57110-87L20	SHAFT ASSY, DRIVE (L)	1	W/TRANSOM(L)
1-2	57110-87L30	SHAFT ASSY, DRIVE (X)	1	W/TRANSOM(X)
2	57133-87L01	COLLAR, DRIVE SHAFT	1	
3	09205-05011	SPRING PIN (5X14)	1	
4	09265-25046	BEARING (25X52X19.25)	1	
5	57300-87880	PINION/GEAR SET	1	
6	09263-25067	.BEARING (25X32X26)	1	
7	09265-40003	.BEARING (40X75X26)	1	
8	57500-87873	SHIM SET, DRIVE SHAFT	1	
9-1	09181-40186	.SHIM (T:0.50)	1	
9-2	09181-41002	.SHIM (T:0.55)	1	
9-3	09181-41003	.SHIM (T:0.60)	1	
9-4	09181-41004	.SHIM (T:0.65)	1	
9-5	09181-41005	.SHIM (T:0.70)	1	
9-6	09181-41006	.SHIM (T:0.75)	1	
9-7	09181-40190	.SHIM (T:0.80)	1	
9-8	09181-41008	.SHIM (T:0.85)	1	
9-9	09181-41009	.SHIM (T:0.90)	1	
9-10	09181-41010	.SHIM (T:0.95)	1	
9-11	09181-40195	.SHIM (T:1.00)	1	
9-12	09181-41012	.SHIM (T:1.05)	1	
9-13	09181-41013	.SHIM (T:1.10)	1	
9-14	09181-41014	.SHIM (T:1.15)	1	
10	09140-14024	NUT	1	
11-1	09181-25130	SHIM (T:0.50)	1	PROP SHAFT REV THRUST
11-2	09181-25139	SHIM (T:1.00)	1	PROP SHAFT REV THRUST
11-3	09181-25143	SHIM (T:1.09)	1	PROP SHAFT REV THRUST
11-4	09181-25149	SHIM (T:1.21)	1	PROP SHAFT REV THRUST
11-5	09181-25153	SHIM (T:1.30)	1	PROP SHAFT REV THRUST
11-6	09181-25072	SHIM (T:1.40)	1	PROP SHAFT REV THRUST
11-7	09181-25073	SHIM (T:1.50)	1	PROP SHAFT REV THRUST
11-8	09181-25074	SHIM (T:1.60)	1	PROP SHAFT REV THRUST
11-9	09181-25075	SHIM (T:1.70)	1	PROP SHAFT REV THRUST

FIG.220J

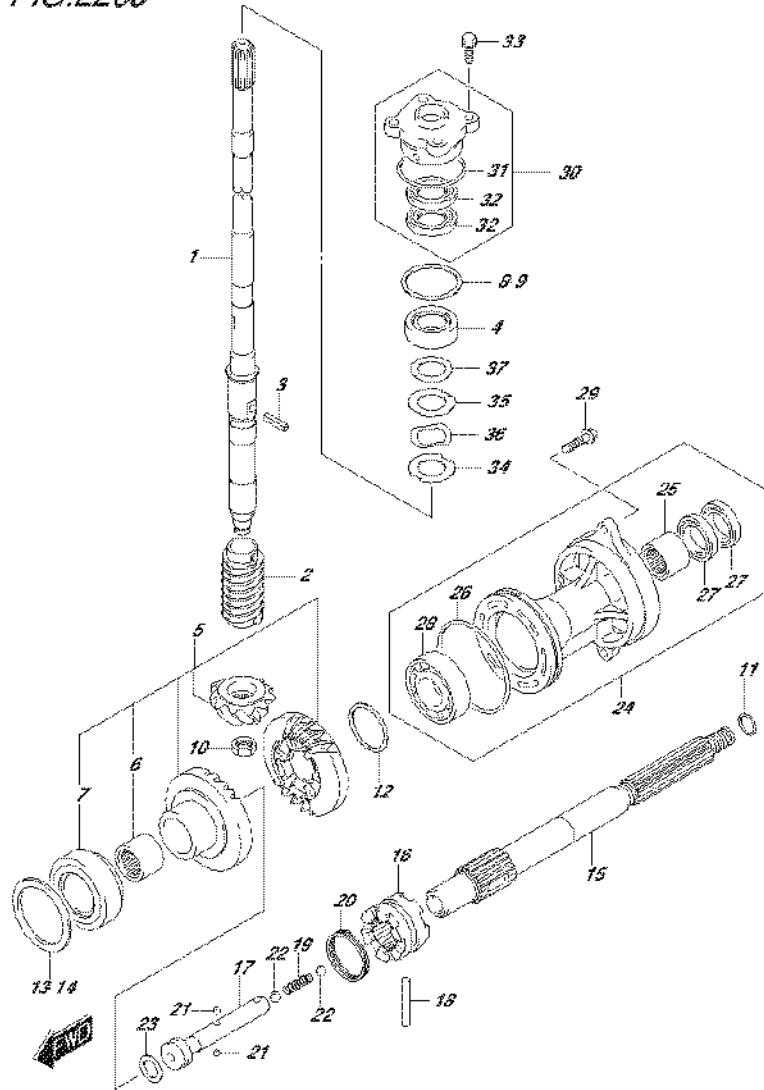


FIG.220J (1-J-8) TRANSMISSION (DF90ATH E01)

REF NO.	PART NO.	DESCRIPTION	Q'TY	REMARKS
12-1	09181-40018	SHIM (T:0.55)	1	REV GEAR
12-2	09181-40004	SHIM (T:0.60)	1	REV GEAR
12-3	09181-40005	SHIM (T:0.65)	1	REV GEAR
12-4	09181-40006	SHIM (T:0.70)	1	REV GEAR
12-5	09181-40007	SHIM (T:0.75)	1	REV GEAR
12-6	09181-40008	SHIM (T:0.80)	1	REV GEAR
12-7	09181-40009	SHIM (T:0.85)	1	REV GEAR
12-8	09181-40010	SHIM (T:0.90)	1	REV GEAR
12-9	09181-40011	SHIM (T:0.95)	1	REV GEAR
12-10	09181-40012	SHIM (T:1.00)	1	REV GEAR
12-11	09181-40013	SHIM (T:1.05)	1	REV GEAR
13	57500-87882	SHIM SET, FORWARD GEAR	1	FWD GEAR
14-1	09181-64002	.SHIM (T:0.55)	1	FWD GEAR
14-2	09181-64003	.SHIM (T:0.60)	1	FWD GEAR
14-3	09181-64004	.SHIM (T:0.65)	1	FWD GEAR
14-4	09181-64005	.SHIM (T:0.70)	1	FWD GEAR
14-5	09181-64006	.SHIM (T:0.75)	1	FWD GEAR
14-6	09181-64007	.SHIM (T:0.80)	1	FWD GEAR
14-7	09181-64008	.SHIM (T:0.85)	1	FWD GEAR
14-8	09181-64009	.SHIM (T:0.90)	1	FWD GEAR
14-9	09181-64010	.SHIM (T:0.95)	1	FWD GEAR
14-10	09181-64011	.SHIM (T:1.00)	1	FWD GEAR
15	57610-87L00	SHAFT, PROPELLER	1	
16	57621-87L10	SHIFTER, CLUTCH DOG	1	
17	57631-87L00	PIN, CONNECTOR	1	
18	09202-07003	PIN	1	
19	09440-09043	SPRING	1	
20	09440-42002	SPRING	1	
21	06111-07004	BALL	2	
22	06111-11004	BALL	2	
23	09181-25030	SHIM (25X32X3)	1	

FIG.220J

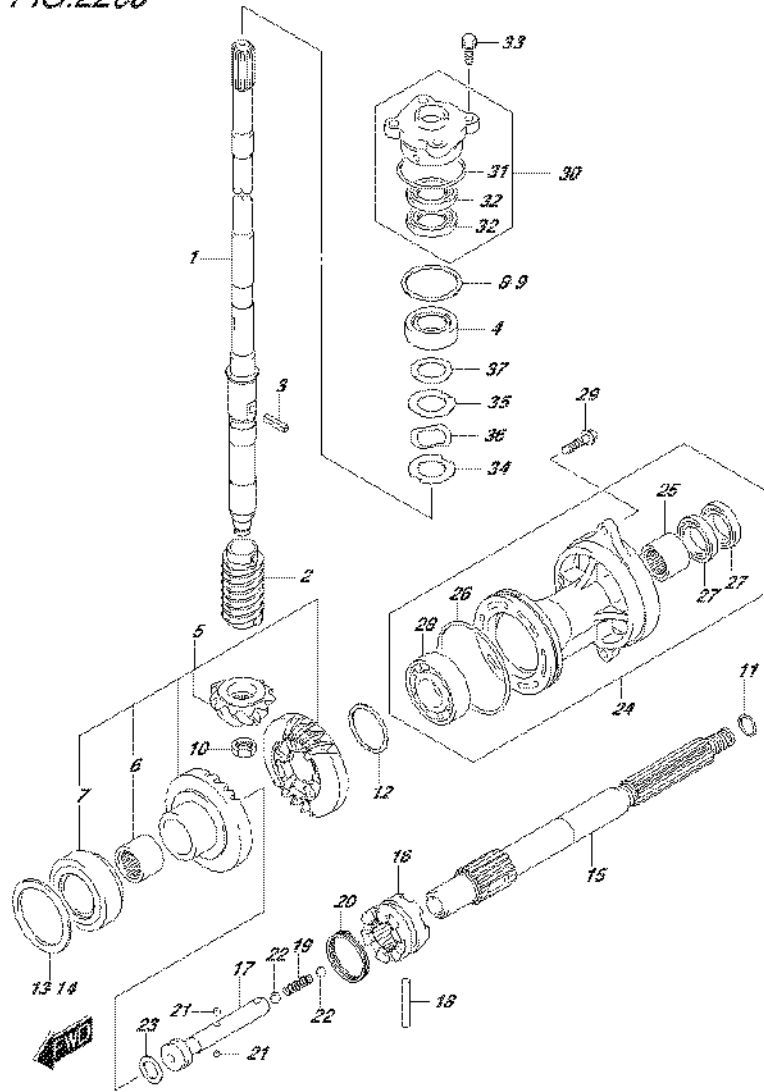


FIG.220J (1-J-9) TRANSMISSION (DF90ATH E01)

REF NO.	PART NO.	DESCRIPTION	Q'TY	REMARKS
24	56120-87L30-OEP	HOUSING, PROP SHAFT BRG (BLACK)	1	
25	09263-25067	.BEARING (25X32X26)	1	
26	09280-92004	.O RING (D:3.1 ID:89.4)	1	
27	09282-25001	.OIL SEAL (25X38X8)	2	
28	08113-60087	.BEARING	1	
29	09116-08122	BOLT (8X30)	2	
30	56130-87L01	HOUSING, DRIVE SHAFT OIL SEAL	1	
31	09280-46004	.O RING (D:3.5, ID:45.7)	1	
32	09282-22007	.OIL SEAL (22X36X6)	2	
33	09117-08110	BOLT (8X25)	4	
34	57134-87L00	WASHER, DRIVE SHAFT	1	
35	57135-87L00	SPACER, DRIVE SHAFT	1	
36	09164-31001	WASHER	1	
37	09181-31001	SHIM (31X46X2)	1	

FIG.220K

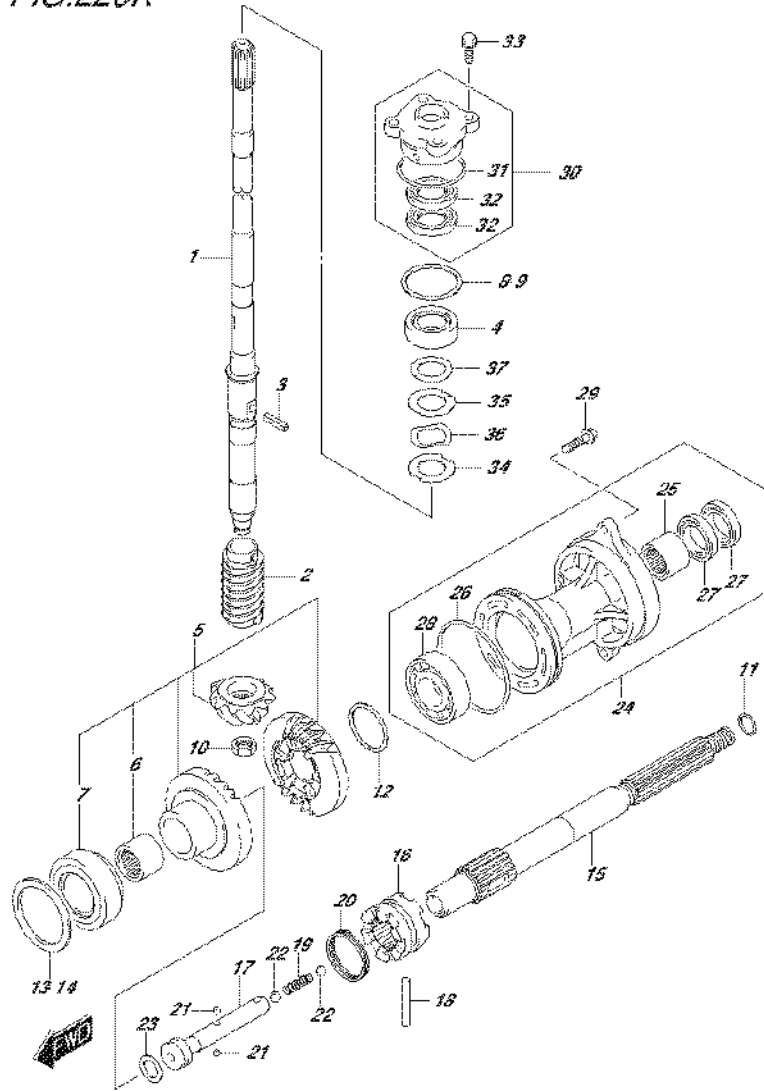


FIG.220K (1-J-10) TRANSMISSION (DF90ATH E40)

REF NO.	PART NO.	DESCRIPTION	Q'TY	REMARKS
1-1	57110-87L20	SHAFT ASSY, DRIVE (L)	1	W/TRANSOM(L)
1-2	57110-87L30	SHAFT ASSY, DRIVE (X)	1	W/TRANSOM(X)
2	57133-87L01	COLLAR, DRIVE SHAFT	1	
3	09205-05011	SPRING PIN (5X14)	1	
4	09265-25046	BEARING (25X52X19.25)	1	
5	57300-87880	PINION/GEAR SET	1	
6	09263-25067	.BEARING (25X32X26)	1	
7	09265-40003	.BEARING (40X75X26)	1	
8	57500-87873	SHIM SET, DRIVE SHAFT	1	
9-1	09181-40186	.SHIM (T:0.50)	1	
9-2	09181-41002	.SHIM (T:0.55)	1	
9-3	09181-41003	.SHIM (T:0.60)	1	
9-4	09181-41004	.SHIM (T:0.65)	1	
9-5	09181-41005	.SHIM (T:0.70)	1	
9-6	09181-41006	.SHIM (T:0.75)	1	
9-7	09181-40190	.SHIM (T:0.80)	1	
9-8	09181-41008	.SHIM (T:0.85)	1	
9-9	09181-41009	.SHIM (T:0.90)	1	
9-10	09181-41010	.SHIM (T:0.95)	1	
9-11	09181-40195	.SHIM (T:1.00)	1	
9-12	09181-41012	.SHIM (T:1.05)	1	
9-13	09181-41013	.SHIM (T:1.10)	1	
9-14	09181-41014	.SHIM (T:1.15)	1	
10	09140-14024	NUT	1	
11-1	09181-25130	SHIM (T:0.50)	1	PROP SHAFT REV THRUST
11-2	09181-25139	SHIM (T:1.00)	1	PROP SHAFT REV THRUST
11-3	09181-25143	SHIM (T:1.09)	1	PROP SHAFT REV THRUST
11-4	09181-25149	SHIM (T:1.21)	1	PROP SHAFT REV THRUST
11-5	09181-25153	SHIM (T:1.30)	1	PROP SHAFT REV THRUST
11-6	09181-25072	SHIM (T:1.40)	1	PROP SHAFT REV THRUST
11-7	09181-25073	SHIM (T:1.50)	1	PROP SHAFT REV THRUST
11-8	09181-25074	SHIM (T:1.60)	1	PROP SHAFT REV THRUST
11-9	09181-25075	SHIM (T:1.70)	1	PROP SHAFT REV THRUST

FIG.220K

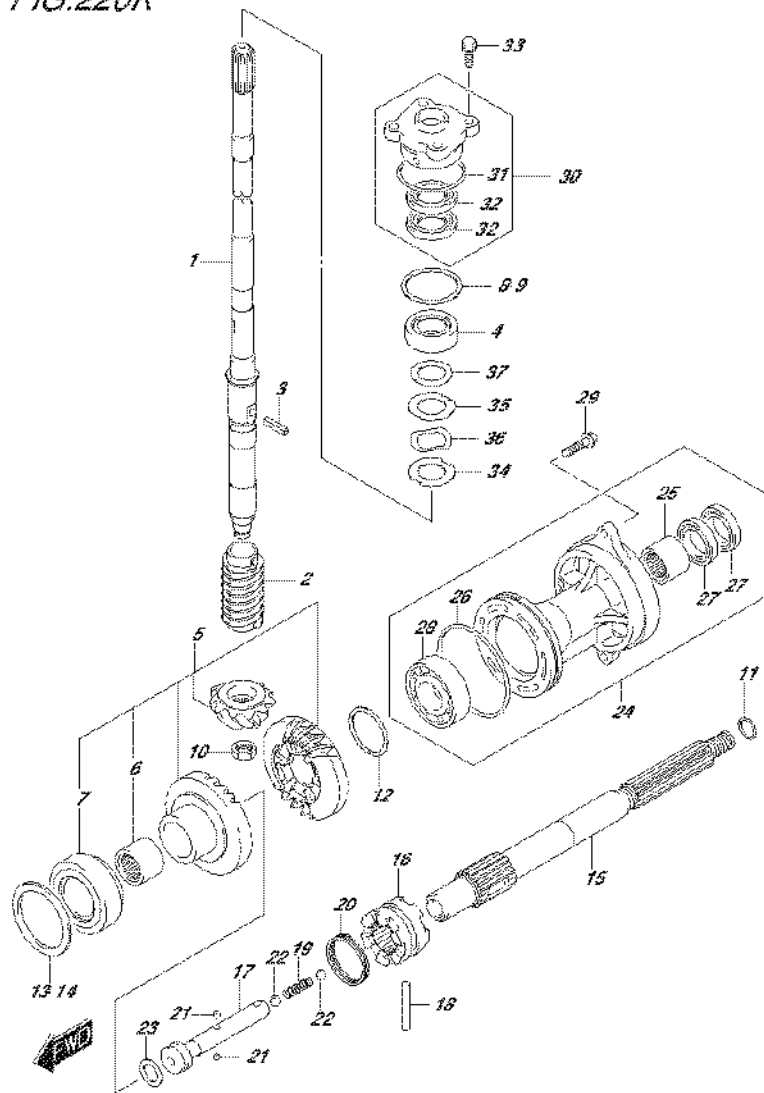


FIG.220K (1-J-11) TRANSMISSION (DF90ATH E40)

REF NO.	PART NO.	DESCRIPTION	Q'TY	REMARKS
12-1	09181-40018	SHIM (T:0.55)	1	REV GEAR
12-2	09181-40004	SHIM (T:0.60)	1	REV GEAR
12-3	09181-40005	SHIM (T:0.65)	1	REV GEAR
12-4	09181-40006	SHIM (T:0.70)	1	REV GEAR
12-5	09181-40007	SHIM (T:0.75)	1	REV GEAR
12-6	09181-40008	SHIM (T:0.80)	1	REV GEAR
12-7	09181-40009	SHIM (T:0.85)	1	REV GEAR
12-8	09181-40010	SHIM (T:0.90)	1	REV GEAR
12-9	09181-40011	SHIM (T:0.95)	1	REV GEAR
12-10	09181-40012	SHIM (T:1.00)	1	REV GEAR
12-11	09181-40013	SHIM (T:1.05)	1	REV GEAR
13	57500-87882	SHIM SET, FORWARD GEAR	1	FWD GEAR
14-1	09181-64002	.SHIM (T:0.55)	1	FWD GEAR
14-2	09181-64003	.SHIM (T:0.60)	1	FWD GEAR
14-3	09181-64004	.SHIM (T:0.65)	1	FWD GEAR
14-4	09181-64005	.SHIM (T:0.70)	1	FWD GEAR
14-5	09181-64006	.SHIM (T:0.75)	1	FWD GEAR
14-6	09181-64007	.SHIM (T:0.80)	1	FWD GEAR
14-7	09181-64008	.SHIM (T:0.85)	1	FWD GEAR
14-8	09181-64009	.SHIM (T:0.90)	1	FWD GEAR
14-9	09181-64010	.SHIM (T:0.95)	1	FWD GEAR
14-10	09181-64011	.SHIM (T:1.00)	1	FWD GEAR
15	57610-87L00	SHAFT, PROPELLER	1	
16	57621-87L10	SHIFTER, CLUTCH DOG	1	
17	57631-87L00	PIN, CONNECTOR	1	
18	09202-07003	PIN	1	
19	09440-09043	SPRING	1	
20	09440-42002	SPRING	1	
21	06111-07004	BALL	2	
22	06111-11004	BALL	2	
23	09181-25030	SHIM (25X32X3)	1	

FIG.220K

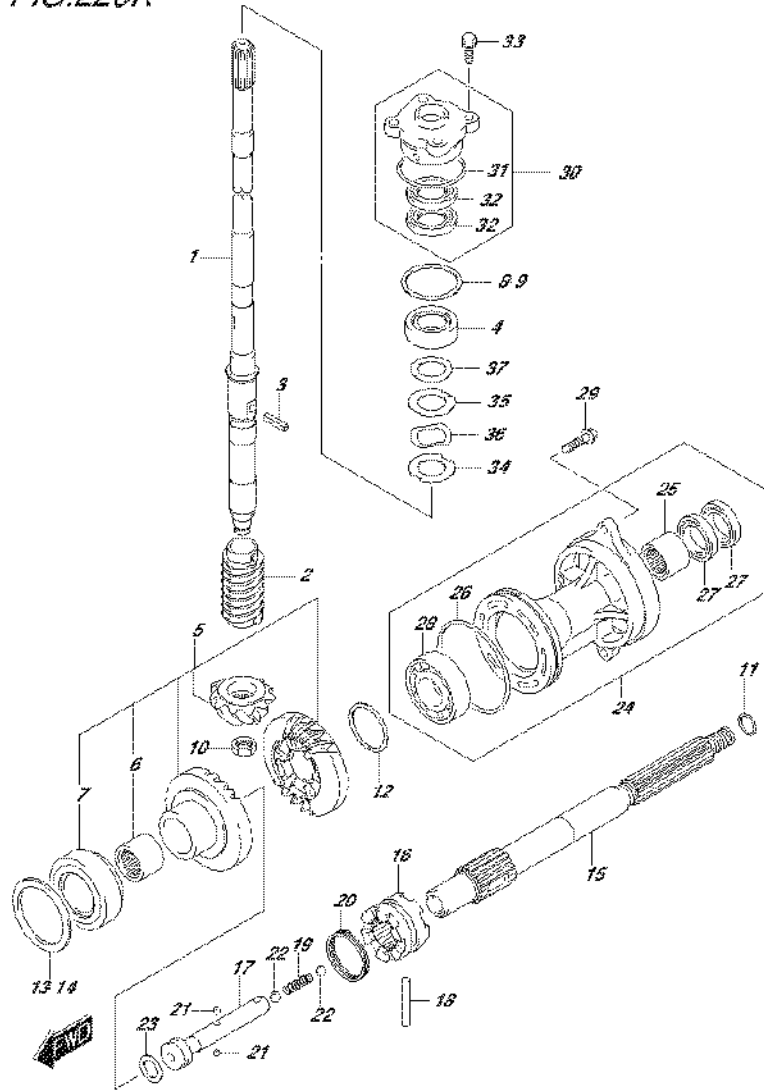


FIG.220K (1-J-12) TRANSMISSION (DF90ATH E40)

REF NO.	PART NO.	DESCRIPTION	Q'TY	REMARKS
24	56120-87L30-OEP	HOUSING, PROP SHAFT BRG (BLACK)	1	
25	09263-25067	.BEARING (25X32X26)	1	
26	09280-92004	.O RING (D:3.1 ID:89.4)	1	
27	09282-25001	.OIL SEAL (25X38X8)	2	
28	08113-60087	.BEARING	1	
29	09116-08122	BOLT (8X30)	2	
30	56130-87L01	HOUSING, DRIVE SHAFT OIL SEAL	1	
31	09280-46004	.O RING (D:3.5, ID:45.7)	1	
32	09282-22007	.OIL SEAL (22X36X6)	2	
33	09117-08110	BOLT (8X25)	4	
34	57134-87L00	WASHER, DRIVE SHAFT	1	
35	57135-87L00	SPACER, DRIVE SHAFT	1	
36	09164-31001	WASHER	1	
37	09181-31001	SHIM (31X46X2)	1	



FIG.301A

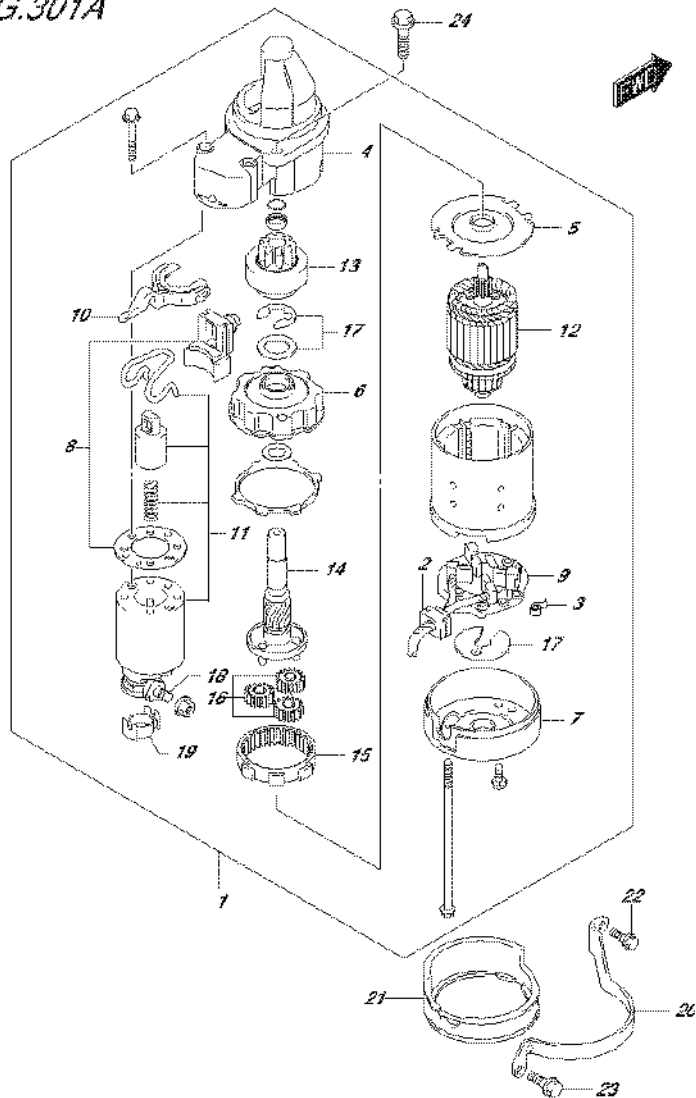


FIG.301A (1-J-13) STARTING MOTOR

REF NO.	PART NO.	DESCRIPTION	Q'TY	REMARKS
1	31100-96J02	STARTING MOTOR	1	
2	31131-90J01	.BRUSH SET, PLUS	1	
3	31135-90J00	.SPRING	4	
4	31151-94J01	.CASE, GEAR	1	
5	31152-90J00	.PLATE, CENTER	1	
6	31153-90J00	.BRACKET, GEAR	1	
7	31170-90J00	.COVER, STARTER MOTOR REAR	1	
8	31171-96J00	.COVER KIT, DUST	1	
9	31173-90J02	.HOLDER, BRUSH	1	
10	31191-96J00	.LEVER, SHIFT	1	
11	31220-94J00	.SWITCH, MAGNET	1	
12	31310-90J00	ARMATURE	1	
13	31320-93J00	.PINION	1	
14	31341-93J00	.SHAFT, PINION	1	
15	31343-90J00	.INTERNAL GEAR	1	
16	31344-90J00	.GEAR, PLANETARY	3	
17	31360-93J01	.WASHER SET, STOPPER	1	
18	31913-93J00	.TERMINAL	1	
19	31914-93J00	.CAP, TERMINAL	1	
20	31912-87L00	BAND, STARTING MOTOR	1	
21	31918-87L00	DAMPER, LOWER	1	
22	01550-06167	BOLT	1	
23	01550-08207	BOLT	1	
24	01550-08357	BOLT	2	

FIG.303A

FIG.303A (1-J-14) MAGNETO

REF NO.	PART NO.	DESCRIPTION	Q'TY	REMARKS
1	32102-87L00	FLYWHEEL	1	
2	09103-16004	BOLT (16X50)	1	
3	09160-16047	WASHER (16.5X48.5X4.5)	1	
4	09420-04008	KEY	1	
5	32120-87L10	COIL, BATTERY CHARGING	1	
6	32160-87L00	COIL, IGNITION TIMING	1	
7	09106-05030	BOLT (5X10)	2	
8	33220-64L10	SENSOR ASSY, CAM POSITION	1	
9	01547-06167	BOLT	1	
10	09403-13408	CLAMP	2	
11	01550-06127	BOLT	2	
12	09103-06211	BOLT (6X25)	3	
13	09403-20301	CLAMP	1	

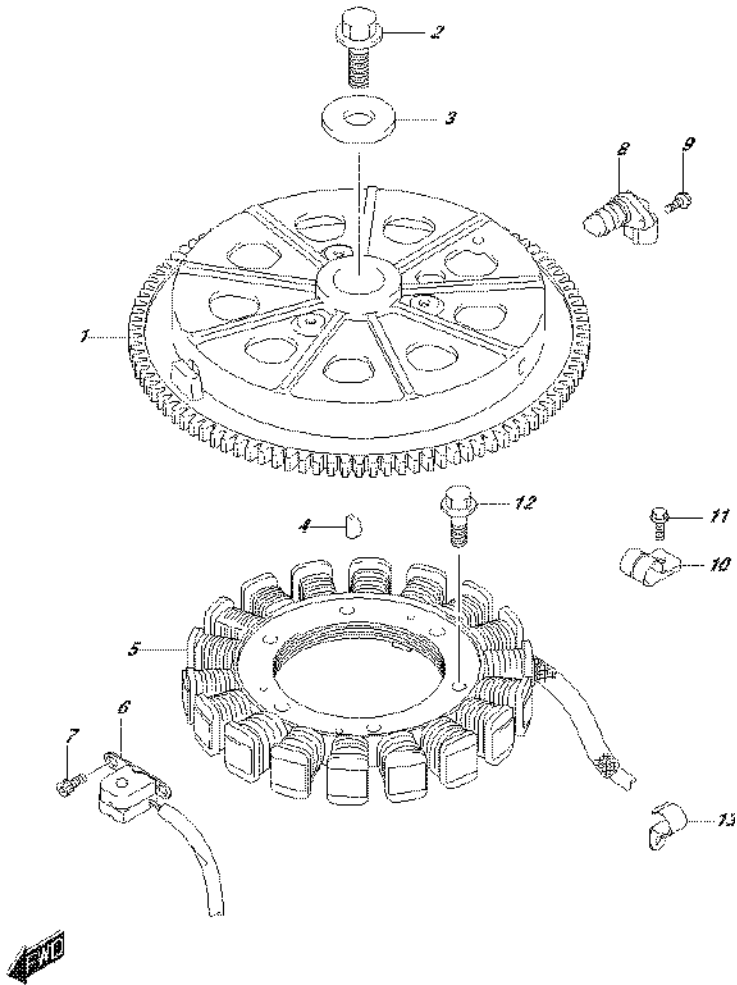


FIG.310A

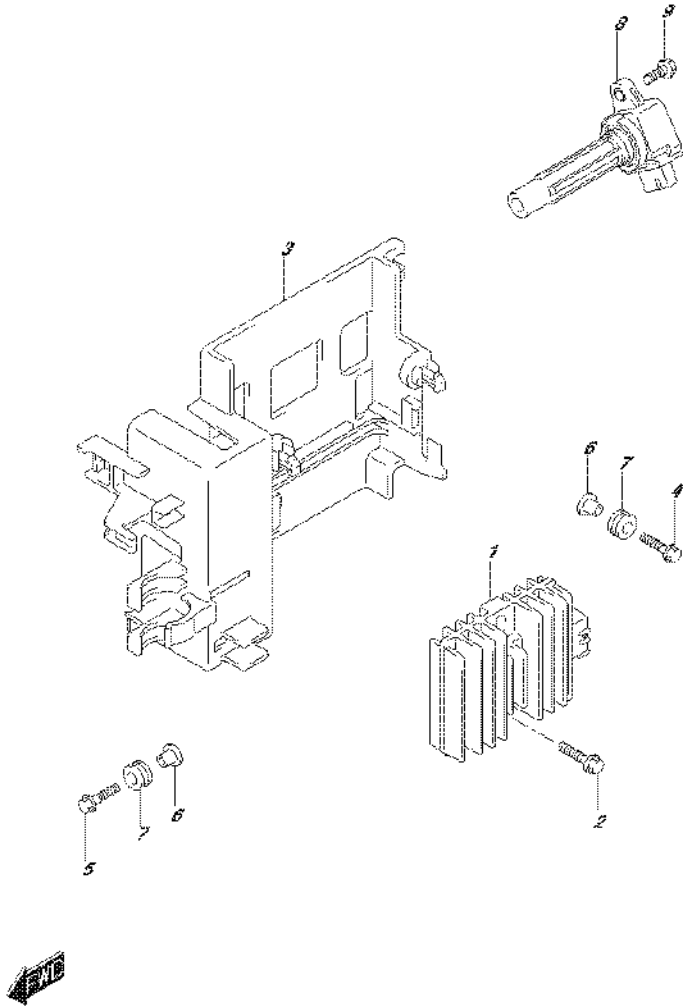


FIG.310A (1-J-15) RECTIFIER/IGNITION COIL

REF NO.	PART NO.	DESCRIPTION	Q'TY	REMARKS
1	32800-87L00	RECTIFIER/REGULATOR ASSY	1	
2	01550-06257	BOLT	2	
3	32890-87L01	HOLDER, ELECTRIC PARTS	1	
4	09116-06202	BOLT (6X25)	2	
5	01550-06257	BOLT	1	
6	09169-06062	WASHER	3	
7	09320-09016	CUSHION	3	
8	33410-87L00	COIL ASSY, IGNITION	4	
9	01547-06207	BOLT	4	

FIG.315A

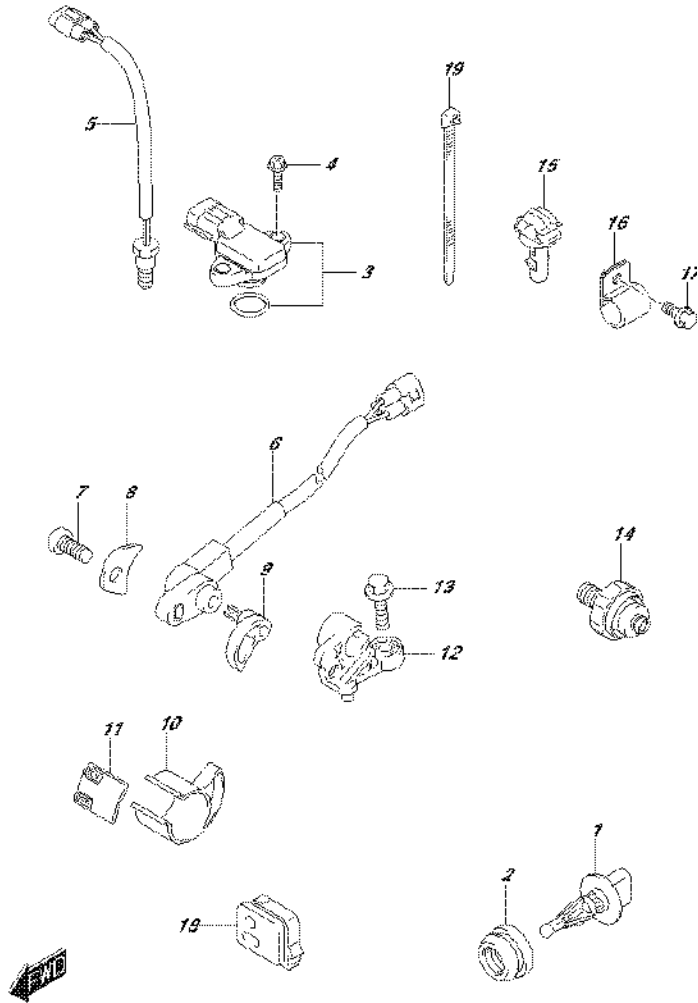
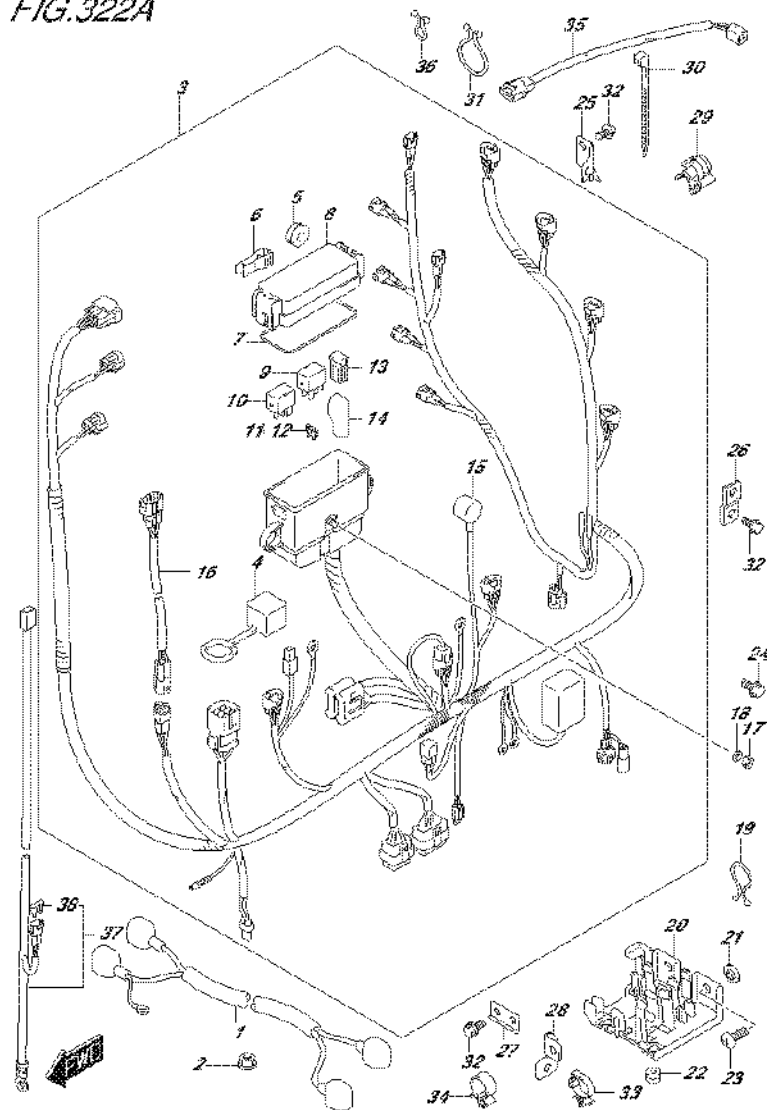


FIG.315A (1-K-2) SENSOR

REF NO.	PART NO.	DESCRIPTION	Q'TY	REMARKS
1	13650-52G00	SENSOR, INLET AIR TEMP	1	
2	13655-87J00	GROMMET, AIR TEMP SENSOR	1	
3	18590-68H00	SENSOR, PRESSURE	1	
4	02162-05207	SCREW	2	
5	34830-87J20	SENSOR ASSY, CYLINDER TEMP	1	
6	34840-98J11	SENSOR ASSY, TRIM	1	
7	09125-05046	SCREW (5X12)	1	
8	34846-87L00	WASHER (5.5X12X0.8)	1	
9	34841-87L10	LEVER, TRIM SENSOR	1	
10	34842-87L01	CAM, TRIM SENSOR UPPER	1	
11	34843-87L00	CAM, TRIM SENSOR LOWER	1	
12	34845-87L10	BRACKET, TRIM SENSOR	1	
13	09103-06093	BOLT (6X20)	1	
14	37820-99E01	SWITCH, OIL PRESSURE	1	
15	09403-07338	CLAMP	1	
16	09403-19409	CLAMP	1	
17	29103-93J00	BOLT, PTT CABLE CLAMP	1	
18	36656-87L00	GROMMET, PTT CABLE	1	
19	09407-14407	CLAMP (L:145)	2	

FIG.322A



DF90A\_E01\_016\_322A  
HARNESS

FIG.322A (1-K-3) HARNESS

REF NO.	PART NO.	DESCRIPTION	Q'TY	REMARKS
1	33810-90J10	CABLE, STARTER MOTOR	1	
2	08316-10087	NUT	1	
3	36610-87L61	HARNESS ASSY, WIRING	1	
4	33634-96J00	.CAP, SERVICE CONNECTOR	1	
5	09320-08021	.CUSHION	2	
6	36737-96J00	.PULLER, FUSE	1	
7	36721-96J00	.O RING, UPPER COVER	1	
8	36738-87L00	.COVER, FUSE CASE UPPER	1	
9	38860-76F01	.RELAY ASSY	1	ENGINE CONTROL UNIT
10	38860-76F01	.RELAY ASSY	1	STARTER MOTOR
11	09481-10501	.FUSE (10A)	3	
12	09481-30501	.FUSE (30A)	3	
13	09481-40401	.FUSE (40A)	2	
14	36612-96J00	.CAP, TERMINAL	1	
15	36618-43410	.CAP, OIL PRESSURE SWITCH	1	
16	36611-87L10	.HARNESS ASSY, WIRING SUB	1	
17	08310-00067	NUT	1	
18	08321-01067	WASHER	1	
19	09408-00021	CLIP (ID:16)	1	
20	36616-87L00	HOLDER, CABLE	1	
21	09169-06053	WASHER	2	
22	09320-04009	BUSH	2	
23	02142-06167	SCREW	2	
24	01550-06127	BOLT	1	
25	36617-87L00	CLAMP, HARNESS	1	
26	36617-93J00	BRACKET, HARNESS	1	
27	36617-87L10	CLAMP, HARNESS	1	
28	36617-87L20	CLAMP, HARNESS	1	
29	09403-07308	CLAMP	1	
30	09407-14407	CLAMP (L:145)	1	

DF90A\_E01\_016

FIG.322A

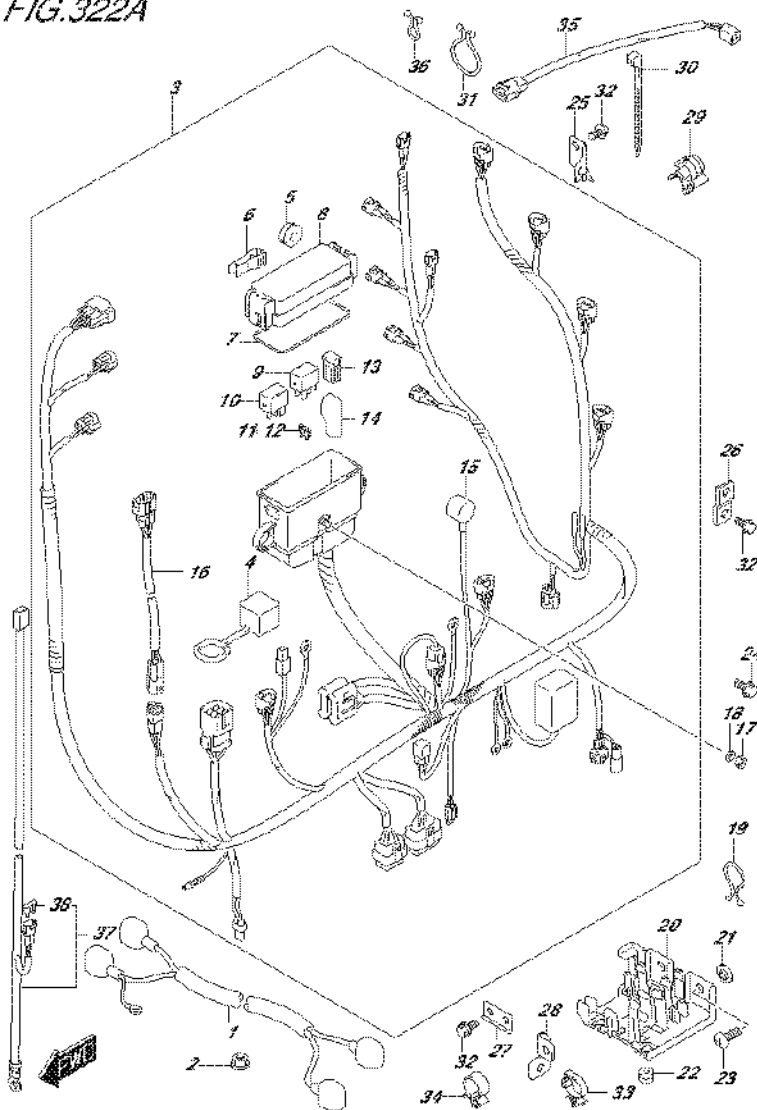


FIG.322A (1-K-4) HARNESS

REF NO.	PART NO.	DESCRIPTION	Q'TY	REMARKS
31	09408-00024	CLIP (ID:23)	1	
32	01550-06127	BOLT	2	
33	09403-11321	CLAMP	1	
34	09403-12409	CLAMP	1	
35	36611-87L00	HARNESS ASSY, WIRING SUB	1	
36	09408-00020	CLIP	1	
37	36625-93J10	LEAD, BATTERY (L:6500)	1	OPT
38	09481-15501	.FUSE (15A)	1	OPT

FIG.326A

FIG.326A (1-K-5) PTT SWITCH/ENGINE CONTROL UNIT (DF70A E01)

REF NO.	PART NO.	DESCRIPTION	Q'TY	REMARKS
1	37721-93J00	SWITCH ASSY, NEUTRAL	1	
2	09137-04004	SCREW (4X16)	2	
3	37726-90J10	BRACKET, NEUTRAL SWITCH	1	
4	37726-87L00	BRACKET, SWITCH LEAD CLAMP	1	
5	01550-06127	BOLT	1	
6	37850-92J00	SWITCH ASSY, PTT	1	
7	37856-92J00	.TAPE, PTT SWITCH	1	
8	37857-92J00	BUSH, PTT SWITCH	1	
9	09403-11321	CLAMP	1	
10	09407-10404	CLAMP (L:100)	1	
11	38410-93J12	RELAY ASSY, PTT	1	
12	38415-93J00	HOLDER, PTT RELAY	1	
13	01550-06127	BOLT	1	
14	33930-87LN0	UNIT, ENGINE CONTROL	1	
15	33925-92J00	CUSHION, ENGINE CONTROL UNIT	1	

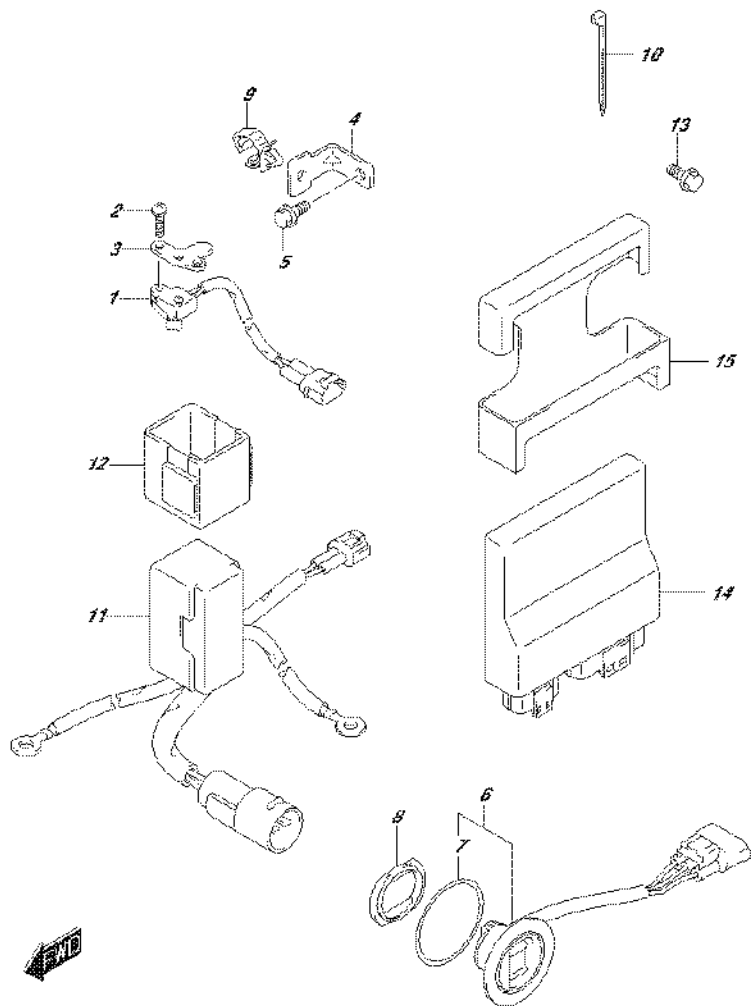


FIG.326B

FIG.326B (1-K-6) PTT SWITCH/ENGINE CONTROL UNIT (DF70A E40)

REF NO.	PART NO.	DESCRIPTION	Q'TY	REMARKS
1	37721-93J00	SWITCH ASSY, NEUTRAL	1	
2	09137-04004	SCREW (4X16)	2	
3	37726-90J10	BRACKET, NEUTRAL SWITCH	1	
4	37726-87L00	BRACKET, SWITCH LEAD CLAMP	1	
5	01550-06127	BOLT	1	
6	37850-92J00	SWITCH ASSY, PTT	1	
7	37856-92J00	.TAPE, PTT SWITCH	1	
8	37857-92J00	BUSH, PTT SWITCH	1	
9	09403-11321	CLAMP	1	
10	09407-10404	CLAMP (L:100)	1	
11	38410-93J12	RELAY ASSY, PTT	1	
12	38415-93J00	HOLDER, PTT RELAY	1	
13	01550-06127	BOLT	1	
14	33930-87LP0	UNIT, ENGINE CONTROL	1	
15	33925-92J00	CUSHION, ENGINE CONTROL UNIT	1	

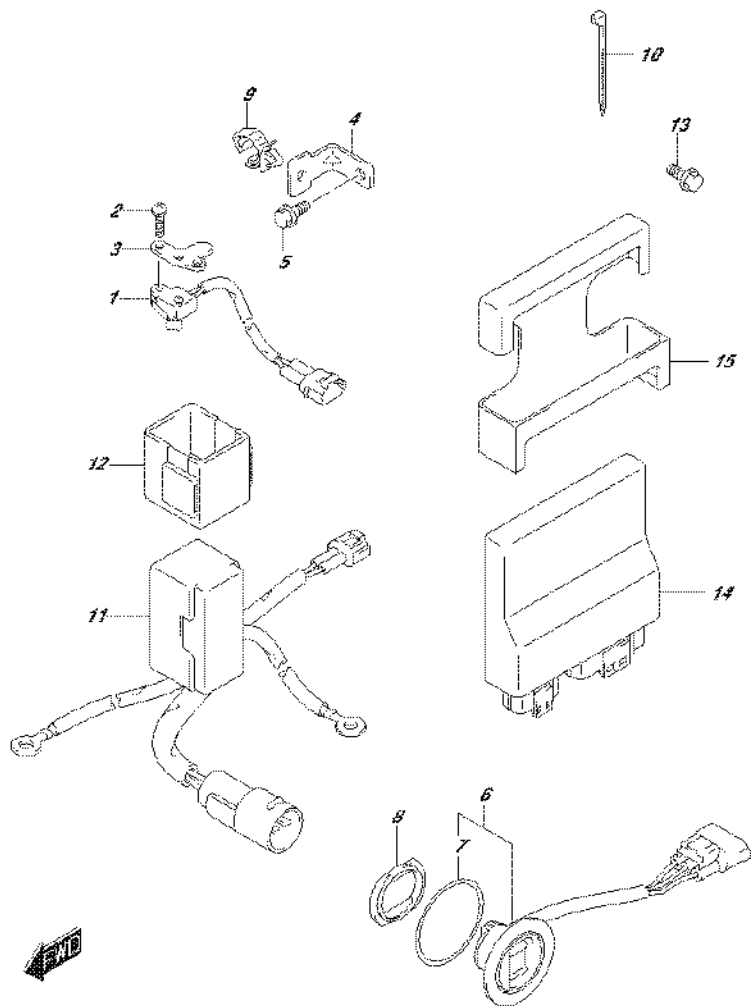




FIG.326C

FIG.326C (1-K-7) PTT SWITCH/ENGINE CONTROL UNIT (DF70ATH E01)

REF NO.	PART NO.	DESCRIPTION	Q'TY	REMARKS
1	37721-93J00	SWITCH ASSY, NEUTRAL	1	
2	09137-04004	SCREW (4X16)	2	
3	37726-90J10	BRACKET, NEUTRAL SWITCH	1	
4	37726-87L00	BRACKET, SWITCH LEAD CLAMP	1	
5	01550-06127	BOLT	1	
6	37850-92J00	SWITCH ASSY, PTT	1	
7	37856-92J00	.TAPE, PTT SWITCH	1	
8	37857-92J00	BUSH, PTT SWITCH	1	
9	09403-11321	CLAMP	1	
10	09407-10404	CLAMP (L:100)	1	
11	38410-93J12	RELAY ASSY, PTT	1	
12	38415-93J00	HOLDER, PTT RELAY	1	
13	01550-06127	BOLT	1	
14	33930-87LN0	UNIT, ENGINE CONTROL	1	
15	33925-92J00	CUSHION, ENGINE CONTROL UNIT	1	

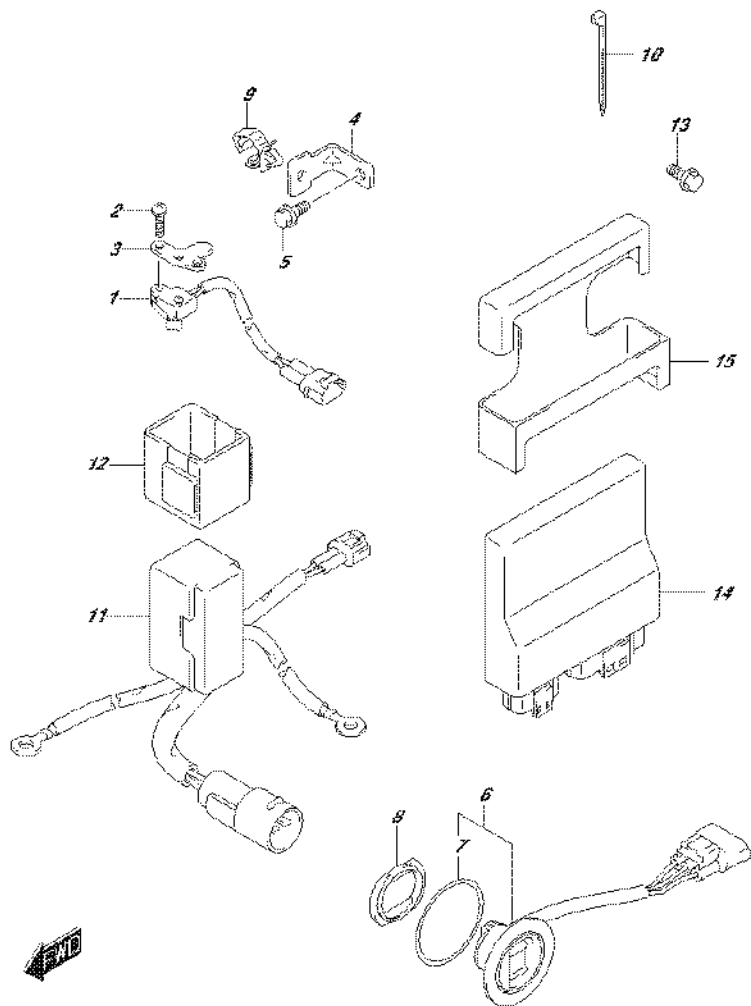


FIG.326D

FIG.326D (1-K-8) PTT SWITCH/ENGINE CONTROL UNIT (DF70ATH E40)

REF NO.	PART NO.	DESCRIPTION	Q'TY	REMARKS
1	37721-93J00	SWITCH ASSY, NEUTRAL	1	
2	09137-04004	SCREW (4X16)	2	
3	37726-90J10	BRACKET, NEUTRAL SWITCH	1	
4	37726-87L00	BRACKET, SWITCH LEAD CLAMP	1	
5	01550-06127	BOLT	1	
6	37850-92J00	SWITCH ASSY, PTT	1	
7	37856-92J00	.TAPE, PTT SWITCH	1	
8	37857-92J00	BUSH, PTT SWITCH	1	
9	09403-11321	CLAMP	1	
10	09407-10404	CLAMP (L:100)	1	
11	38410-93J12	RELAY ASSY, PTT	1	
12	38415-93J00	HOLDER, PTT RELAY	1	
13	01550-06127	BOLT	1	
14	33930-87LP0	UNIT, ENGINE CONTROL	1	
15	33925-92J00	CUSHION, ENGINE CONTROL UNIT	1	

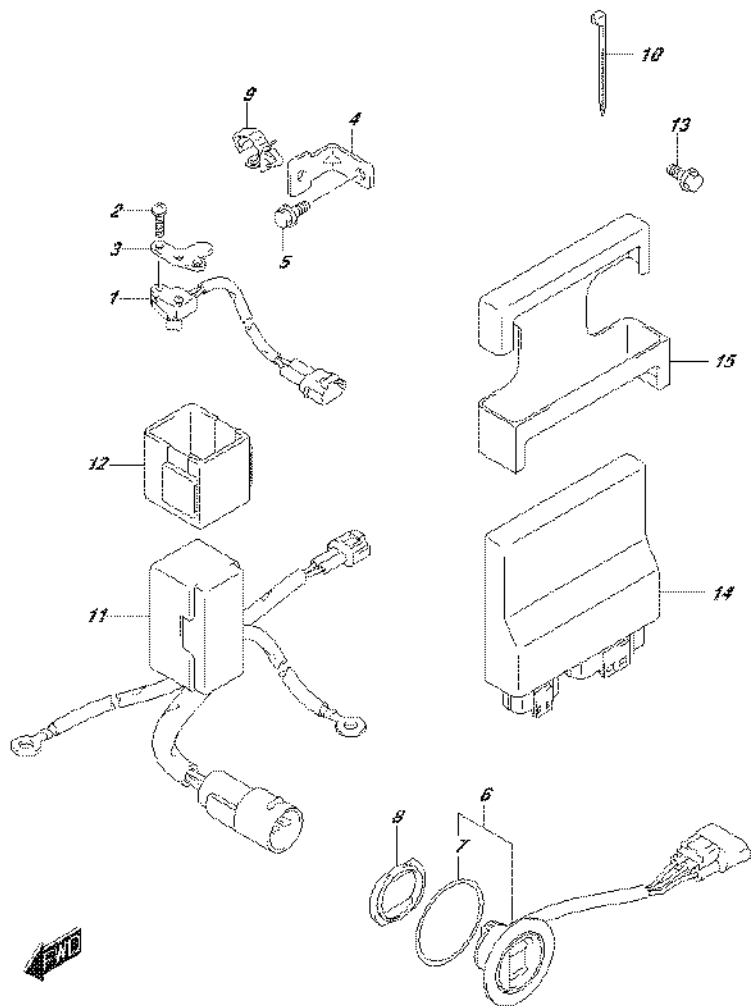
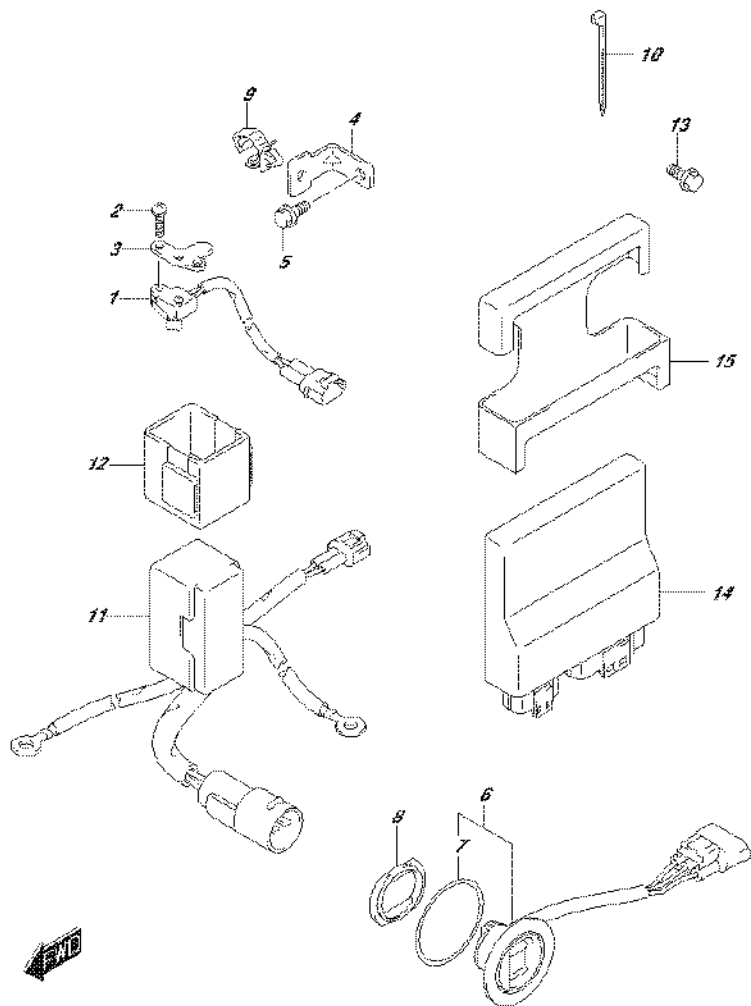


FIG.326E

FIG.326E (1-K-9) PTT SWITCH/ENGINE CONTROL UNIT (DF80A E01)



REF NO.	PART NO.	DESCRIPTION	Q'TY	REMARKS
1	37721-93J00	SWITCH ASSY, NEUTRAL	1	
2	09137-04004	SCREW (4X16)	2	
3	37726-90J10	BRACKET, NEUTRAL SWITCH	1	
4	37726-87L00	BRACKET, SWITCH LEAD CLAMP	1	
5	01550-06127	BOLT	1	
6	37850-92J00	SWITCH ASSY, PTT	1	
7	37856-92J00	.TAPE, PTT SWITCH	1	
8	37857-92J00	BUSH, PTT SWITCH	1	
9	09403-11321	CLAMP	1	
10	09407-10404	CLAMP (L:100)	1	
11	38410-93J12	RELAY ASSY, PTT	1	
12	38415-93J00	HOLDER, PTT RELAY	1	
13	01550-06127	BOLT	1	
14	33930-87LJ0	UNIT, ENGINE CONTROL	1	
15	33925-92J00	CUSHION, ENGINE CONTROL UNIT	1	

FIG.326F

FIG.326F (1-K-10) PTT SWITCH/ENGINE CONTROL UNIT (DF80A E40)

REF NO.	PART NO.	DESCRIPTION	Q'TY	REMARKS
1	37721-93J00	SWITCH ASSY, NEUTRAL	1	
2	09137-04004	SCREW (4X16)	2	
3	37726-90J10	BRACKET, NEUTRAL SWITCH	1	
4	37726-87L00	BRACKET, SWITCH LEAD CLAMP	1	
5	01550-06127	BOLT	1	
6	37850-92J00	SWITCH ASSY, PTT	1	
7	37856-92J00	.TAPE, PTT SWITCH	1	
8	37857-92J00	BUSH, PTT SWITCH	1	
9	09403-11321	CLAMP	1	
10	09407-10404	CLAMP (L:100)	1	
11	38410-93J12	RELAY ASSY, PTT	1	
12	38415-93J00	HOLDER, PTT RELAY	1	
13	01550-06127	BOLT	1	
14	33930-87LK0	UNIT, ENGINE CONTROL	1	
15	33925-92J00	CUSHION, ENGINE CONTROL UNIT	1	

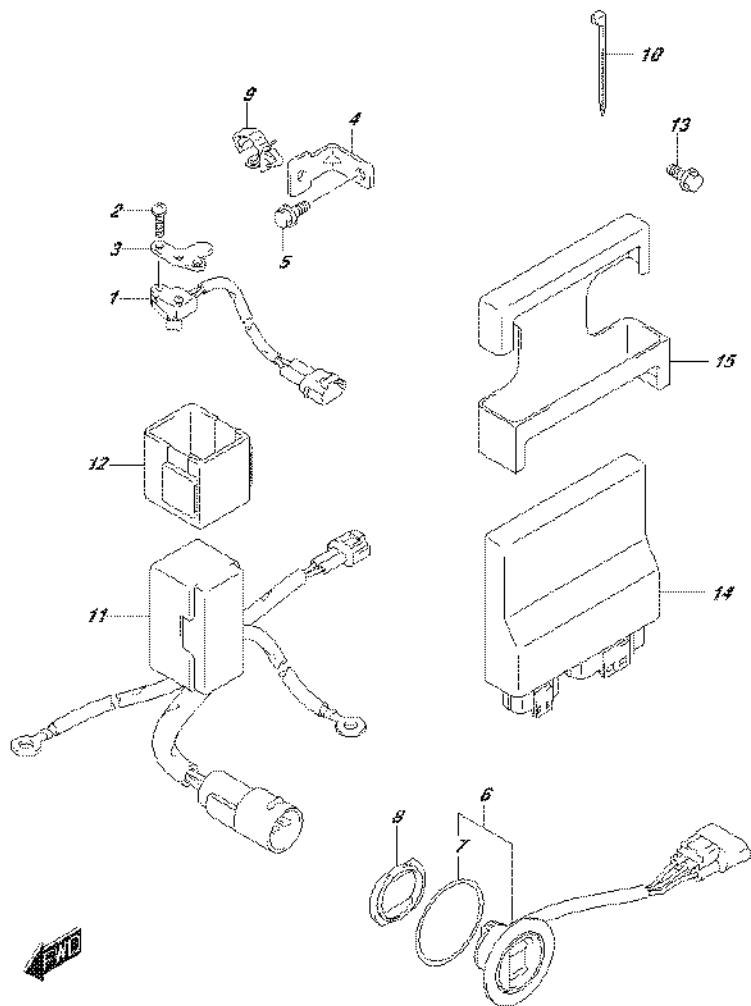


FIG.326G

FIG.326G (1-K-11) PTT SWITCH/ENGINE CONTROL UNIT (DF90A E01)

REF NO.	PART NO.	DESCRIPTION	Q'TY	REMARKS
1	37721-93J00	SWITCH ASSY, NEUTRAL	1	
2	09137-04004	SCREW (4X16)	2	
3	37726-90J10	BRACKET, NEUTRAL SWITCH	1	
4	37726-87L00	BRACKET, SWITCH LEAD CLAMP	1	
5	01550-06127	BOLT	1	
6	37850-92J00	SWITCH ASSY, PTT	1	
7	37856-92J00	.TAPE, PTT SWITCH	1	
8	37857-92J00	BUSH, PTT SWITCH	1	
9	09403-11321	CLAMP	1	
10	09407-10404	CLAMP (L:100)	1	
11	38410-93J12	RELAY ASSY, PTT	1	
12	38415-93J00	HOLDER, PTT RELAY	1	
13	01550-06127	BOLT	1	
14	33930-87LL0	UNIT, ENGINE CONTROL	1	
15	33925-92J00	CUSHION, ENGINE CONTROL UNIT	1	

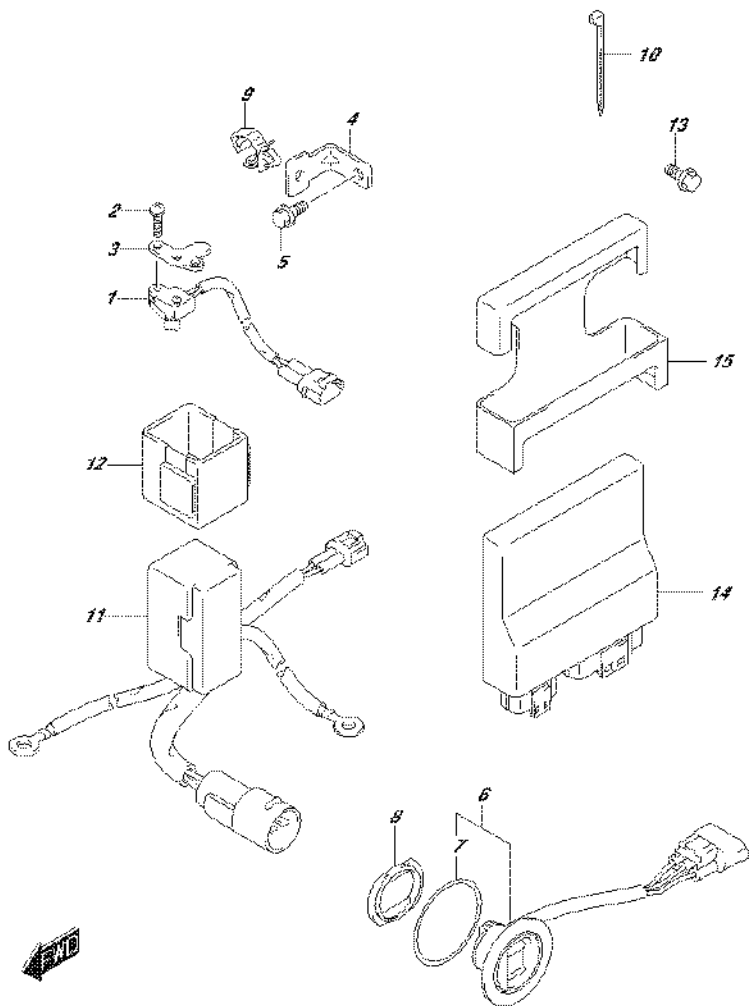


FIG.326H

FIG.326H (1-K-12) PTT SWITCH/ENGINE CONTROL UNIT (DF90A E40)

REF NO.	PART NO.	DESCRIPTION	Q'TY	REMARKS
1	37721-93J00	SWITCH ASSY, NEUTRAL	1	
2	09137-04004	SCREW (4X16)	2	
3	37726-90J10	BRACKET, NEUTRAL SWITCH	1	
4	37726-87L00	BRACKET, SWITCH LEAD CLAMP	1	
5	01550-06127	BOLT	1	
6	37850-92J00	SWITCH ASSY, PTT	1	
7	37856-92J00	.TAPE, PTT SWITCH	1	
8	37857-92J00	BUSH, PTT SWITCH	1	
9	09403-11321	CLAMP	1	
10	09407-10404	CLAMP (L:100)	1	
11	38410-93J12	RELAY ASSY, PTT	1	
12	38415-93J00	HOLDER, PTT RELAY	1	
13	01550-06127	BOLT	1	
14	33930-87LM0	UNIT, ENGINE CONTROL	1	
15	33925-92J00	CUSHION, ENGINE CONTROL UNIT	1	

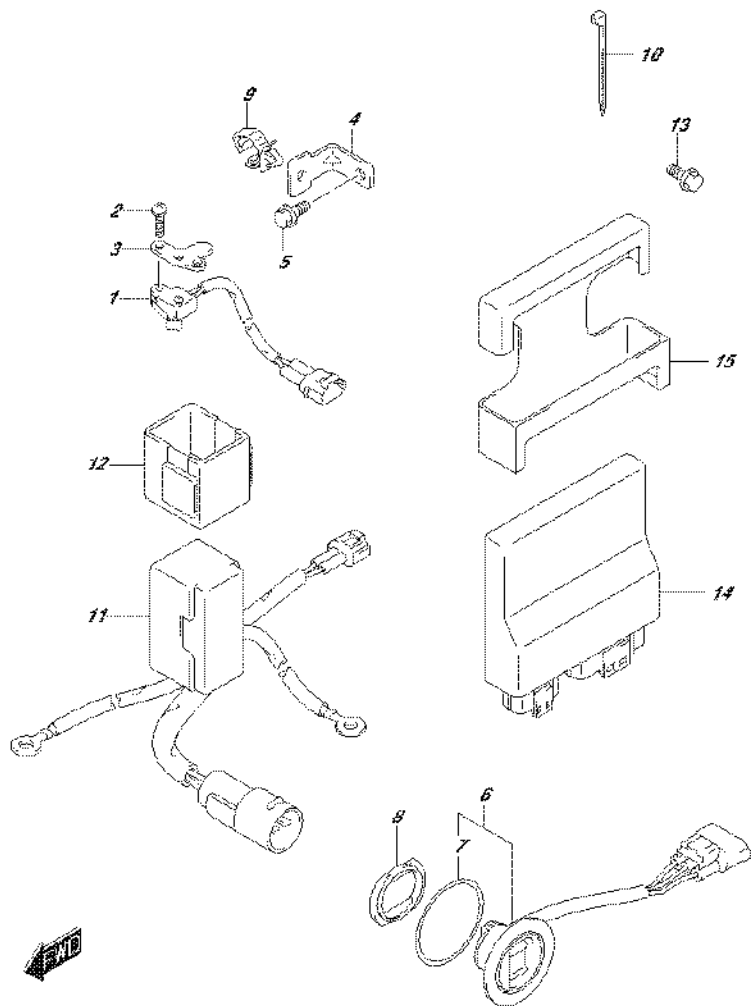


FIG.326J

FIG.326J (1-K-13) PTT SWITCH/ENGINE CONTROL UNIT (DF90ATH E01)

REF NO.	PART NO.	DESCRIPTION	Q'TY	REMARKS
1	37721-93J00	SWITCH ASSY, NEUTRAL	1	
2	09137-04004	SCREW (4X16)	2	
3	37726-90J10	BRACKET, NEUTRAL SWITCH	1	
4	37726-87L00	BRACKET, SWITCH LEAD CLAMP	1	
5	01550-06127	BOLT	1	
6	37850-92J00	SWITCH ASSY, PTT	1	
7	37856-92J00	.TAPE, PTT SWITCH	1	
8	37857-92J00	BUSH, PTT SWITCH	1	
9	09403-11321	CLAMP	1	
10	09407-10404	CLAMP (L:100)	1	
11	38410-93J12	RELAY ASSY, PTT	1	
12	38415-93J00	HOLDER, PTT RELAY	1	
13	01550-06127	BOLT	1	
14	33930-87LL0	UNIT, ENGINE CONTROL	1	
15	33925-92J00	CUSHION, ENGINE CONTROL UNIT	1	

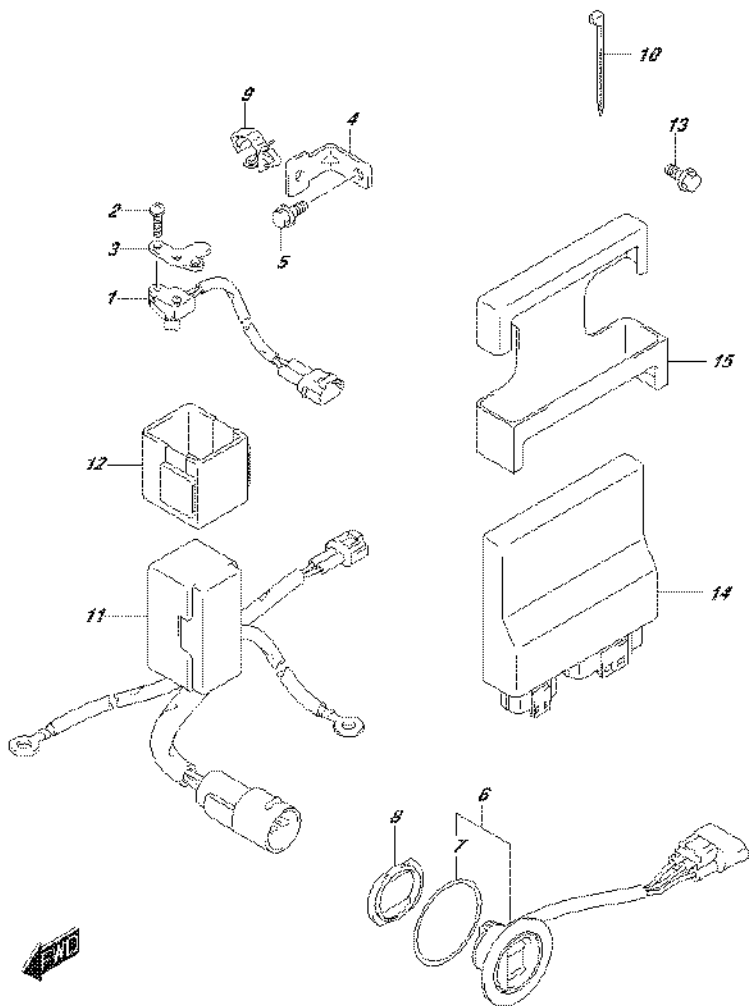


FIG.326K

FIG.326K (1-K-14) PTT SWITCH/ENGINE CONTROL UNIT (DF90ATH E40)

REF NO.	PART NO.	DESCRIPTION	Q'TY	REMARKS
1	37721-93J00	SWITCH ASSY, NEUTRAL	1	
2	09137-04004	SCREW (4X16)	2	
3	37726-90J10	BRACKET, NEUTRAL SWITCH	1	
4	37726-87L00	BRACKET, SWITCH LEAD CLAMP	1	
5	01550-06127	BOLT	1	
6	37850-92J00	SWITCH ASSY, PTT	1	
7	37856-92J00	.TAPE, PTT SWITCH	1	
8	37857-92J00	BUSH, PTT SWITCH	1	
9	09403-11321	CLAMP	1	
10	09407-10404	CLAMP (L:100)	1	
11	38410-93J12	RELAY ASSY, PTT	1	
12	38415-93J00	HOLDER, PTT RELAY	1	
13	01550-06127	BOLT	1	
14	33930-87LM0	UNIT, ENGINE CONTROL	1	
15	33925-92J00	CUSHION, ENGINE CONTROL UNIT	1	

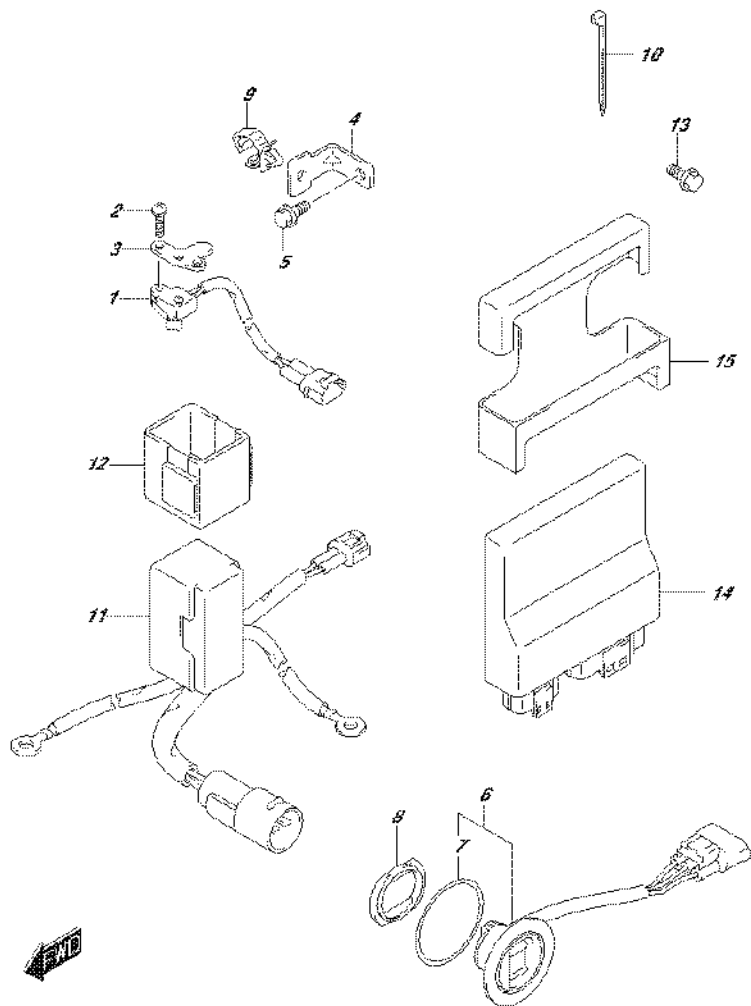




FIG.335A

FIG.335A (1-K-15) CLAMP BRACKET (DF70A E01)

REF NO.	PART NO.	DESCRIPTION	Q'TY	REMARKS
1-1	41111-87L10-0EP	BRACKET, CLAMP STBD (BLACK)	1	
1-2	41111-87L10-Y5S	BRACKET, CLAMP STBD (WHITE)	1	
2-1	41121-87L10-0EP	BRACKET, CLAMP PORT (BLACK)	1	
2-2	41121-87L10-Y5S	BRACKET, CLAMP PORT (WHITE)	1	
3	41130-87L11	SHAFT, CLAMP BRACKET	1	
4	41135-93J11	WASHER, CLAMP BRACKET SHAFT	1	
5	55321-94910	ANODE (MAGNESIUM)	1	OPT
6	09116-08137	BOLT (8X22)	1	
7	09159-22006	NUT	1	
8	55320-94900	ANODE SET, CLAMP BRACKET	1	
9	09116-06121	.BOLT (6X25)	2	
10-1	09100-12091	BOLT (12X115)	4	
10-2	09100-12090	BOLT (12X150)	1	OPT
11	09159-12014	NUT	4	
12	09160-12110	WASHER (12.5X22X3)	4	
13	09160-12044	WASHER (12.5X35X3.2)	4	

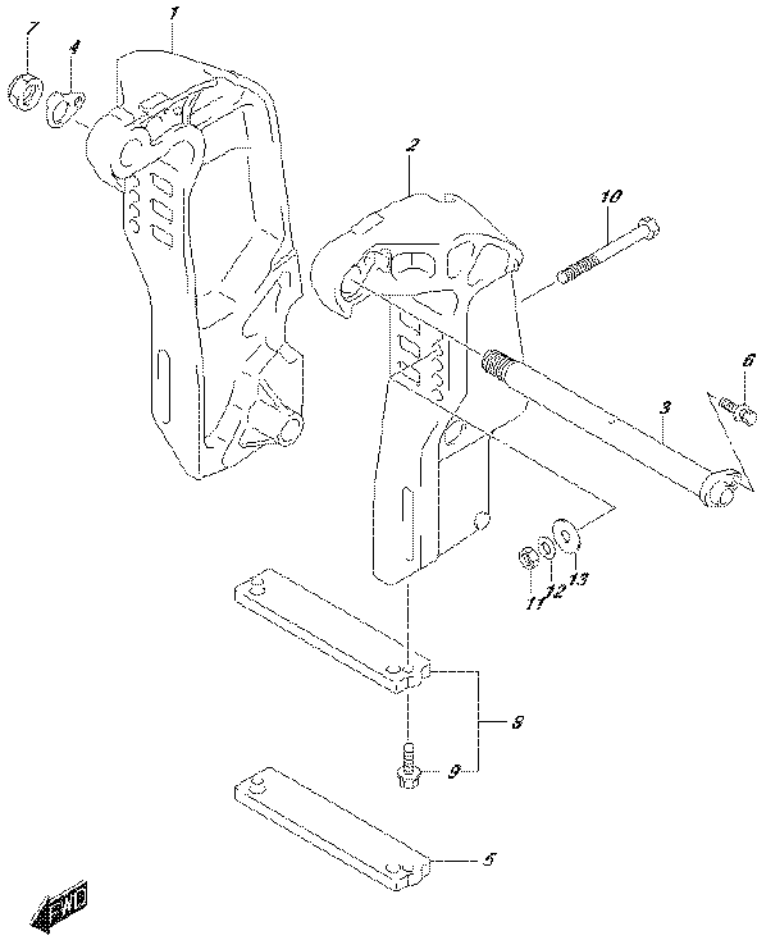


FIG.335B

FIG.335B (1-L-2) CLAMP BRACKET (DF70A E40)

REF NO.	PART NO.	DESCRIPTION	Q'TY	REMARKS
1-1	41111-87L10-0EP	BRACKET, CLAMP STBD (BLACK)	1	
1-2	41111-87L10-Y5S	BRACKET, CLAMP STBD (WHITE)	1	
2-1	41121-87L10-0EP	BRACKET, CLAMP PORT (BLACK)	1	
2-2	41121-87L10-Y5S	BRACKET, CLAMP PORT (WHITE)	1	
3	41130-87L11	SHAFT, CLAMP BRACKET	1	
4	41135-93J11	WASHER, CLAMP BRACKET SHAFT	1	
5	55321-94910	ANODE (MAGNESIUM)	1	OPT
6	09116-08137	BOLT (8X22)	1	
7	09159-22006	NUT	1	
8	55320-94900	ANODE SET, CLAMP BRACKET	1	
9	09116-06121	.BOLT (6X25)	2	
10-1	09100-12091	BOLT (12X115)	4	
10-2	09100-12090	BOLT (12X150)	1	OPT
11	09159-12014	NUT	4	
12	09160-12110	WASHER (12.5X22X3)	4	
13	09160-12044	WASHER (12.5X35X3.2)	4	

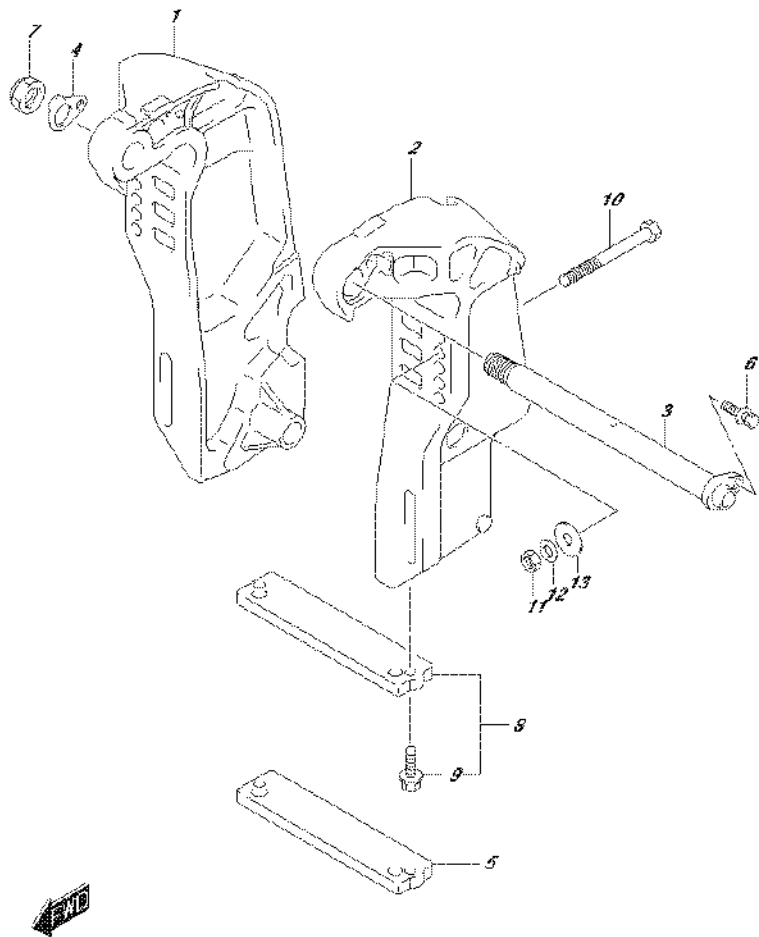


FIG.335C

FIG.335C (1-L-3) CLAMP BRACKET (DF70ATH E01)

REF NO.	PART NO.	DESCRIPTION	Q'TY	REMARKS
1	41111-87L10-0EP	BRACKET, CLAMP STBD (BLACK)	1	
2	41121-87L10-0EP	BRACKET, CLAMP PORT (BLACK)	1	
3	41130-87L11	SHAFT, CLAMP BRACKET	1	
4	41135-93J11	WASHER, CLAMP BRACKET SHAFT	1	
5	55321-94910	ANODE (MAGNESIUM)	1	OPT
6	09116-08137	BOLT (8X22)	1	
7	09159-22006	NUT	1	
8	55320-94900	ANODE SET, CLAMP BRACKET	1	
9	09116-06121	.BOLT (6X25)	2	
10-1	09100-12091	BOLT (12X115)	4	
10-2	09100-12090	BOLT (12X150)	1	OPT
11	09159-12014	NUT	4	
12	09160-12110	WASHER (12.5X22X3)	4	
13	09160-12044	WASHER (12.5X35X3.2)	4	

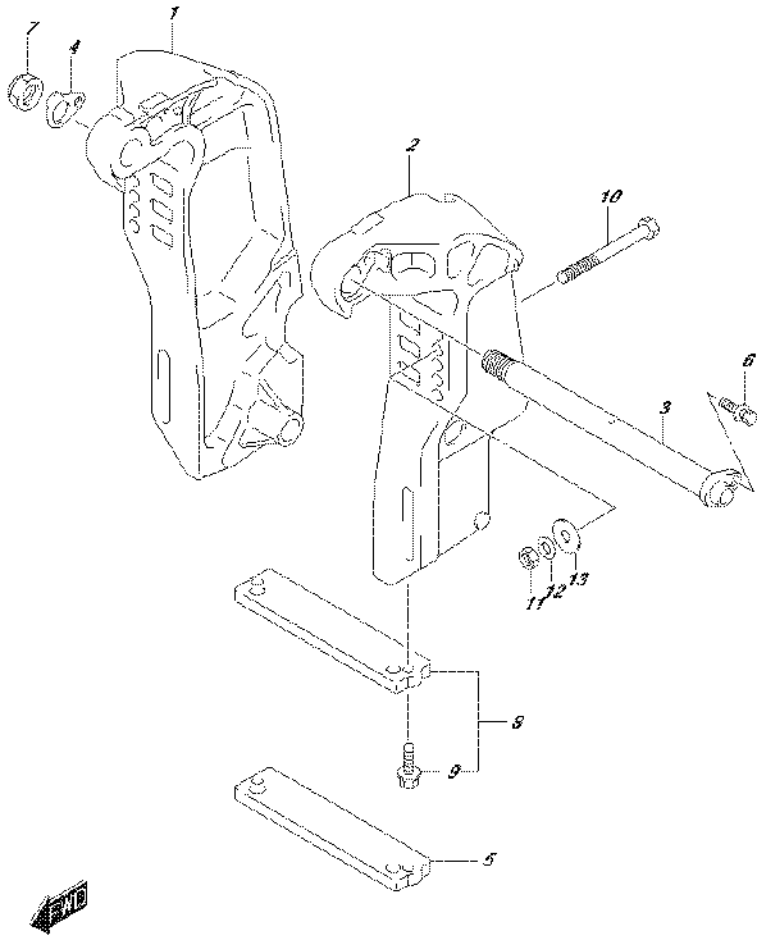


FIG.335D

FIG.335D (1-L-4) CLAMP BRACKET (DF70ATH E40)

REF NO.	PART NO.	DESCRIPTION	Q'TY	REMARKS
1	41111-87L10-0EP	BRACKET, CLAMP STBD (BLACK)	1	
2	41121-87L10-0EP	BRACKET, CLAMP PORT (BLACK)	1	
3	41130-87L11	SHAFT, CLAMP BRACKET	1	
4	41135-93J11	WASHER, CLAMP BRACKET SHAFT	1	
5	55321-94910	ANODE (MAGNESIUM)	1	OPT
6	09116-08137	BOLT (8X22)	1	
7	09159-22006	NUT	1	
8	55320-94900	ANODE SET, CLAMP BRACKET	1	
9	09116-06121	.BOLT (6X25)	2	
10-1	09100-12091	BOLT (12X115)	4	
10-2	09100-12090	BOLT (12X150)	1	OPT
11	09159-12014	NUT	4	
12	09160-12110	WASHER (12.5X22X3)	4	
13	09160-12044	WASHER (12.5X35X3.2)	4	

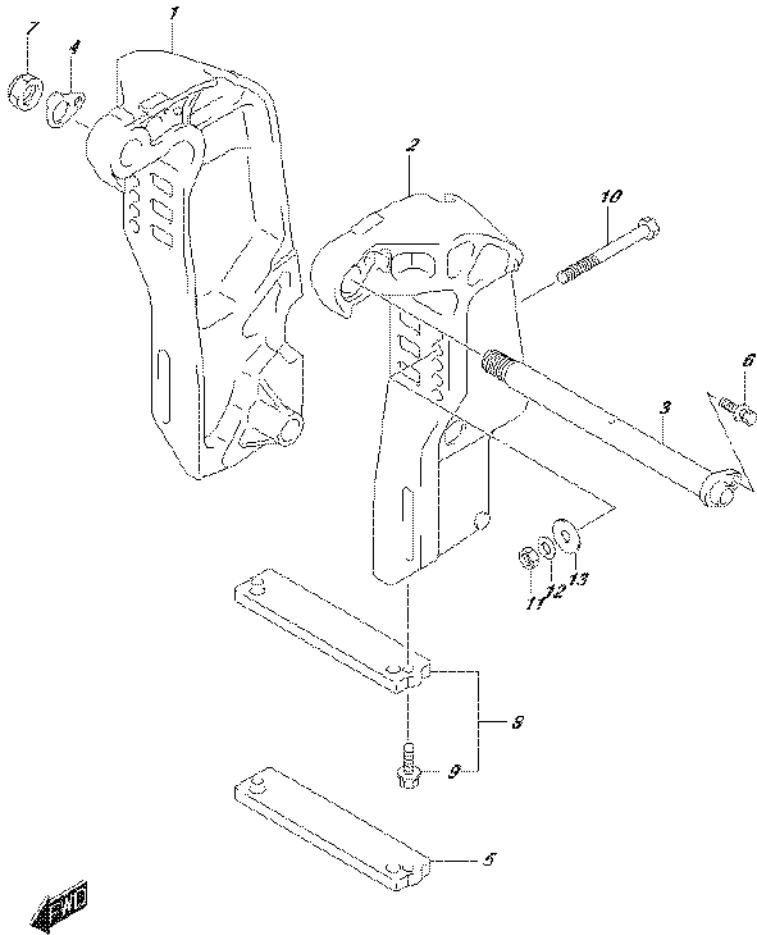


FIG.335E

FIG.335E (1-L-5) CLAMP BRACKET (DF80A E01)

REF NO.	PART NO.	DESCRIPTION	Q'TY	REMARKS
1	41111-87L10-0EP	BRACKET, CLAMP STBD (BLACK)	1	
2	41121-87L10-0EP	BRACKET, CLAMP PORT (BLACK)	1	
3	41130-87L11	SHAFT, CLAMP BRACKET	1	
4	41135-93J11	WASHER, CLAMP BRACKET SHAFT	1	
5	55321-94910	ANODE (MAGNESIUM)	1	OPT
6	09116-08137	BOLT (8X22)	1	
7	09159-22006	NUT	1	
8	55320-94900	ANODE SET, CLAMP BRACKET	1	
9	09116-06121	.BOLT (6X25)	2	
10-1	09100-12091	BOLT (12X115)	4	
10-2	09100-12090	BOLT (12X150)	1	OPT
11	09159-12014	NUT	4	
12	09160-12110	WASHER (12.5X22X3)	4	
13	09160-12044	WASHER (12.5X35X3.2)	4	

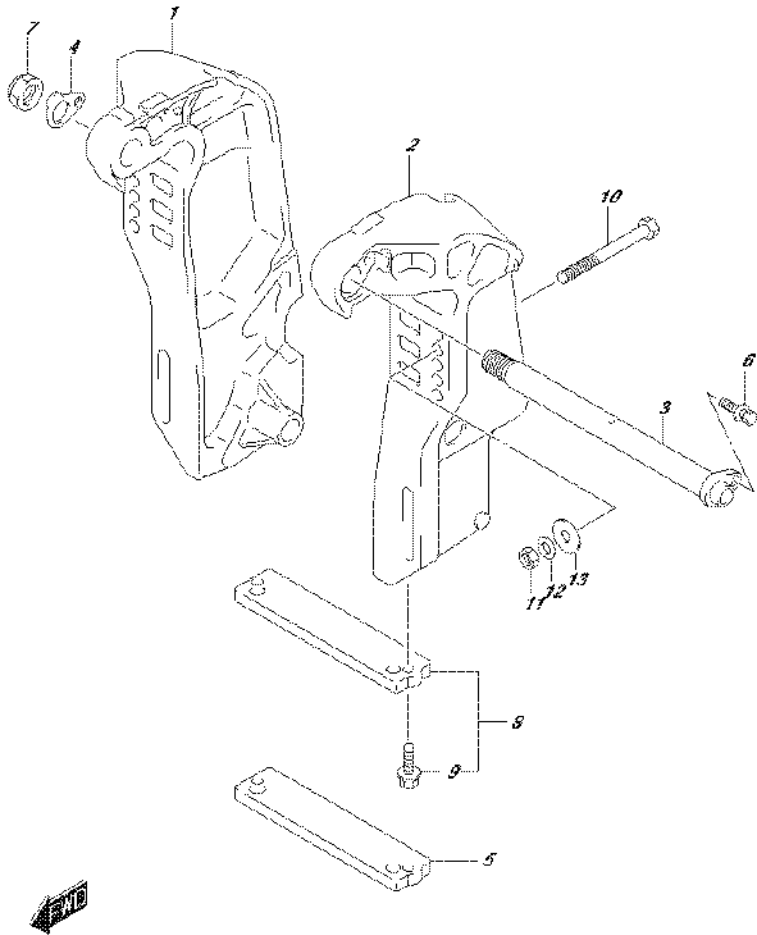


FIG.335F

FIG.335F (1-L-6) CLAMP BRACKET (DF80A E40)

REF NO.	PART NO.	DESCRIPTION	Q'TY	REMARKS
1	41111-87L10-0EP	BRACKET, CLAMP STBD (BLACK)	1	
2	41121-87L10-0EP	BRACKET, CLAMP PORT (BLACK)	1	
3	41130-87L11	SHAFT, CLAMP BRACKET	1	
4	41135-93J11	WASHER, CLAMP BRACKET SHAFT	1	
5	55321-94910	ANODE (MAGNESIUM)	1	OPT
6	09116-08137	BOLT (8X22)	1	
7	09159-22006	NUT	1	
8	55320-94900	ANODE SET, CLAMP BRACKET	1	
9	09116-06121	.BOLT (6X25)	2	
10-1	09100-12091	BOLT (12X115)	4	
10-2	09100-12090	BOLT (12X150)	1	OPT
11	09159-12014	NUT	4	
12	09160-12110	WASHER (12.5X22X3)	4	
13	09160-12044	WASHER (12.5X35X3.2)	4	

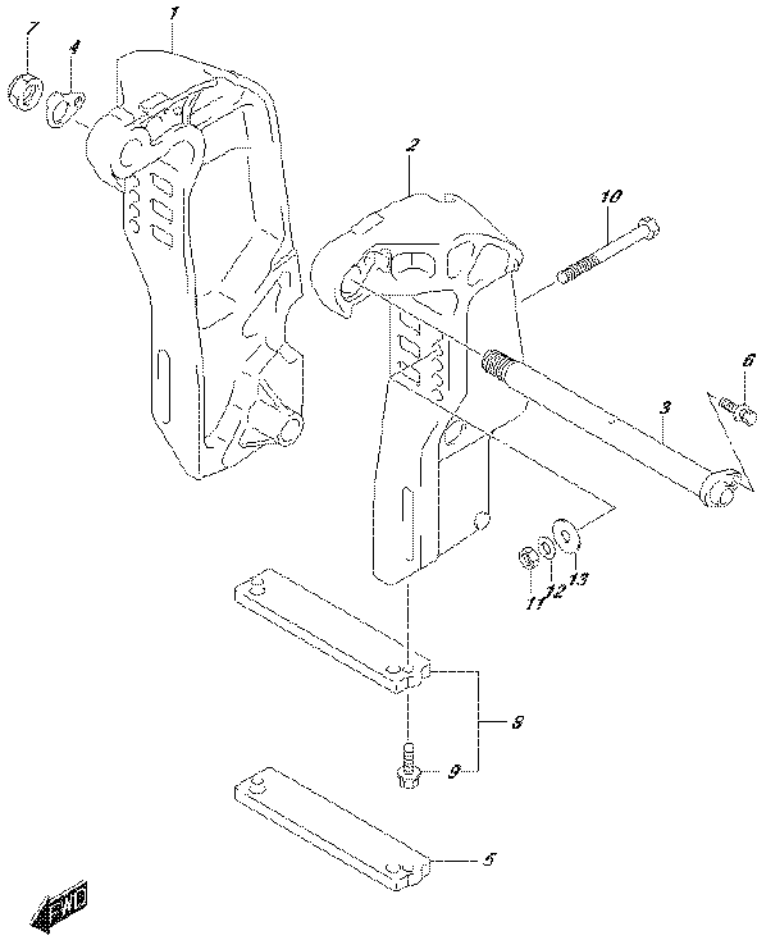


FIG.335G

FIG.335G (1-L-7) CLAMP BRACKET (DF90A E01)

REF NO.	PART NO.	DESCRIPTION	Q'TY	REMARKS
1-1	41111-87L10-0EP	BRACKET, CLAMP STBD (BLACK)	1	
1-2	41111-87L10-Y5S	BRACKET, CLAMP STBD (WHITE)	1	
2-1	41121-87L10-0EP	BRACKET, CLAMP PORT (BLACK)	1	
2-2	41121-87L10-Y5S	BRACKET, CLAMP PORT (WHITE)	1	
3	41130-87L11	SHAFT, CLAMP BRACKET	1	
4	41135-93J11	WASHER, CLAMP BRACKET SHAFT	1	
5	55321-94910	ANODE (MAGNESIUM)	1	OPT
6	09116-08137	BOLT (8X22)	1	
7	09159-22006	NUT	1	
8	55320-94900	ANODE SET, CLAMP BRACKET	1	
9	09116-06121	.BOLT (6X25)	2	
10-1	09100-12091	BOLT (12X115)	4	
10-2	09100-12090	BOLT (12X150)	1	OPT
11	09159-12014	NUT	4	
12	09160-12110	WASHER (12.5X22X3)	4	
13	09160-12044	WASHER (12.5X35X3.2)	4	

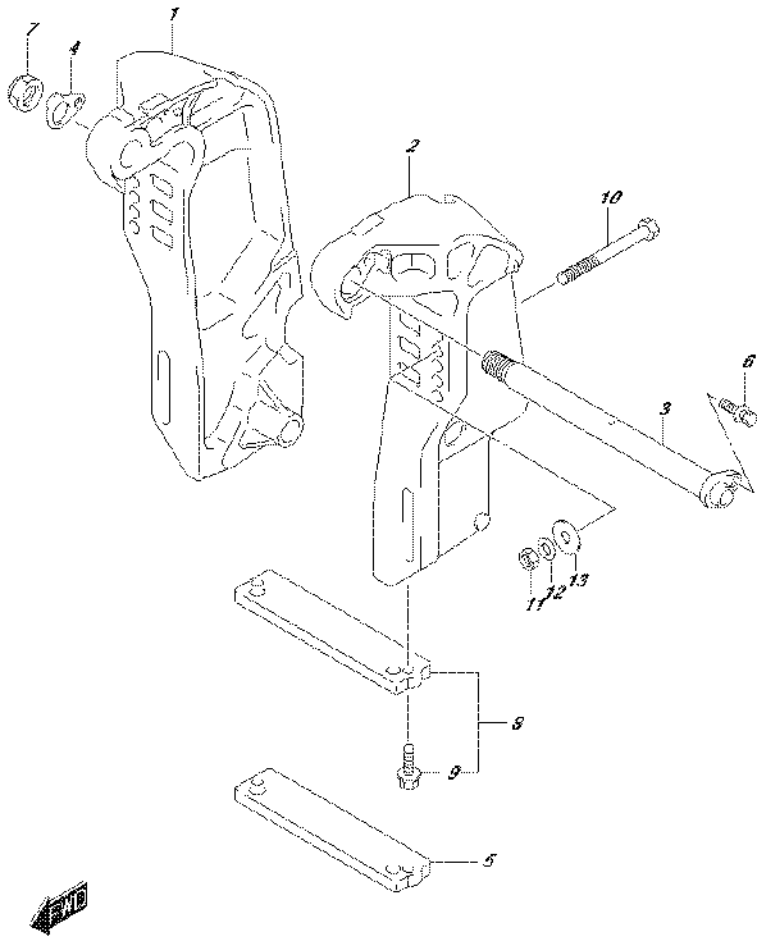


FIG.335H

FIG.335H (1-L-8) CLAMP BRACKET (DF90A E40)

REF NO.	PART NO.	DESCRIPTION	Q'TY	REMARKS
1-1	41111-87L10-0EP	BRACKET, CLAMP STBD (BLACK)	1	
1-2	41111-87L10-Y5S	BRACKET, CLAMP STBD (WHITE)	1	
2-1	41121-87L10-0EP	BRACKET, CLAMP PORT (BLACK)	1	
2-2	41121-87L10-Y5S	BRACKET, CLAMP PORT (WHITE)	1	
3	41130-87L11	SHAFT, CLAMP BRACKET	1	
4	41135-93J11	WASHER, CLAMP BRACKET SHAFT	1	
5	55321-94910	ANODE (MAGNESIUM)	1	OPT
6	09116-08137	BOLT (8X22)	1	
7	09159-22006	NUT	1	
8	55320-94900	ANODE SET, CLAMP BRACKET	1	
9	09116-06121	.BOLT (6X25)	2	
10-1	09100-12091	BOLT (12X115)	4	
10-2	09100-12090	BOLT (12X150)	1	OPT
11	09159-12014	NUT	4	
12	09160-12110	WASHER (12.5X22X3)	4	
13	09160-12044	WASHER (12.5X35X3.2)	4	

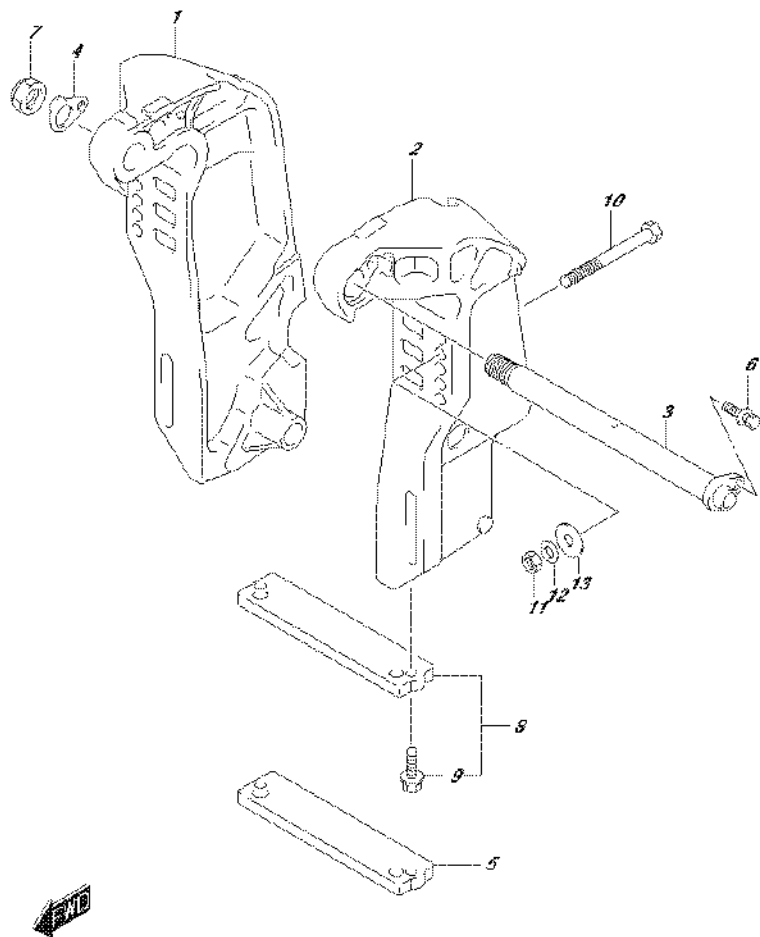




FIG.335J

FIG.335J (1-L-9) CLAMP BRACKET (DF90ATH E01)

REF NO.	PART NO.	DESCRIPTION	Q'TY	REMARKS
1	41111-87L10-0EP	BRACKET, CLAMP STBD (BLACK)	1	
2	41121-87L10-0EP	BRACKET, CLAMP PORT (BLACK)	1	
3	41130-87L11	SHAFT, CLAMP BRACKET	1	
4	41135-93J11	WASHER, CLAMP BRACKET SHAFT	1	
5	55321-94910	ANODE (MAGNESIUM)	1	OPT
6	09116-08137	BOLT (8X22)	1	
7	09159-22006	NUT	1	
8	55320-94900	ANODE SET, CLAMP BRACKET	1	
9	09116-06121	.BOLT (6X25)	2	
10-1	09100-12091	BOLT (12X115)	4	
10-2	09100-12090	BOLT (12X150)	1	OPT
11	09159-12014	NUT	4	
12	09160-12110	WASHER (12.5X22X3)	4	
13	09160-12044	WASHER (12.5X35X3.2)	4	

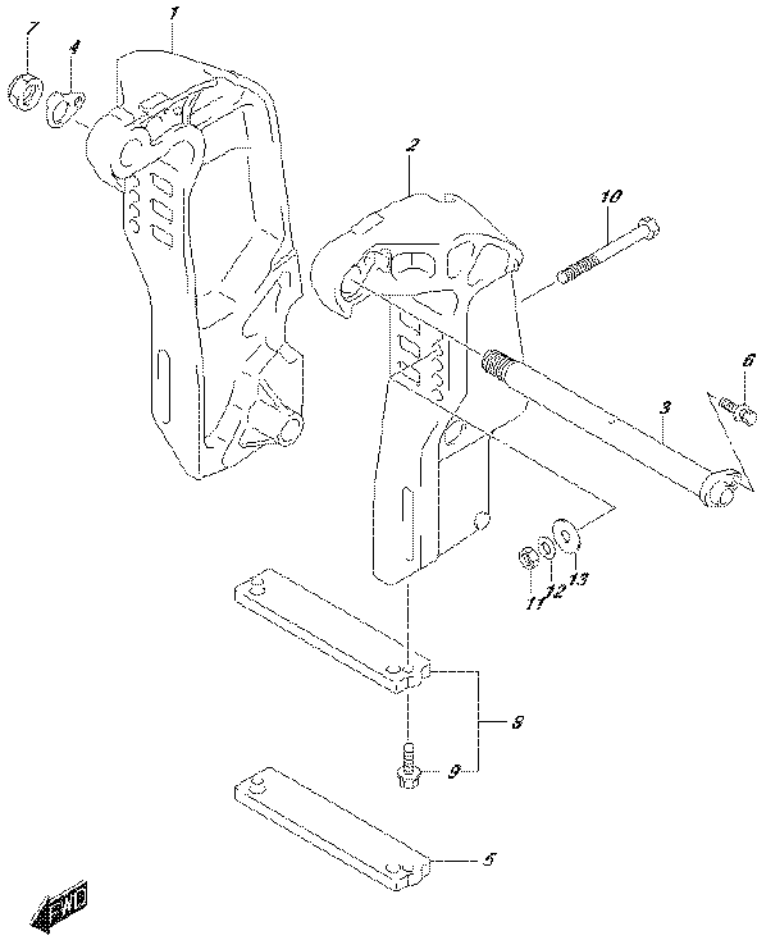


FIG.335K

FIG.335K (1-L-10) CLAMP BRACKET (DF90ATH E40)

REF NO.	PART NO.	DESCRIPTION	Q'TY	REMARKS
1	41111-87L10-0EP	BRACKET, CLAMP STBD (BLACK)	1	
2	41121-87L10-0EP	BRACKET, CLAMP PORT (BLACK)	1	
3	41130-87L11	SHAFT, CLAMP BRACKET	1	
4	41135-93J11	WASHER, CLAMP BRACKET SHAFT	1	
5	55321-94910	ANODE (MAGNESIUM)	1	OPT
6	09116-08137	BOLT (8X22)	1	
7	09159-22006	NUT	1	
8	55320-94900	ANODE SET, CLAMP BRACKET	1	
9	09116-06121	.BOLT (6X25)	2	
10-1	09100-12091	BOLT (12X115)	4	
10-2	09100-12090	BOLT (12X150)	1	OPT
11	09159-12014	NUT	4	
12	09160-12110	WASHER (12.5X22X3)	4	
13	09160-12044	WASHER (12.5X35X3.2)	4	

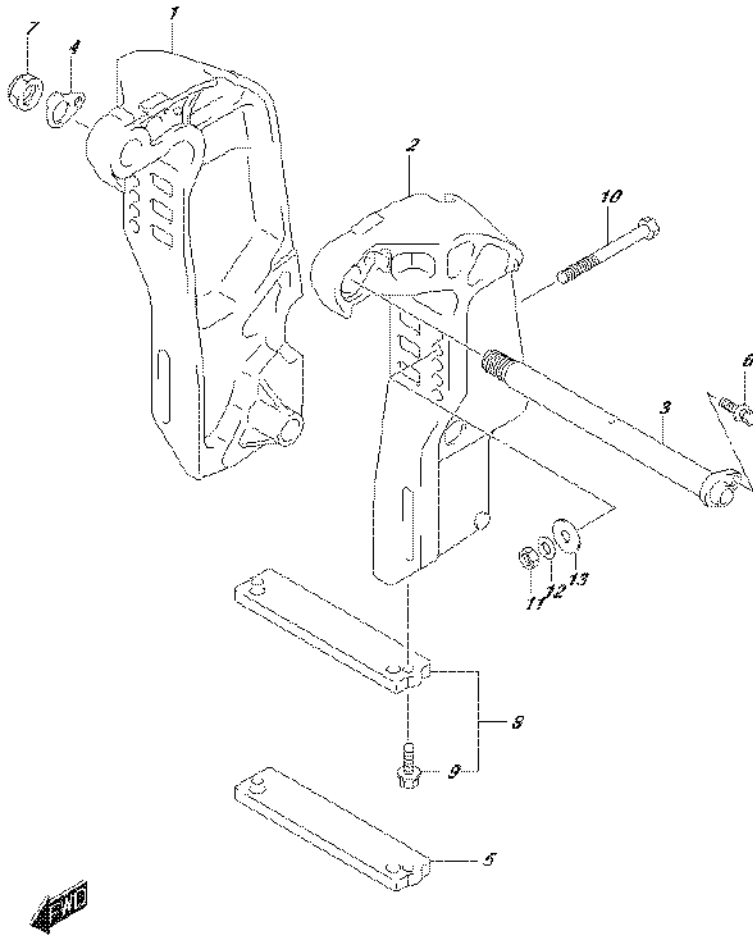


FIG.336A

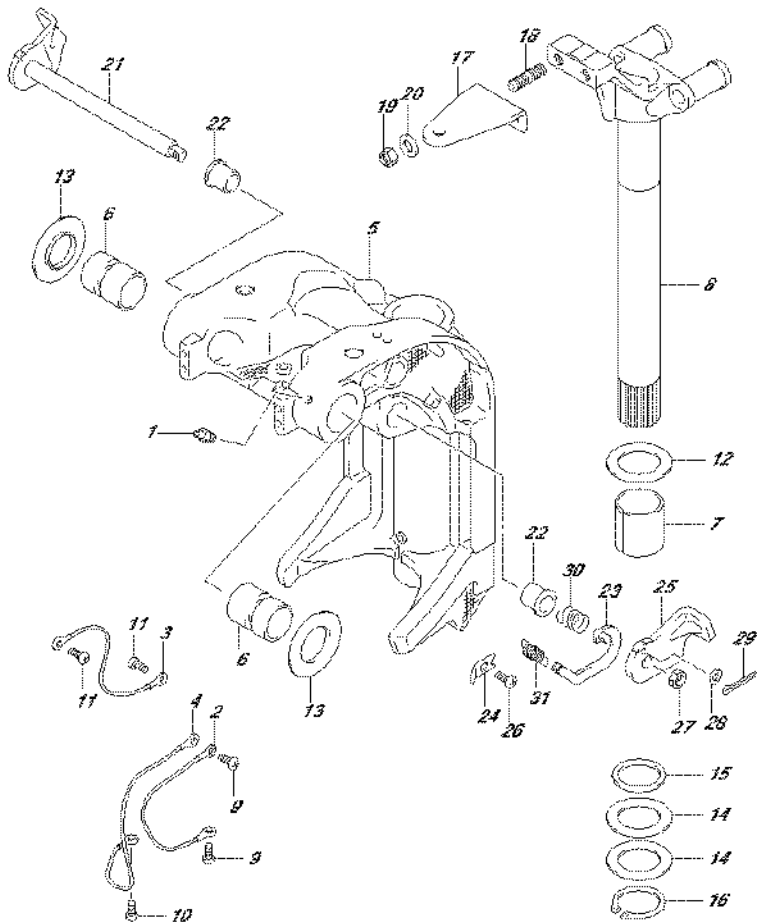


FIG.336A (1-L-11) SWIVEL BRACKET (DF70A E01)

REF NO.	PART NO.	DESCRIPTION	Q'TY	REMARKS
1	22511-99011	NIPPLE, GREASE	5	
2	36894-87D00	LEAD (SWIVEL TO MOUNT BRKT)	1	L:165
3	36894-87D00	LEAD (CLAMP TO SWIVEL)	1	L:165
4	36895-87D10	LEAD (SWIVEL TO HOUSING)	1	L:310
5-1	43111-87L20-0EP	BRACKET, SWIVEL (BLACK)	1	
5-2	43111-87L20-Y5S	BRACKET, SWIVEL (WHITE)	1	
6	43211-93J00	BUSH, CLAMP SHAFT SWIVEL	2	
7	43711-97E01	BUSH, STEERING	2	
8-1	43750-87L20-0EP	BRACKET, STEERING (BLACK)	1	
8-2	43750-87L20-Y5S	BRACKET, STEERING (WHITE)	1	
9	09125-06063	SCREW (6X10)	2	
10	09125-06063	SCREW (6X10)	1	
11	09125-06063	SCREW (6X10)	2	
12	09160-39001	WASHER (39.5X64X1)	2	
13	09169-28003	WASHER	2	
14	09181-39001	SHIM (39.5X64X0.3)	4	
15	09282-39001	OIL SEAL (39X51X5)	1	
16	09380-38003	CIRCLIP	1	
17	43755-87L00	ATTACHMENT, STEERING BRKT	1	
18	09108-10156	STUD BOLT	2	
19	09159-10050	NUT	2	
20	09160-10141	WASHER (10.5X19X2)	2	
21	41220-93J11	LEVER, TILT LOCK	1	
22	41224-95E01	BUSH, TILT STOPPER ROD	2	
23	41230-87L00	LINK, TILT LOCK LEVER	1	
24	41233-95E10	BRACKET, TILT LOCK SPRING	1	
25	41234-93J11	LEVER, TILT LOCK PORT	1	
26	09125-06063	SCREW (6X10)	1	
27	09140-10032	NUT	1	
28	09160-06082	WASHER (6.5X13X1.0)	1	
29	09204-01006	PIN	1	
30	09440-19028	SPRING	1	
31	09443-10043	SPRING	1	



FIG.336B

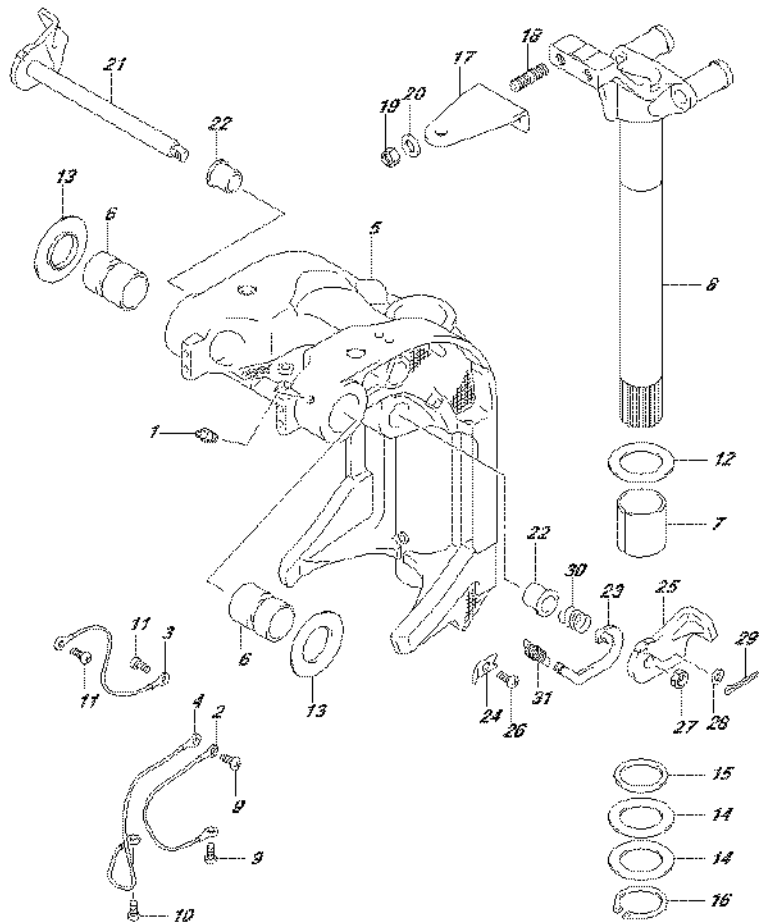


FIG.336B (1-L-12) SWIVEL BRACKET (DF70A E40)

REF NO.	PART NO.	DESCRIPTION	Q'TY	REMARKS
1	22511-99011	NIPPLE, GREASE	5	
2	36894-87D00	LEAD (SWIVEL TO MOUNT BRKT)	1	L:165
3	36894-87D00	LEAD (CLAMP TO SWIVEL)	1	L:165
4	36895-87D10	LEAD (SWIVEL TO HOUSING)	1	L:310
5-1	43111-87L20-0EP	BRACKET, SWIVEL (BLACK)	1	
5-2	43111-87L20-Y5S	BRACKET, SWIVEL (WHITE)	1	
6	43211-93J00	BUSH, CLAMP SHAFT SWIVEL	2	
7	43711-97E01	BUSH, STEERING	2	
8-1	43750-87L20-0EP	BRACKET, STEERING (BLACK)	1	
8-2	43750-87L20-Y5S	BRACKET, STEERING (WHITE)	1	
9	09125-06063	SCREW (6X10)	2	
10	09125-06063	SCREW (6X10)	1	
11	09125-06063	SCREW (6X10)	2	
12	09160-39001	WASHER (39.5X64X1)	2	
13	09169-28003	WASHER	2	
14	09181-39001	SHIM (39.5X64X0.3)	4	
15	09282-39001	OIL SEAL (39X51X5)	1	
16	09380-38003	CIRCLIP	1	
17	43755-87L00	ATTACHMENT, STEERING BRKT	1	
18	09108-10156	STUD BOLT	2	
19	09159-10050	NUT	2	
20	09160-10141	WASHER (10.5X19X2)	2	
21	41220-93J11	LEVER, TILT LOCK	1	
22	41224-95E01	BUSH, TILT STOPPER ROD	2	
23	41230-87L00	LINK, TILT LOCK LEVER	1	
24	41233-95E10	BRACKET, TILT LOCK SPRING	1	
25	41234-93J11	LEVER, TILT LOCK PORT	1	
26	09125-06063	SCREW (6X10)	1	
27	09140-10032	NUT	1	
28	09160-06082	WASHER (6.5X13X1.0)	1	
29	09204-01006	PIN	1	
30	09440-19028	SPRING	1	
31	09443-10043	SPRING	1	

FIG.336C

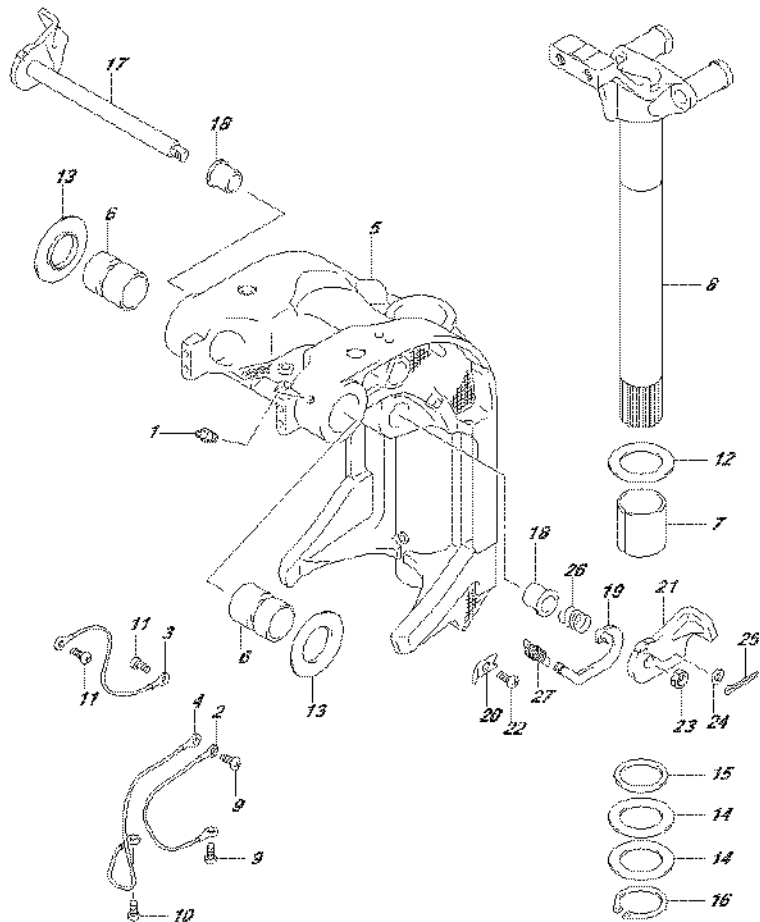


FIG.336C (1-L-13) SWIVEL BRACKET (DF70ATH E01)

REF NO.	PART NO.	DESCRIPTION	Q'TY	REMARKS
1	22511-99011	NIPPLE, GREASE	5	
2	36894-87D00	LEAD (SWIVEL TO MOUNT BRKT)	1	L:165
3	36894-87D00	LEAD (CLAMP TO SWIVEL)	1	L:165
4	36895-87D10	LEAD (SWIVEL TO HOUSING)	1	L:310
5	43111-87L20-0EP	BRACKET, SWIVEL (BLACK)	1	
6	43211-93J00	BUSH, CLAMP SHAFT SWIVEL	2	
7	43711-97E01	BUSH, STEERING	2	
8	43750-87L20-0EP	BRACKET, STEERING (BLACK)	1	
9	09125-06063	SCREW (6X10)	2	
10	09125-06063	SCREW (6X10)	1	
11	09125-06063	SCREW (6X10)	2	
12	09160-39001	WASHER (39.5X64X1)	2	
13	09169-28003	WASHER	2	
14	09181-39001	SHIM (39.5X64X0.3)	4	
15	09282-39001	OIL SEAL (39X51X5)	1	
16	09380-38003	CIRCLIP	1	
17	41220-93J11	LEVER, TILT LOCK	1	
18	41224-95E01	BUSH, TILT STOPPER ROD	2	
19	41230-87L00	LINK, TILT LOCK LEVER	1	
20	41233-95E10	BRACKET, TILT LOCK SPRING	1	
21	41234-93J11	LEVER, TILT LOCK PORT	1	
22	09125-06063	SCREW (6X10)	1	
23	09140-10032	NUT	1	
24	09160-06082	WASHER (6.5X13X1.0)	1	
25	09204-01006	PIN	1	
26	09440-19028	SPRING	1	
27	09443-10043	SPRING	1	

FIG.336D

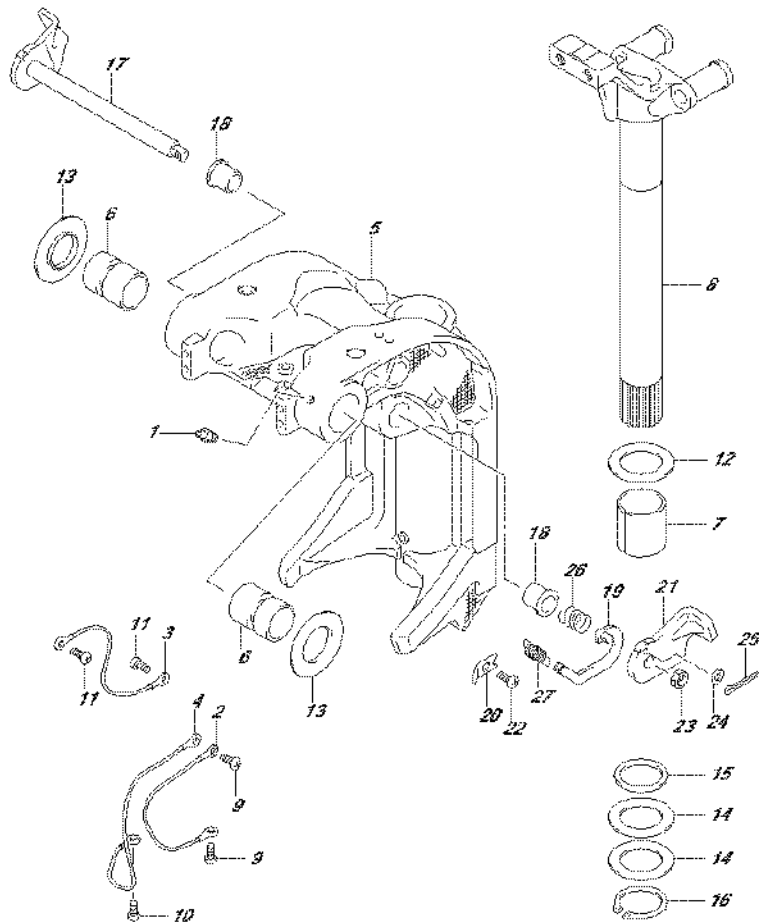


FIG.336D (1-L-14) SWIVEL BRACKET (DF70ATH E40)

REF NO.	PART NO.	DESCRIPTION	Q'TY	REMARKS
1	22511-99011	NIPPLE, GREASE	5	
2	36894-87D00	LEAD (SWIVEL TO MOUNT BRKT)	1	L:165
3	36894-87D00	LEAD (CLAMP TO SWIVEL)	1	L:165
4	36895-87D10	LEAD (SWIVEL TO HOUSING)	1	L:310
5	43111-87L20-0EP	BRACKET, SWIVEL (BLACK)	1	
6	43211-93J00	BUSH, CLAMP SHAFT SWIVEL	2	
7	43711-97E01	BUSH, STEERING	2	
8	43750-87L20-0EP	BRACKET, STEERING (BLACK)	1	
9	09125-06063	SCREW (6X10)	2	
10	09125-06063	SCREW (6X10)	1	
11	09125-06063	SCREW (6X10)	2	
12	09160-39001	WASHER (39.5X64X1)	2	
13	09169-28003	WASHER	2	
14	09181-39001	SHIM (39.5X64X0.3)	4	
15	09282-39001	OIL SEAL (39X51X5)	1	
16	09380-38003	CIRCLIP	1	
17	41220-93J11	LEVER, TILT LOCK	1	
18	41224-95E01	BUSH, TILT STOPPER ROD	2	
19	41230-87L00	LINK, TILT LOCK LEVER	1	
20	41233-95E10	BRACKET, TILT LOCK SPRING	1	
21	41234-93J11	LEVER, TILT LOCK PORT	1	
22	09125-06063	SCREW (6X10)	1	
23	09140-10032	NUT	1	
24	09160-06082	WASHER (6.5X13X1.0)	1	
25	09204-01006	PIN	1	
26	09440-19028	SPRING	1	
27	09443-10043	SPRING	1	

FIG.336E

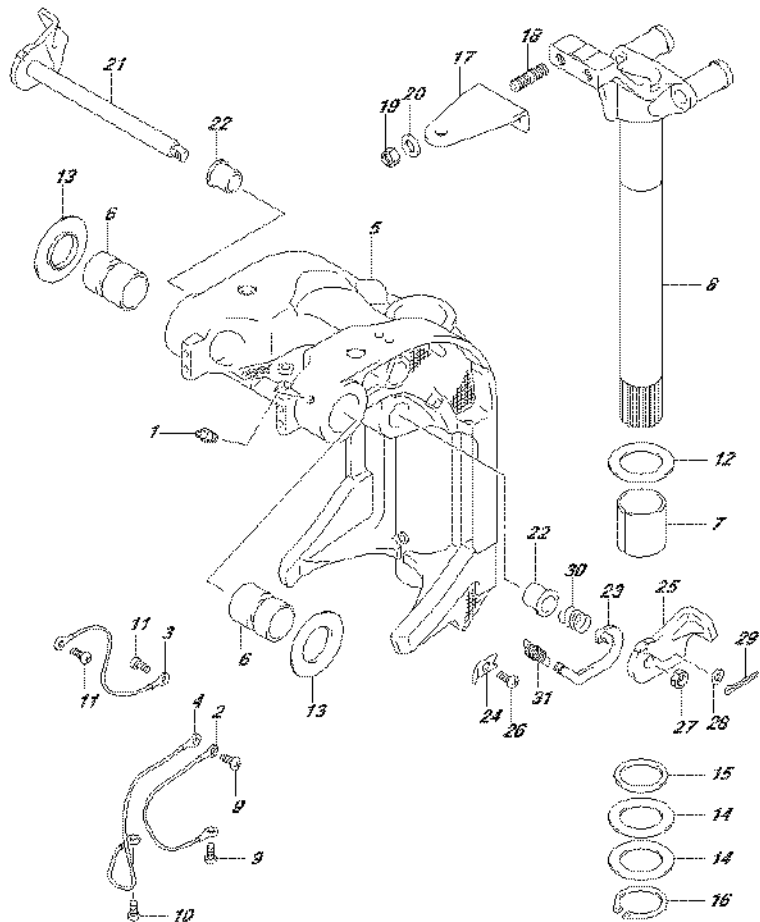


FIG.336E (1-L-15) SWIVEL BRACKET (DF80A E01)

REF NO.	PART NO.	DESCRIPTION	Q'TY	REMARKS
1	22511-99011	NIPPLE, GREASE	5	
2	36894-87D00	LEAD (SWIVEL TO MOUNT BRKT)	1	L:165
3	36894-87D00	LEAD (CLAMP TO SWIVEL)	1	L:165
4	36895-87D10	LEAD (SWIVEL TO HOUSING)	1	L:310
5	43111-87L20-0EP	BRACKET, SWIVEL (BLACK)	1	
6	43211-93J00	BUSH, CLAMP SHAFT SWIVEL	2	
7	43711-97E01	BUSH, STEERING	2	
8	43750-87L20-0EP	BRACKET, STEERING (BLACK)	1	
9	09125-06063	SCREW (6X10)	2	
10	09125-06063	SCREW (6X10)	1	
11	09125-06063	SCREW (6X10)	2	
12	09160-39001	WASHER (39.5X64X1)	2	
13	09169-28003	WASHER	2	
14	09181-39001	SHIM (39.5X64X0.3)	4	
15	09282-39001	OIL SEAL (39X51X5)	1	
16	09380-38003	CIRCLIP	1	
17	43755-87L00	ATTACHMENT, STEERING BRKT	1	
18	09108-10156	STUD BOLT	2	
19	09159-10050	NUT	2	
20	09160-10141	WASHER (10.5X19X2)	2	
21	41220-93J11	LEVER, TILT LOCK	1	
22	41224-95E01	BUSH, TILT STOPPER ROD	2	
23	41230-87L00	LINK, TILT LOCK LEVER	1	
24	41233-95E10	BRACKET, TILT LOCK SPRING	1	
25	41234-93J11	LEVER, TILT LOCK PORT	1	
26	09125-06063	SCREW (6X10)	1	
27	09140-10032	NUT	1	
28	09160-06082	WASHER (6.5X13X1.0)	1	
29	09204-01006	PIN	1	
30	09440-19028	SPRING	1	
31	09443-10043	SPRING	1	



FIG.336F

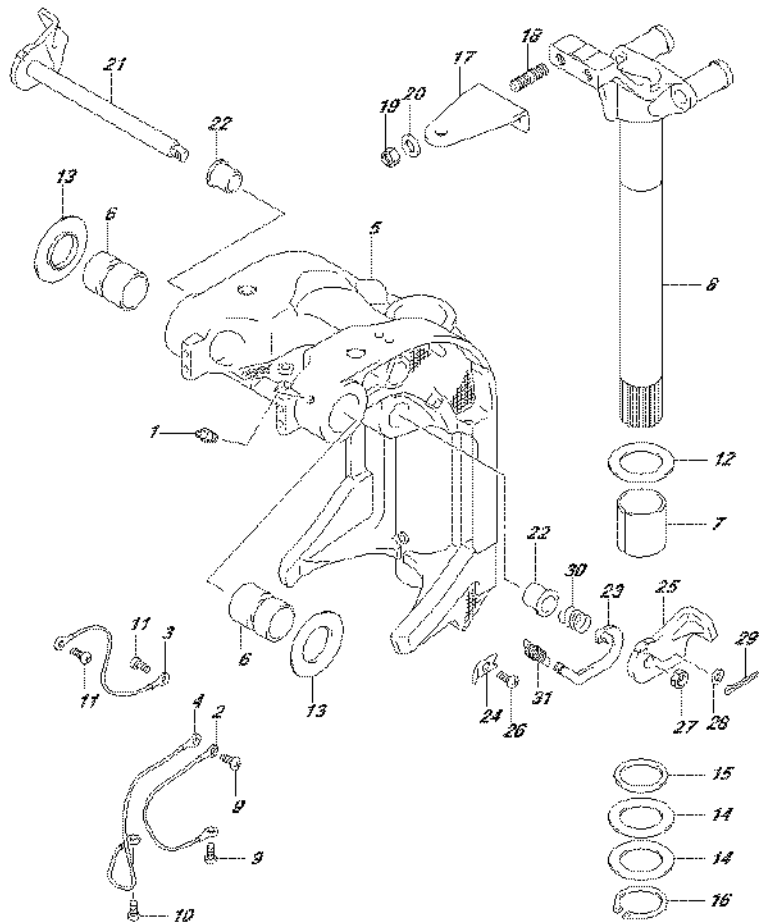


FIG.336F (2-B-2) SWIVEL BRACKET (DF80A E40)

REF NO.	PART NO.	DESCRIPTION	Q'TY	REMARKS
1	22511-99011	NIPPLE, GREASE	5	
2	36894-87D00	LEAD (SWIVEL TO MOUNT BRKT)	1	L:165
3	36894-87D00	LEAD (CLAMP TO SWIVEL)	1	L:165
4	36895-87D10	LEAD (SWIVEL TO HOUSING)	1	L:310
5	43111-87L20-0EP	BRACKET, SWIVEL (BLACK)	1	
6	43211-93J00	BUSH, CLAMP SHAFT SWIVEL	2	
7	43711-97E01	BUSH, STEERING	2	
8	43750-87L20-0EP	BRACKET, STEERING (BLACK)	1	
9	09125-06063	SCREW (6X10)	2	
10	09125-06063	SCREW (6X10)	1	
11	09125-06063	SCREW (6X10)	2	
12	09160-39001	WASHER (39.5X64X1)	2	
13	09169-28003	WASHER	2	
14	09181-39001	SHIM (39.5X64X0.3)	4	
15	09282-39001	OIL SEAL (39X51X5)	1	
16	09380-38003	CIRCLIP	1	
17	43755-87L00	ATTACHMENT, STEERING BRKT	1	
18	09108-10156	STUD BOLT	2	
19	09159-10050	NUT	2	
20	09160-10141	WASHER (10.5X19X2)	2	
21	41220-93J11	LEVER, TILT LOCK	1	
22	41224-95E01	BUSH, TILT STOPPER ROD	2	
23	41230-87L00	LINK, TILT LOCK LEVER	1	
24	41233-95E10	BRACKET, TILT LOCK SPRING	1	
25	41234-93J11	LEVER, TILT LOCK PORT	1	
26	09125-06063	SCREW (6X10)	1	
27	09140-10032	NUT	1	
28	09160-06082	WASHER (6.5X13X1.0)	1	
29	09204-01006	PIN	1	
30	09440-19028	SPRING	1	
31	09443-10043	SPRING	1	



FIG.336G

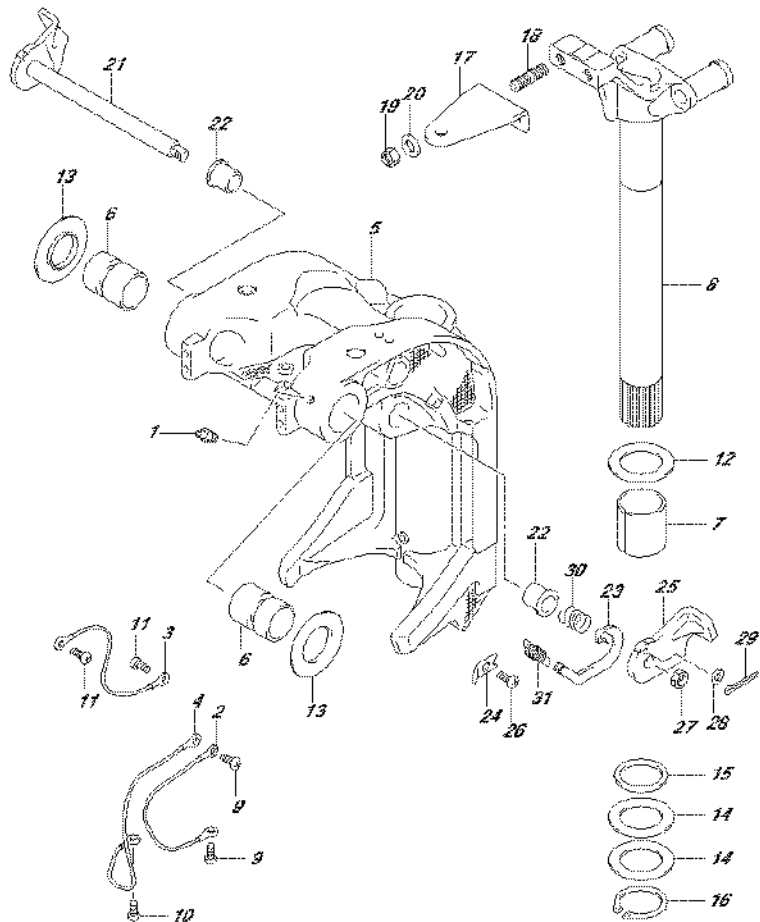


FIG.336G (2-B-3) SWIVEL BRACKET (DF90A E01)

REF NO.	PART NO.	DESCRIPTION	Q'TY	REMARKS
1	22511-99011	NIPPLE, GREASE	5	
2	36894-87D00	LEAD (SWIVEL TO MOUNT BRKT)	1	L:165
3	36894-87D00	LEAD (CLAMP TO SWIVEL)	1	L:165
4	36895-87D10	LEAD (SWIVEL TO HOUSING)	1	L:310
5-1	43111-87L20-0EP	BRACKET, SWIVEL (BLACK)	1	
5-2	43111-87L20-Y5S	BRACKET, SWIVEL (WHITE)	1	
6	43211-93J00	BUSH, CLAMP SHAFT SWIVEL	2	
7	43711-97E01	BUSH, STEERING	2	
8-1	43750-87L20-0EP	BRACKET, STEERING (BLACK)	1	
8-2	43750-87L20-Y5S	BRACKET, STEERING (WHITE)	1	
9	09125-06063	SCREW (6X10)	2	
10	09125-06063	SCREW (6X10)	1	
11	09125-06063	SCREW (6X10)	2	
12	09160-39001	WASHER (39.5X64X1)	2	
13	09169-28003	WASHER	2	
14	09181-39001	SHIM (39.5X64X0.3)	4	
15	09282-39001	OIL SEAL (39X51X5)	1	
16	09380-38003	CIRCLIP	1	
17	43755-87L00	ATTACHMENT, STEERING BRKT	1	
18	09108-10156	STUD BOLT	2	
19	09159-10050	NUT	2	
20	09160-10141	WASHER (10.5X19X2)	2	
21	41220-93J11	LEVER, TILT LOCK	1	
22	41224-95E01	BUSH, TILT STOPPER ROD	2	
23	41230-87L00	LINK, TILT LOCK LEVER	1	
24	41233-95E10	BRACKET, TILT LOCK SPRING	1	
25	41234-93J11	LEVER, TILT LOCK PORT	1	
26	09125-06063	SCREW (6X10)	1	
27	09140-10032	NUT	1	
28	09160-06082	WASHER (6.5X13X1.0)	1	
29	09204-01006	PIN	1	
30	09440-19028	SPRING	1	
31	09443-10043	SPRING	1	

FIG.336H

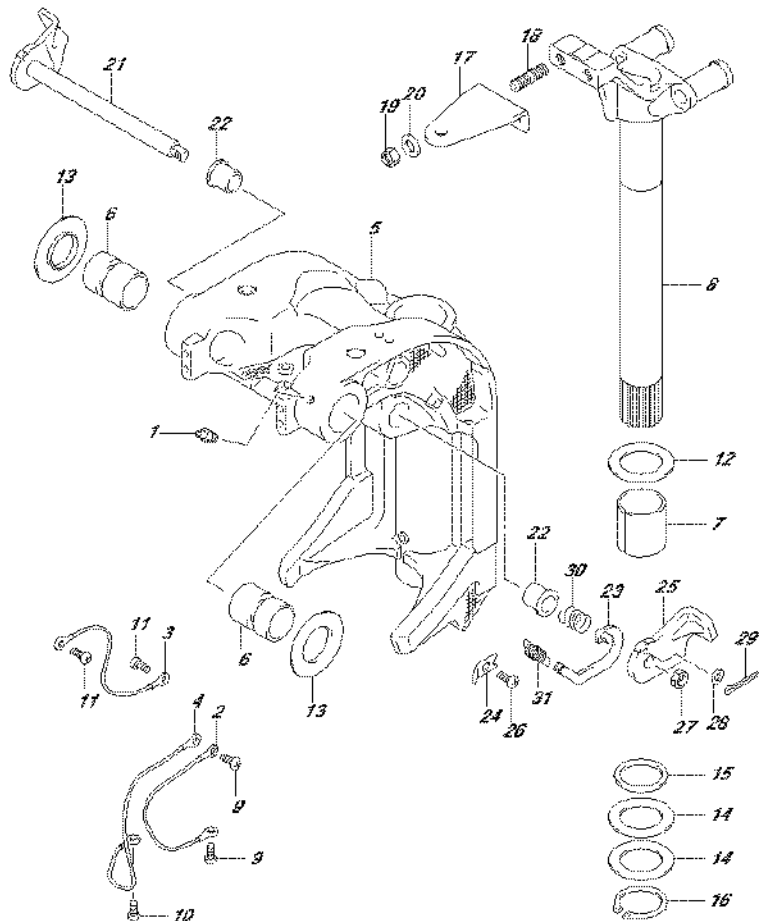


FIG.336H (2-B-4) SWIVEL BRACKET (DF90A E40)

REF NO.	PART NO.	DESCRIPTION	Q'TY	REMARKS
1	22511-99011	NIPPLE, GREASE	5	
2	36894-87D00	LEAD (SWIVEL TO MOUNT BRKT)	1	L:165
3	36894-87D00	LEAD (CLAMP TO SWIVEL)	1	L:165
4	36895-87D10	LEAD (SWIVEL TO HOUSING)	1	L:310
5-1	43111-87L20-0EP	BRACKET, SWIVEL (BLACK)	1	
5-2	43111-87L20-Y5S	BRACKET, SWIVEL (WHITE)	1	
6	43211-93J00	BUSH, CLAMP SHAFT SWIVEL	2	
7	43711-97E01	BUSH, STEERING	2	
8-1	43750-87L20-0EP	BRACKET, STEERING (BLACK)	1	
8-2	43750-87L20-Y5S	BRACKET, STEERING (WHITE)	1	
9	09125-06063	SCREW (6X10)	2	
10	09125-06063	SCREW (6X10)	1	
11	09125-06063	SCREW (6X10)	2	
12	09160-39001	WASHER (39.5X64X1)	2	
13	09169-28003	WASHER	2	
14	09181-39001	SHIM (39.5X64X0.3)	4	
15	09282-39001	OIL SEAL (39X51X5)	1	
16	09380-38003	CIRCLIP	1	
17	43755-87L00	ATTACHMENT, STEERING BRKT	1	
18	09108-10156	STUD BOLT	2	
19	09159-10050	NUT	2	
20	09160-10141	WASHER (10.5X19X2)	2	
21	41220-93J11	LEVER, TILT LOCK	1	
22	41224-95E01	BUSH, TILT STOPPER ROD	2	
23	41230-87L00	LINK, TILT LOCK LEVER	1	
24	41233-95E10	BRACKET, TILT LOCK SPRING	1	
25	41234-93J11	LEVER, TILT LOCK PORT	1	
26	09125-06063	SCREW (6X10)	1	
27	09140-10032	NUT	1	
28	09160-06082	WASHER (6.5X13X1.0)	1	
29	09204-01006	PIN	1	
30	09440-19028	SPRING	1	
31	09443-10043	SPRING	1	



FIG.336J

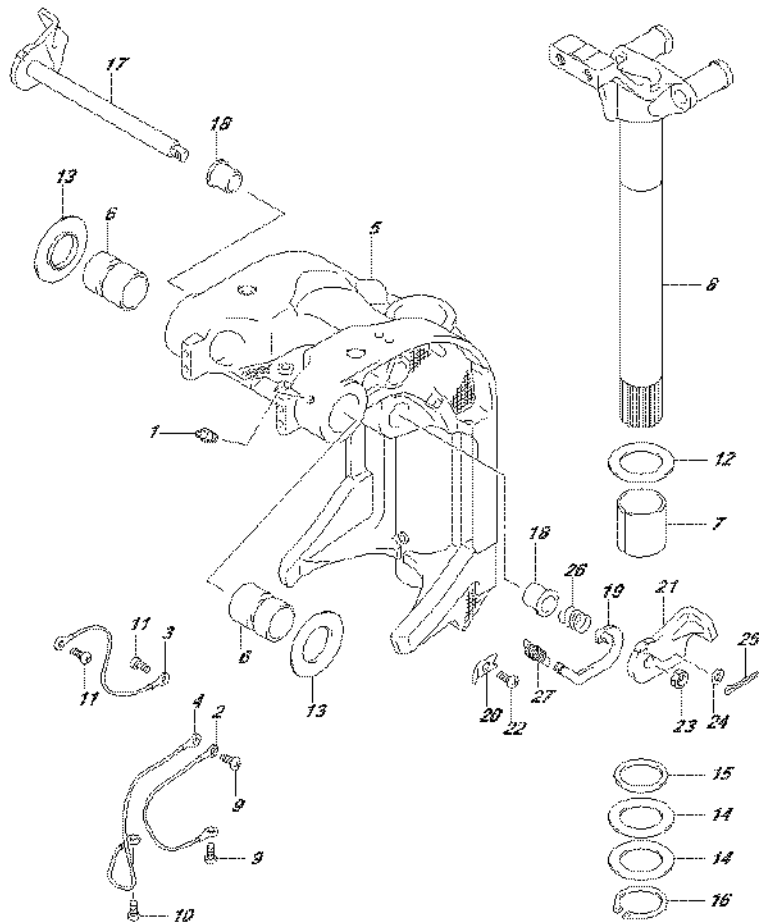


FIG.336J (2-B-5) SWIVEL BRACKET (DF90ATH E01)

REF NO.	PART NO.	DESCRIPTION	Q'TY	REMARKS
1	22511-99011	NIPPLE, GREASE	5	
2	36894-87D00	LEAD (SWIVEL TO MOUNT BRKT)	1	L:165
3	36894-87D00	LEAD (CLAMP TO SWIVEL)	1	L:165
4	36895-87D10	LEAD (SWIVEL TO HOUSING)	1	L:310
5	43111-87L20-0EP	BRACKET, SWIVEL (BLACK)	1	
6	43211-93J00	BUSH, CLAMP SHAFT SWIVEL	2	
7	43711-97E01	BUSH, STEERING	2	
8	43750-87L20-0EP	BRACKET, STEERING (BLACK)	1	
9	09125-06063	SCREW (6X10)	2	
10	09125-06063	SCREW (6X10)	1	
11	09125-06063	SCREW (6X10)	2	
12	09160-39001	WASHER (39.5X64X1)	2	
13	09169-28003	WASHER	2	
14	09181-39001	SHIM (39.5X64X0.3)	4	
15	09282-39001	OIL SEAL (39X51X5)	1	
16	09380-38003	CIRCLIP	1	
17	41220-93J11	LEVER, TILT LOCK	1	
18	41224-95E01	BUSH, TILT STOPPER ROD	2	
19	41230-87L00	LINK, TILT LOCK LEVER	1	
20	41233-95E10	BRACKET, TILT LOCK SPRING	1	
21	41234-93J11	LEVER, TILT LOCK PORT	1	
22	09125-06063	SCREW (6X10)	1	
23	09140-10032	NUT	1	
24	09160-06082	WASHER (6.5X13X1.0)	1	
25	09204-01006	PIN	1	
26	09440-19028	SPRING	1	
27	09443-10043	SPRING	1	

FIG.336K

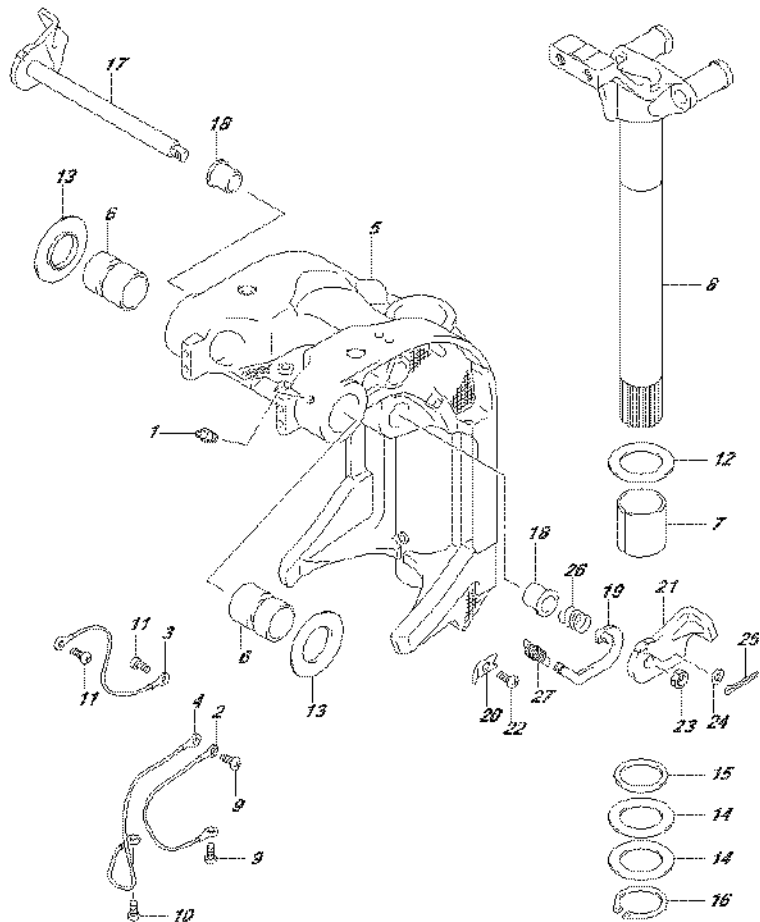
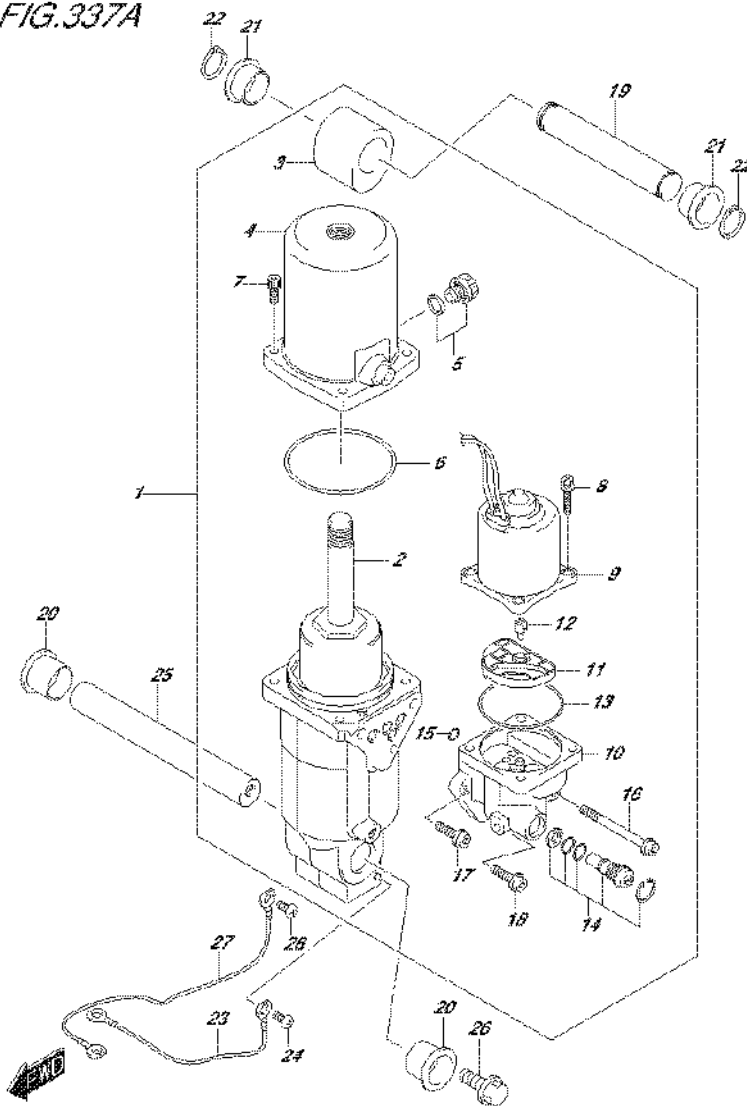


FIG.336K (2-B-6) SWIVEL BRACKET (DF90ATH E40)

REF NO.	PART NO.	DESCRIPTION	Q'TY	REMARKS
1	22511-99011	NIPPLE, GREASE	5	
2	36894-87D00	LEAD (SWIVEL TO MOUNT BRKT)	1	L:165
3	36894-87D00	LEAD (CLAMP TO SWIVEL)	1	L:165
4	36895-87D10	LEAD (SWIVEL TO HOUSING)	1	L:310
5	43111-87L20-0EP	BRACKET, SWIVEL (BLACK)	1	
6	43211-93J00	BUSH, CLAMP SHAFT SWIVEL	2	
7	43711-97E01	BUSH, STEERING	2	
8	43750-87L20-0EP	BRACKET, STEERING (BLACK)	1	
9	09125-06063	SCREW (6X10)	2	
10	09125-06063	SCREW (6X10)	1	
11	09125-06063	SCREW (6X10)	2	
12	09160-39001	WASHER (39.5X64X1)	2	
13	09169-28003	WASHER	2	
14	09181-39001	SHIM (39.5X64X0.3)	4	
15	09282-39001	OIL SEAL (39X51X5)	1	
16	09380-38003	CIRCLIP	1	
17	41220-93J11	LEVER, TILT LOCK	1	
18	41224-95E01	BUSH, TILT STOPPER ROD	2	
19	41230-87L00	LINK, TILT LOCK LEVER	1	
20	41233-95E10	BRACKET, TILT LOCK SPRING	1	
21	41234-93J11	LEVER, TILT LOCK PORT	1	
22	09125-06063	SCREW (6X10)	1	
23	09140-10032	NUT	1	
24	09160-06082	WASHER (6.5X13X1.0)	1	
25	09204-01006	PIN	1	
26	09440-19028	SPRING	1	
27	09443-10043	SPRING	1	

FIG.337A



DF90A\_E01\_016\_337A  
TRIM CYLINDER

FIG.337A (2-B-7) TRIM CYLINDER

REF NO.	PART NO.	DESCRIPTION	Q'TY	REMARKS
1	48000-87L03	TRIM ASSY, POWER WITH TILT	1	
2	48400-87L02	.MANIFOLD ASSY	1	
3	48611-87L00	.JOINT, METAL	1	
4	48571-87L00	.TANK, RESERVOIR	1	
5	48572-87L00	.PLUG	1	
6	48557-90J00	.O RING	1	
7	48862-87J20	.BOLT, RESERVOIR	4	
8	31281-92J10	.BOLT, THROUGH	4	
9	38100-87L01	.MOTOR ASSY, PTT	1	
10	48502-87L02	.PUMP ASSY	1	
11	48582-95E01	.FILTER	1	
12	48583-95E00	.JOINT, DRIVE	1	
13	48585-95E00	.O RING	1	
14	48864-96J10	.VALVE SET, MANUAL	1	
15	48588-90J00	.O RING SET	1	
16	48862-92J20	.BOLT, PUMP NO.1	1	
17	48862-92J30	.BOLT, PUMP NO.2	1	
18	48862-90J21	.BOLT	1	
19	48321-90J00	SHAFT, TILT CYL UPPER	1	
20	48326-95E00	BUSH, TILT CYL LOWER	2	
21	48325-87L00	BUSH, TILT CYL UPPER	2	
22	09380-22015	CIRCLIP	2	
23	36894-87D00	LEAD, PTT TO ANODE (L:165)	1	
24	09125-06063	SCREW (6X10)	1	
25	48121-90J00	SHAFT, TILT CYL LOWER	1	
26	09116-10179	BOLT (10X35)	2	
27	36895-87D10	LEAD, PTT TO ANODE (L:310)	1	
28	09125-05050	SCREW (5X8)	1	

DF90A\_E01\_016

FIG.340A

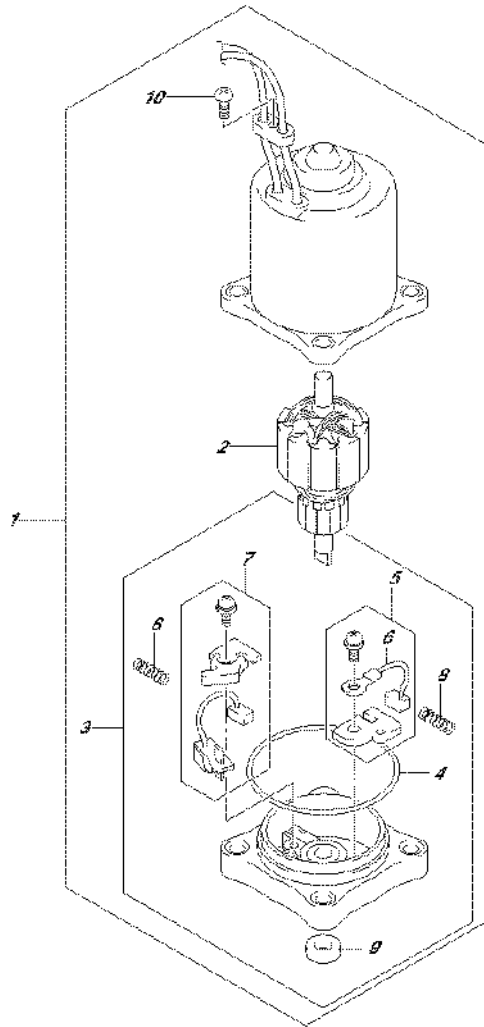
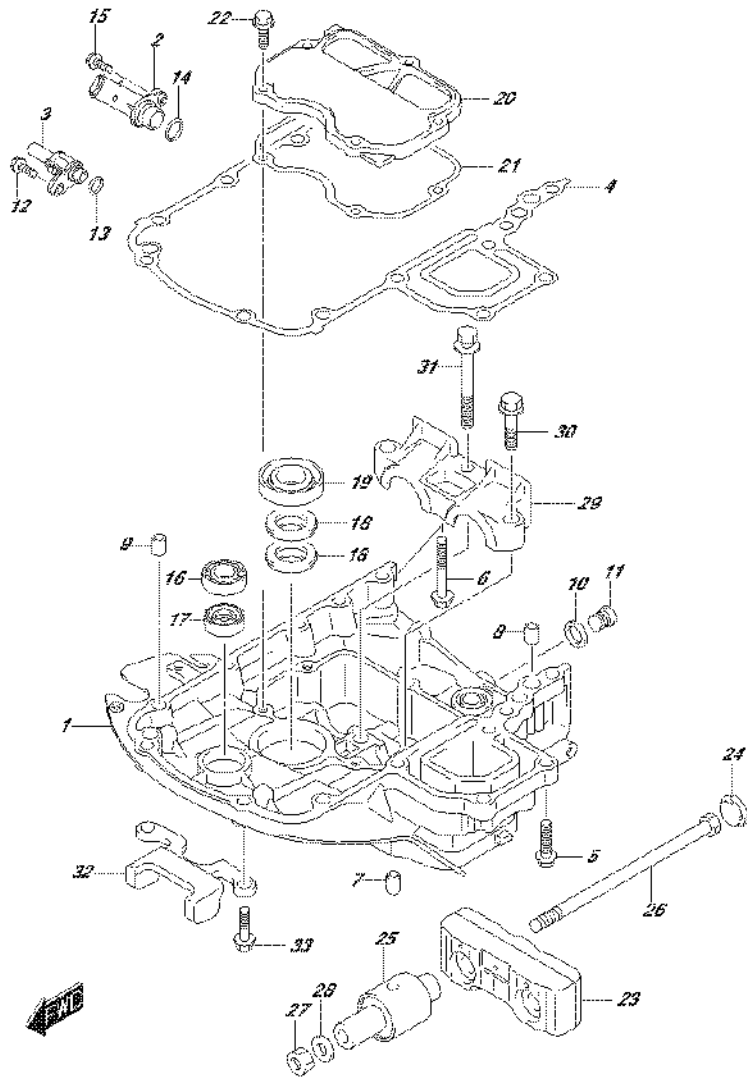


FIG.340A (2-B-8) PTT MOTOR

REF NO.	PART NO.	DESCRIPTION	Q'TY	REMARKS
1	38100-87L01	MOTOR ASSY, PTT	1	
2	31311-93J00	.ARMATURE	1	
3	31173-94910	.HOLDER, BRUSH	1	
4	31123-94910	..O RING	1	
5	31133-90J00	..BRUSH SET	1	
6	31133-94900	...BRUSH, PLUS	1	
7	31136-90J10	..BREAKER ASSY	1	
8	31135-94900	..SPRING	2	
9	33799-97E00	..OIL SEAL	1	
10	31111-94900	.SCREW	1	

FIG.401A



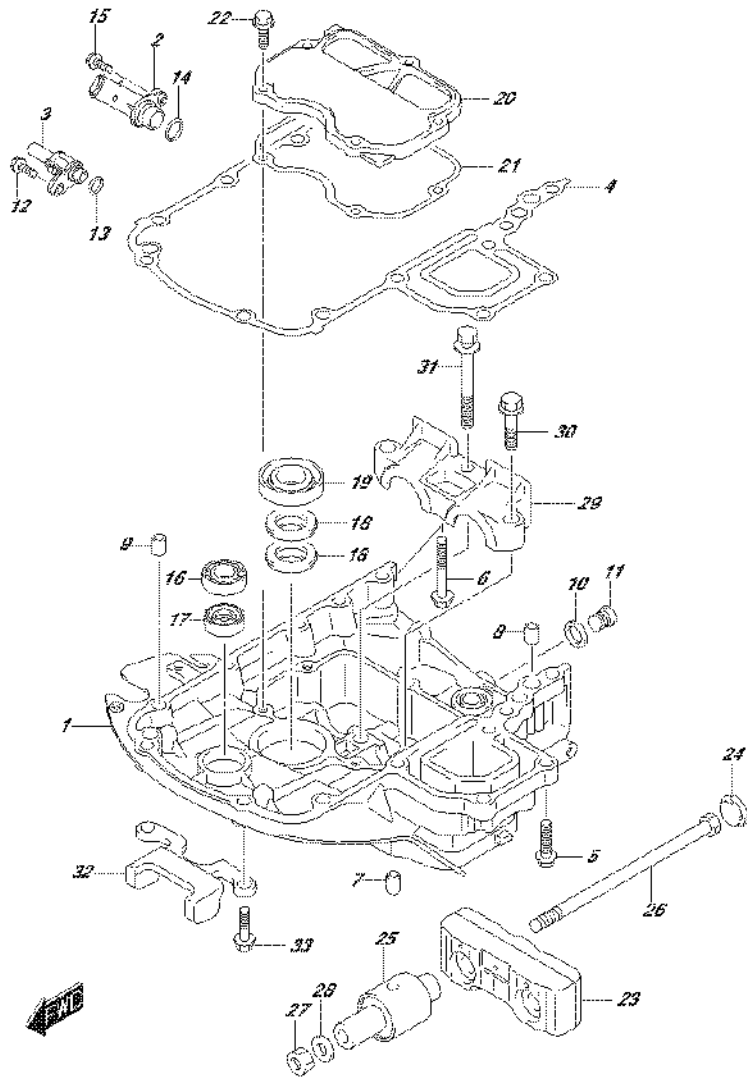
DF90A\_E01\_016\_401A  
ENGINE HOLDER

FIG.401A (2-B-9) ENGINE HOLDER (DF70A E01)

REF NO.	PART NO.	DESCRIPTION	Q'TY	REMARKS
1-1	51111-87L00-OEP	HOLDER, ENGINE (BLACK)	1	
1-2	51111-87L00-Y5S	HOLDER, ENGINE (WHITE)	1	
2	51115-87L00	UNION, WATER RETURN	1	
3	51117-87L00	UNION, WATER INDICATOR	1	
4	51211-87L10	GASKET, ENGINE HOLDER	1	
5	09116-08128	BOLT (8X40)	7	
6	09116-08159	BOLT (8X55)	1	
7	09202-08006	PIN (8X12)	2	
8	04211-11129	PIN	2	
9	04211-11129	PIN	1	
10	09160-18031	WASHER (18.5X28X2.6)	1	
11	09248-18010	PLUG (18X15)	1	
12	29116-93J00	BOLT, WATER INDICATOR UNION	1	
13	09280-11001	O RING (D:2.4,ID:10.8)	1	
14	09280-20002	O RING (D:3.1,ID:19.4)	1	
15	01550-06207	BOLT	1	
16	09262-17019	BEARING (17X35X8)	1	
17	09289-18001	OIL SEAL (18X30X8)	1	
18	09282-22007	OIL SEAL (22X36X6)	2	
19	12281-87J00	SEAL, DRIVEN GEAR	1	
20	51122-87L00	COVER, MOUNT CASE	1	
21	51123-87L00	GASKET, MOUNT CASE COVER	1	
22	01550-0825A	BOLT	5	
23	54120-87L10	MOUNT, UPPER THRUST	1	
24	54122-87L00	SPACER, UPPER THRUST MOUNT	2	
25	54130-87L00	MOUNT, UPPER	2	
26	54166-95J02	BOLT, UPPER MOUNT	2	
27	09159-12014	NUT	2	
28	09160-12110	WASHER (12.5X22X3)	2	
29-1	54137-87L00-OEP	COVER, UPPER MOUNT (BLACK)	1	
29-2	54137-87L00-Y5S	COVER, UPPER MOUNT (WHITE)	1	
30	09116-10176	BOLT (10X44)	2	
31	09116-10147	BOLT (10X85)	1	
32	54140-87L10	STOPPER, UPPER UNIT	1	
33	09116-08137	BOLT (8X22)	2	

DF90A\_E01\_016

FIG.401B



DF90A\_E01\_016\_401B  
ENGINE HOLDER

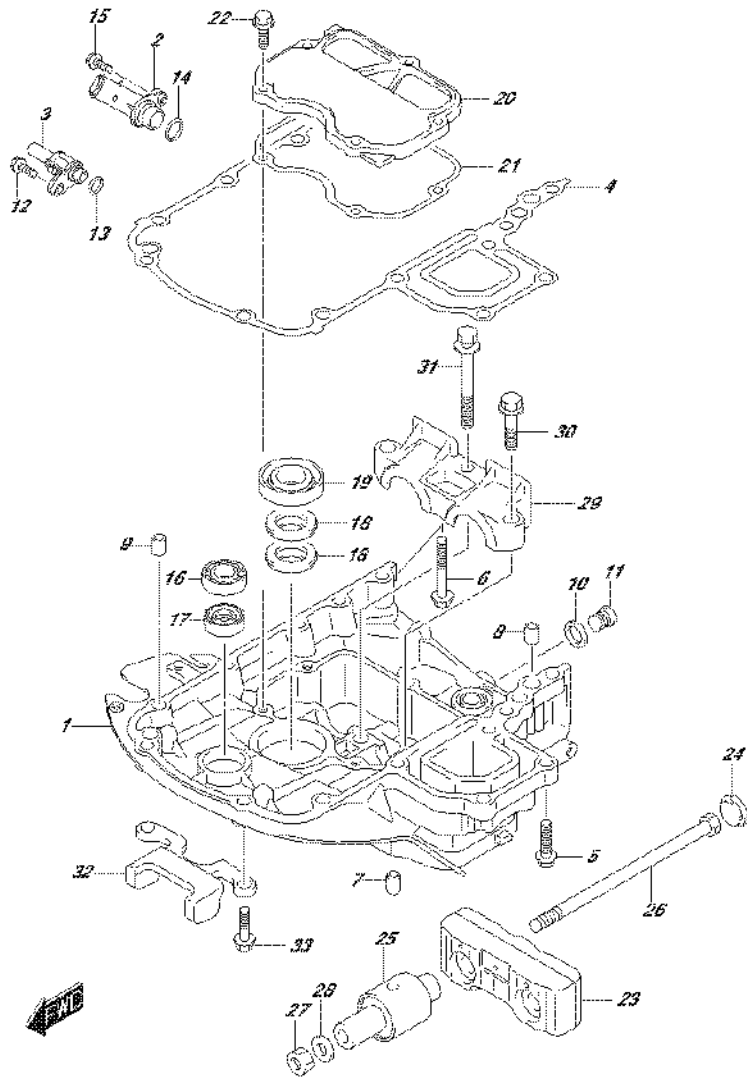
FIG.401B (2-B-10) ENGINE HOLDER (DF70A E40)

REF NO.	PART NO.	DESCRIPTION	Q'TY	REMARKS
1-1	51111-87L00-OEP	HOLDER, ENGINE (BLACK)	1	
1-2	51111-87L00-Y5S	HOLDER, ENGINE (WHITE)	1	
2	51115-87L00	UNION, WATER RETURN	1	
3	51117-87L00	UNION, WATER INDICATOR	1	
4	51211-87L10	GASKET, ENGINE HOLDER	1	
5	09116-08128	BOLT (8X40)	7	
6	09116-08159	BOLT (8X55)	1	
7	09202-08006	PIN (8X12)	2	
8	04211-11129	PIN	2	
9	04211-11129	PIN	1	
10	09160-18031	WASHER (18.5X28X2.6)	1	
11	09248-18010	PLUG (18X15)	1	
12	29116-93J00	BOLT, WATER INDICATOR UNION	1	
13	09280-11001	O RING (D:2.4,ID:10.8)	1	
14	09280-20002	O RING (D:3.1,ID:19.4)	1	
15	01550-06207	BOLT	1	
16	09262-17019	BEARING (17X35X8)	1	
17	09289-18001	OIL SEAL (18X30X8)	1	
18	09282-22007	OIL SEAL (22X36X6)	2	
19	12281-87J00	SEAL, DRIVEN GEAR	1	
20	51122-87L00	COVER, MOUNT CASE	1	
21	51123-87L00	GASKET, MOUNT CASE COVER	1	
22	01550-0825A	BOLT	5	
23	54120-87L10	MOUNT, UPPER THRUST	1	
24	54122-87L00	SPACER, UPPER THRUST MOUNT	2	
25	54130-87L00	MOUNT, UPPER	2	
26	54166-95J02	BOLT, UPPER MOUNT	2	
27	09159-12014	NUT	2	
28	09160-12110	WASHER (12.5X22X3)	2	
29-1	54137-87L00-OEP	COVER, UPPER MOUNT (BLACK)	1	
29-2	54137-87L00-Y5S	COVER, UPPER MOUNT (WHITE)	1	
30	09116-10176	BOLT (10X44)	2	
31	09116-10147	BOLT (10X85)	1	
32	54140-87L10	STOPPER, UPPER UNIT	1	
33	09116-08137	BOLT (8X22)	2	

DF90A\_E01\_016



FIG.401C



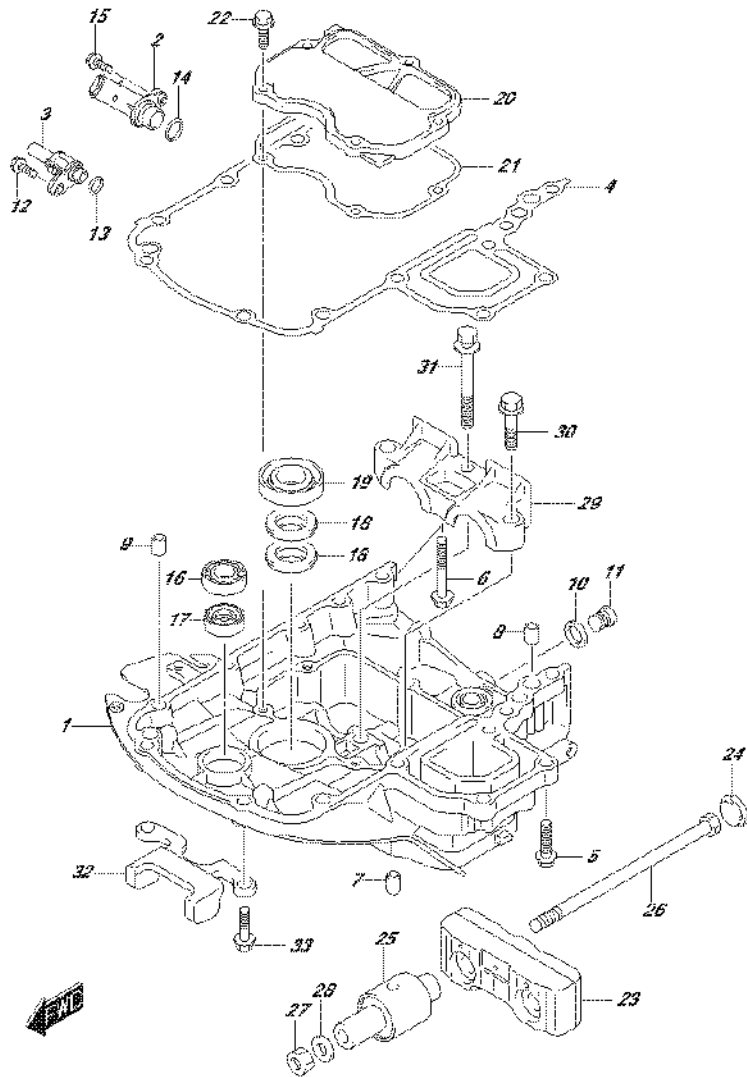
DF90A\_E01\_016\_401C  
ENGINE HOLDER

FIG.401C (2-B-11) ENGINE HOLDER (DF70ATH E01)

REF NO.	PART NO.	DESCRIPTION	Q'TY	REMARKS
1	51111-87L00-OEP	HOLDER, ENGINE (BLACK)	1	
2	51115-87L00	UNION, WATER RETURN	1	
3	51117-87L00	UNION, WATER INDICATOR	1	
4	51211-87L10	GASKET, ENGINE HOLDER	1	
5	09116-08128	BOLT (8X40)	7	
6	09116-08159	BOLT (8X55)	1	
7	09202-08006	PIN (8X12)	2	
8	04211-11129	PIN	2	
9	04211-11129	PIN	1	
10	09160-18031	WASHER (18.5X28X2.6)	1	
11	09248-18010	PLUG (18X15)	1	
12	29116-93J00	BOLT, WATER INDICATOR UNION	1	
13	09280-11001	O RING (D:2.4,ID:10.8)	1	
14	09280-20002	O RING (D:3.1,ID:19.4)	1	
15	01550-06207	BOLT	1	
16	09262-17019	BEARING (17X35X8)	1	
17	09289-18001	OIL SEAL (18X30X8)	1	
18	09282-22007	OIL SEAL (22X36X6)	2	
19	12281-87J00	SEAL, DRIVEN GEAR	1	
20	51122-87L00	COVER, MOUNT CASE	1	
21	51123-87L00	GASKET, MOUNT CASE COVER	1	
22	01550-0825A	BOLT	5	
23	54120-87L10	MOUNT, UPPER THRUST	1	
24	54122-87L00	SPACER, UPPER THRUST MOUNT	2	
25	54130-87L00	MOUNT, UPPER	2	
26	54166-95J02	BOLT, UPPER MOUNT	2	
27	09159-12014	NUT	2	
28	09160-12110	WASHER (12.5X22X3)	2	
29	54137-87L00-OEP	COVER, UPPER MOUNT (BLACK)	1	
30	09116-10176	BOLT (10X44)	2	
31	09116-10147	BOLT (10X85)	1	
32	54140-87L10	STOPPER, UPPER UNIT	1	
33	09116-08137	BOLT (8X22)	2	

DF90A\_E01\_016

FIG.401D



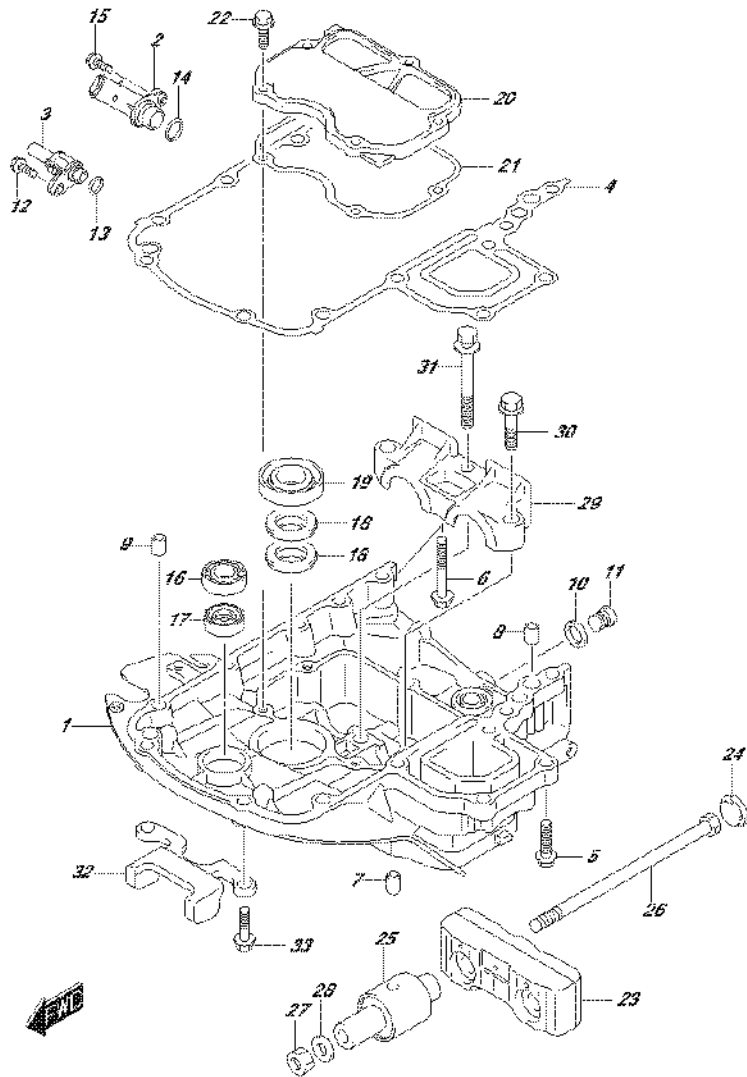
DF90A\_E01\_016\_401D  
ENGINE HOLDER

FIG.401D (2-B-12) ENGINE HOLDER (DF70ATH E40)

REF NO.	PART NO.	DESCRIPTION	Q'TY	REMARKS
1	51111-87L00-OEP	HOLDER, ENGINE (BLACK)	1	
2	51115-87L00	UNION, WATER RETURN	1	
3	51117-87L00	UNION, WATER INDICATOR	1	
4	51211-87L10	GASKET, ENGINE HOLDER	1	
5	09116-08128	BOLT (8X40)	7	
6	09116-08159	BOLT (8X55)	1	
7	09202-08006	PIN (8X12)	2	
8	04211-11129	PIN	2	
9	04211-11129	PIN	1	
10	09160-18031	WASHER (18.5X28X2.6)	1	
11	09248-18010	PLUG (18X15)	1	
12	29116-93J00	BOLT, WATER INDICATOR UNION	1	
13	09280-11001	O RING (D:2.4,ID:10.8)	1	
14	09280-20002	O RING (D:3.1,ID:19.4)	1	
15	01550-06207	BOLT	1	
16	09262-17019	BEARING (17X35X8)	1	
17	09289-18001	OIL SEAL (18X30X8)	1	
18	09282-22007	OIL SEAL (22X36X6)	2	
19	12281-87J00	SEAL, DRIVEN GEAR	1	
20	51122-87L00	COVER, MOUNT CASE	1	
21	51123-87L00	GASKET, MOUNT CASE COVER	1	
22	01550-0825A	BOLT	5	
23	54120-87L10	MOUNT, UPPER THRUST	1	
24	54122-87L00	SPACER, UPPER THRUST MOUNT	2	
25	54130-87L00	MOUNT, UPPER	2	
26	54166-95J02	BOLT, UPPER MOUNT	2	
27	09159-12014	NUT	2	
28	09160-12110	WASHER (12.5X22X3)	2	
29	54137-87L00-OEP	COVER, UPPER MOUNT (BLACK)	1	
30	09116-10176	BOLT (10X44)	2	
31	09116-10147	BOLT (10X85)	1	
32	54140-87L10	STOPPER, UPPER UNIT	1	
33	09116-08137	BOLT (8X22)	2	

DF90A\_E01\_016

FIG.401E



DF90A\_E01\_016\_401E  
ENGINE HOLDER

FIG.401E (2-B-13) ENGINE HOLDER (DF80A E01)

REF NO.	PART NO.	DESCRIPTION	Q'TY	REMARKS
1	51111-87L00-OEP	HOLDER, ENGINE (BLACK)	1	
2	51115-87L00	UNION, WATER RETURN	1	
3	51117-87L00	UNION, WATER INDICATOR	1	
4	51211-87L10	GASKET, ENGINE HOLDER	1	
5	09116-08128	BOLT (8X40)	7	
6	09116-08159	BOLT (8X55)	1	
7	09202-08006	PIN (8X12)	2	
8	04211-11129	PIN	2	
9	04211-11129	PIN	1	
10	09160-18031	WASHER (18.5X28X2.6)	1	
11	09248-18010	PLUG (18X15)	1	
12	29116-93J00	BOLT, WATER INDICATOR UNION	1	
13	09280-11001	O RING (D:2.4,ID:10.8)	1	
14	09280-20002	O RING (D:3.1,ID:19.4)	1	
15	01550-06207	BOLT	1	
16	09262-17019	BEARING (17X35X8)	1	
17	09289-18001	OIL SEAL (18X30X8)	1	
18	09282-22007	OIL SEAL (22X36X6)	2	
19	12281-87J00	SEAL, DRIVEN GEAR	1	
20	51122-87L00	COVER, MOUNT CASE	1	
21	51123-87L00	GASKET, MOUNT CASE COVER	1	
22	01550-0825A	BOLT	5	
23	54120-87L10	MOUNT, UPPER THRUST	1	
24	54122-87L00	SPACER, UPPER THRUST MOUNT	2	
25	54130-87L00	MOUNT, UPPER	2	
26	54166-95J02	BOLT, UPPER MOUNT	2	
27	09159-12014	NUT	2	
28	09160-12110	WASHER (12.5X22X3)	2	
29	54137-87L00-OEP	COVER, UPPER MOUNT (BLACK)	1	
30	09116-10176	BOLT (10X44)	2	
31	09116-10147	BOLT (10X85)	1	
32	54140-87L10	STOPPER, UPPER UNIT	1	
33	09116-08137	BOLT (8X22)	2	

DF90A\_E01\_016

FIG.401F

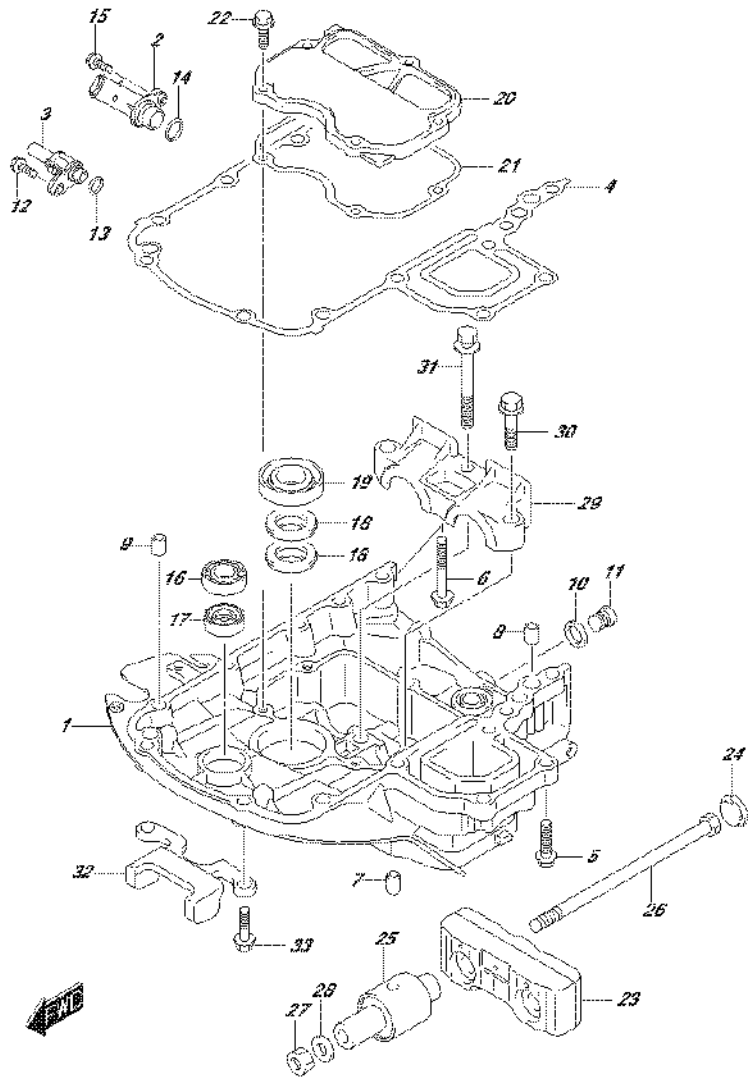
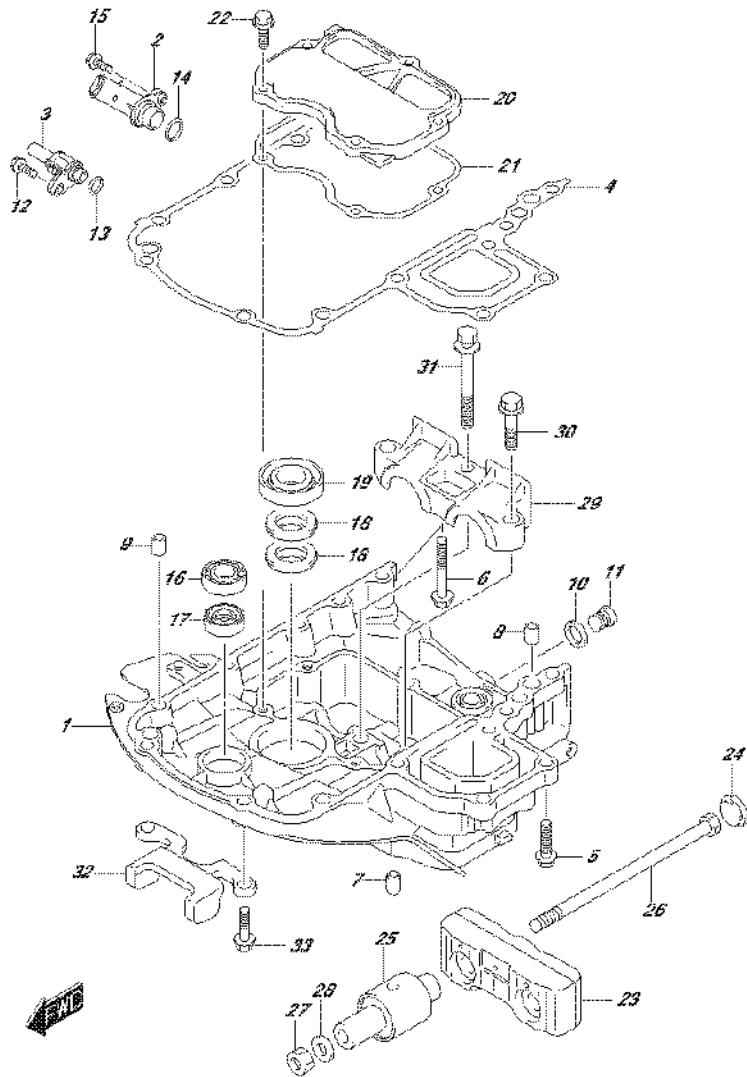


FIG.401F (2-B-14) ENGINE HOLDER (DF80A E40)

REF NO.	PART NO.	DESCRIPTION	Q'TY	REMARKS
1	51111-87L00-OEP	HOLDER, ENGINE (BLACK)	1	
2	51115-87L00	UNION, WATER RETURN	1	
3	51117-87L00	UNION, WATER INDICATOR	1	
4	51211-87L10	GASKET, ENGINE HOLDER	1	
5	09116-08128	BOLT (8X40)	7	
6	09116-08159	BOLT (8X55)	1	
7	09202-08006	PIN (8X12)	2	
8	04211-11129	PIN	2	
9	04211-11129	PIN	1	
10	09160-18031	WASHER (18.5X28X2.6)	1	
11	09248-18010	PLUG (18X15)	1	
12	29116-93J00	BOLT, WATER INDICATOR UNION	1	
13	09280-11001	O RING (D:2.4,ID:10.8)	1	
14	09280-20002	O RING (D:3.1,ID:19.4)	1	
15	01550-06207	BOLT	1	
16	09262-17019	BEARING (17X35X8)	1	
17	09289-18001	OIL SEAL (18X30X8)	1	
18	09282-22007	OIL SEAL (22X36X6)	2	
19	12281-87J00	SEAL, DRIVEN GEAR	1	
20	51122-87L00	COVER, MOUNT CASE	1	
21	51123-87L00	GASKET, MOUNT CASE COVER	1	
22	01550-0825A	BOLT	5	
23	54120-87L10	MOUNT, UPPER THRUST	1	
24	54122-87L00	SPACER, UPPER THRUST MOUNT	2	
25	54130-87L00	MOUNT, UPPER	2	
26	54166-95J02	BOLT, UPPER MOUNT	2	
27	09159-12014	NUT	2	
28	09160-12110	WASHER (12.5X22X3)	2	
29	54137-87L00-OEP	COVER, UPPER MOUNT (BLACK)	1	
30	09116-10176	BOLT (10X44)	2	
31	09116-10147	BOLT (10X85)	1	
32	54140-87L10	STOPPER, UPPER UNIT	1	
33	09116-08137	BOLT (8X22)	2	

FIG.401G



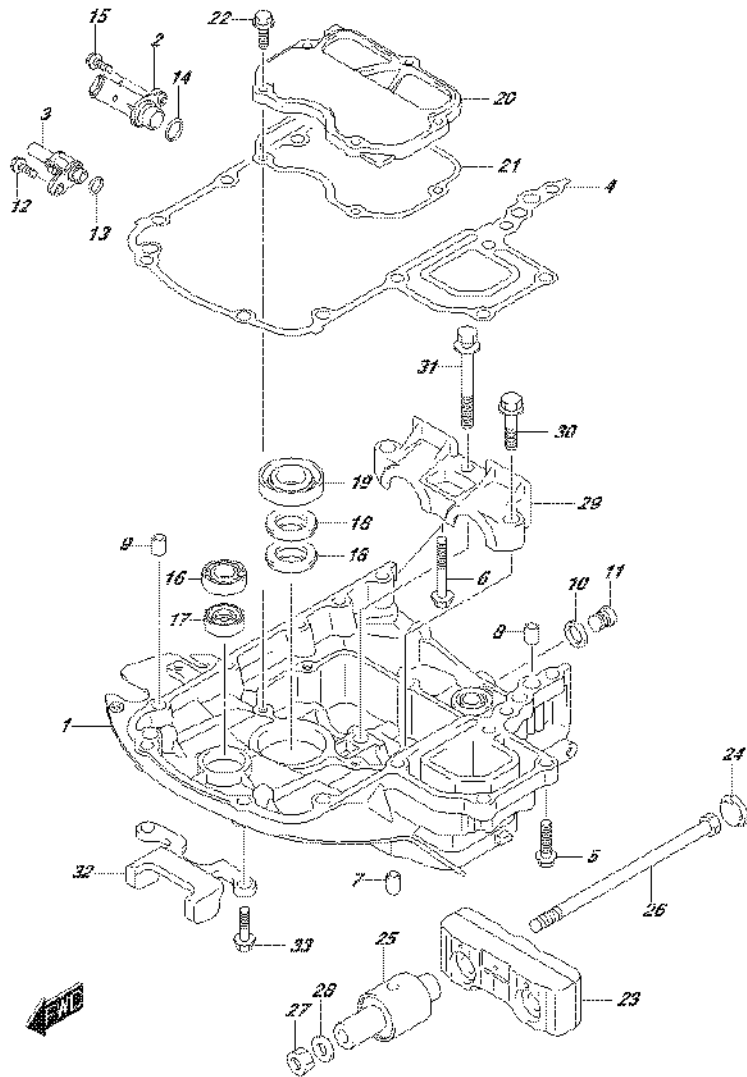
DF90A\_E01\_016\_401G  
ENGINE HOLDER

FIG.401G (2-B-15) ENGINE HOLDER (DF90A E01)

REF NO.	PART NO.	DESCRIPTION	Q'TY	REMARKS
1-1	51111-87L00-OEP	HOLDER, ENGINE (BLACK)	1	
1-2	51111-87L00-Y5S	HOLDER, ENGINE (WHITE)	1	
2	51115-87L00	UNION, WATER RETURN	1	
3	51117-87L00	UNION, WATER INDICATOR	1	
4	51211-87L10	GASKET, ENGINE HOLDER	1	
5	09116-08128	BOLT (8X40)	7	
6	09116-08159	BOLT (8X55)	1	
7	09202-08006	PIN (8X12)	2	
8	04211-11129	PIN	2	
9	04211-11129	PIN	1	
10	09160-18031	WASHER (18.5X28X2.6)	1	
11	09248-18010	PLUG (18X15)	1	
12	29116-93J00	BOLT, WATER INDICATOR UNION	1	
13	09280-11001	O RING (D:2.4,ID:10.8)	1	
14	09280-20002	O RING (D:3.1,ID:19.4)	1	
15	01550-06207	BOLT	1	
16	09262-17019	BEARING (17X35X8)	1	
17	09289-18001	OIL SEAL (18X30X8)	1	
18	09282-22007	OIL SEAL (22X36X6)	2	
19	12281-87J00	SEAL, DRIVEN GEAR	1	
20	51122-87L00	COVER, MOUNT CASE	1	
21	51123-87L00	GASKET, MOUNT CASE COVER	1	
22	01550-0825A	BOLT	5	
23	54120-87L10	MOUNT, UPPER THRUST	1	
24	54122-87L00	SPACER, UPPER THRUST MOUNT	2	
25	54130-87L00	MOUNT, UPPER	2	
26	54166-95J02	BOLT, UPPER MOUNT	2	
27	09159-12014	NUT	2	
28	09160-12110	WASHER (12.5X22X3)	2	
29-1	54137-87L00-OEP	COVER, UPPER MOUNT (BLACK)	1	
29-2	54137-87L00-Y5S	COVER, UPPER MOUNT (WHITE)	1	
30	09116-10176	BOLT (10X44)	2	
31	09116-10147	BOLT (10X85)	1	
32	54140-87L10	STOPPER, UPPER UNIT	1	
33	09116-08137	BOLT (8X22)	2	

DF90A\_E01\_016

FIG.401H



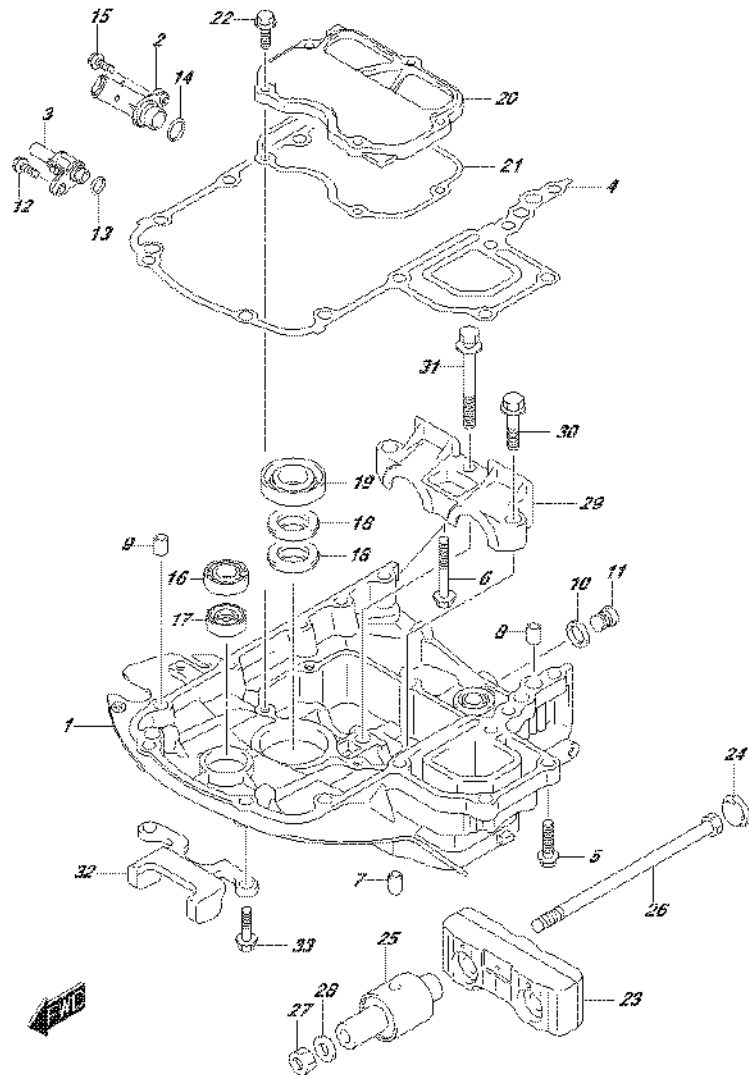
DF90A\_E01\_016\_401H  
ENGINE HOLDER

FIG.401H (2-C-2) ENGINE HOLDER (DF90A E40)

REF NO.	PART NO.	DESCRIPTION	Q'TY	REMARKS
1-1	51111-87L00-OEP	HOLDER, ENGINE (BLACK)	1	
1-2	51111-87L00-Y5S	HOLDER, ENGINE (WHITE)	1	
2	51115-87L00	UNION, WATER RETURN	1	
3	51117-87L00	UNION, WATER INDICATOR	1	
4	51211-87L10	GASKET, ENGINE HOLDER	1	
5	09116-08128	BOLT (8X40)	7	
6	09116-08159	BOLT (8X55)	1	
7	09202-08006	PIN (8X12)	2	
8	04211-11129	PIN	2	
9	04211-11129	PIN	1	
10	09160-18031	WASHER (18.5X28X2.6)	1	
11	09248-18010	PLUG (18X15)	1	
12	29116-93J00	BOLT, WATER INDICATOR UNION	1	
13	09280-11001	O RING (D:2.4,ID:10.8)	1	
14	09280-20002	O RING (D:3.1,ID:19.4)	1	
15	01550-06207	BOLT	1	
16	09262-17019	BEARING (17X35X8)	1	
17	09289-18001	OIL SEAL (18X30X8)	1	
18	09282-22007	OIL SEAL (22X36X6)	2	
19	12281-87J00	SEAL, DRIVEN GEAR	1	
20	51122-87L00	COVER, MOUNT CASE	1	
21	51123-87L00	GASKET, MOUNT CASE COVER	1	
22	01550-0825A	BOLT	5	
23	54120-87L10	MOUNT, UPPER THRUST	1	
24	54122-87L00	SPACER, UPPER THRUST MOUNT	2	
25	54130-87L00	MOUNT, UPPER	2	
26	54166-95J02	BOLT, UPPER MOUNT	2	
27	09159-12014	NUT	2	
28	09160-12110	WASHER (12.5X22X3)	2	
29-1	54137-87L00-OEP	COVER, UPPER MOUNT (BLACK)	1	
29-2	54137-87L00-Y5S	COVER, UPPER MOUNT (WHITE)	1	
30	09116-10176	BOLT (10X44)	2	
31	09116-10147	BOLT (10X85)	1	
32	54140-87L10	STOPPER, UPPER UNIT	1	
33	09116-08137	BOLT (8X22)	2	

DF90A\_E01\_016

FIG.401J



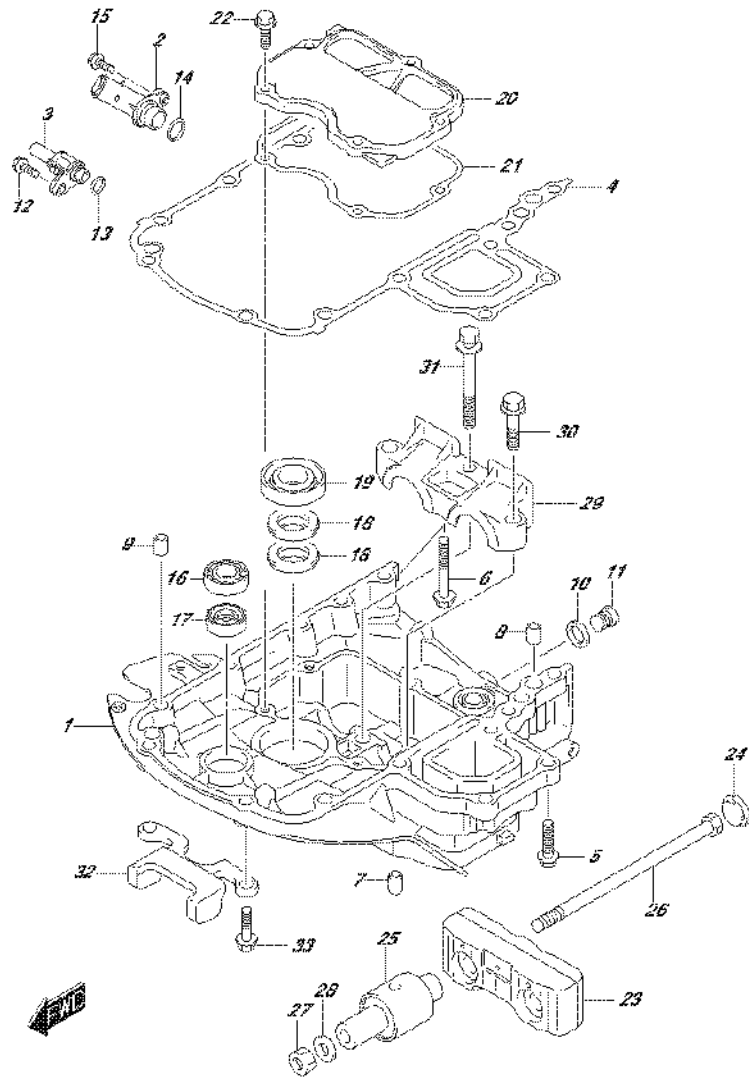
DF90A\_E01\_016\_401J  
ENGINE HOLDER

FIG.401J (2-C-3) ENGINE HOLDER (DF90ATH E01)

REF NO.	PART NO.	DESCRIPTION	Q'TY	REMARKS
1	51111-87L00-0EP	HOLDER, ENGINE (BLACK)	1	
2	51115-87L00	UNION, WATER RETURN	1	
3	51117-87L00	UNION, WATER INDICATOR	1	
4	51211-87L10	GASKET, ENGINE HOLDER	1	
5	09116-08128	BOLT (8X40)	7	
6	09116-08159	BOLT (8X55)	1	
7	09202-08006	PIN (8X12)	2	
8	04211-11129	PIN	2	
9	04211-11129	PIN	1	
10	09160-18031	WASHER (18.5X28X2.6)	1	
11	09248-18010	PLUG (18X15)	1	
12	29116-93J00	BOLT, WATER INDICATOR UNION	1	
13	09280-11001	O RING (D:2.4,ID:10.8)	1	
14	09280-20002	O RING (D:3.1,ID:19.4)	1	
15	01550-06207	BOLT	1	
16	09262-17019	BEARING (17X35X8)	1	
17	09289-18001	OIL SEAL (18X30X8)	1	
18	09282-22007	OIL SEAL (22X36X6)	2	
19	12281-87J00	SEAL, DRIVEN GEAR	1	
20	51122-87L00	COVER, MOUNT CASE	1	
21	51123-87L00	GASKET, MOUNT CASE COVER	1	
22	01550-0825A	BOLT	5	
23	54120-87L10	MOUNT, UPPER THRUST	1	
24	54122-87L00	SPACER, UPPER THRUST MOUNT	2	
25	54130-87L00	MOUNT, UPPER	2	
26	54166-95J02	BOLT, UPPER MOUNT	2	
27	09159-12014	NUT	2	
28	09160-12110	WASHER (12.5X22X3)	2	
29	54137-87L00-0EP	COVER, UPPER MOUNT (BLACK)	1	
30	09116-10176	BOLT (10X44)	2	
31	09116-10147	BOLT (10X85)	1	
32	54140-87L10	STOPPER, UPPER UNIT	1	
33	09116-08137	BOLT (8X22)	2	

DF90A\_E01\_016

FIG.401K



DF90A\_E01\_016\_401K  
ENGINE HOLDER

FIG.401K (2-C-4) ENGINE HOLDER (DF90ATH E40)

REF NO.	PART NO.	DESCRIPTION	Q'TY	REMARKS
1	51111-87L00-OEP	HOLDER, ENGINE (BLACK)	1	
2	51115-87L00	UNION, WATER RETURN	1	
3	51117-87L00	UNION, WATER INDICATOR	1	
4	51211-87L10	GASKET, ENGINE HOLDER	1	
5	09116-08128	BOLT (8X40)	7	
6	09116-08159	BOLT (8X55)	1	
7	09202-08006	PIN (8X12)	2	
8	04211-11129	PIN	2	
9	04211-11129	PIN	1	
10	09160-18031	WASHER (18.5X28X2.6)	1	
11	09248-18010	PLUG (18X15)	1	
12	29116-93J00	BOLT, WATER INDICATOR UNION	1	
13	09280-11001	O RING (D:2.4,ID:10.8)	1	
14	09280-20002	O RING (D:3.1,ID:19.4)	1	
15	01550-06207	BOLT	1	
16	09262-17019	BEARING (17X35X8)	1	
17	09289-18001	OIL SEAL (18X30X8)	1	
18	09282-22007	OIL SEAL (22X36X6)	2	
19	12281-87J00	SEAL, DRIVEN GEAR	1	
20	51122-87L00	COVER, MOUNT CASE	1	
21	51123-87L00	GASKET, MOUNT CASE COVER	1	
22	01550-0825A	BOLT	5	
23	54120-87L10	MOUNT, UPPER THRUST	1	
24	54122-87L00	SPACER, UPPER THRUST MOUNT	2	
25	54130-87L00	MOUNT, UPPER	2	
26	54166-95J02	BOLT, UPPER MOUNT	2	
27	09159-12014	NUT	2	
28	09160-12110	WASHER (12.5X22X3)	2	
29	54137-87L00-OEP	COVER, UPPER MOUNT (BLACK)	1	
30	09116-10176	BOLT (10X44)	2	
31	09116-10147	BOLT (10X85)	1	
32	54140-87L10	STOPPER, UPPER UNIT	1	
33	09116-08137	BOLT (8X22)	2	

DF90A\_E01\_016



FIG.405A

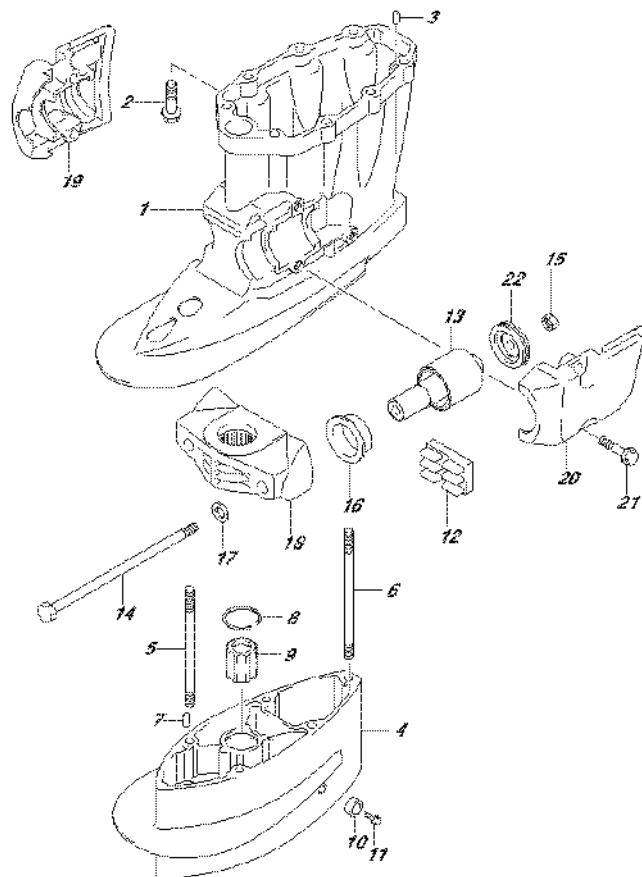


FIG.405A (2-C-5) DRIVE SHAFT HOUSING (DF70A E01)

REF NO.	PART NO.	DESCRIPTION	Q'TY	REMARKS
1-1	52111-87L00-0EP	HOUSING, DRIVE SHAFT (BLACK)	1	
1-2	52111-87L00-Y5S	HOUSING, DRIVE SHAFT (WHITE)	1	
2	09116-10176	BOLT (10X44)	8	
3	09202-08006	PIN (8X12)	2	
4-1	52131-87L00-0EP	CASE, EXTENSION (BLACK)	1	W/TRANSOM(X)
4-2	52131-87L00-Y5S	CASE, EXTENSION (WHITE)	1	W/TRANSOM(X)
5	09108-10115	STUD BOLT	4	W/TRANSOM(X)
6	09108-10157	STUD BOLT	1	W/TRANSOM(X)
7	09202-08006	PIN (8X12)	2	W/TRANSOM(X)
8	09381-40005	CIRCLIP	1	W/TRANSOM(X)
9	57130-87E02	BUSH, DRIVE SHAFT	1	W/TRANSOM(X)
10	55321-87J01	ANODE, PROTECTION	1	W/TRANSOM(X)
11	09103-06281	BOLT (6X14)	1	W/TRANSOM(X)
12	54151-87L00	MOUNT, LOWER THRUST	1	
13	54160-87L10	MOUNT, LOWER	2	
14	54166-95J02	BOLT, LOWER MOUNT	2	
15	09159-12014	NUT	2	
16	54167-87L10	MOUNT, FWD LOWER SIDE	2	
17	54114-90J01	WASHER, LOWER MOUNT BOLT	2	
18-1	54211-90J01-0EP	BRACKET, LOWER MOUNT (BLACK)	1	
18-2	54211-90J01-Y5S	BRACKET, LOWER MOUNT (WHITE)	1	
19-1	54221-87L00-0EP	COVER, LOWER MOUNT STBD (BLACK)	1	
19-2	54221-87L00-Y5S	COVER, LOWER MOUNT STBD (WHITE)	1	
20-1	54231-87L00-0EP	COVER, LOWER MOUNT PORT (BLACK)	1	
20-2	54231-87L00-Y5S	COVER, LOWER MOUNT PORT (WHITE)	1	
21	09116-10176	BOLT (10X44)	4	
22	54180-88L00	DAMPER, FWD STOPPER	2	



FIG.405B

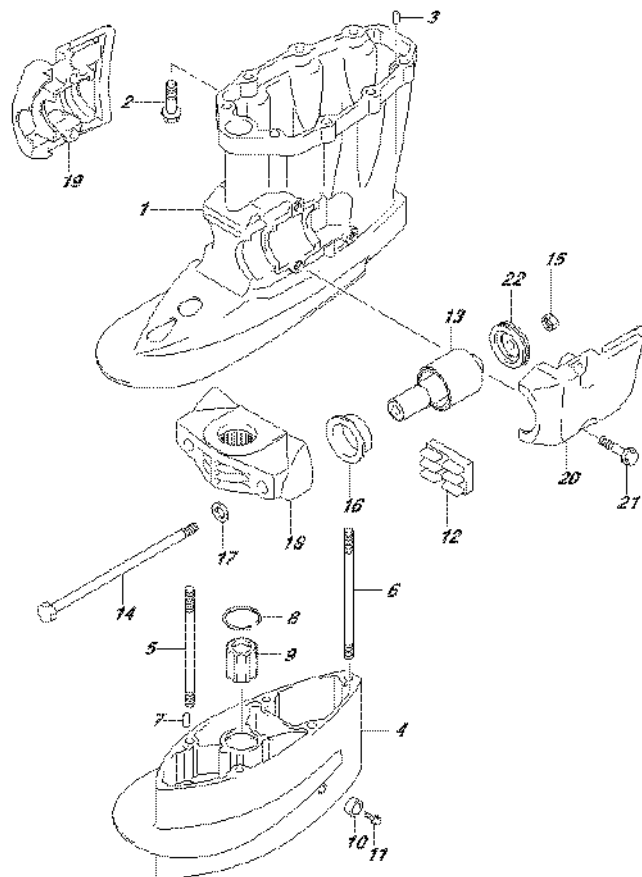


FIG.405B (2-C-6) DRIVE SHAFT HOUSING (DF70A E40)

REF NO.	PART NO.	DESCRIPTION	Q'TY	REMARKS
1-1	52111-87L00-0EP	HOUSING, DRIVE SHAFT (BLACK)	1	
1-2	52111-87L00-Y5S	HOUSING, DRIVE SHAFT (WHITE)	1	
2	09116-10176	BOLT (10X44)	8	
3	09202-08006	PIN (8X12)	2	
4-1	52131-87L00-0EP	CASE, EXTENSION (BLACK)	1	W/TRANSOM(X)
4-2	52131-87L00-Y5S	CASE, EXTENSION (WHITE)	1	W/TRANSOM(X)
5	09108-10115	STUD BOLT	4	W/TRANSOM(X)
6	09108-10157	STUD BOLT	1	W/TRANSOM(X)
7	09202-08006	PIN (8X12)	2	W/TRANSOM(X)
8	09381-40005	CIRCLIP	1	W/TRANSOM(X)
9	57130-87E02	BUSH, DRIVE SHAFT	1	W/TRANSOM(X)
10	55321-87J01	ANODE, PROTECTION	1	W/TRANSOM(X)
11	09103-06281	BOLT (6X14)	1	W/TRANSOM(X)
12	54151-87L00	MOUNT, LOWER THRUST	1	
13	54160-87L10	MOUNT, LOWER	2	
14	54166-95J02	BOLT, LOWER MOUNT	2	
15	09159-12014	NUT	2	
16	54167-87L10	MOUNT, FWD LOWER SIDE	2	
17	54114-90J01	WASHER, LOWER MOUNT BOLT	2	
18-1	54211-90J01-0EP	BRACKET, LOWER MOUNT (BLACK)	1	
18-2	54211-90J01-Y5S	BRACKET, LOWER MOUNT (WHITE)	1	
19-1	54221-87L00-0EP	COVER, LOWER MOUNT STBD (BLACK)	1	
19-2	54221-87L00-Y5S	COVER, LOWER MOUNT STBD (WHITE)	1	
20-1	54231-87L00-0EP	COVER, LOWER MOUNT PORT (BLACK)	1	
20-2	54231-87L00-Y5S	COVER, LOWER MOUNT PORT (WHITE)	1	
21	09116-10176	BOLT (10X44)	4	
22	54180-88L00	DAMPER, FWD STOPPER	2	



FIG.405C

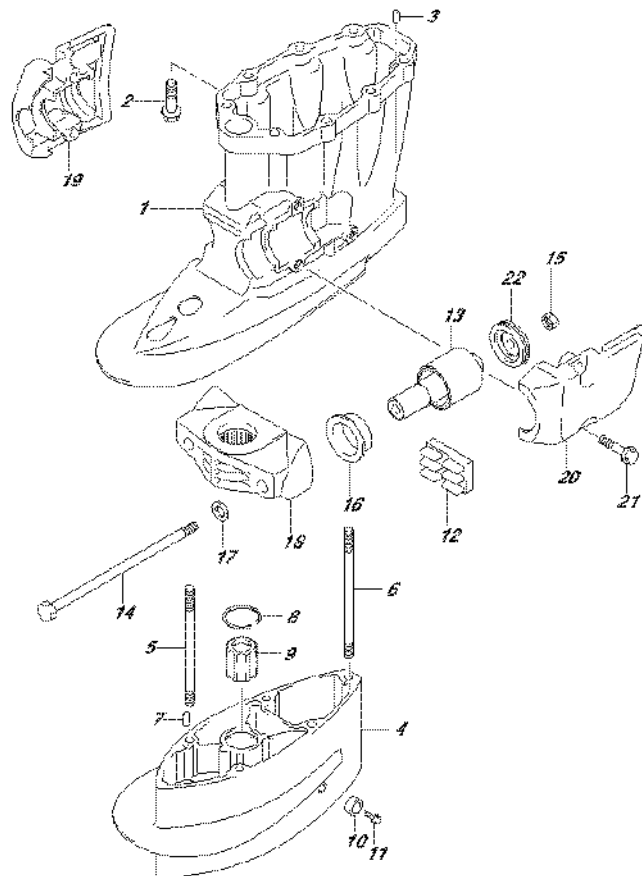


FIG.405C (2-C-7) DRIVE SHAFT HOUSING (DF70ATH E01)

REF NO.	PART NO.	DESCRIPTION	Q'TY	REMARKS
1	52111-87L00-0EP	HOUSING, DRIVE SHAFT (BLACK)	1	
2	09116-10176	BOLT (10X44)	8	
3	09202-08006	PIN (8X12)	2	
4	52131-87L00-0EP	CASE, EXTENSION (BLACK)	1	W/TRANSOM(X)
5	09108-10115	STUD BOLT	4	W/TRANSOM(X)
6	09108-10157	STUD BOLT	1	W/TRANSOM(X)
7	09202-08006	PIN (8X12)	2	W/TRANSOM(X)
8	09381-40005	CIRCLIP	1	W/TRANSOM(X)
9	57130-87E02	BUSH, DRIVE SHAFT	1	W/TRANSOM(X)
10	55321-87J01	ANODE, PROTECTION	1	W/TRANSOM(X)
11	09103-06281	BOLT (6X14)	1	W/TRANSOM(X)
12	54151-87L00	MOUNT, LOWER THRUST	1	
13	54160-87L10	MOUNT, LOWER	2	
14	54166-95J02	BOLT, LOWER MOUNT	2	
15	09159-12014	NUT	2	
16	54167-87L10	MOUNT, FWD LOWER SIDE	2	
17	54114-90J01	WASHER, LOWER MOUNT BOLT	2	
18	54211-90J01-0EP	BRACKET, LOWER MOUNT (BLACK)	1	
19	54221-87L00-0EP	COVER, LOWER MOUNT STBD (BLACK)	1	
20	54231-87L00-0EP	COVER, LOWER MOUNT PORT (BLACK)	1	
21	09116-10176	BOLT (10X44)	4	
22	54180-88L00	DAMPER, FWD STOPPER	2	

FIG.405D

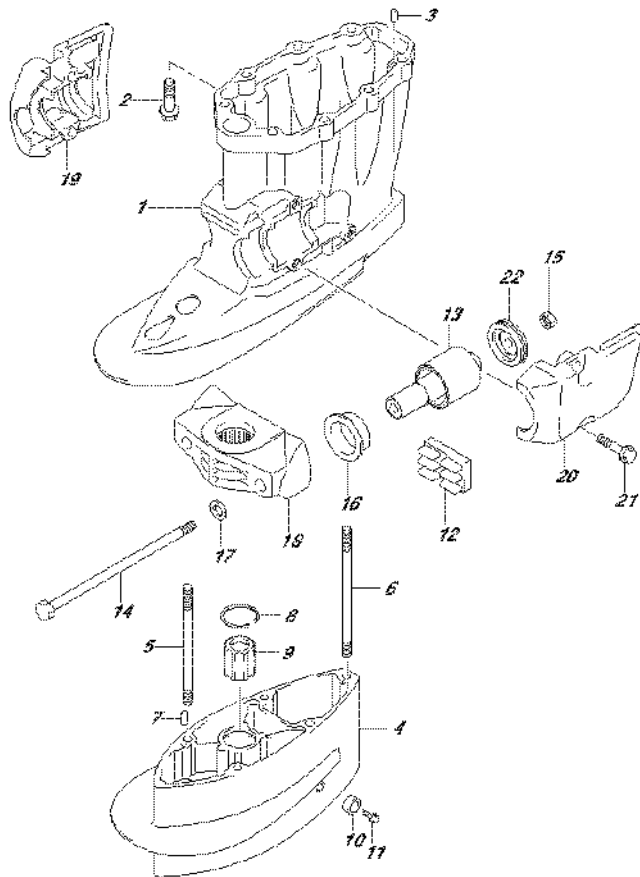


FIG.405D (2-C-8) DRIVE SHAFT HOUSING (DF70ATH E40)

REF NO.	PART NO.	DESCRIPTION	Q'TY	REMARKS
1	52111-87L00-0EP	HOUSING, DRIVE SHAFT (BLACK)	1	
2	09116-10176	BOLT (10X44)	8	
3	09202-08006	PIN (8X12)	2	
4	52131-87L00-0EP	CASE, EXTENSION (BLACK)	1	W/TRANSOM(X)
5	09108-10115	STUD BOLT	4	W/TRANSOM(X)
6	09108-10157	STUD BOLT	1	W/TRANSOM(X)
7	09202-08006	PIN (8X12)	2	W/TRANSOM(X)
8	09381-40005	CIRCLIP	1	W/TRANSOM(X)
9	57130-87E02	BUSH, DRIVE SHAFT	1	W/TRANSOM(X)
10	55321-87J01	ANODE, PROTECTION	1	W/TRANSOM(X)
11	09103-06281	BOLT (6X14)	1	W/TRANSOM(X)
12	54151-87L00	MOUNT, LOWER THRUST	1	
13	54160-87L10	MOUNT, LOWER	2	
14	54166-95J02	BOLT, LOWER MOUNT	2	
15	09159-12014	NUT	2	
16	54167-87L10	MOUNT, FWD LOWER SIDE	2	
17	54114-90J01	WASHER, LOWER MOUNT BOLT	2	
18	54211-90J01-0EP	BRACKET, LOWER MOUNT (BLACK)	1	
19	54221-87L00-0EP	COVER, LOWER MOUNT STBD (BLACK)	1	
20	54231-87L00-0EP	COVER, LOWER MOUNT PORT (BLACK)	1	
21	09116-10176	BOLT (10X44)	4	
22	54180-88L00	DAMPER, FWD STOPPER	2	



FIG.405E

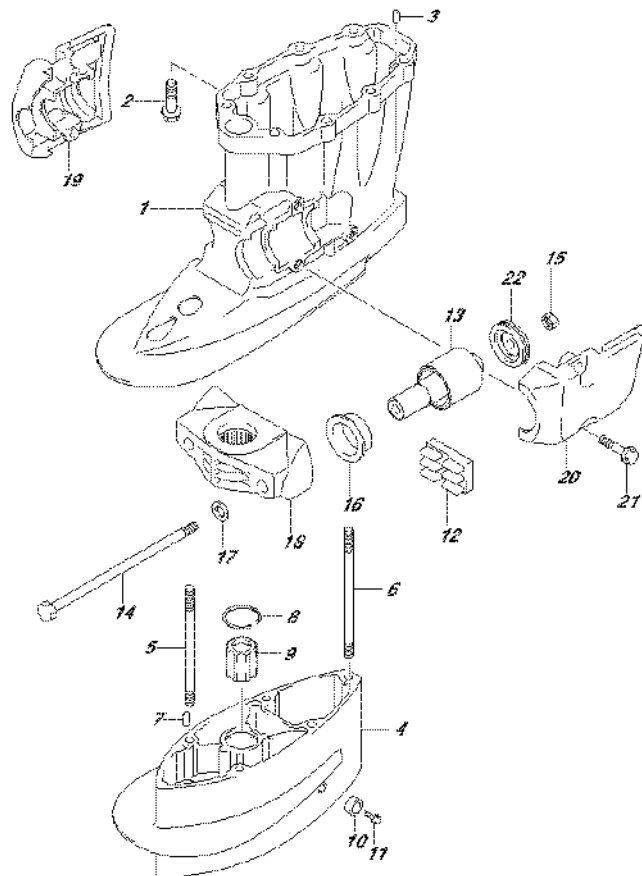


FIG.405E (2-C-9) DRIVE SHAFT HOUSING (DF80A E01)

REF NO.	PART NO.	DESCRIPTION	Q'TY	REMARKS
1	52111-87L00-0EP	HOUSING, DRIVE SHAFT (BLACK)	1	
2	09116-10176	BOLT (10X44)	8	
3	09202-08006	PIN (8X12)	2	
4	52131-87L00-0EP	CASE, EXTENSION (BLACK)	1	W/TRANSOM(X)
5	09108-10115	STUD BOLT	4	W/TRANSOM(X)
6	09108-10157	STUD BOLT	1	W/TRANSOM(X)
7	09202-08006	PIN (8X12)	2	W/TRANSOM(X)
8	09381-40005	CIRCLIP	1	W/TRANSOM(X)
9	57130-87E02	BUSH, DRIVE SHAFT	1	W/TRANSOM(X)
10	55321-87J01	ANODE, PROTECTION	1	W/TRANSOM(X)
11	09103-06281	BOLT (6X14)	1	W/TRANSOM(X)
12	54151-87L00	MOUNT, LOWER THRUST	1	
13	54160-87L10	MOUNT, LOWER	2	
14	54166-95J02	BOLT, LOWER MOUNT	2	
15	09159-12014	NUT	2	
16	54167-87L10	MOUNT, FWD LOWER SIDE	2	
17	54114-90J01	WASHER, LOWER MOUNT BOLT	2	
18	54211-90J01-0EP	BRACKET, LOWER MOUNT (BLACK)	1	
19	54221-87L00-0EP	COVER, LOWER MOUNT STBD (BLACK)	1	
20	54231-87L00-0EP	COVER, LOWER MOUNT PORT (BLACK)	1	
21	09116-10176	BOLT (10X44)	4	
22	54180-88L00	DAMPER, FWD STOPPER	2	

FIG.405F

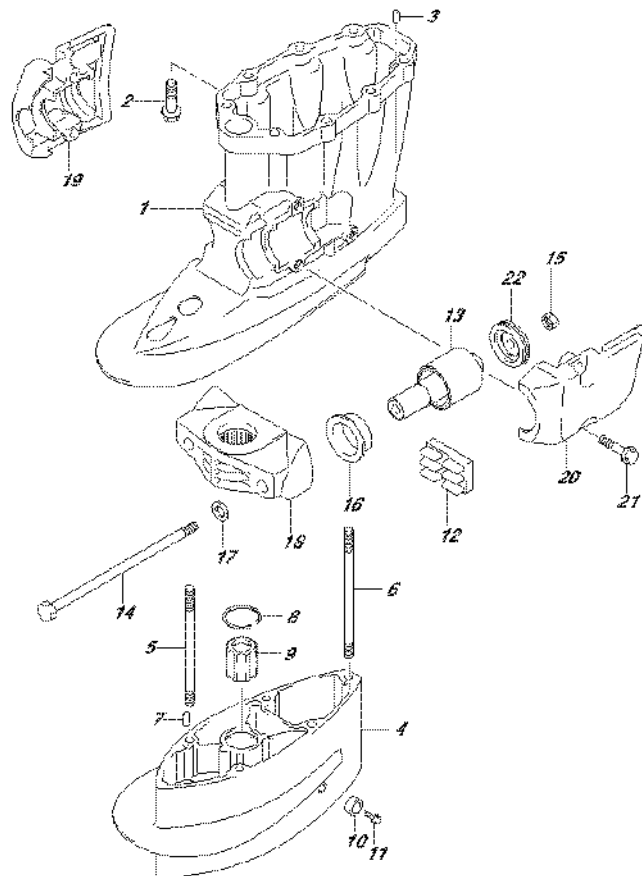


FIG.405F (2-C-10) DRIVE SHAFT HOUSING (DF80A E40)

REF NO.	PART NO.	DESCRIPTION	Q'TY	REMARKS
1	52111-87L00-0EP	HOUSING, DRIVE SHAFT (BLACK)	1	
2	09116-10176	BOLT (10X44)	8	
3	09202-08006	PIN (8X12)	2	
4	52131-87L00-0EP	CASE, EXTENSION (BLACK)	1	W/TRANSOM(X)
5	09108-10115	STUD BOLT	4	W/TRANSOM(X)
6	09108-10157	STUD BOLT	1	W/TRANSOM(X)
7	09202-08006	PIN (8X12)	2	W/TRANSOM(X)
8	09381-40005	CIRCLIP	1	W/TRANSOM(X)
9	57130-87E02	BUSH, DRIVE SHAFT	1	W/TRANSOM(X)
10	55321-87J01	ANODE, PROTECTION	1	W/TRANSOM(X)
11	09103-06281	BOLT (6X14)	1	W/TRANSOM(X)
12	54151-87L00	MOUNT, LOWER THRUST	1	
13	54160-87L10	MOUNT, LOWER	2	
14	54166-95J02	BOLT, LOWER MOUNT	2	
15	09159-12014	NUT	2	
16	54167-87L10	MOUNT, FWD LOWER SIDE	2	
17	54114-90J01	WASHER, LOWER MOUNT BOLT	2	
18	54211-90J01-0EP	BRACKET, LOWER MOUNT (BLACK)	1	
19	54221-87L00-0EP	COVER, LOWER MOUNT STBD (BLACK)	1	
20	54231-87L00-0EP	COVER, LOWER MOUNT PORT (BLACK)	1	
21	09116-10176	BOLT (10X44)	4	
22	54180-88L00	DAMPER, FWD STOPPER	2	

FIG.405G

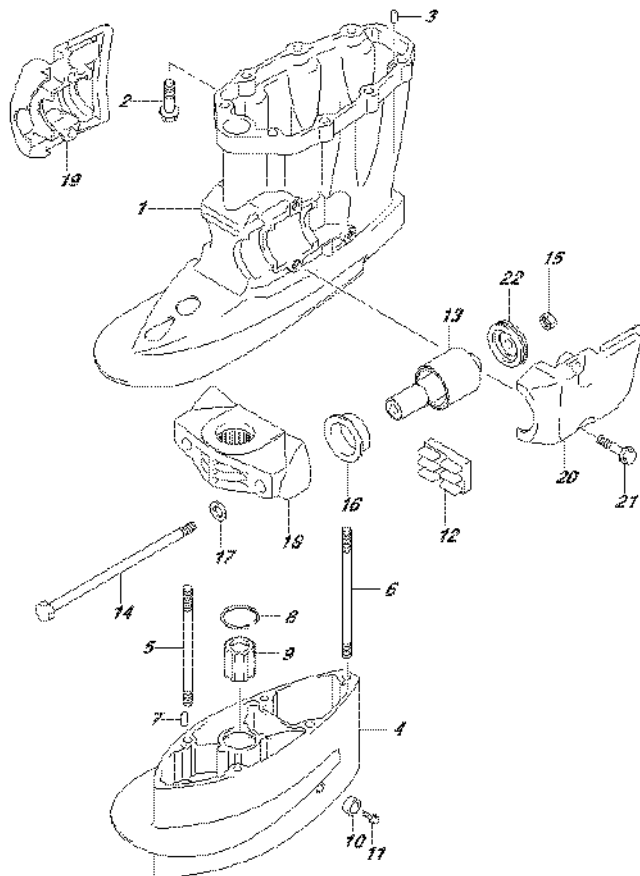


FIG.405G (2-C-11) DRIVE SHAFT HOUSING (DF90A E01)

REF NO.	PART NO.	DESCRIPTION	Q'TY	REMARKS
1-1	52111-87L00-0EP	HOUSING, DRIVE SHAFT (BLACK)	1	
1-2	52111-87L00-Y5S	HOUSING, DRIVE SHAFT (WHITE)	1	
2	09116-10176	BOLT (10X44)	8	
3	09202-08006	PIN (8X12)	2	
4-1	52131-87L00-0EP	CASE, EXTENSION (BLACK)	1	W/TRANSOM(X)
4-2	52131-87L00-Y5S	CASE, EXTENSION (WHITE)	1	W/TRANSOM(X)
5	09108-10115	STUD BOLT	4	W/TRANSOM(X)
6	09108-10157	STUD BOLT	1	W/TRANSOM(X)
7	09202-08006	PIN (8X12)	2	W/TRANSOM(X)
8	09381-40005	CIRCLIP	1	W/TRANSOM(X)
9	57130-87E02	BUSH, DRIVE SHAFT	1	W/TRANSOM(X)
10	55321-87J01	ANODE, PROTECTION	1	W/TRANSOM(X)
11	09103-06281	BOLT (6X14)	1	W/TRANSOM(X)
12	54151-87L00	MOUNT, LOWER THRUST	1	
13	54160-87L10	MOUNT, LOWER	2	
14	54166-95J02	BOLT, LOWER MOUNT	2	
15	09159-12014	NUT	2	
16	54167-87L10	MOUNT, FWD LOWER SIDE	2	
17	54114-90J01	WASHER, LOWER MOUNT BOLT	2	
18-1	54211-90J01-0EP	BRACKET, LOWER MOUNT (BLACK)	1	
18-2	54211-90J01-Y5S	BRACKET, LOWER MOUNT (WHITE)	1	
19-1	54221-87L00-0EP	COVER, LOWER MOUNT STBD (BLACK)	1	
19-2	54221-87L00-Y5S	COVER, LOWER MOUNT STBD (WHITE)	1	
20-1	54231-87L00-0EP	COVER, LOWER MOUNT PORT (BLACK)	1	
20-2	54231-87L00-Y5S	COVER, LOWER MOUNT PORT (WHITE)	1	
21	09116-10176	BOLT (10X44)	4	
22	54180-88L00	DAMPER, FWD STOPPER	2	



FIG.405H

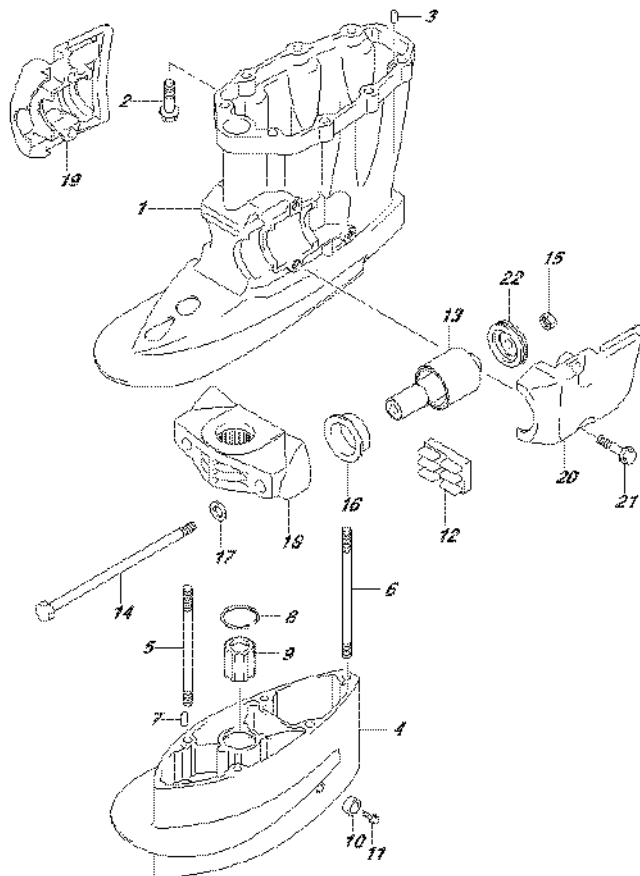


FIG.405H (2-C-12) DRIVE SHAFT HOUSING (DF90A E40)

REF NO.	PART NO.	DESCRIPTION	Q'TY	REMARKS
1-1	52111-87L00-0EP	HOUSING, DRIVE SHAFT (BLACK)	1	
1-2	52111-87L00-Y5S	HOUSING, DRIVE SHAFT (WHITE)	1	
2	09116-10176	BOLT (10X44)	8	
3	09202-08006	PIN (8X12)	2	
4-1	52131-87L00-0EP	CASE, EXTENSION (BLACK)	1	W/TRANSOM(X)
4-2	52131-87L00-Y5S	CASE, EXTENSION (WHITE)	1	W/TRANSOM(X)
5	09108-10115	STUD BOLT	4	W/TRANSOM(X)
6	09108-10157	STUD BOLT	1	W/TRANSOM(X)
7	09202-08006	PIN (8X12)	2	W/TRANSOM(X)
8	09381-40005	CIRCLIP	1	W/TRANSOM(X)
9	57130-87E02	BUSH, DRIVE SHAFT	1	W/TRANSOM(X)
10	55321-87J01	ANODE, PROTECTION	1	W/TRANSOM(X)
11	09103-06281	BOLT (6X14)	1	W/TRANSOM(X)
12	54151-87L00	MOUNT, LOWER THRUST	1	
13	54160-87L10	MOUNT, LOWER	2	
14	54166-95J02	BOLT, LOWER MOUNT	2	
15	09159-12014	NUT	2	
16	54167-87L10	MOUNT, FWD LOWER SIDE	2	
17	54114-90J01	WASHER, LOWER MOUNT BOLT	2	
18-1	54211-90J01-0EP	BRACKET, LOWER MOUNT (BLACK)	1	
18-2	54211-90J01-Y5S	BRACKET, LOWER MOUNT (WHITE)	1	
19-1	54221-87L00-0EP	COVER, LOWER MOUNT STBD (BLACK)	1	
19-2	54221-87L00-Y5S	COVER, LOWER MOUNT STBD (WHITE)	1	
20-1	54231-87L00-0EP	COVER, LOWER MOUNT PORT (BLACK)	1	
20-2	54231-87L00-Y5S	COVER, LOWER MOUNT PORT (WHITE)	1	
21	09116-10176	BOLT (10X44)	4	
22	54180-88L00	DAMPER, FWD STOPPER	2	





FIG.405J

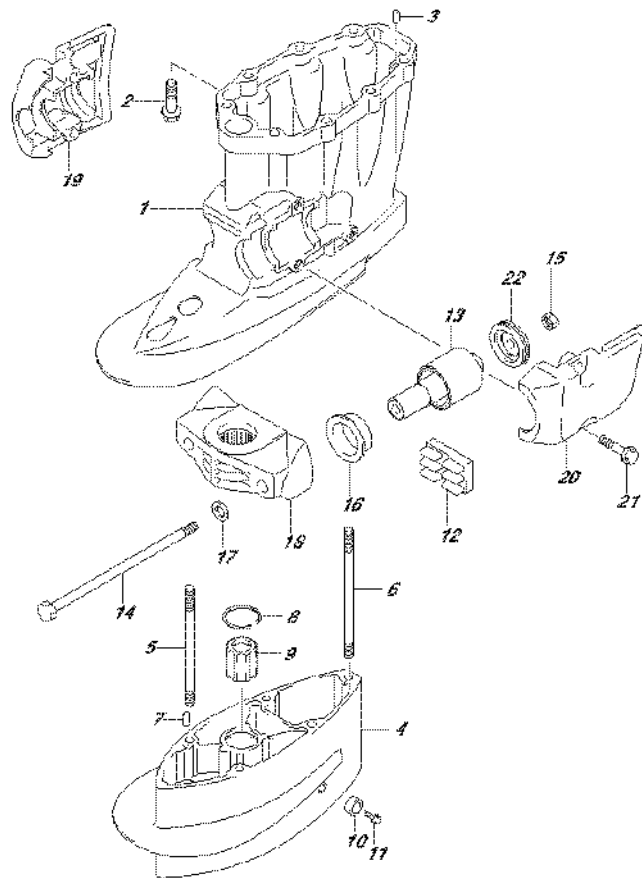


FIG.405J (2-C-13) DRIVE SHAFT HOUSING (DF90ATH E01)

REF NO.	PART NO.	DESCRIPTION	Q'TY	REMARKS
1	52111-87L00-0EP	HOUSING, DRIVE SHAFT (BLACK)	1	
2	09116-10176	BOLT (10X44)	8	
3	09202-08006	PIN (8X12)	2	
4	52131-87L00-0EP	CASE, EXTENSION (BLACK)	1	W/TRANSOM(X)
5	09108-10115	STUD BOLT	4	W/TRANSOM(X)
6	09108-10157	STUD BOLT	1	W/TRANSOM(X)
7	09202-08006	PIN (8X12)	2	W/TRANSOM(X)
8	09381-40005	CIRCLIP	1	W/TRANSOM(X)
9	57130-87E02	BUSH, DRIVE SHAFT	1	W/TRANSOM(X)
10	55321-87J01	ANODE, PROTECTION	1	W/TRANSOM(X)
11	09103-06281	BOLT (6X14)	1	W/TRANSOM(X)
12	54151-87L00	MOUNT, LOWER THRUST	1	
13	54160-87L10	MOUNT, LOWER	2	
14	54166-95J02	BOLT, LOWER MOUNT	2	
15	09159-12014	NUT	2	
16	54167-87L10	MOUNT, FWD LOWER SIDE	2	
17	54114-90J01	WASHER, LOWER MOUNT BOLT	2	
18	54211-90J01-0EP	BRACKET, LOWER MOUNT (BLACK)	1	
19	54221-87L00-0EP	COVER, LOWER MOUNT STBD (BLACK)	1	
20	54231-87L00-0EP	COVER, LOWER MOUNT PORT (BLACK)	1	
21	09116-10176	BOLT (10X44)	4	
22	54180-88L00	DAMPER, FWD STOPPER	2	

FIG.405K

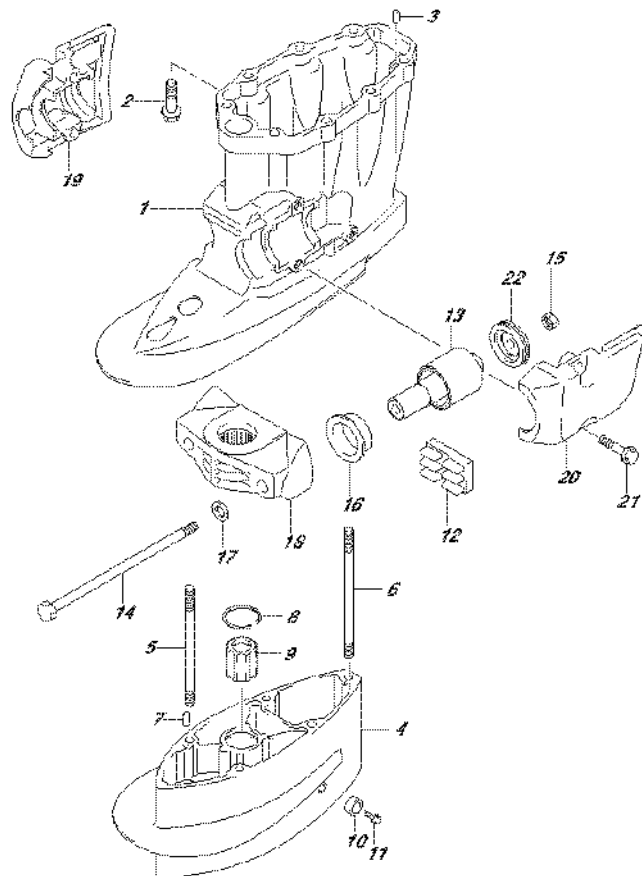


FIG.405K (2-C-14) DRIVE SHAFT HOUSING (DF90ATH E40)

REF NO.	PART NO.	DESCRIPTION	Q'TY	REMARKS
1	52111-87L00-0EP	HOUSING, DRIVE SHAFT (BLACK)	1	
2	09116-10176	BOLT (10X44)	8	
3	09202-08006	PIN (8X12)	2	
4	52131-87L00-0EP	CASE, EXTENSION (BLACK)	1	W/TRANSOM(X)
5	09108-10115	STUD BOLT	4	W/TRANSOM(X)
6	09108-10157	STUD BOLT	1	W/TRANSOM(X)
7	09202-08006	PIN (8X12)	2	W/TRANSOM(X)
8	09381-40005	CIRCLIP	1	W/TRANSOM(X)
9	57130-87E02	BUSH, DRIVE SHAFT	1	W/TRANSOM(X)
10	55321-87J01	ANODE, PROTECTION	1	W/TRANSOM(X)
11	09103-06281	BOLT (6X14)	1	W/TRANSOM(X)
12	54151-87L00	MOUNT, LOWER THRUST	1	
13	54160-87L10	MOUNT, LOWER	2	
14	54166-95J02	BOLT, LOWER MOUNT	2	
15	09159-12014	NUT	2	
16	54167-87L10	MOUNT, FWD LOWER SIDE	2	
17	54114-90J01	WASHER, LOWER MOUNT BOLT	2	
18	54211-90J01-0EP	BRACKET, LOWER MOUNT (BLACK)	1	
19	54221-87L00-0EP	COVER, LOWER MOUNT STBD (BLACK)	1	
20	54231-87L00-0EP	COVER, LOWER MOUNT PORT (BLACK)	1	
21	09116-10176	BOLT (10X44)	4	
22	54180-88L00	DAMPER, FWD STOPPER	2	

FIG.407A

FIG.407A (2-C-15) GEAR CASE (DF70A E01)

REF NO.	PART NO.	DESCRIPTION	Q'TY	REMARKS
1-1	55110-87L31-OEP	CASE, GEAR (BLACK)	1	
1-2	55110-87L31-Y5S	CASE, GEAR (WHITE)	1	
2	09263-26023	.BEARING (26X34X30)	1	
3	09202-08006	PIN (8X12)	2	
4	55125-90J01	TAB, TRIM	1	
5	09116-08137	BOLT (8X22)	1	
6	09248-10008	PLUG (10X7.5)	2	
7	09168-10034	GASKET (9.5X16.5X2)	2	
8-1	55321-87J01	ANODE, PROTECTION	1	
8-2	55321-87J11	ANODE (MAGNESIUM)	1	OPT
9	09103-06281	BOLT (6X14)	1	
10	55333-87L00	PLATE, EXHAUST SEAL	1	
11	52332-87L10	SEAL, EXH TUBE HOUSING	1	
12	55127-87D00	UNION, SPEEDOMETER HOSE	1	
13	09355-40805-00B	HOSE (4X8X2000)	1	L:2000->1500
14	09362-09008	UNION	1	
15	09407-10404	CLAMP (L:100)	2	
16	09116-10137	BOLT (10X70)	1	W/TRANSOM(L)
17	09116-10150	BOLT (10X55)	4	W/TRANSOM(L)
18	29141-93J20	NUT, EXTENSION BOLT	5	W/TRANSOM(X)
19	09160-10141	WASHER (10.5X19X2)	5	W/TRANSOM(X)
20-1	58100-87LA0-019	PROPELLER (3X14X13)	1	
20-2	58100-87LB0-019	PROPELLER (3X13.875X15)	1	
20-3	58100-87LC0-019	PROPELLER (3X13.75X17)	1	
20-4	58100-87LD0-019	PROPELLER (3X13.75X19)	1	
20-5	58100-87LE0-019	PROPELLER (3X13.75X21)	1	
20-6	58100-87LF0-019	PROPELLER (3X13.75X23)	1	
20-7	58100-90JA0-019	PROPELLER (3X14X17)	1	OPT
20-8	58100-90JB0-019	PROPELLER (3X14X19)	1	OPT
20-9	58100-90JC0-019	PROPELLER (3X14X21)	1	OPT
20-10	58100-90JD0-019	PROPELLER (3X14X23)	1	OPT
20-11	58100-90JE0-019	PROPELLER (3X13.5X15)	1	OPT

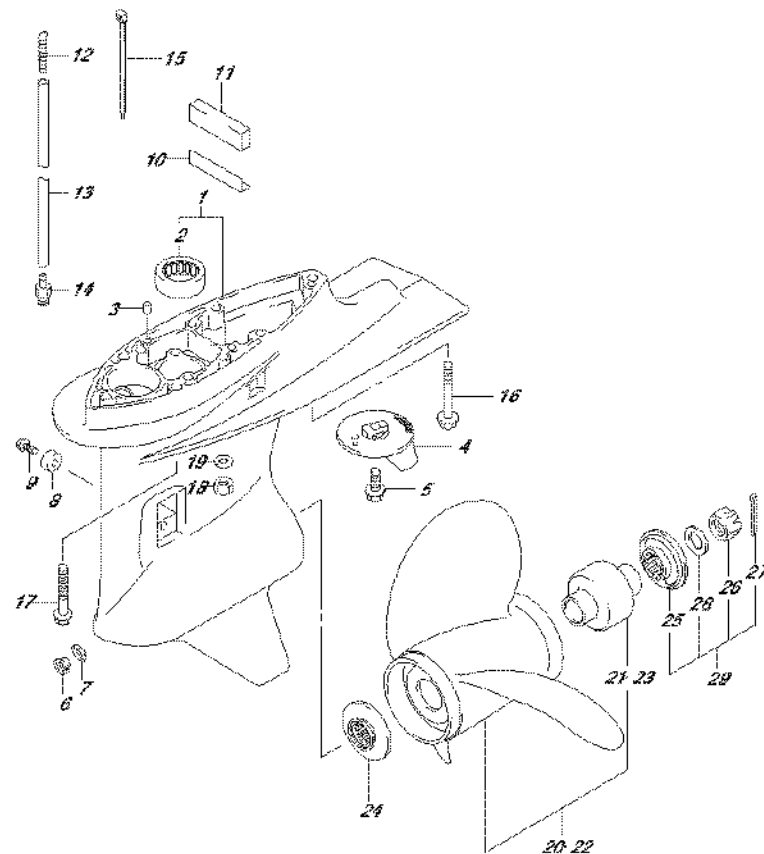


FIG.407A

FIG.407A (2-D-2) GEAR CASE (DF70A E01)

REF NO.	PART NO.	DESCRIPTION	Q'TY	REMARKS
20-12	58200-92J40	PROPELLER (3X13.875X15)	1	OPT SUS
20-13	58200-92J50	PROPELLER (3X13.875X17)	1	OPT SUS
20-14	58200-92J60	PROPELLER (3X13.875X19)	1	OPT SUS
20-15	58200-92J70	PROPELLER (3X13.875X21)	1	OPT SUS
20-16	58200-92J80	PROPELLER (3X13.875X23)	1	OPT SUS
20-17	58200-92J90	PROPELLER (3X13.875X25)	1	OPT SUS
21	58105-90J00	.BUSH	1	
22-1	58200-90J00	PROPELLER (3X14.25X18)	1	OPT SUS
22-2	58200-90J10	PROPELLER (3X14.25X20)	1	OPT SUS
22-3	58200-90J20	PROPELLER (3X14.25X22)	1	OPT SUS
22-4	58200-90J30	PROPELLER (3X14.25X24)	1	OPT SUS
23	58120-90J00	.BUSH	1	OPT
24	57632-87L01	STOPPER, PROPELLER BUSH	1	
25	57633-90J02	SPACER, PROPELLER NUT	1	
26	09141-18005	NUT	1	
27	09204-03003	COTTER PIN (D:3.6,L:25)	1	
28	09160-18028	WASHER (18.5X31X1)	1	
29	57630-90J00	KIT, PROPELLER NUT	1	OPT
30	25700-87L00	SEALING KIT, GEAR CASE	1	OPT NOT ILLUSTRATED

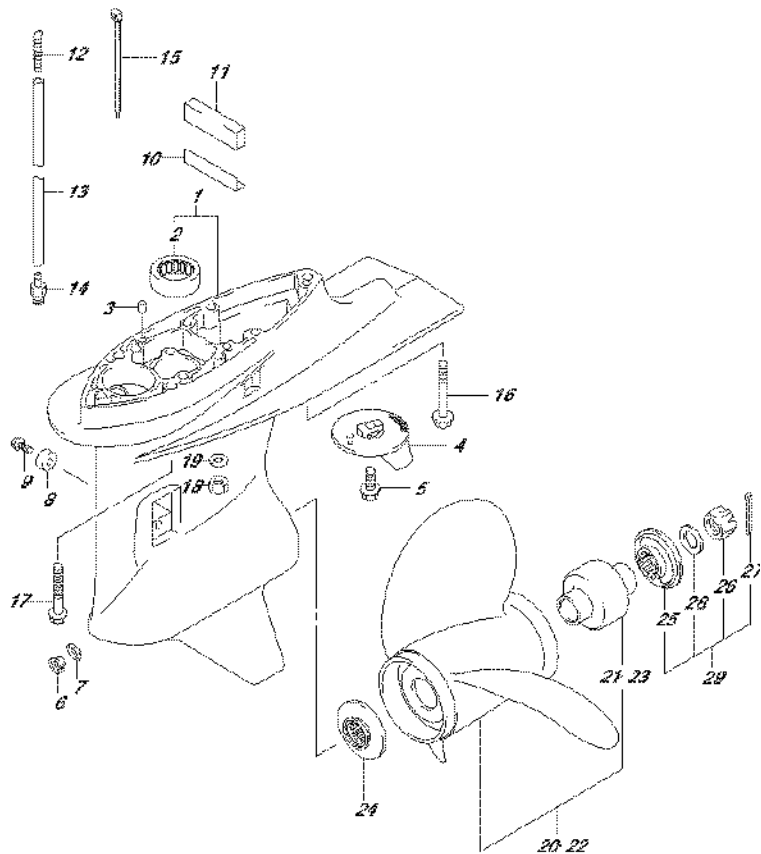


FIG.407B

FIG.407B (2-D-3) GEAR CASE (DF70A E40)

REF NO.	PART NO.	DESCRIPTION	Q'TY	REMARKS
1-1	55110-87L31-OEP	CASE, GEAR (BLACK)	1	
1-2	55110-87L31-Y5S	CASE, GEAR (WHITE)	1	
2	09263-26023	.BEARING (26X34X30)	1	
3	09202-08006	PIN (8X12)	2	
4	55125-90J01	TAB, TRIM	1	
5	09116-08137	BOLT (8X22)	1	
6	09248-10008	PLUG (10X7.5)	2	
7	09168-10034	GASKET (9.5X16.5X2)	2	
8-1	55321-87J01	ANODE, PROTECTION	1	
8-2	55321-87J11	ANODE (MAGNESIUM)	1	OPT
9	09103-06281	BOLT (6X14)	1	
10	55333-87L00	PLATE, EXHAUST SEAL	1	
11	52332-87L10	SEAL, EXH TUBE HOUSING	1	
12	55127-87D00	UNION, SPEEDOMETER HOSE	1	
13	09355-40805-00B	HOSE (4X8X2000)	1	L:2000->1500
14	09362-09008	UNION	1	
15	09407-10404	CLAMP (L:100)	2	
16	09116-10137	BOLT (10X70)	1	W/TRANSOM(L)
17	09116-10150	BOLT (10X55)	4	W/TRANSOM(L)
18	29141-93J20	NUT, EXTENSION BOLT	5	W/TRANSOM(X)
19	09160-10141	WASHER (10.5X19X2)	5	W/TRANSOM(X)
20-1	58100-87LA0-019	PROPELLER (3X14X13)	1	
20-2	58100-87LB0-019	PROPELLER (3X13.875X15)	1	
20-3	58100-87LC0-019	PROPELLER (3X13.75X17)	1	
20-4	58100-87LD0-019	PROPELLER (3X13.75X19)	1	
20-5	58100-87LE0-019	PROPELLER (3X13.75X21)	1	
20-6	58100-87LF0-019	PROPELLER (3X13.75X23)	1	
20-7	58100-90JA0-019	PROPELLER (3X14X17)	1	OPT
20-8	58100-90JB0-019	PROPELLER (3X14X19)	1	OPT
20-9	58100-90JC0-019	PROPELLER (3X14X21)	1	OPT
20-10	58100-90JD0-019	PROPELLER (3X14X23)	1	OPT
20-11	58100-90JE0-019	PROPELLER (3X13.5X15)	1	OPT

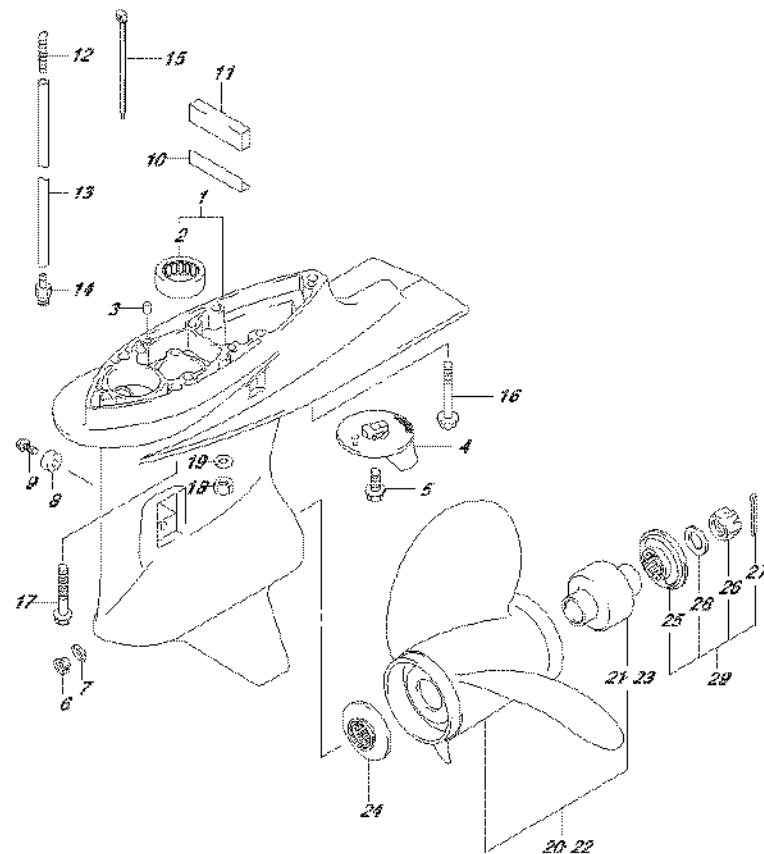


FIG.407B

FIG.407B (2-D-4) GEAR CASE (DF70A E40)

REF NO.	PART NO.	DESCRIPTION	Q'TY	REMARKS
20-12	58200-92J40	PROPELLER (3X13.875X15)	1	OPT SUS
20-13	58200-92J50	PROPELLER (3X13.875X17)	1	OPT SUS
20-14	58200-92J60	PROPELLER (3X13.875X19)	1	OPT SUS
20-15	58200-92J70	PROPELLER (3X13.875X21)	1	OPT SUS
20-16	58200-92J80	PROPELLER (3X13.875X23)	1	OPT SUS
20-17	58200-92J90	PROPELLER (3X13.875X25)	1	OPT SUS
21	58105-90J00	.BUSH	1	
22-1	58200-90J00	PROPELLER (3X14.25X18)	1	OPT SUS
22-2	58200-90J10	PROPELLER (3X14.25X20)	1	OPT SUS
22-3	58200-90J20	PROPELLER (3X14.25X22)	1	OPT SUS
22-4	58200-90J30	PROPELLER (3X14.25X24)	1	OPT SUS
23	58120-90J00	.BUSH	1	OPT
24	57632-87L01	STOPPER, PROPELLER BUSH	1	
25	57633-90J02	SPACER, PROPELLER NUT	1	
26	09141-18005	NUT	1	
27	09204-03003	COTTER PIN (D:3.6,L:25)	1	
28	09160-18028	WASHER (18.5X31X1)	1	
29	57630-90J00	KIT, PROPELLER NUT	1	OPT
30	25700-87L00	SEALING KIT, GEAR CASE	1	OPT NOT ILLUSTRATED

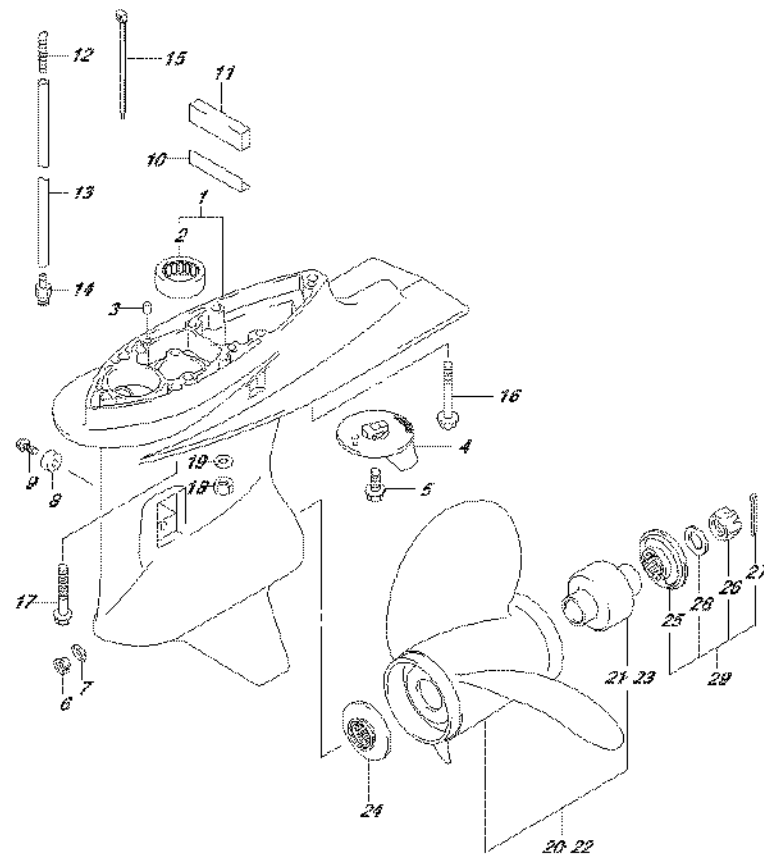


FIG.407C

FIG.407C (2-D-5) GEAR CASE (DF70ATH E01)

REF NO.	PART NO.	DESCRIPTION	Q'TY	REMARKS
1	55110-87L31-OEP	CASE, GEAR (BLACK)	1	
2	09263-26023	.BEARING (26X34X30)	1	
3	09202-08006	PIN (8X12)	2	
4	55125-90J01	TAB, TRIM	1	
5	09116-08137	BOLT (8X22)	1	
6	09248-10008	PLUG (10X7.5)	2	
7	09168-10034	GASKET (9.5X16.5X2)	2	
8-1	55321-87J01	ANODE, PROTECTION	1	
8-2	55321-87J11	ANODE (MAGNESIUM)	1	OPT
9	09103-06281	BOLT (6X14)	1	
10	55333-87L00	PLATE, EXHAUST SEAL	1	
11	52332-87L10	SEAL, EXH TUBE HOUSING	1	
12	55127-87D00	UNION, SPEEDOMETER HOSE	1	
13	09355-40805-00B	HOSE (4X8X2000)	1	L:2000->1500
14	09362-09008	UNION	1	
15	09407-10404	CLAMP (L:100)	2	
16	09116-10137	BOLT (10X70)	1	W/TRANSOM(L)
17	09116-10150	BOLT (10X55)	4	W/TRANSOM(L)
18	29141-93J20	NUT, EXTENSION BOLT	5	W/TRANSOM(X)
19	09160-10141	WASHER (10.5X19X2)	5	W/TRANSOM(X)
20-1	58100-87LA0-019	PROPELLER (3X14X13)	1	
20-2	58100-87LB0-019	PROPELLER (3X13.875X15)	1	
20-3	58100-87LC0-019	PROPELLER (3X13.75X17)	1	
20-4	58100-87LD0-019	PROPELLER (3X13.75X19)	1	
20-5	58100-87LE0-019	PROPELLER (3X13.75X21)	1	
20-6	58100-87LF0-019	PROPELLER (3X13.75X23)	1	
20-7	58100-90JA0-019	PROPELLER (3X14X17)	1	OPT
20-8	58100-90JB0-019	PROPELLER (3X14X19)	1	OPT
20-9	58100-90JC0-019	PROPELLER (3X14X21)	1	OPT
20-10	58100-90JD0-019	PROPELLER (3X14X23)	1	OPT
20-11	58100-90JE0-019	PROPELLER (3X13.5X15)	1	OPT

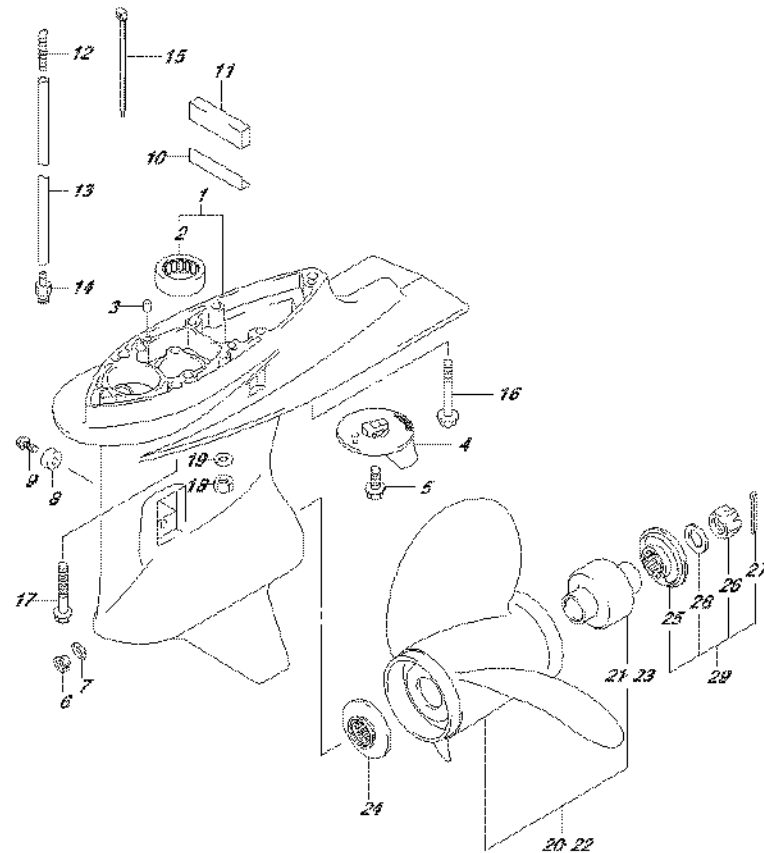


FIG.407C

FIG.407C (2-D-6) GEAR CASE (DF70ATH E01)

REF NO.	PART NO.	DESCRIPTION	Q'TY	REMARKS
20-12	58200-92J40	PROPELLER (3X13.875X15)	1	OPT SUS
20-13	58200-92J50	PROPELLER (3X13.875X17)	1	OPT SUS
20-14	58200-92J60	PROPELLER (3X13.875X19)	1	OPT SUS
20-15	58200-92J70	PROPELLER (3X13.875X21)	1	OPT SUS
20-16	58200-92J80	PROPELLER (3X13.875X23)	1	OPT SUS
20-17	58200-92J90	PROPELLER (3X13.875X25)	1	OPT SUS
21	58105-90J00	.BUSH	1	
22-1	58200-90J00	PROPELLER (3X14.25X18)	1	OPT SUS
22-2	58200-90J10	PROPELLER (3X14.25X20)	1	OPT SUS
22-3	58200-90J20	PROPELLER (3X14.25X22)	1	OPT SUS
22-4	58200-90J30	PROPELLER (3X14.25X24)	1	OPT SUS
23	58120-90J00	.BUSH	1	OPT
24	57632-87L01	STOPPER, PROPELLER BUSH	1	
25	57633-90J02	SPACER, PROPELLER NUT	1	
26	09141-18005	NUT	1	
27	09204-03003	COTTER PIN (D:3.6,L:25)	1	
28	09160-18028	WASHER (18.5X31X1)	1	
29	57630-90J00	KIT, PROPELLER NUT	1	OPT
30	25700-87L00	SEALING KIT, GEAR CASE	1	OPT NOT ILLUSTRATED

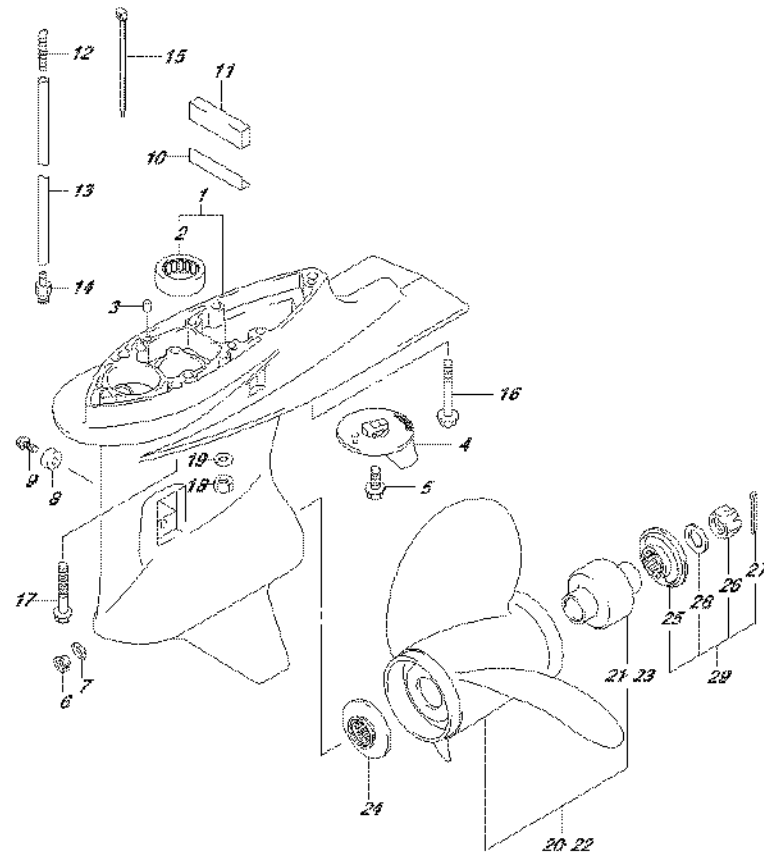




FIG.407D

FIG.407D (2-D-7) GEAR CASE (DF70ATH E40)

REF NO.	PART NO.	DESCRIPTION	Q'TY	REMARKS
1	55110-87L31-OEP	CASE, GEAR (BLACK)	1	
2	09263-26023	.BEARING (26X34X30)	1	
3	09202-08006	PIN (8X12)	2	
4	55125-90J01	TAB, TRIM	1	
5	09116-08137	BOLT (8X22)	1	
6	09248-10008	PLUG (10X7.5)	2	
7	09168-10034	GASKET (9.5X16.5X2)	2	
8-1	55321-87J01	ANODE, PROTECTION	1	
8-2	55321-87J11	ANODE (MAGNESIUM)	1	OPT
9	09103-06281	BOLT (6X14)	1	
10	55333-87L00	PLATE, EXHAUST SEAL	1	
11	52332-87L10	SEAL, EXH TUBE HOUSING	1	
12	55127-87D00	UNION, SPEEDOMETER HOSE	1	
13	09355-40805-00B	HOSE (4X8X2000)	1	L:2000->1500
14	09362-09008	UNION	1	
15	09407-10404	CLAMP (L:100)	2	
16	09116-10137	BOLT (10X70)	1	W/TRANSOM(L)
17	09116-10150	BOLT (10X55)	4	W/TRANSOM(L)
18	29141-93J20	NUT, EXTENSION BOLT	5	W/TRANSOM(X)
19	09160-10141	WASHER (10.5X19X2)	5	W/TRANSOM(X)
20-1	58100-87LA0-019	PROPELLER (3X14X13)	1	
20-2	58100-87LB0-019	PROPELLER (3X13.875X15)	1	
20-3	58100-87LC0-019	PROPELLER (3X13.75X17)	1	
20-4	58100-87LD0-019	PROPELLER (3X13.75X19)	1	
20-5	58100-87LE0-019	PROPELLER (3X13.75X21)	1	
20-6	58100-87LF0-019	PROPELLER (3X13.75X23)	1	
20-7	58100-90JA0-019	PROPELLER (3X14X17)	1	OPT
20-8	58100-90JB0-019	PROPELLER (3X14X19)	1	OPT
20-9	58100-90JC0-019	PROPELLER (3X14X21)	1	OPT
20-10	58100-90JD0-019	PROPELLER (3X14X23)	1	OPT
20-11	58100-90JE0-019	PROPELLER (3X13.5X15)	1	OPT

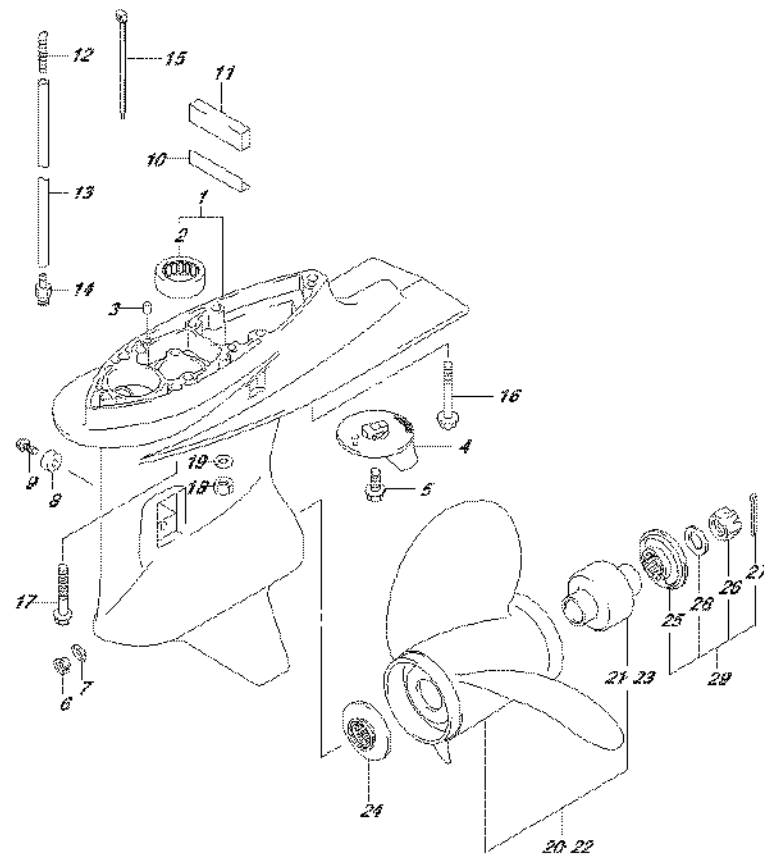


FIG.407D

FIG.407D (2-D-8) GEAR CASE (DF70ATH E40)

REF NO.	PART NO.	DESCRIPTION	Q'TY	REMARKS
20-12	58200-92J40	PROPELLER (3X13.875X15)	1	OPT SUS
20-13	58200-92J50	PROPELLER (3X13.875X17)	1	OPT SUS
20-14	58200-92J60	PROPELLER (3X13.875X19)	1	OPT SUS
20-15	58200-92J70	PROPELLER (3X13.875X21)	1	OPT SUS
20-16	58200-92J80	PROPELLER (3X13.875X23)	1	OPT SUS
20-17	58200-92J90	PROPELLER (3X13.875X25)	1	OPT SUS
21	58105-90J00	.BUSH	1	
22-1	58200-90J00	PROPELLER (3X14.25X18)	1	OPT SUS
22-2	58200-90J10	PROPELLER (3X14.25X20)	1	OPT SUS
22-3	58200-90J20	PROPELLER (3X14.25X22)	1	OPT SUS
22-4	58200-90J30	PROPELLER (3X14.25X24)	1	OPT SUS
23	58120-90J00	.BUSH	1	OPT
24	57632-87L01	STOPPER, PROPELLER BUSH	1	
25	57633-90J02	SPACER, PROPELLER NUT	1	
26	09141-18005	NUT	1	
27	09204-03003	COTTER PIN (D:3.6,L:25)	1	
28	09160-18028	WASHER (18.5X31X1)	1	
29	57630-90J00	KIT, PROPELLER NUT	1	OPT
30	25700-87L00	SEALING KIT, GEAR CASE	1	OPT NOT ILLUSTRATED

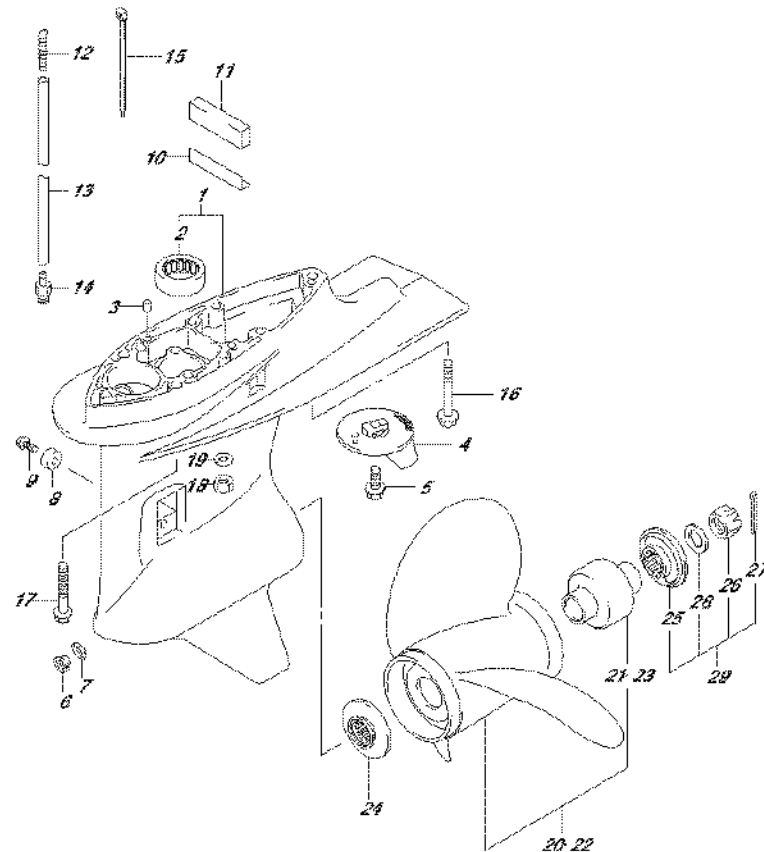


FIG.407E

FIG.407E (2-D-9) GEAR CASE (DF80A E01)

REF NO.	PART NO.	DESCRIPTION	Q'TY	REMARKS
1	55110-87L31-OEP	CASE, GEAR (BLACK)	1	
2	09263-26023	.BEARING (26X34X30)	1	
3	09202-08006	PIN (8X12)	2	
4	55125-90J01	TAB, TRIM	1	
5	09116-08137	BOLT (8X22)	1	
6	09248-10008	PLUG (10X7.5)	2	
7	09168-10034	GASKET (9.5X16.5X2)	2	
8-1	55321-87J01	ANODE, PROTECTION	1	
8-2	55321-87J11	ANODE (MAGNESIUM)	1	OPT
9	09103-06281	BOLT (6X14)	1	
10	55333-87L00	PLATE, EXHAUST SEAL	1	
11	52332-87L10	SEAL, EXH TUBE HOUSING	1	
12	55127-87D00	UNION, SPEEDOMETER HOSE	1	
13	09355-40805-00B	HOSE (4X8X2000)	1	L:2000->1500
14	09362-09008	UNION	1	
15	09407-10404	CLAMP (L:100)	2	
16	09116-10137	BOLT (10X70)	1	W/TRANSOM(L)
17	09116-10150	BOLT (10X55)	4	W/TRANSOM(L)
18	29141-93J20	NUT, EXTENSION BOLT	5	W/TRANSOM(X)
19	09160-10141	WASHER (10.5X19X2)	5	W/TRANSOM(X)
20-1	58100-87LA0-019	PROPELLER (3X14X13)	1	
20-2	58100-87LB0-019	PROPELLER (3X13.875X15)	1	
20-3	58100-87LC0-019	PROPELLER (3X13.75X17)	1	
20-4	58100-87LD0-019	PROPELLER (3X13.75X19)	1	
20-5	58100-87LE0-019	PROPELLER (3X13.75X21)	1	
20-6	58100-87LF0-019	PROPELLER (3X13.75X23)	1	
20-7	58100-90JA0-019	PROPELLER (3X14X17)	1	OPT
20-8	58100-90JB0-019	PROPELLER (3X14X19)	1	OPT
20-9	58100-90JC0-019	PROPELLER (3X14X21)	1	OPT
20-10	58100-90JD0-019	PROPELLER (3X14X23)	1	OPT
20-11	58100-90JE0-019	PROPELLER (3X13.5X15)	1	OPT

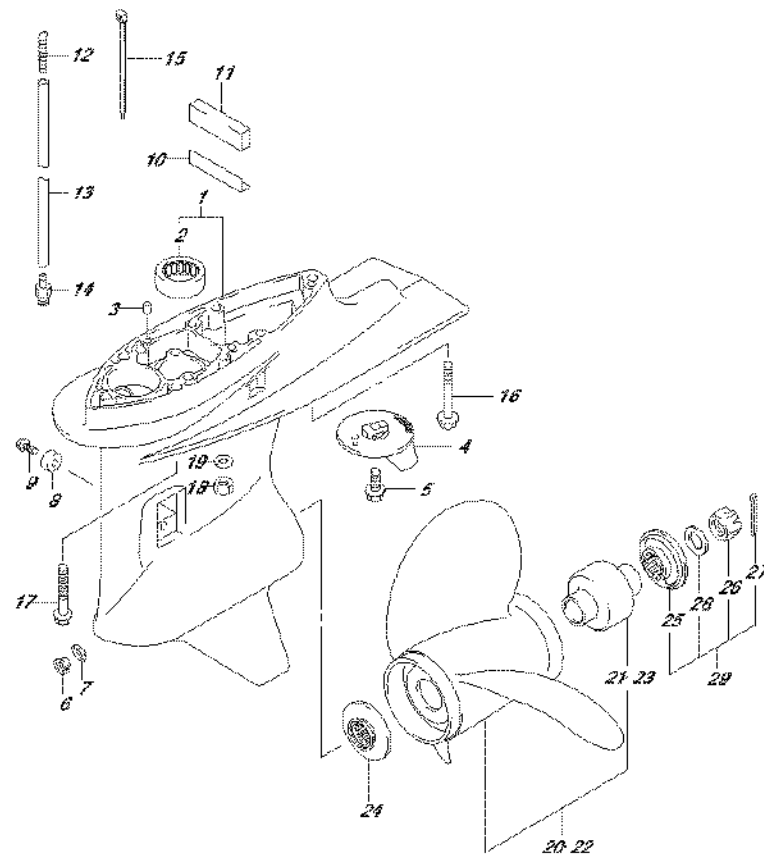


FIG.407E

FIG.407E (2-D-10) GEAR CASE (DF80A E01)

REF NO.	PART NO.	DESCRIPTION	Q'TY	REMARKS
20-12	58200-92J40	PROPELLER (3X13.875X15)	1	OPT SUS
20-13	58200-92J50	PROPELLER (3X13.875X17)	1	OPT SUS
20-14	58200-92J60	PROPELLER (3X13.875X19)	1	OPT SUS
20-15	58200-92J70	PROPELLER (3X13.875X21)	1	OPT SUS
20-16	58200-92J80	PROPELLER (3X13.875X23)	1	OPT SUS
20-17	58200-92J90	PROPELLER (3X13.875X25)	1	OPT SUS
21	58105-90J00	.BUSH	1	
22-1	58200-90J00	PROPELLER (3X14.25X18)	1	OPT SUS
22-2	58200-90J10	PROPELLER (3X14.25X20)	1	OPT SUS
22-3	58200-90J20	PROPELLER (3X14.25X22)	1	OPT SUS
22-4	58200-90J30	PROPELLER (3X14.25X24)	1	OPT SUS
23	58120-90J00	.BUSH	1	OPT
24	57632-87L01	STOPPER, PROPELLER BUSH	1	
25	57633-90J02	SPACER, PROPELLER NUT	1	
26	09141-18005	NUT	1	
27	09204-03003	COTTER PIN (D:3.6,L:25)	1	
28	09160-18028	WASHER (18.5X31X1)	1	
29	57630-90J00	KIT, PROPELLER NUT	1	OPT
30	25700-87L00	SEALING KIT, GEAR CASE	1	OPT NOT ILLUSTRATED

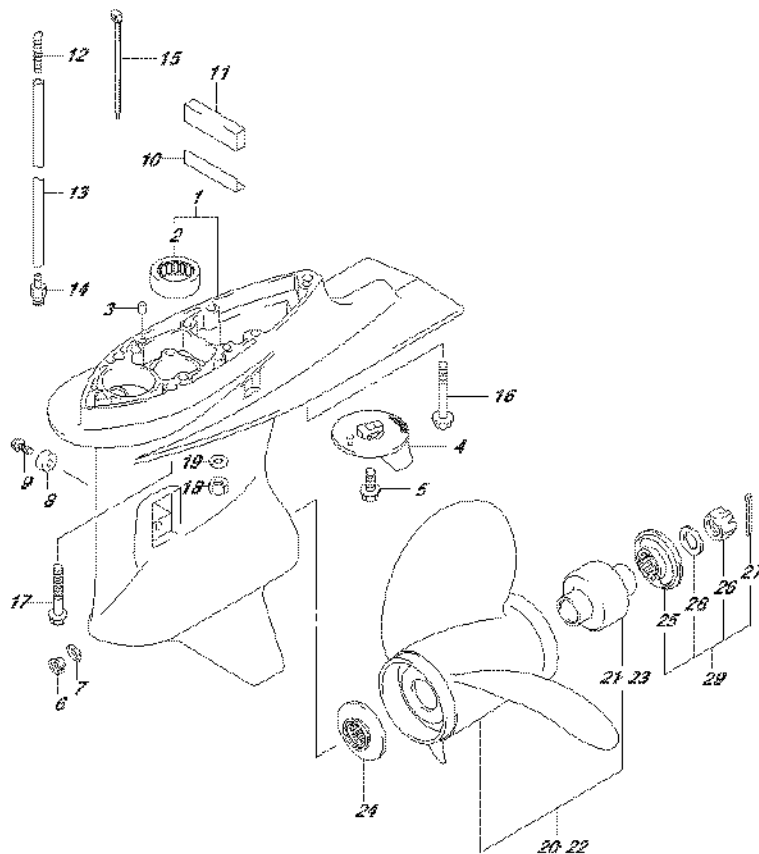


FIG.407F

FIG.407F (2-D-11) GEAR CASE (DF80A E40)

REF NO.	PART NO.	DESCRIPTION	Q'TY	REMARKS
1	55110-87L31-OEP	CASE, GEAR (BLACK)	1	
2	09263-26023	.BEARING (26X34X30)	1	
3	09202-08006	PIN (8X12)	2	
4	55125-90J01	TAB, TRIM	1	
5	09116-08137	BOLT (8X22)	1	
6	09248-10008	PLUG (10X7.5)	2	
7	09168-10034	GASKET (9.5X16.5X2)	2	
8-1	55321-87J01	ANODE, PROTECTION	1	
8-2	55321-87J11	ANODE (MAGNESIUM)	1	OPT
9	09103-06281	BOLT (6X14)	1	
10	55333-87L00	PLATE, EXHAUST SEAL	1	
11	52332-87L10	SEAL, EXH TUBE HOUSING	1	
12	55127-87D00	UNION, SPEEDOMETER HOSE	1	
13	09355-40805-00B	HOSE (4X8X2000)	1	L:2000->1500
14	09362-09008	UNION	1	
15	09407-10404	CLAMP (L:100)	2	
16	09116-10137	BOLT (10X70)	1	W/TRANSOM(L)
17	09116-10150	BOLT (10X55)	4	W/TRANSOM(L)
18	29141-93J20	NUT, EXTENSION BOLT	5	W/TRANSOM(X)
19	09160-10141	WASHER (10.5X19X2)	5	W/TRANSOM(X)
20-1	58100-87LA0-019	PROPELLER (3X14X13)	1	
20-2	58100-87LB0-019	PROPELLER (3X13.875X15)	1	
20-3	58100-87LC0-019	PROPELLER (3X13.75X17)	1	
20-4	58100-87LD0-019	PROPELLER (3X13.75X19)	1	
20-5	58100-87LE0-019	PROPELLER (3X13.75X21)	1	
20-6	58100-87LF0-019	PROPELLER (3X13.75X23)	1	
20-7	58100-90JA0-019	PROPELLER (3X14X17)	1	OPT
20-8	58100-90JB0-019	PROPELLER (3X14X19)	1	OPT
20-9	58100-90JC0-019	PROPELLER (3X14X21)	1	OPT
20-10	58100-90JD0-019	PROPELLER (3X14X23)	1	OPT
20-11	58100-90JE0-019	PROPELLER (3X13.5X15)	1	OPT

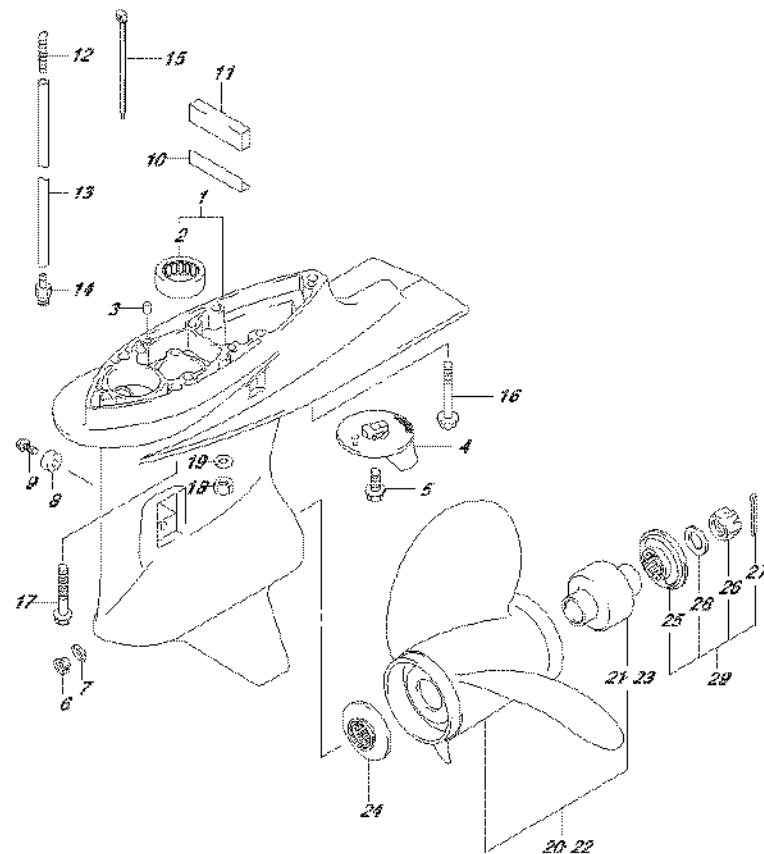


FIG.407F

FIG.407F (2-D-12) GEAR CASE (DF80A E40)

REF NO.	PART NO.	DESCRIPTION	Q'TY	REMARKS
20-12	58200-92J40	PROPELLER (3X13.875X15)	1	OPT SUS
20-13	58200-92J50	PROPELLER (3X13.875X17)	1	OPT SUS
20-14	58200-92J60	PROPELLER (3X13.875X19)	1	OPT SUS
20-15	58200-92J70	PROPELLER (3X13.875X21)	1	OPT SUS
20-16	58200-92J80	PROPELLER (3X13.875X23)	1	OPT SUS
20-17	58200-92J90	PROPELLER (3X13.875X25)	1	OPT SUS
21	58105-90J00	.BUSH	1	
22-1	58200-90J00	PROPELLER (3X14.25X18)	1	OPT SUS
22-2	58200-90J10	PROPELLER (3X14.25X20)	1	OPT SUS
22-3	58200-90J20	PROPELLER (3X14.25X22)	1	OPT SUS
22-4	58200-90J30	PROPELLER (3X14.25X24)	1	OPT SUS
23	58120-90J00	.BUSH	1	OPT
24	57632-87L01	STOPPER, PROPELLER BUSH	1	
25	57633-90J02	SPACER, PROPELLER NUT	1	
26	09141-18005	NUT	1	
27	09204-03003	COTTER PIN (D:3.6,L:25)	1	
28	09160-18028	WASHER (18.5X31X1)	1	
29	57630-90J00	KIT, PROPELLER NUT	1	OPT
30	25700-87L00	SEALING KIT, GEAR CASE	1	OPT NOT ILLUSTRATED

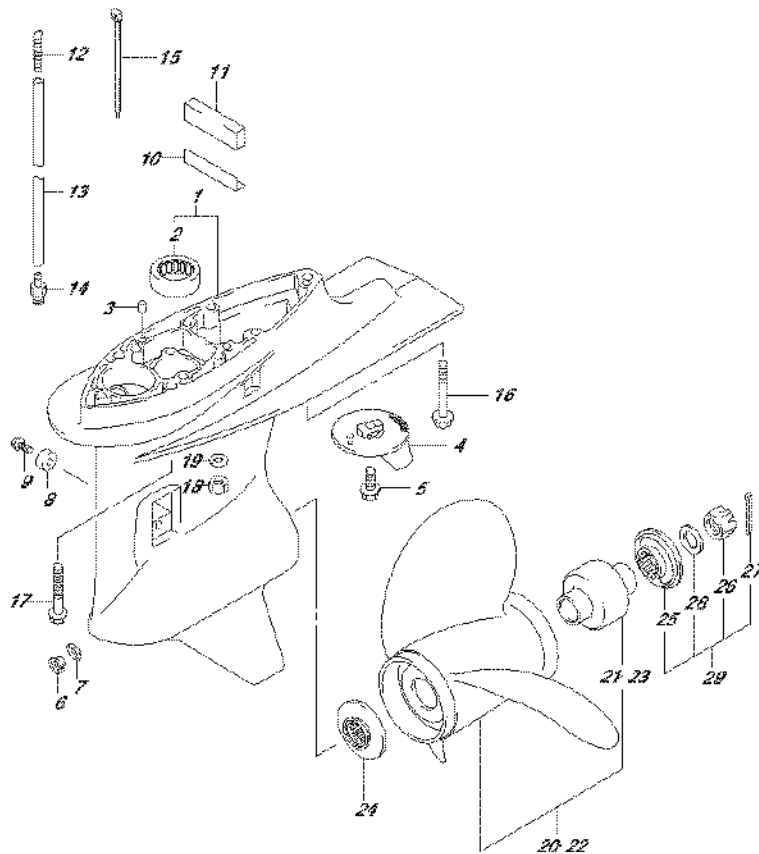


FIG.407G

FIG.407G (2-D-13) GEAR CASE (DF90A E01)

REF NO.	PART NO.	DESCRIPTION	Q'TY	REMARKS
1-1	55110-87L31-OEP	CASE, GEAR (BLACK)	1	
1-2	55110-87L31-Y5S	CASE, GEAR (WHITE)	1	
2	09263-26023	.BEARING (26X34X30)	1	
3	09202-08006	PIN (8X12)	2	
4	55125-90J01	TAB, TRIM	1	
5	09116-08137	BOLT (8X22)	1	
6	09248-10008	PLUG (10X7.5)	2	
7	09168-10034	GASKET (9.5X16.5X2)	2	
8-1	55321-87J01	ANODE, PROTECTION	1	
8-2	55321-87J11	ANODE (MAGNESIUM)	1	OPT
9	09103-06281	BOLT (6X14)	1	
10	55333-87L00	PLATE, EXHAUST SEAL	1	
11	52332-87L10	SEAL, EXH TUBE HOUSING	1	
12	55127-87D00	UNION, SPEEDOMETER HOSE	1	
13	09355-40805-00B	HOSE (4X8X2000)	1	L:2000->1500
14	09362-09008	UNION	1	
15	09407-10404	CLAMP (L:100)	2	
16	09116-10137	BOLT (10X70)	1	W/TRANSOM(L)
17	09116-10150	BOLT (10X55)	4	W/TRANSOM(L)
18	29141-93J20	NUT, EXTENSION BOLT	5	W/TRANSOM(X)
19	09160-10141	WASHER (10.5X19X2)	5	W/TRANSOM(X)
20-1	58100-87LA0-019	PROPELLER (3X14X13)	1	
20-2	58100-87LB0-019	PROPELLER (3X13.875X15)	1	
20-3	58100-87LC0-019	PROPELLER (3X13.75X17)	1	
20-4	58100-87LD0-019	PROPELLER (3X13.75X19)	1	
20-5	58100-87LE0-019	PROPELLER (3X13.75X21)	1	
20-6	58100-87LF0-019	PROPELLER (3X13.75X23)	1	
20-7	58100-90JA0-019	PROPELLER (3X14X17)	1	OPT
20-8	58100-90JB0-019	PROPELLER (3X14X19)	1	OPT
20-9	58100-90JC0-019	PROPELLER (3X14X21)	1	OPT
20-10	58100-90JD0-019	PROPELLER (3X14X23)	1	OPT
20-11	58100-90JE0-019	PROPELLER (3X13.5X15)	1	OPT

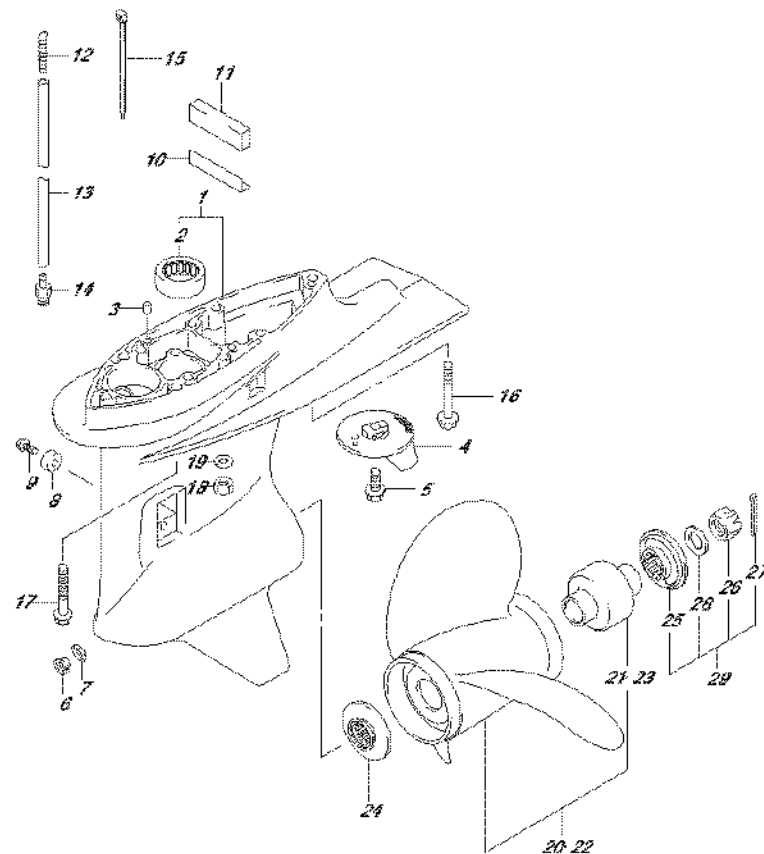


FIG.407G

FIG.407G (2-D-14) GEAR CASE (DF90A E01)

REF NO.	PART NO.	DESCRIPTION	Q'TY	REMARKS
20-12	58200-92J40	PROPELLER (3X13.875X15)	1	OPT SUS
20-13	58200-92J50	PROPELLER (3X13.875X17)	1	OPT SUS
20-14	58200-92J60	PROPELLER (3X13.875X19)	1	OPT SUS
20-15	58200-92J70	PROPELLER (3X13.875X21)	1	OPT SUS
20-16	58200-92J80	PROPELLER (3X13.875X23)	1	OPT SUS
20-17	58200-92J90	PROPELLER (3X13.875X25)	1	OPT SUS
21	58105-90J00	.BUSH	1	
22-1	58200-90J00	PROPELLER (3X14.25X18)	1	OPT SUS
22-2	58200-90J10	PROPELLER (3X14.25X20)	1	OPT SUS
22-3	58200-90J20	PROPELLER (3X14.25X22)	1	OPT SUS
22-4	58200-90J30	PROPELLER (3X14.25X24)	1	OPT SUS
23	58120-90J00	.BUSH	1	OPT
24	57632-87L01	STOPPER, PROPELLER BUSH	1	
25	57633-90J02	SPACER, PROPELLER NUT	1	
26	09141-18005	NUT	1	
27	09204-03003	COTTER PIN (D:3.6,L:25)	1	
28	09160-18028	WASHER (18.5X31X1)	1	
29	57630-90J00	KIT, PROPELLER NUT	1	OPT
30	25700-87L00	SEALING KIT, GEAR CASE	1	OPT NOT ILLUSTRATED

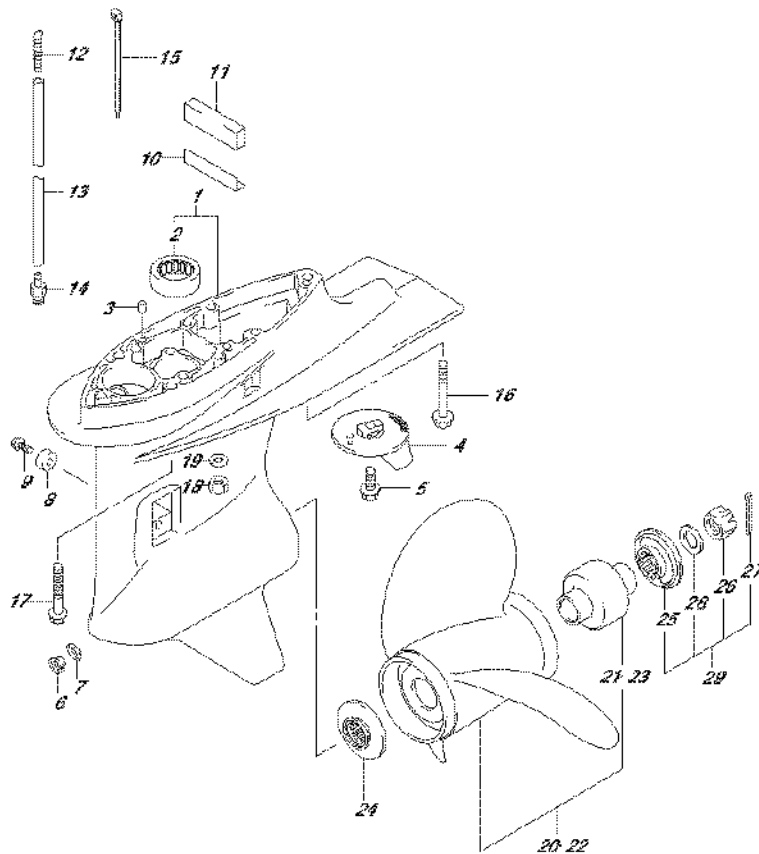




FIG.407H

FIG.407H (2-D-15) GEAR CASE (DF90A E40)

REF NO.	PART NO.	DESCRIPTION	Q'TY	REMARKS
1-1	55110-87L31-OEP	CASE, GEAR (BLACK)	1	
1-2	55110-87L31-Y5S	CASE, GEAR (WHITE)	1	
2	09263-26023	.BEARING (26X34X30)	1	
3	09202-08006	PIN (8X12)	2	
4	55125-90J01	TAB, TRIM	1	
5	09116-08137	BOLT (8X22)	1	
6	09248-10008	PLUG (10X7.5)	2	
7	09168-10034	GASKET (9.5X16.5X2)	2	
8-1	55321-87J01	ANODE, PROTECTION	1	
8-2	55321-87J11	ANODE (MAGNESIUM)	1	OPT
9	09103-06281	BOLT (6X14)	1	
10	55333-87L00	PLATE, EXHAUST SEAL	1	
11	52332-87L10	SEAL, EXH TUBE HOUSING	1	
12	55127-87D00	UNION, SPEEDOMETER HOSE	1	
13	09355-40805-00B	HOSE (4X8X2000)	1	L:2000->1500
14	09362-09008	UNION	1	
15	09407-10404	CLAMP (L:100)	2	
16	09116-10137	BOLT (10X70)	1	W/TRANSOM(L)
17	09116-10150	BOLT (10X55)	4	W/TRANSOM(L)
18	29141-93J20	NUT, EXTENSION BOLT	5	W/TRANSOM(X)
19	09160-10141	WASHER (10.5X19X2)	5	W/TRANSOM(X)
20-1	58100-87LA0-019	PROPELLER (3X14X13)	1	
20-2	58100-87LB0-019	PROPELLER (3X13.875X15)	1	
20-3	58100-87LC0-019	PROPELLER (3X13.75X17)	1	
20-4	58100-87LD0-019	PROPELLER (3X13.75X19)	1	
20-5	58100-87LE0-019	PROPELLER (3X13.75X21)	1	
20-6	58100-87LF0-019	PROPELLER (3X13.75X23)	1	
20-7	58100-90JA0-019	PROPELLER (3X14X17)	1	OPT
20-8	58100-90JB0-019	PROPELLER (3X14X19)	1	OPT
20-9	58100-90JC0-019	PROPELLER (3X14X21)	1	OPT
20-10	58100-90JD0-019	PROPELLER (3X14X23)	1	OPT
20-11	58100-90JE0-019	PROPELLER (3X13.5X15)	1	OPT

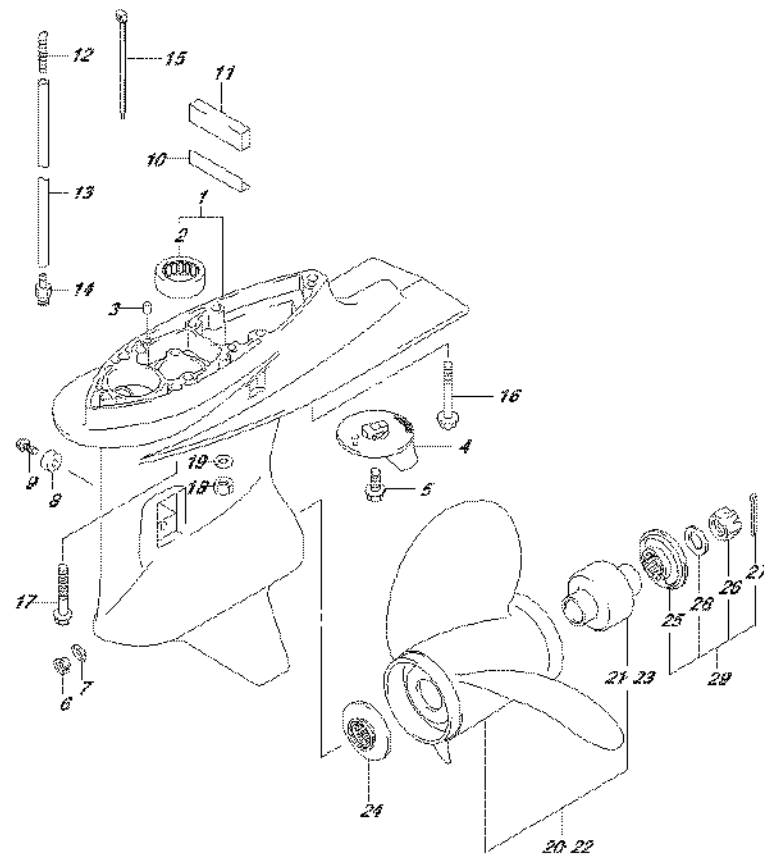


FIG.407H

FIG.407H (2-E-2) GEAR CASE (DF90A E40)

REF NO.	PART NO.	DESCRIPTION	Q'TY	REMARKS
20-12	58200-92J40	PROPELLER (3X13.875X15)	1	OPT SUS
20-13	58200-92J50	PROPELLER (3X13.875X17)	1	OPT SUS
20-14	58200-92J60	PROPELLER (3X13.875X19)	1	OPT SUS
20-15	58200-92J70	PROPELLER (3X13.875X21)	1	OPT SUS
20-16	58200-92J80	PROPELLER (3X13.875X23)	1	OPT SUS
20-17	58200-92J90	PROPELLER (3X13.875X25)	1	OPT SUS
21	58105-90J00	.BUSH	1	
22-1	58200-90J00	PROPELLER (3X14.25X18)	1	OPT SUS
22-2	58200-90J10	PROPELLER (3X14.25X20)	1	OPT SUS
22-3	58200-90J20	PROPELLER (3X14.25X22)	1	OPT SUS
22-4	58200-90J30	PROPELLER (3X14.25X24)	1	OPT SUS
23	58120-90J00	.BUSH	1	OPT
24	57632-87L01	STOPPER, PROPELLER BUSH	1	
25	57633-90J02	SPACER, PROPELLER NUT	1	
26	09141-18005	NUT	1	
27	09204-03003	COTTER PIN (D:3.6,L:25)	1	
28	09160-18028	WASHER (18.5X31X1)	1	
29	57630-90J00	KIT, PROPELLER NUT	1	OPT
30	25700-87L00	SEALING KIT, GEAR CASE	1	OPT NOT ILLUSTRATED

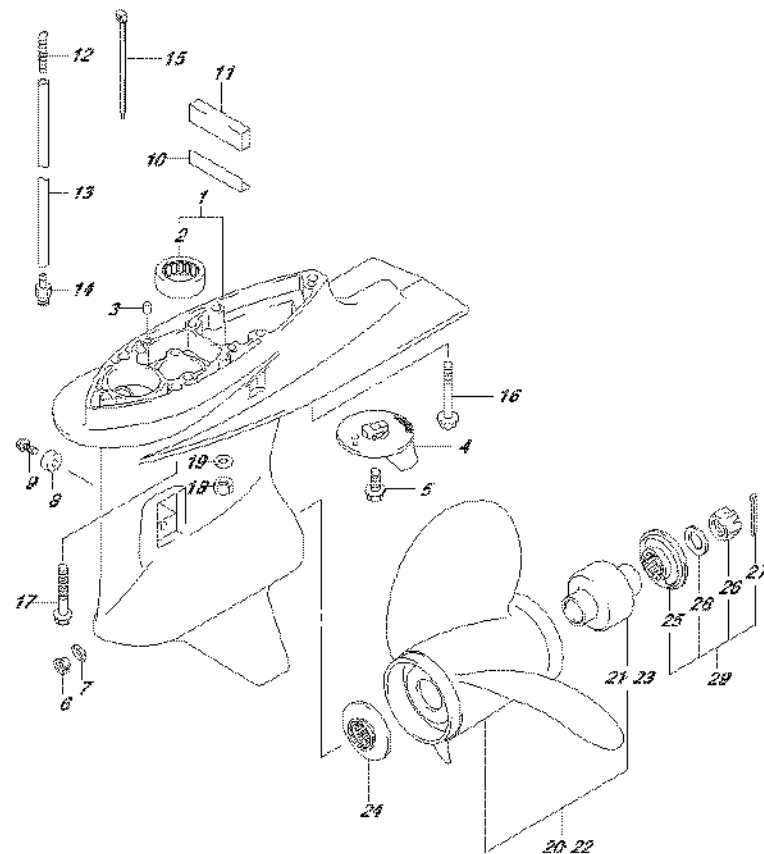


FIG.407J

FIG.407J (2-E-3) GEAR CASE (DF90ATH E01)

REF NO.	PART NO.	DESCRIPTION	Q'TY	REMARKS
1	55110-87L31-OEP	CASE, GEAR (BLACK)	1	
2	09263-26023	.BEARING (26X34X30)	1	
3	09202-08006	PIN (8X12)	2	
4	55125-90J01	TAB, TRIM	1	
5	09116-08137	BOLT (8X22)	1	
6	09248-10008	PLUG (10X7.5)	2	
7	09168-10034	GASKET (9.5X16.5X2)	2	
8-1	55321-87J01	ANODE, PROTECTION	1	
8-2	55321-87J11	ANODE (MAGNESIUM)	1	OPT
9	09103-06281	BOLT (6X14)	1	
10	55333-87L00	PLATE, EXHAUST SEAL	1	
11	52332-87L10	SEAL, EXH TUBE HOUSING	1	
12	55127-87D00	UNION, SPEEDOMETER HOSE	1	
13	09355-40805-00B	HOSE (4X8X2000)	1	L:2000->1500
14	09362-09008	UNION	1	
15	09407-10404	CLAMP (L:100)	2	
16	09116-10137	BOLT (10X70)	1	W/TRANSOM(L)
17	09116-10150	BOLT (10X55)	4	W/TRANSOM(L)
18	29141-93J20	NUT, EXTENSION BOLT	5	W/TRANSOM(X)
19	09160-10141	WASHER (10.5X19X2)	5	W/TRANSOM(X)
20-1	58100-87LA0-019	PROPELLER (3X14X13)	1	
20-2	58100-87LB0-019	PROPELLER (3X13.875X15)	1	
20-3	58100-87LC0-019	PROPELLER (3X13.75X17)	1	
20-4	58100-87LD0-019	PROPELLER (3X13.75X19)	1	
20-5	58100-87LE0-019	PROPELLER (3X13.75X21)	1	
20-6	58100-87LF0-019	PROPELLER (3X13.75X23)	1	
20-7	58100-90JA0-019	PROPELLER (3X14X17)	1	OPT
20-8	58100-90JB0-019	PROPELLER (3X14X19)	1	OPT
20-9	58100-90JC0-019	PROPELLER (3X14X21)	1	OPT
20-10	58100-90JD0-019	PROPELLER (3X14X23)	1	OPT
20-11	58100-90JE0-019	PROPELLER (3X13.5X15)	1	OPT

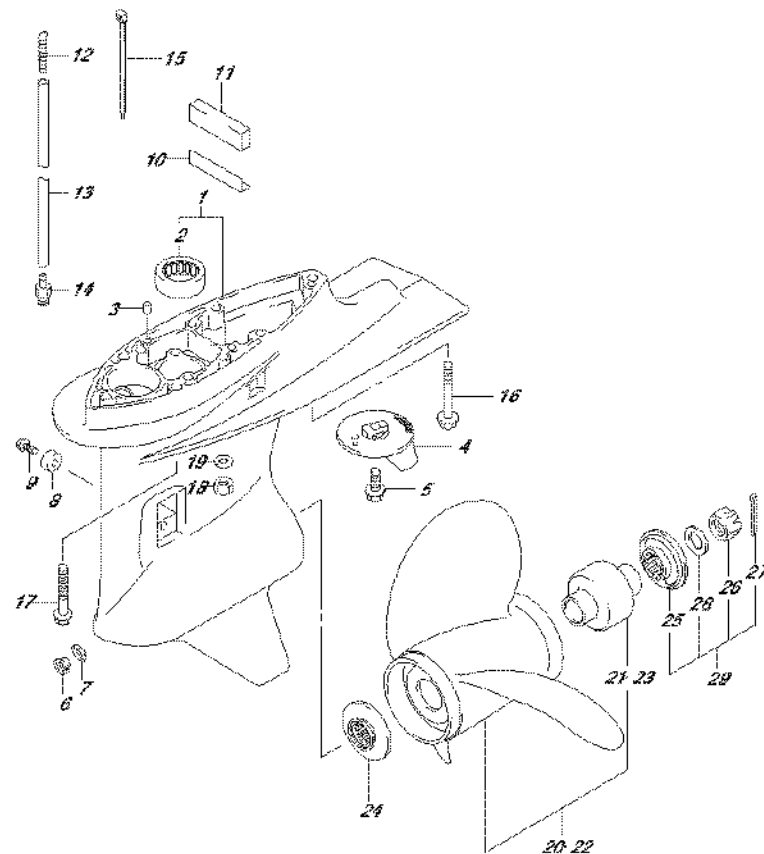


FIG.407J

FIG.407J (2-E-4) GEAR CASE (DF90ATH E01)

REF NO.	PART NO.	DESCRIPTION	Q'TY	REMARKS
20-12	58200-92J40	PROPELLER (3X13.875X15)	1	OPT SUS
20-13	58200-92J50	PROPELLER (3X13.875X17)	1	OPT SUS
20-14	58200-92J60	PROPELLER (3X13.875X19)	1	OPT SUS
20-15	58200-92J70	PROPELLER (3X13.875X21)	1	OPT SUS
20-16	58200-92J80	PROPELLER (3X13.875X23)	1	OPT SUS
20-17	58200-92J90	PROPELLER (3X13.875X25)	1	OPT SUS
21	58105-90J00	.BUSH	1	
22-1	58200-90J00	PROPELLER (3X14.25X18)	1	OPT SUS
22-2	58200-90J10	PROPELLER (3X14.25X20)	1	OPT SUS
22-3	58200-90J20	PROPELLER (3X14.25X22)	1	OPT SUS
22-4	58200-90J30	PROPELLER (3X14.25X24)	1	OPT SUS
23	58120-90J00	.BUSH	1	OPT
24	57632-87L01	STOPPER, PROPELLER BUSH	1	
25	57633-90J02	SPACER, PROPELLER NUT	1	
26	09141-18005	NUT	1	
27	09204-03003	COTTER PIN (D:3.6,L:25)	1	
28	09160-18028	WASHER (18.5X31X1)	1	
29	57630-90J00	KIT, PROPELLER NUT	1	OPT
30	25700-87L00	SEALING KIT, GEAR CASE	1	OPT NOT ILLUSTRATED

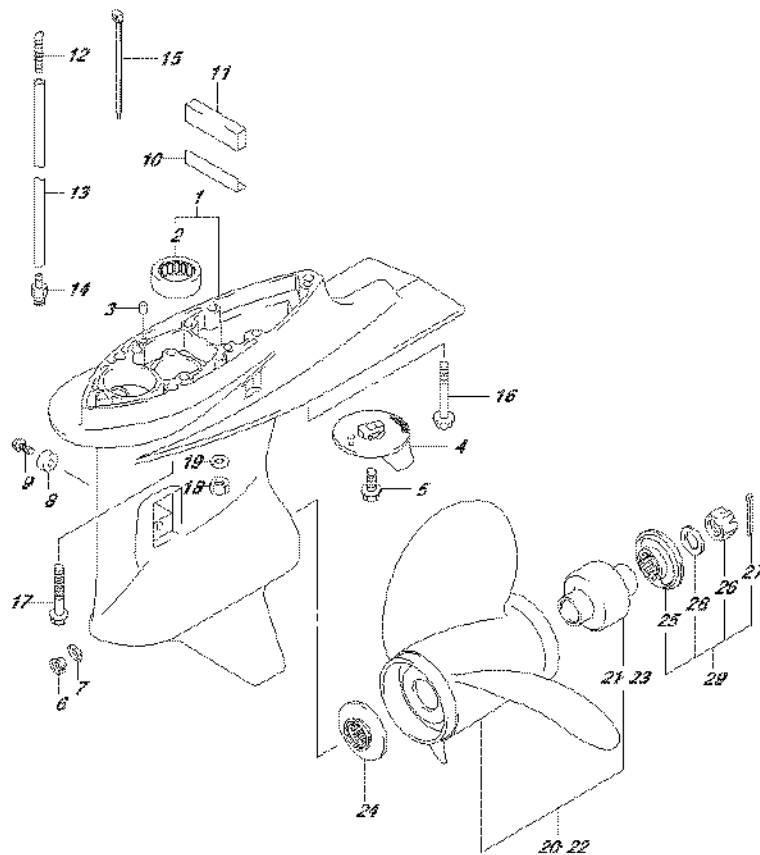


FIG.407K

FIG.407K (2-E-5) GEAR CASE (DF90ATH E40)

REF NO.	PART NO.	DESCRIPTION	Q'TY	REMARKS
1	55110-87L31-OEP	CASE, GEAR (BLACK)	1	
2	09263-26023	.BEARING (26X34X30)	1	
3	09202-08006	PIN (8X12)	2	
4	55125-90J01	TAB, TRIM	1	
5	09116-08137	BOLT (8X22)	1	
6	09248-10008	PLUG (10X7.5)	2	
7	09168-10034	GASKET (9.5X16.5X2)	2	
8-1	55321-87J01	ANODE, PROTECTION	1	
8-2	55321-87J11	ANODE (MAGNESIUM)	1	OPT
9	09103-06281	BOLT (6X14)	1	
10	55333-87L00	PLATE, EXHAUST SEAL	1	
11	52332-87L10	SEAL, EXH TUBE HOUSING	1	
12	55127-87D00	UNION, SPEEDOMETER HOSE	1	
13	09355-40805-00B	HOSE (4X8X2000)	1	L:2000->1500
14	09362-09008	UNION	1	
15	09407-10404	CLAMP (L:100)	2	
16	09116-10137	BOLT (10X70)	1	W/TRANSOM(L)
17	09116-10150	BOLT (10X55)	4	W/TRANSOM(L)
18	29141-93J20	NUT, EXTENSION BOLT	5	W/TRANSOM(X)
19	09160-10141	WASHER (10.5X19X2)	5	W/TRANSOM(X)
20-1	58100-87LA0-019	PROPELLER (3X14X13)	1	
20-2	58100-87LB0-019	PROPELLER (3X13.875X15)	1	
20-3	58100-87LC0-019	PROPELLER (3X13.75X17)	1	
20-4	58100-87LD0-019	PROPELLER (3X13.75X19)	1	
20-5	58100-87LE0-019	PROPELLER (3X13.75X21)	1	
20-6	58100-87LF0-019	PROPELLER (3X13.75X23)	1	
20-7	58100-90JA0-019	PROPELLER (3X14X17)	1	OPT
20-8	58100-90JB0-019	PROPELLER (3X14X19)	1	OPT
20-9	58100-90JC0-019	PROPELLER (3X14X21)	1	OPT
20-10	58100-90JD0-019	PROPELLER (3X14X23)	1	OPT
20-11	58100-90JE0-019	PROPELLER (3X13.5X15)	1	OPT

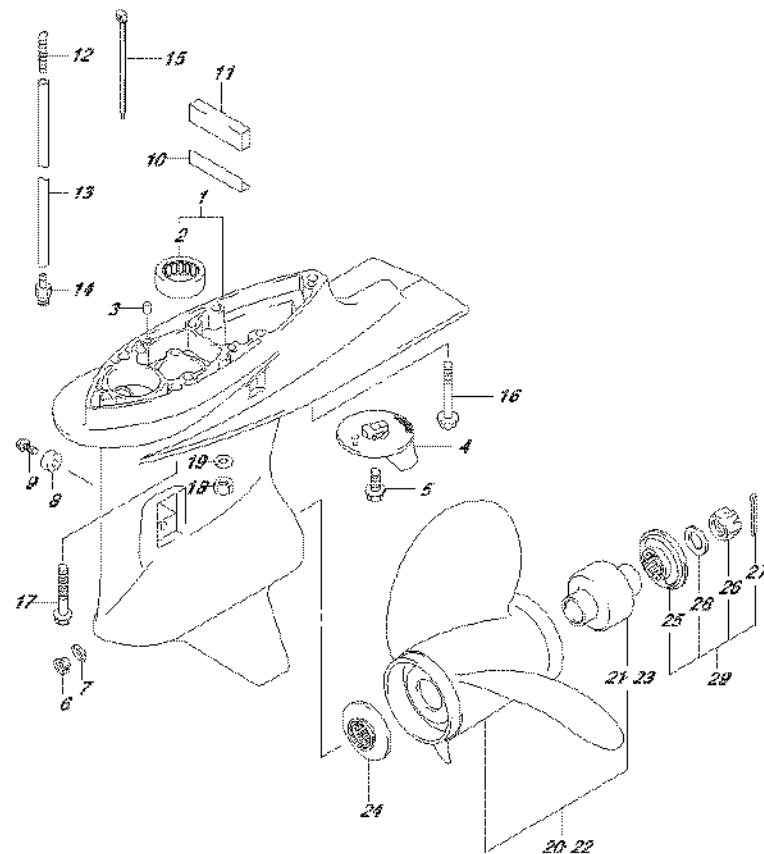


FIG.407K

FIG.407K (2-E-6) GEAR CASE (DF90ATH E40)

REF NO.	PART NO.	DESCRIPTION	Q'TY	REMARKS
20-12	58200-92J40	PROPELLER (3X13.875X15)	1	OPT SUS
20-13	58200-92J50	PROPELLER (3X13.875X17)	1	OPT SUS
20-14	58200-92J60	PROPELLER (3X13.875X19)	1	OPT SUS
20-15	58200-92J70	PROPELLER (3X13.875X21)	1	OPT SUS
20-16	58200-92J80	PROPELLER (3X13.875X23)	1	OPT SUS
20-17	58200-92J90	PROPELLER (3X13.875X25)	1	OPT SUS
21	58105-90J00	.BUSH	1	
22-1	58200-90J00	PROPELLER (3X14.25X18)	1	OPT SUS
22-2	58200-90J10	PROPELLER (3X14.25X20)	1	OPT SUS
22-3	58200-90J20	PROPELLER (3X14.25X22)	1	OPT SUS
22-4	58200-90J30	PROPELLER (3X14.25X24)	1	OPT SUS
23	58120-90J00	.BUSH	1	OPT
24	57632-87L01	STOPPER, PROPELLER BUSH	1	
25	57633-90J02	SPACER, PROPELLER NUT	1	
26	09141-18005	NUT	1	
27	09204-03003	COTTER PIN (D:3.6,L:25)	1	
28	09160-18028	WASHER (18.5X31X1)	1	
29	57630-90J00	KIT, PROPELLER NUT	1	OPT
30	25700-87L00	SEALING KIT, GEAR CASE	1	OPT NOT ILLUSTRATED

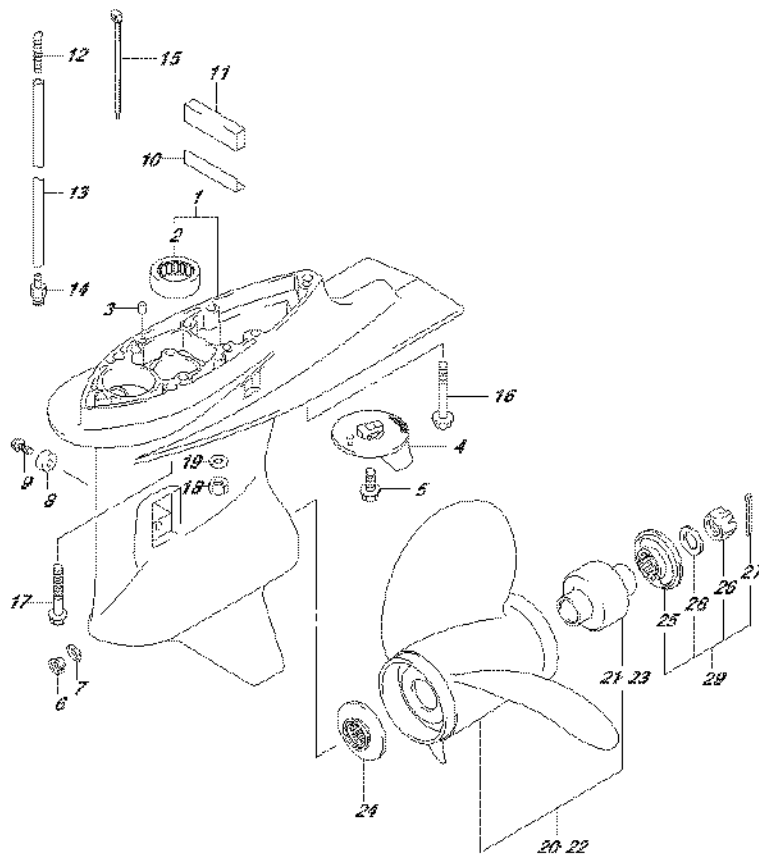


FIG.410A

FIG.410A (2-E-7) SIDE COVER (DF70A E01)

REF NO.	PART NO.	DESCRIPTION	Q'TY	REMARKS
1	61112-99E01	RUBBER, SIDE COVER	1	
2	61134-87L00	SEAL, SIDE COVER	1	
3-1	61811-87L20-0EP	COVER, SIDE STBD (BLACK)	1	
3-2	61811-87L20-Y5S	COVER, SIDE STBD (WHITE)	1	
4-1	61821-87L21-0EP	COVER, SIDE PORT (BLACK)	1	
4-2	61821-87L21-Y5S	COVER, SIDE PORT (WHITE)	1	
5	09136-06148	SCREW (6X35)	8	
6	09136-06149	SCREW (6X55)	2	
7	09136-06161	SCREW (6X17)	3	
8	09321-08022	CUSHION	2	
9	61827-87L00	HOLDER, SIDE COVER	1	
10	01550-08207	BOLT	2	
11-1	61831-87L20-0EP	PANEL, FRONT (BLACK)	1	
11-2	61831-87L20-Y5S	PANEL, FRONT (WHITE)	1	
12	09116-08163	BOLT (8X40)	2	
13	09169-08039	WASHER	2	
14	09320-11013	CUSHION	2	
15	17913-93J00	PLUG, WATER	1	
16	17914-93J00	GASKET, WATER PLUG	1	
17	61632-93J00	SHAFT, ENGINE COVER HOOK	2	
18	61641-87L00	HOOK, ENGINE COVER	2	
19	09116-06127	BOLT (6X12)	2	
20	61633-87L00	LEVER, HOOK REAR	1	
21	61645-87L00	LEVER, HOOK FRONT	1	
22	61673-93J11	LATCH, HOOK LEVER	2	
23	09160-13014	WASHER (13.2X25X1)	2	
24	09164-14008	WASHER	2	
25	09202-04022	PIN	2	
26	09306-13007	BUSH	2	
27	01550-05107	BOLT	2	
28	01550-05167	BOLT	2	
29	61124-87L00	GROMMET, REMOCON CABLE	1	
30	09407-25402	CLAMP (L:250)	1	

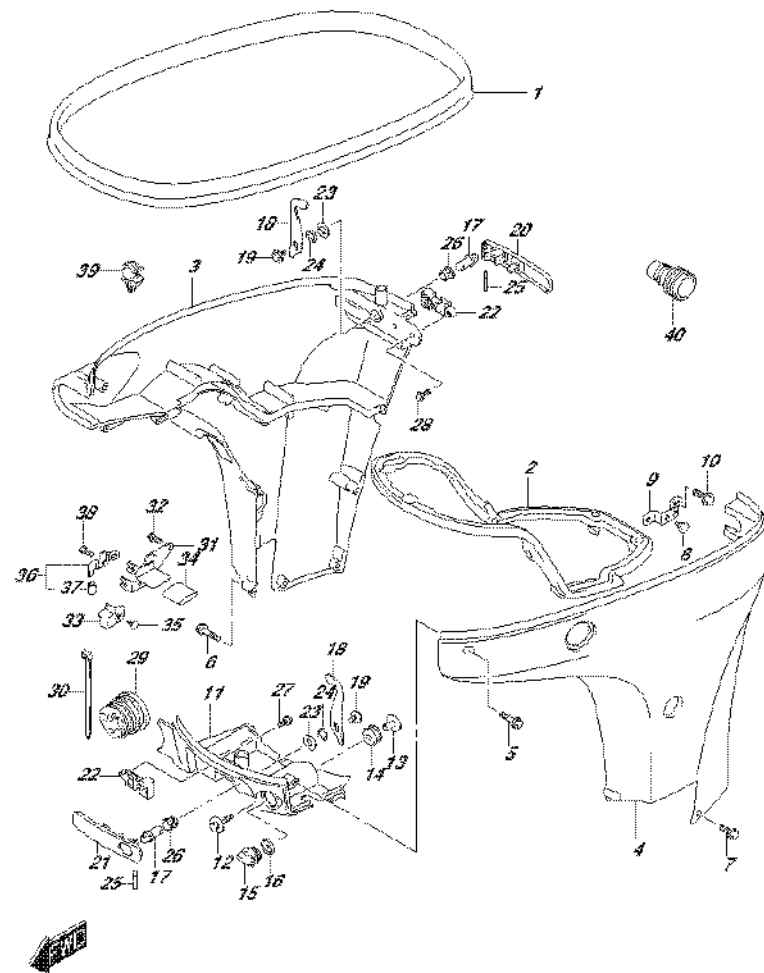


FIG.410A

FIG.410A (2-E-8) SIDE COVER (DF70A E01)

REF NO.	PART NO.	DESCRIPTION	Q'TY	REMARKS
31	67341-87L00	HOLDER, REMOCON CABLE	1	
32	01550-06167	BOLT	2	
33	67345-87L00	PROTECTOR	1	
34	67346-87L00	PROTECTOR, HOLDER	1	
35	09409-10304-5ES	CLIP (BLACK)	1	
36	67350-87L00	STOPPER, REMOCON CABLE	1	
37	09352-70103-600	.HOSE (7X10.2X600)	2	L:600->14
38	01570-06127	BOLT	1	
39	09403-11320	CLAMP	1	
40	17917-87L00	CONNECTOR, FLUSH WATER	1	

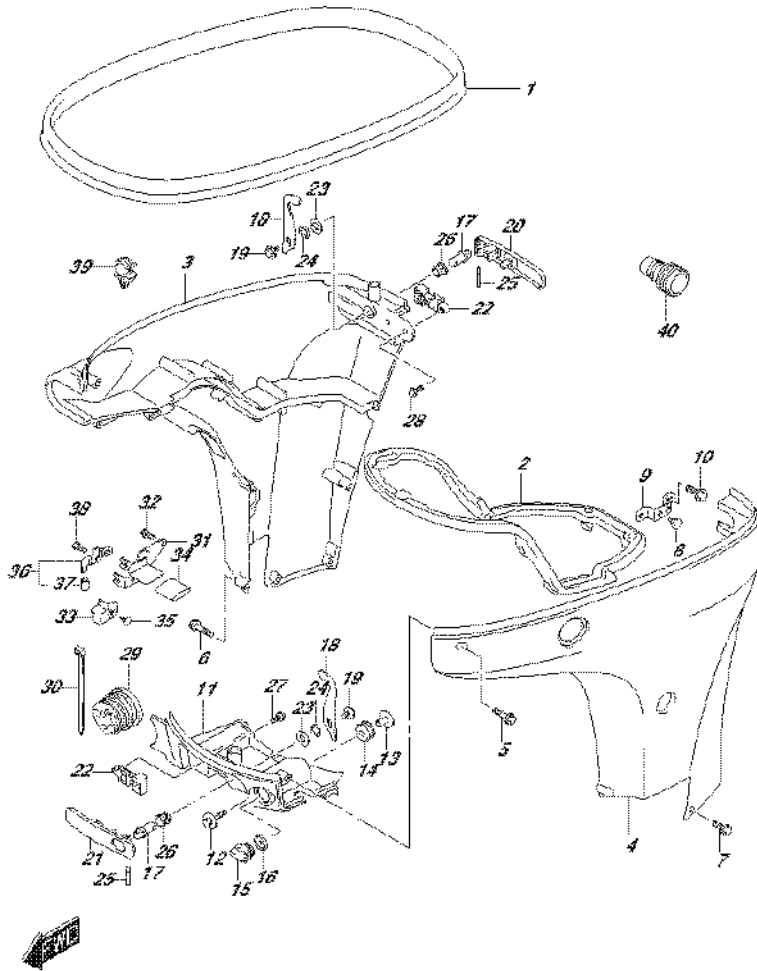




FIG.410B

FIG.410B (2-E-9) SIDE COVER (DF70A E40)

REF NO.	PART NO.	DESCRIPTION	Q'TY	REMARKS
1	61112-99E01	RUBBER, SIDE COVER	1	
2	61134-87L00	SEAL, SIDE COVER	1	
3-1	61811-87L20-0EP	COVER, SIDE STBD (BLACK)	1	
3-2	61811-87L20-Y5S	COVER, SIDE STBD (WHITE)	1	
4-1	61821-87L21-0EP	COVER, SIDE PORT (BLACK)	1	
4-2	61821-87L21-Y5S	COVER, SIDE PORT (WHITE)	1	
5	09136-06148	SCREW (6X35)	8	
6	09136-06149	SCREW (6X55)	2	
7	09136-06161	SCREW (6X17)	3	
8	09321-08022	CUSHION	2	
9	61827-87L00	HOLDER, SIDE COVER	1	
10	01550-08207	BOLT	2	
11-1	61831-87L20-0EP	PANEL, FRONT (BLACK)	1	
11-2	61831-87L20-Y5S	PANEL, FRONT (WHITE)	1	
12	09116-08163	BOLT (8X40)	2	
13	09169-08039	WASHER	2	
14	09320-11013	CUSHION	2	
15	17913-93J00	PLUG, WATER	1	
16	17914-93J00	GASKET, WATER PLUG	1	
17	61632-93J00	SHAFT, ENGINE COVER HOOK	2	
18	61641-87L00	HOOK, ENGINE COVER	2	
19	09116-06127	BOLT (6X12)	2	
20	61633-87L00	LEVER, HOOK REAR	1	
21	61645-87L00	LEVER, HOOK FRONT	1	
22	61673-93J11	LATCH, HOOK LEVER	2	
23	09160-13014	WASHER (13.2X25X1)	2	
24	09164-14008	WASHER	2	
25	09202-04022	PIN	2	
26	09306-13007	BUSH	2	
27	01550-05107	BOLT	2	
28	01550-05167	BOLT	2	
29	61124-87L00	GROMMET, REMOCON CABLE	1	
30	09407-25402	CLAMP (L:250)	1	

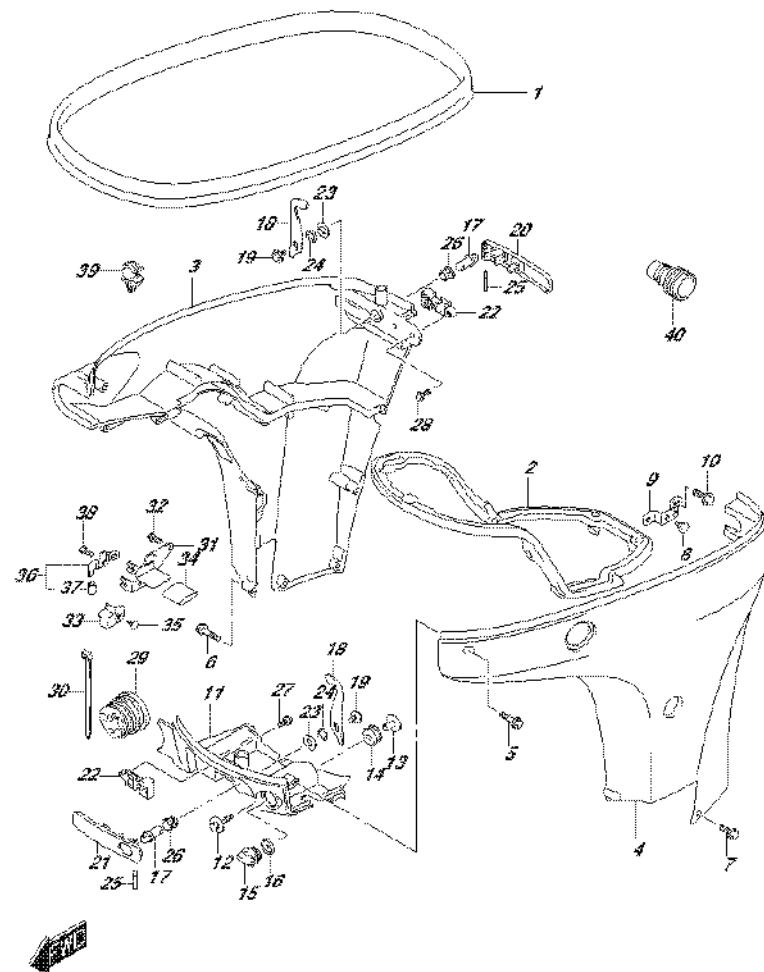


FIG.410B

FIG.410B (2-E-10) SIDE COVER (DF70A E40)

REF NO.	PART NO.	DESCRIPTION	Q'TY	REMARKS
31	67341-87L00	HOLDER, REMOCON CABLE	1	
32	01550-06167	BOLT	2	
33	67345-87L00	PROTECTOR	1	
34	67346-87L00	PROTECTOR, HOLDER	1	
35	09409-10304-5ES	CLIP (BLACK)	1	
36	67350-87L00	STOPPER, REMOCON CABLE	1	
37	09352-70103-600	.HOSE (7X10.2X600)	2	L:600->14
38	01570-06127	BOLT	1	
39	09403-11320	CLAMP	1	
40	17917-87L00	CONNECTOR, FLUSH WATER	1	

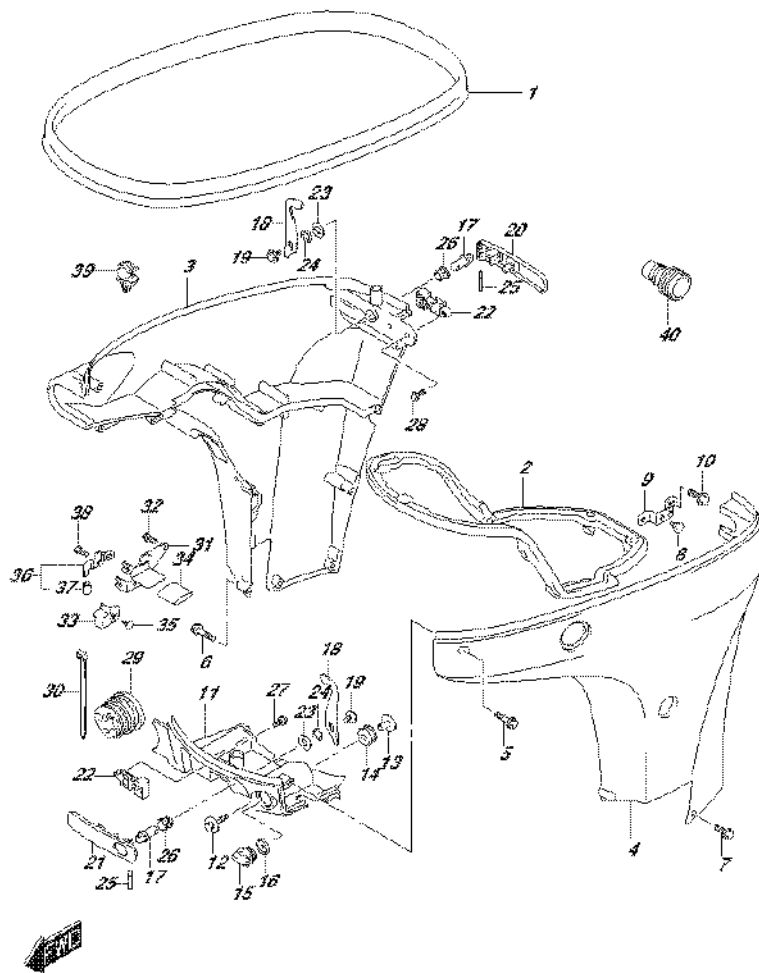


FIG.410C

FIG.410C (2-E-11) SIDE COVER (DF70ATH E01)

REF NO.	PART NO.	DESCRIPTION	Q'TY	REMARKS
1	61112-99E01	RUBBER, SIDE COVER	1	
2	61134-87L00	SEAL, SIDE COVER	1	
3	61811-87L20-0EP	COVER, SIDE STBD (BLACK)	1	
4	61821-87L21-0EP	COVER, SIDE PORT (BLACK)	1	
5	09136-06148	SCREW (6X35)	8	
6	09136-06149	SCREW (6X55)	2	
7	09136-06161	SCREW (6X17)	3	
8	09321-08022	CUSHION	2	
9	61827-87L00	HOLDER, SIDE COVER	1	
10	01550-08207	BOLT	2	
11	61831-87L20-0EP	PANEL, FRONT (BLACK)	1	
12	09116-08163	BOLT (8X40)	2	
13	09169-08039	WASHER	2	
14	09320-11013	CUSHION	2	
15	17913-93J00	PLUG, WATER	1	
16	17914-93J00	GASKET, WATER PLUG	1	
17	61632-93J00	SHAFT, ENGINE COVER HOOK	2	
18	61641-87L00	HOOK, ENGINE COVER	2	
19	09116-06127	BOLT (6X12)	2	
20	61633-87L00	LEVER, HOOK REAR	1	
21	61645-87L00	LEVER, HOOK FRONT	1	
22	61673-93J11	LATCH, HOOK LEVER	2	
23	09160-13014	WASHER (13.2X25X1)	2	
24	09164-14008	WASHER	2	
25	09202-04022	PIN	2	
26	09306-13007	BUSH	2	
27	01550-05107	BOLT	2	
28	01550-05167	BOLT	2	
29	61124-87L00	GROMMET, REMOCON CABLE	1	
30	09407-25402	CLAMP (L:250)	1	

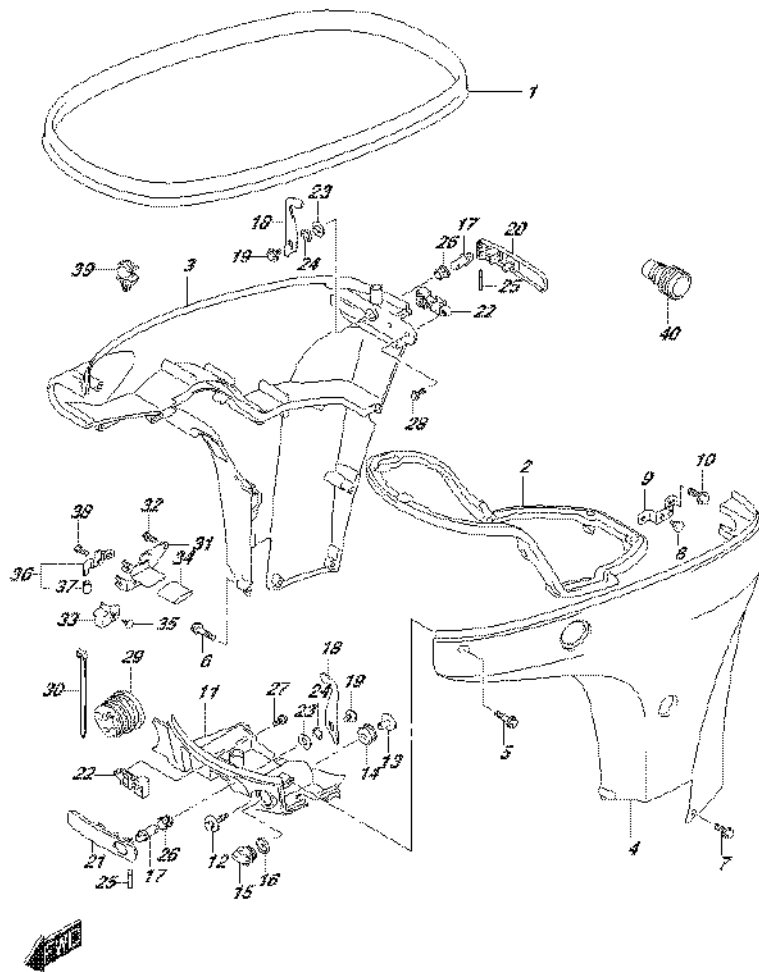


FIG.410C

FIG.410C (2-E-12) SIDE COVER (DF70ATH E01)

REF NO.	PART NO.	DESCRIPTION	Q'TY	REMARKS
31	67341-87L00	HOLDER, REMOCON CABLE	1	
32	01550-06167	BOLT	2	
33	67345-87L00	PROTECTOR	1	
34	67346-87L00	PROTECTOR, HOLDER	1	
35	09409-10304-5ES	CLIP (BLACK)	1	
36	67350-87L00	STOPPER, REMOCON CABLE	1	
37	09352-70103-600	.HOSE (7X10.2X600)	2	L:600->14
38	01570-06127	BOLT	1	
39	09403-11320	CLAMP	1	
40	17917-87L00	CONNECTOR, FLUSH WATER	1	

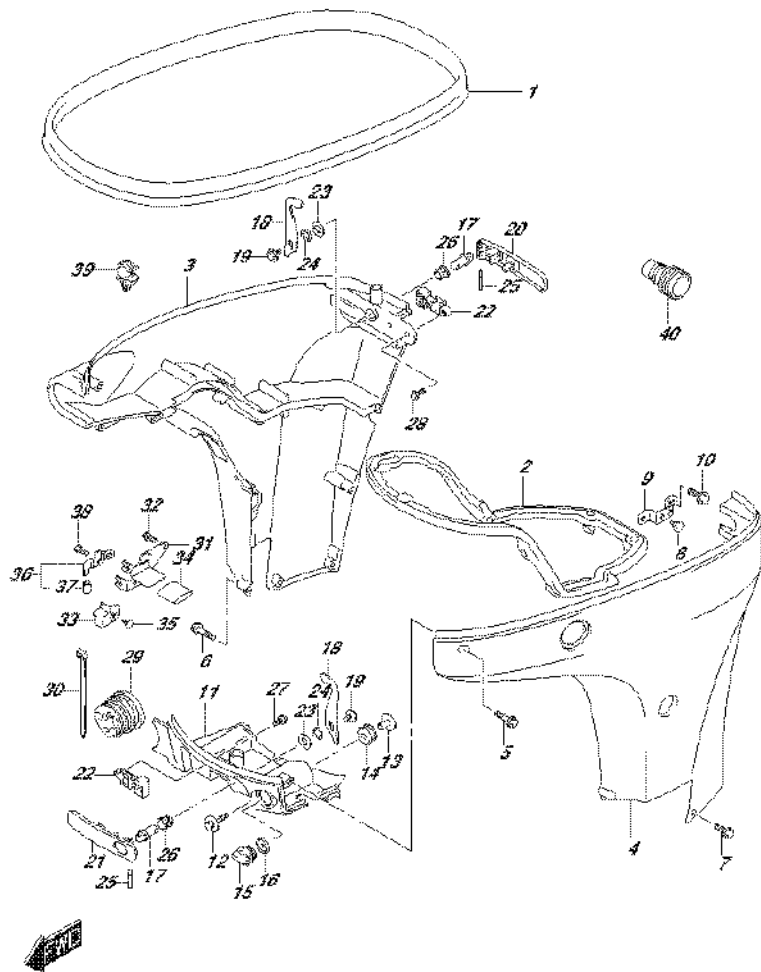


FIG.410D

FIG.410D (2-E-13) SIDE COVER (DF70ATH E40)

REF NO.	PART NO.	DESCRIPTION	Q'TY	REMARKS
1	61112-99E01	RUBBER, SIDE COVER	1	
2	61134-87L00	SEAL, SIDE COVER	1	
3	61811-87L20-0EP	COVER, SIDE STBD (BLACK)	1	
4	61821-87L21-0EP	COVER, SIDE PORT (BLACK)	1	
5	09136-06148	SCREW (6X35)	8	
6	09136-06149	SCREW (6X55)	2	
7	09136-06161	SCREW (6X17)	3	
8	09321-08022	CUSHION	2	
9	61827-87L00	HOLDER, SIDE COVER	1	
10	01550-08207	BOLT	2	
11	61831-87L20-0EP	PANEL, FRONT (BLACK)	1	
12	09116-08163	BOLT (8X40)	2	
13	09169-08039	WASHER	2	
14	09320-11013	CUSHION	2	
15	17913-93J00	PLUG, WATER	1	
16	17914-93J00	GASKET, WATER PLUG	1	
17	61632-93J00	SHAFT, ENGINE COVER HOOK	2	
18	61641-87L00	HOOK, ENGINE COVER	2	
19	09116-06127	BOLT (6X12)	2	
20	61633-87L00	LEVER, HOOK REAR	1	
21	61645-87L00	LEVER, HOOK FRONT	1	
22	61673-93J11	LATCH, HOOK LEVER	2	
23	09160-13014	WASHER (13.2X25X1)	2	
24	09164-14008	WASHER	2	
25	09202-04022	PIN	2	
26	09306-13007	BUSH	2	
27	01550-05107	BOLT	2	
28	01550-05167	BOLT	2	
29	61124-87L00	GROMMET, REMOCON CABLE	1	
30	09407-25402	CLAMP (L:250)	1	

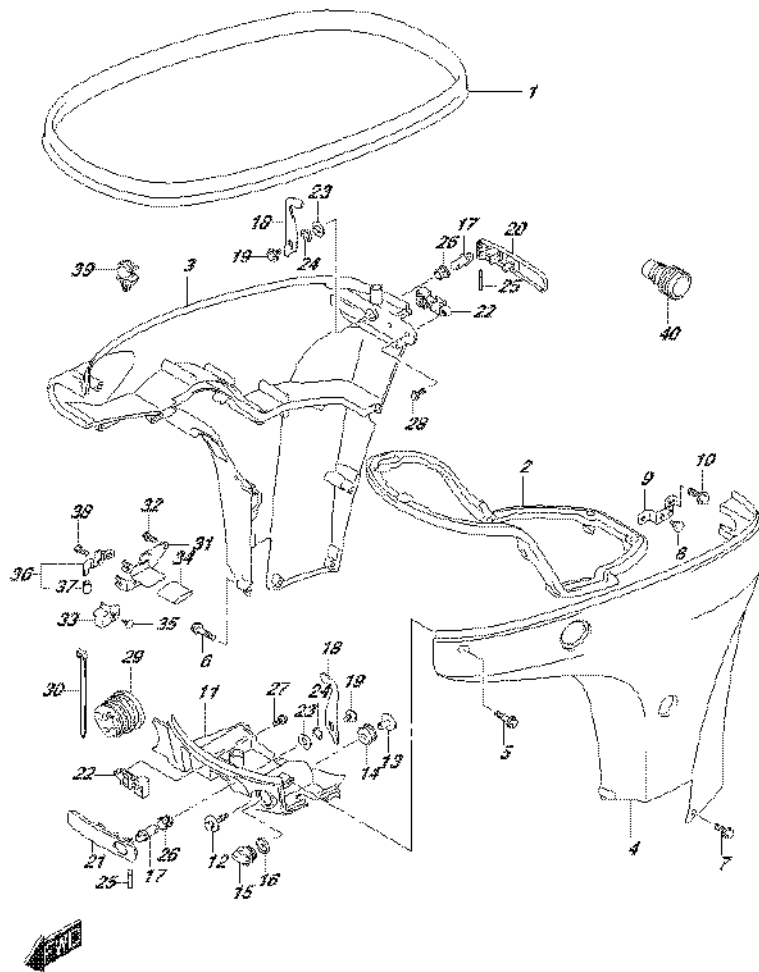


FIG.410D

FIG.410D (2-E-14) SIDE COVER (DF70ATH E40)

REF NO.	PART NO.	DESCRIPTION	Q'TY	REMARKS
31	67341-87L00	HOLDER, REMOCON CABLE	1	
32	01550-06167	BOLT	2	
33	67345-87L00	PROTECTOR	1	
34	67346-87L00	PROTECTOR, HOLDER	1	
35	09409-10304-5ES	CLIP (BLACK)	1	
36	67350-87L00	STOPPER, REMOCON CABLE	1	
37	09352-70103-600	.HOSE (7X10.2X600)	2	L:600->14
38	01570-06127	BOLT	1	
39	09403-11320	CLAMP	1	
40	17917-87L00	CONNECTOR, FLUSH WATER	1	

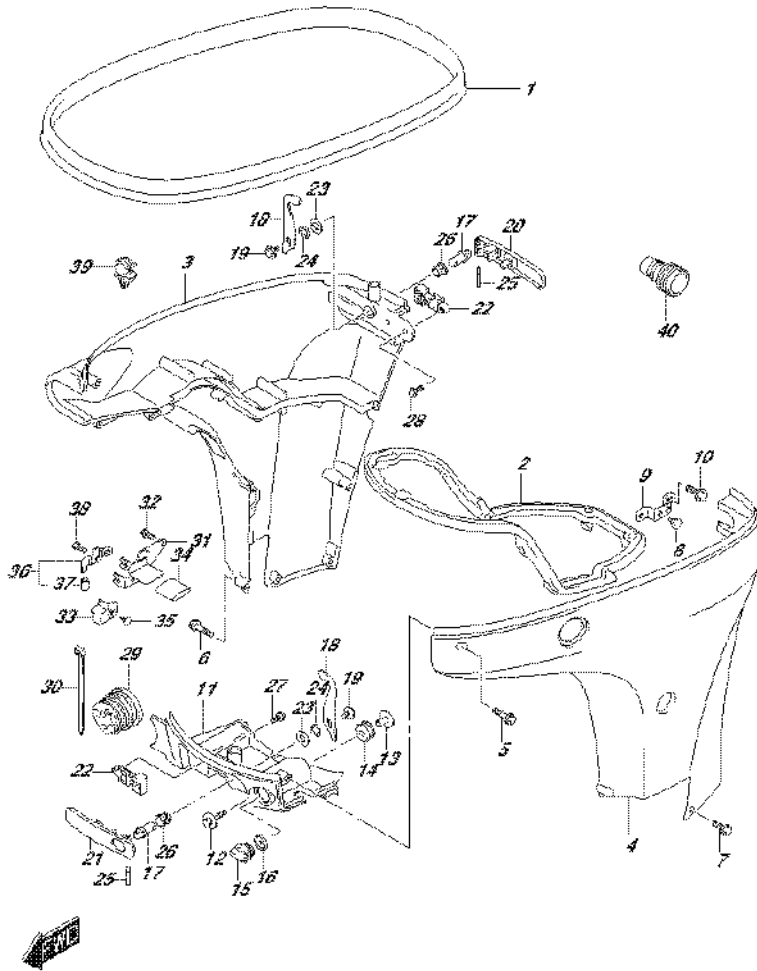


FIG.410E

FIG.410E (2-E-15) SIDE COVER (DF80A E01)

REF NO.	PART NO.	DESCRIPTION	Q'TY	REMARKS
1	61112-99E01	RUBBER, SIDE COVER	1	
2	61134-87L00	SEAL, SIDE COVER	1	
3	61811-87L20-0EP	COVER, SIDE STBD (BLACK)	1	
4	61821-87L21-0EP	COVER, SIDE PORT (BLACK)	1	
5	09136-06148	SCREW (6X35)	8	
6	09136-06149	SCREW (6X55)	2	
7	09136-06161	SCREW (6X17)	3	
8	09321-08022	CUSHION	2	
9	61827-87L00	HOLDER, SIDE COVER	1	
10	01550-08207	BOLT	2	
11	61831-87L20-0EP	PANEL, FRONT (BLACK)	1	
12	09116-08163	BOLT (8X40)	2	
13	09169-08039	WASHER	2	
14	09320-11013	CUSHION	2	
15	17913-93J00	PLUG, WATER	1	
16	17914-93J00	GASKET, WATER PLUG	1	
17	61632-93J00	SHAFT, ENGINE COVER HOOK	2	
18	61641-87L00	HOOK, ENGINE COVER	2	
19	09116-06127	BOLT (6X12)	2	
20	61633-87L00	LEVER, HOOK REAR	1	
21	61645-87L00	LEVER, HOOK FRONT	1	
22	61673-93J11	LATCH, HOOK LEVER	2	
23	09160-13014	WASHER (13.2X25X1)	2	
24	09164-14008	WASHER	2	
25	09202-04022	PIN	2	
26	09306-13007	BUSH	2	
27	01550-05107	BOLT	2	
28	01550-05167	BOLT	2	
29	61124-87L00	GROMMET, REMOCON CABLE	1	
30	09407-25402	CLAMP (L:250)	1	

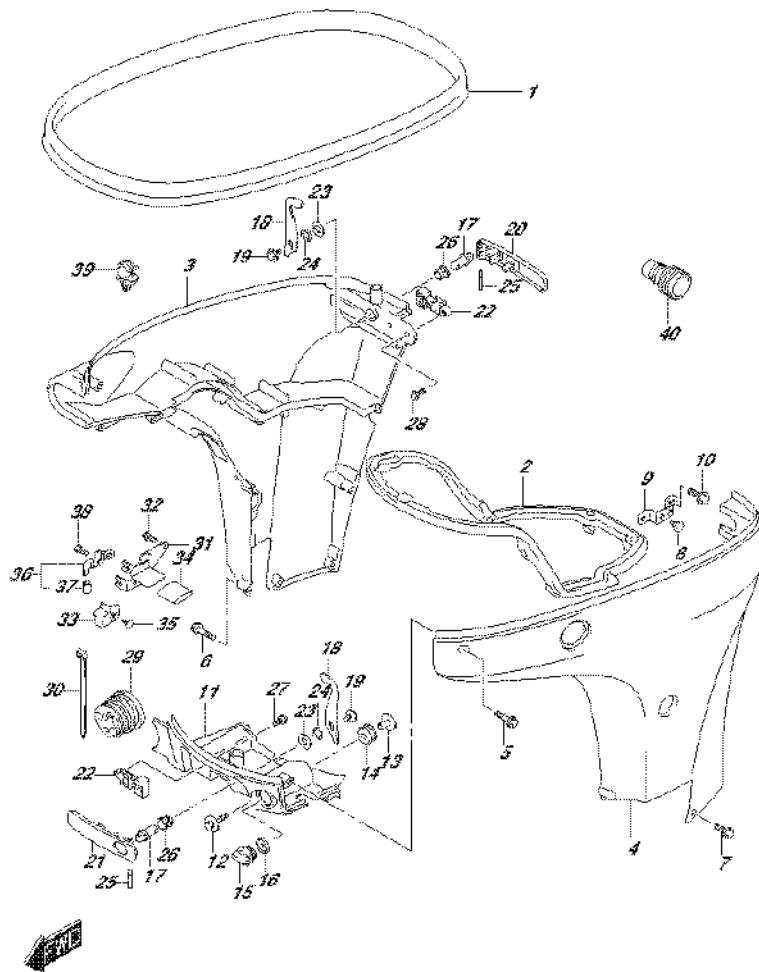


FIG.410E

FIG.410E (2-F-2) SIDE COVER (DF80A E01)

REF NO.	PART NO.	DESCRIPTION	Q'TY	REMARKS
31	67341-87L00	HOLDER, REMOCON CABLE	1	
32	01550-06167	BOLT	2	
33	67345-87L00	PROTECTOR	1	
34	67346-87L00	PROTECTOR, HOLDER	1	
35	09409-10304-5ES	CLIP (BLACK)	1	
36	67350-87L00	STOPPER, REMOCON CABLE	1	
37	09352-70103-600	.HOSE (7X10.2X600)	2	L:600->14
38	01570-06127	BOLT	1	
39	09403-11320	CLAMP	1	
40	17917-87L00	CONNECTOR, FLUSH WATER	1	

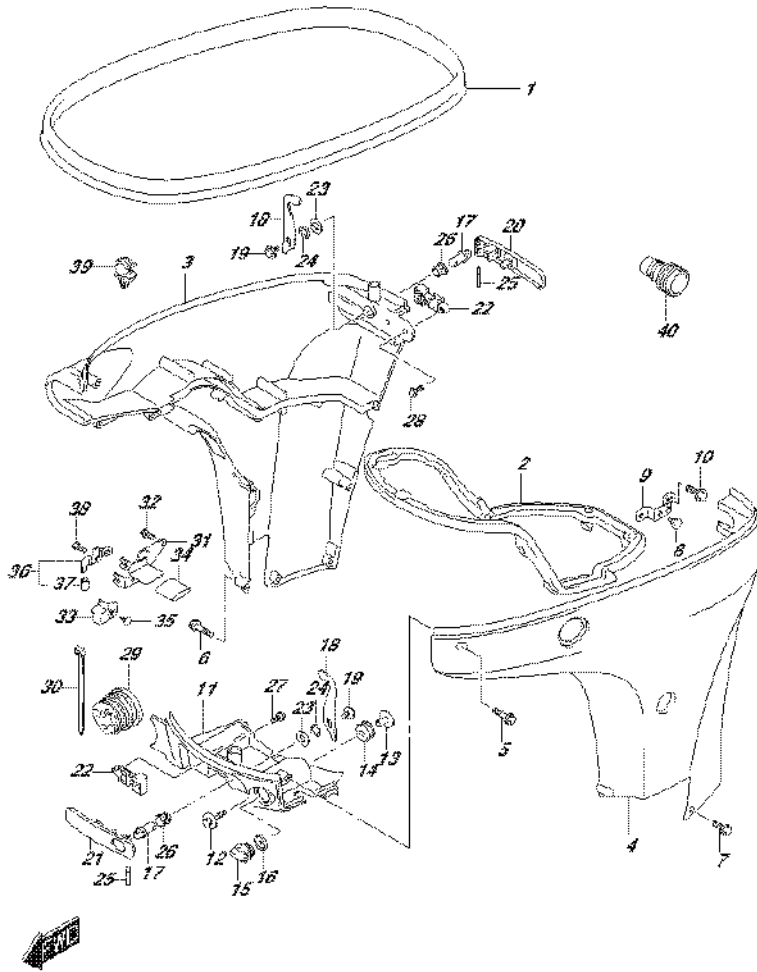




FIG.410F

FIG.410F (2-F-3) SIDE COVER (DF80A E40)

REF NO.	PART NO.	DESCRIPTION	Q'TY	REMARKS
1	61112-99E01	RUBBER, SIDE COVER	1	
2	61134-87L00	SEAL, SIDE COVER	1	
3	61811-87L20-0EP	COVER, SIDE STBD (BLACK)	1	
4	61821-87L21-0EP	COVER, SIDE PORT (BLACK)	1	
5	09136-06148	SCREW (6X35)	8	
6	09136-06149	SCREW (6X55)	2	
7	09136-06161	SCREW (6X17)	3	
8	09321-08022	CUSHION	2	
9	61827-87L00	HOLDER, SIDE COVER	1	
10	01550-08207	BOLT	2	
11	61831-87L20-0EP	PANEL, FRONT (BLACK)	1	
12	09116-08163	BOLT (8X40)	2	
13	09169-08039	WASHER	2	
14	09320-11013	CUSHION	2	
15	17913-93J00	PLUG, WATER	1	
16	17914-93J00	GASKET, WATER PLUG	1	
17	61632-93J00	SHAFT, ENGINE COVER HOOK	2	
18	61641-87L00	HOOK, ENGINE COVER	2	
19	09116-06127	BOLT (6X12)	2	
20	61633-87L00	LEVER, HOOK REAR	1	
21	61645-87L00	LEVER, HOOK FRONT	1	
22	61673-93J11	LATCH, HOOK LEVER	2	
23	09160-13014	WASHER (13.2X25X1)	2	
24	09164-14008	WASHER	2	
25	09202-04022	PIN	2	
26	09306-13007	BUSH	2	
27	01550-05107	BOLT	2	
28	01550-05167	BOLT	2	
29	61124-87L00	GROMMET, REMOCON CABLE	1	
30	09407-25402	CLAMP (L:250)	1	

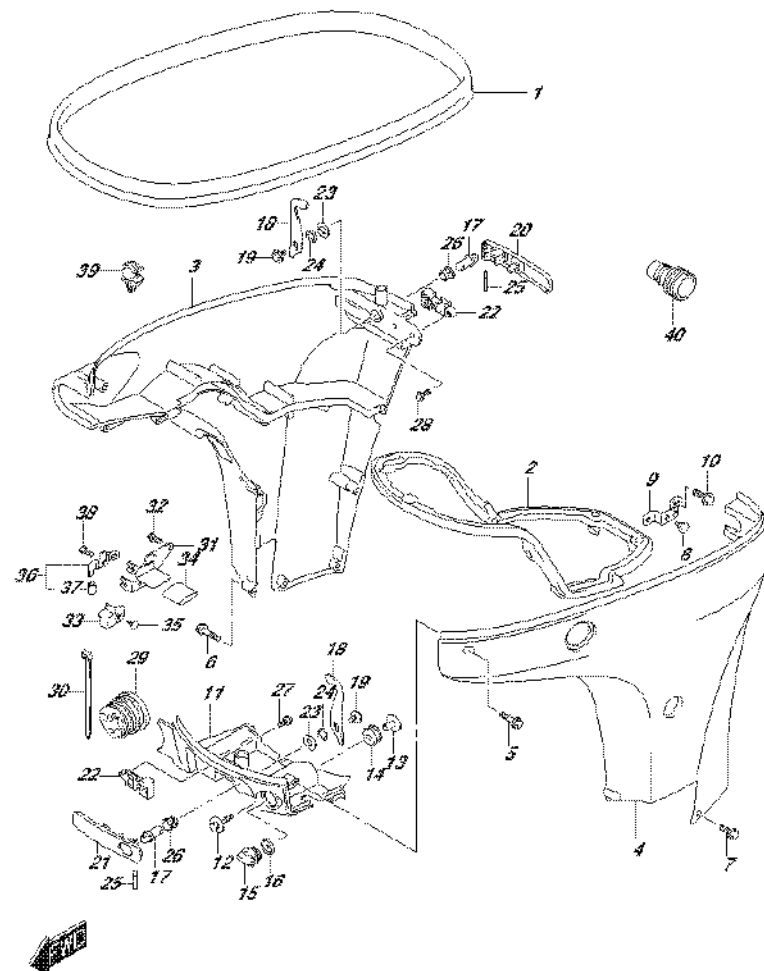


FIG.410F

FIG.410F (2-F-4) SIDE COVER (DF80A E40)

REF NO.	PART NO.	DESCRIPTION	Q'TY	REMARKS
31	67341-87L00	HOLDER, REMOCON CABLE	1	
32	01550-06167	BOLT	2	
33	67345-87L00	PROTECTOR	1	
34	67346-87L00	PROTECTOR, HOLDER	1	
35	09409-10304-5ES	CLIP (BLACK)	1	
36	67350-87L00	STOPPER, REMOCON CABLE	1	
37	09352-70103-600	.HOSE (7X10.2X600)	2	L:600->14
38	01570-06127	BOLT	1	
39	09403-11320	CLAMP	1	
40	17917-87L00	CONNECTOR, FLUSH WATER	1	

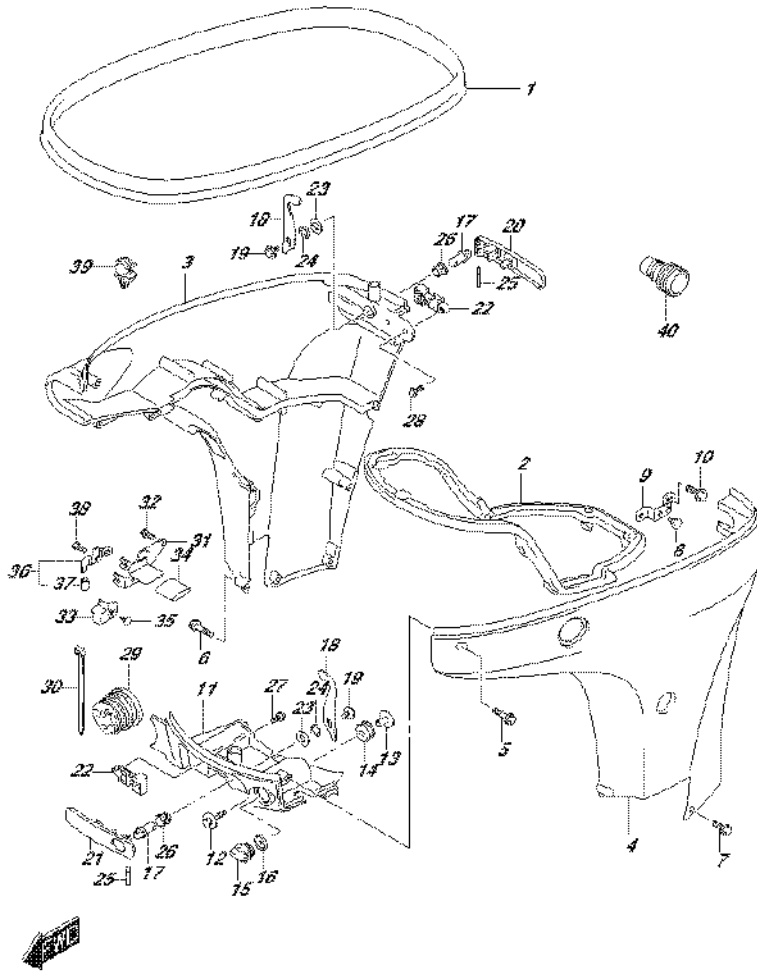


FIG.410G

FIG.410G (2-F-5) SIDE COVER (DF90A E01)

REF NO.	PART NO.	DESCRIPTION	Q'TY	REMARKS
1	61112-99E01	RUBBER, SIDE COVER	1	
2	61134-87L00	SEAL, SIDE COVER	1	
3-1	61811-87L20-0EP	COVER, SIDE STBD (BLACK)	1	
3-2	61811-87L20-Y5S	COVER, SIDE STBD (WHITE)	1	
4-1	61821-87L21-0EP	COVER, SIDE PORT (BLACK)	1	
4-2	61821-87L21-Y5S	COVER, SIDE PORT (WHITE)	1	
5	09136-06148	SCREW (6X35)	8	
6	09136-06149	SCREW (6X55)	2	
7	09136-06161	SCREW (6X17)	3	
8	09321-08022	CUSHION	2	
9	61827-87L00	HOLDER, SIDE COVER	1	
10	01550-08207	BOLT	2	
11-1	61831-87L20-0EP	PANEL, FRONT (BLACK)	1	
11-2	61831-87L20-Y5S	PANEL, FRONT (WHITE)	1	
12	09116-08163	BOLT (8X40)	2	
13	09169-08039	WASHER	2	
14	09320-11013	CUSHION	2	
15	17913-93J00	PLUG, WATER	1	
16	17914-93J00	GASKET, WATER PLUG	1	
17	61632-93J00	SHAFT, ENGINE COVER HOOK	2	
18	61641-87L00	HOOK, ENGINE COVER	2	
19	09116-06127	BOLT (6X12)	2	
20	61633-87L00	LEVER, HOOK REAR	1	
21	61645-87L00	LEVER, HOOK FRONT	1	
22	61673-93J11	LATCH, HOOK LEVER	2	
23	09160-13014	WASHER (13.2X25X1)	2	
24	09164-14008	WASHER	2	
25	09202-04022	PIN	2	
26	09306-13007	BUSH	2	
27	01550-05107	BOLT	2	
28	01550-05167	BOLT	2	
29	61124-87L00	GROMMET, REMOCON CABLE	1	
30	09407-25402	CLAMP (L:250)	1	

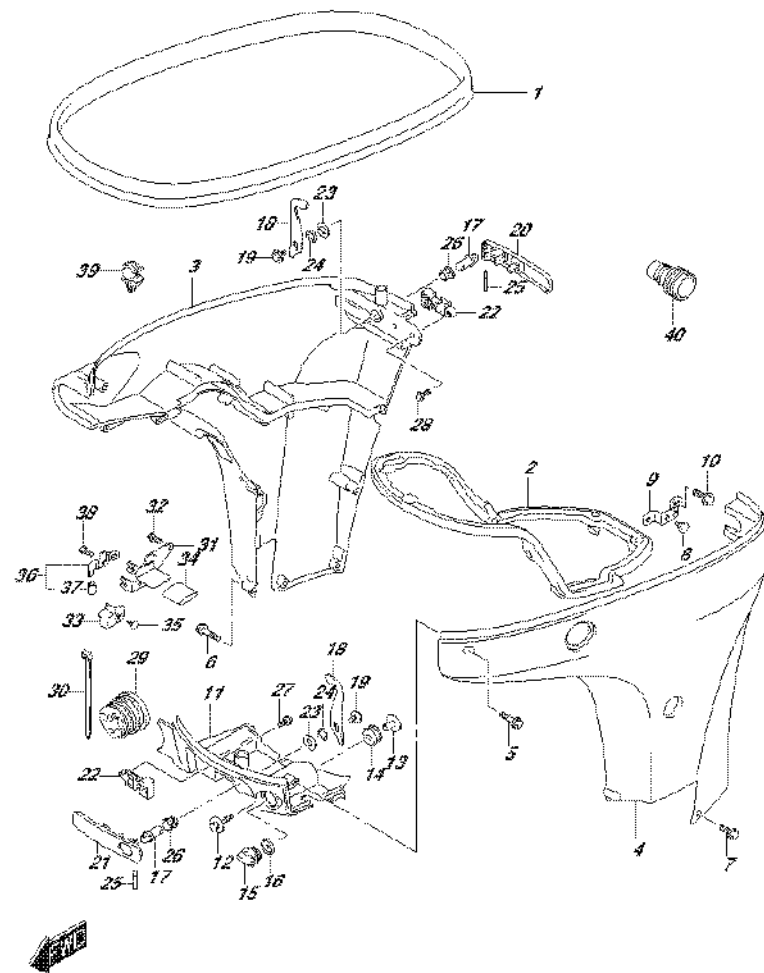


FIG.410G

FIG.410G (2-F-6) SIDE COVER (DF90A E01)

REF NO.	PART NO.	DESCRIPTION	Q'TY	REMARKS
31	67341-87L00	HOLDER, REMOCON CABLE	1	
32	01550-06167	BOLT	2	
33	67345-87L00	PROTECTOR	1	
34	67346-87L00	PROTECTOR, HOLDER	1	
35	09409-10304-5ES	CLIP (BLACK)	1	
36	67350-87L00	STOPPER, REMOCON CABLE	1	
37	09352-70103-600	.HOSE (7X10.2X600)	2	L:600->14
38	01570-06127	BOLT	1	
39	09403-11320	CLAMP	1	
40	17917-87L00	CONNECTOR, FLUSH WATER	1	

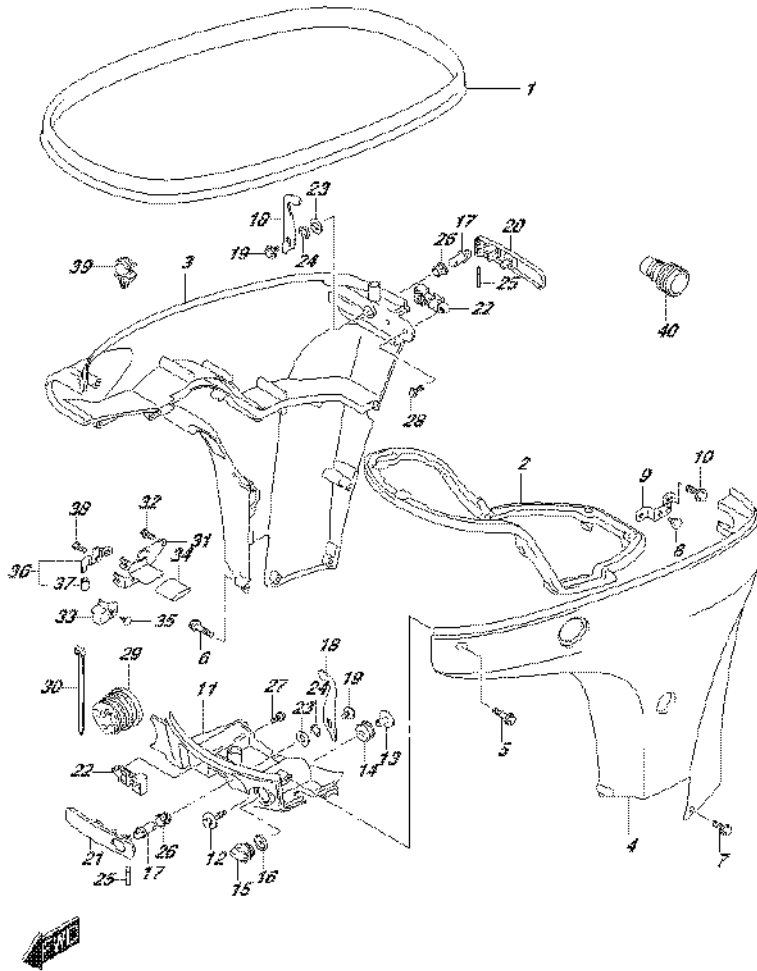


FIG.410H

FIG.410H (2-F-7) SIDE COVER (DF90A E40)

REF NO.	PART NO.	DESCRIPTION	Q'TY	REMARKS
1	61112-99E01	RUBBER, SIDE COVER	1	
2	61134-87L00	SEAL, SIDE COVER	1	
3-1	61811-87L20-0EP	COVER, SIDE STBD (BLACK)	1	
3-2	61811-87L20-Y5S	COVER, SIDE STBD (WHITE)	1	
4-1	61821-87L21-0EP	COVER, SIDE PORT (BLACK)	1	
4-2	61821-87L21-Y5S	COVER, SIDE PORT (WHITE)	1	
5	09136-06148	SCREW (6X35)	8	
6	09136-06149	SCREW (6X55)	2	
7	09136-06161	SCREW (6X17)	3	
8	09321-08022	CUSHION	2	
9	61827-87L00	HOLDER, SIDE COVER	1	
10	01550-08207	BOLT	2	
11-1	61831-87L20-0EP	PANEL, FRONT (BLACK)	1	
11-2	61831-87L20-Y5S	PANEL, FRONT (WHITE)	1	
12	09116-08163	BOLT (8X40)	2	
13	09169-08039	WASHER	2	
14	09320-11013	CUSHION	2	
15	17913-93J00	PLUG, WATER	1	
16	17914-93J00	GASKET, WATER PLUG	1	
17	61632-93J00	SHAFT, ENGINE COVER HOOK	2	
18	61641-87L00	HOOK, ENGINE COVER	2	
19	09116-06127	BOLT (6X12)	2	
20	61633-87L00	LEVER, HOOK REAR	1	
21	61645-87L00	LEVER, HOOK FRONT	1	
22	61673-93J11	LATCH, HOOK LEVER	2	
23	09160-13014	WASHER (13.2X25X1)	2	
24	09164-14008	WASHER	2	
25	09202-04022	PIN	2	
26	09306-13007	BUSH	2	
27	01550-05107	BOLT	2	
28	01550-05167	BOLT	2	
29	61124-87L00	GROMMET, REMOCON CABLE	1	
30	09407-25402	CLAMP (L:250)	1	

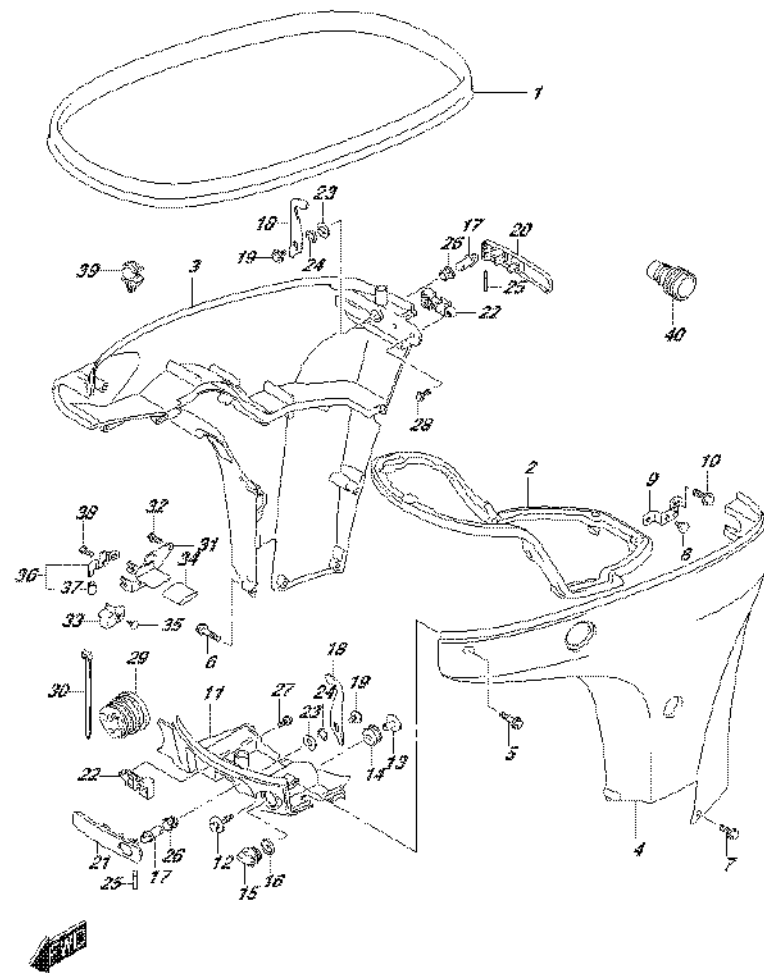


FIG.410H

FIG.410H (2-F-8) SIDE COVER (DF90A E40)

REF NO.	PART NO.	DESCRIPTION	Q'TY	REMARKS
31	67341-87L00	HOLDER, REMOCON CABLE	1	
32	01550-06167	BOLT	2	
33	67345-87L00	PROTECTOR	1	
34	67346-87L00	PROTECTOR, HOLDER	1	
35	09409-10304-5ES	CLIP (BLACK)	1	
36	67350-87L00	STOPPER, REMOCON CABLE	1	
37	09352-70103-600	.HOSE (7X10.2X600)	2	L:600->14
38	01570-06127	BOLT	1	
39	09403-11320	CLAMP	1	
40	17917-87L00	CONNECTOR, FLUSH WATER	1	

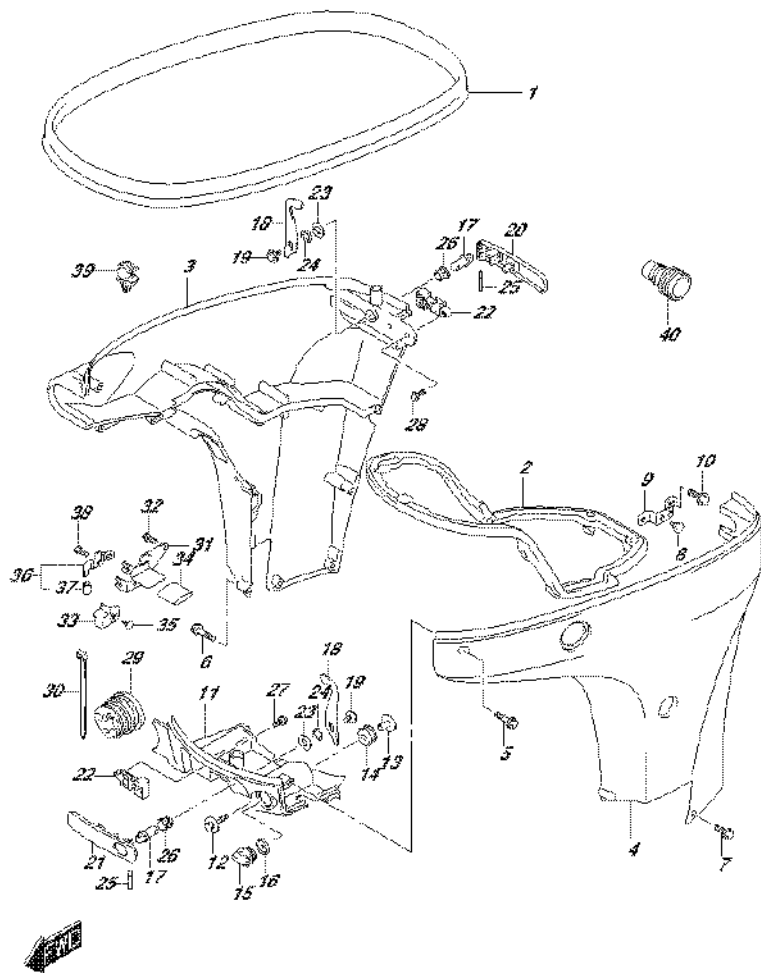


FIG.410J

FIG.410J (2-F-9) SIDE COVER (DF90ATH E01)

REF NO.	PART NO.	DESCRIPTION	Q'TY	REMARKS
1	61112-99E01	RUBBER, SIDE COVER	1	
2	61134-87L00	SEAL, SIDE COVER	1	
3	61811-87L20-0EP	COVER, SIDE STBD (BLACK)	1	
4	61821-87L21-0EP	COVER, SIDE PORT (BLACK)	1	
5	09136-06148	SCREW (6X35)	8	
6	09136-06149	SCREW (6X55)	2	
7	09136-06161	SCREW (6X17)	3	
8	09321-08022	CUSHION	2	
9	61827-87L00	HOLDER, SIDE COVER	1	
10	01550-08207	BOLT	2	
11	61831-87L20-0EP	PANEL, FRONT (BLACK)	1	
12	09116-08163	BOLT (8X40)	2	
13	09169-08039	WASHER	2	
14	09320-11013	CUSHION	2	
15	17913-93J00	PLUG, WATER	1	
16	17914-93J00	GASKET, WATER PLUG	1	
17	61632-93J00	SHAFT, ENGINE COVER HOOK	2	
18	61641-87L00	HOOK, ENGINE COVER	2	
19	09116-06127	BOLT (6X12)	2	
20	61633-87L00	LEVER, HOOK REAR	1	
21	61645-87L00	LEVER, HOOK FRONT	1	
22	61673-93J11	LATCH, HOOK LEVER	2	
23	09160-13014	WASHER (13.2X25X1)	2	
24	09164-14008	WASHER	2	
25	09202-04022	PIN	2	
26	09306-13007	BUSH	2	
27	01550-05107	BOLT	2	
28	01550-05167	BOLT	2	
29	61124-87L00	GROMMET, REMOCON CABLE	1	
30	09407-25402	CLAMP (L:250)	1	

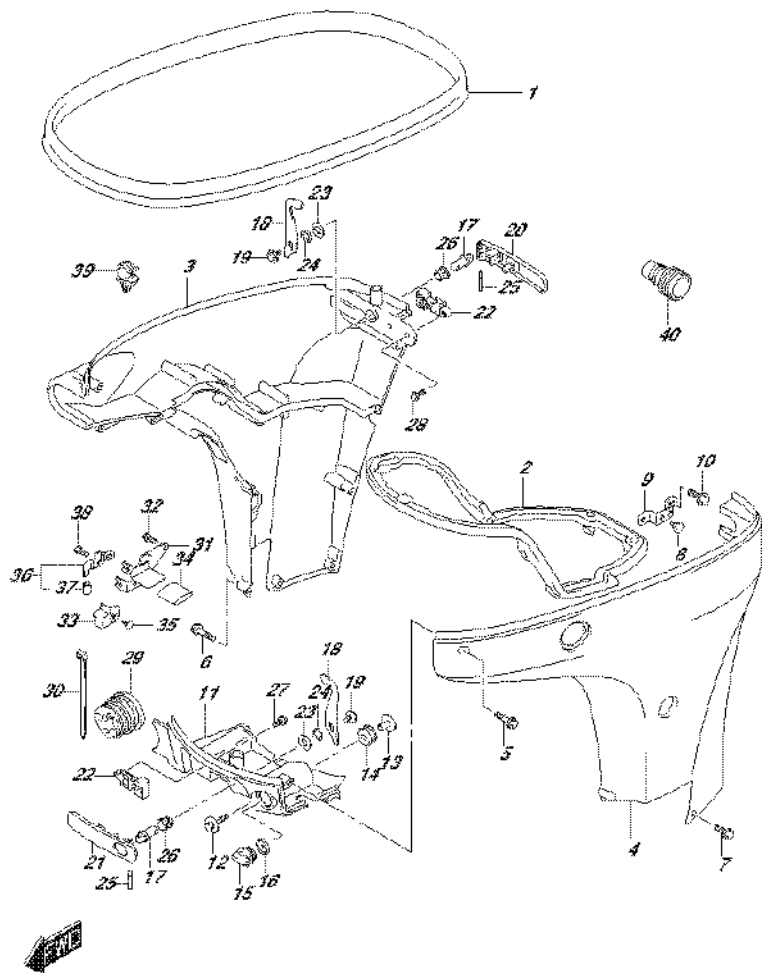


FIG.410J

FIG.410J (2-F-10) SIDE COVER (DF90ATH E01)

REF NO.	PART NO.	DESCRIPTION	Q'TY	REMARKS
31	67341-87L00	HOLDER, REMOCON CABLE	1	
32	01550-06167	BOLT	2	
33	67345-87L00	PROTECTOR	1	
34	67346-87L00	PROTECTOR, HOLDER	1	
35	09409-10304-5ES	CLIP (BLACK)	1	
36	67350-87L00	STOPPER, REMOCON CABLE	1	
37	09352-70103-600	.HOSE (7X10.2X600)	2	L:600->14
38	01570-06127	BOLT	1	
39	09403-11320	CLAMP	1	
40	17917-87L00	CONNECTOR, FLUSH WATER	1	

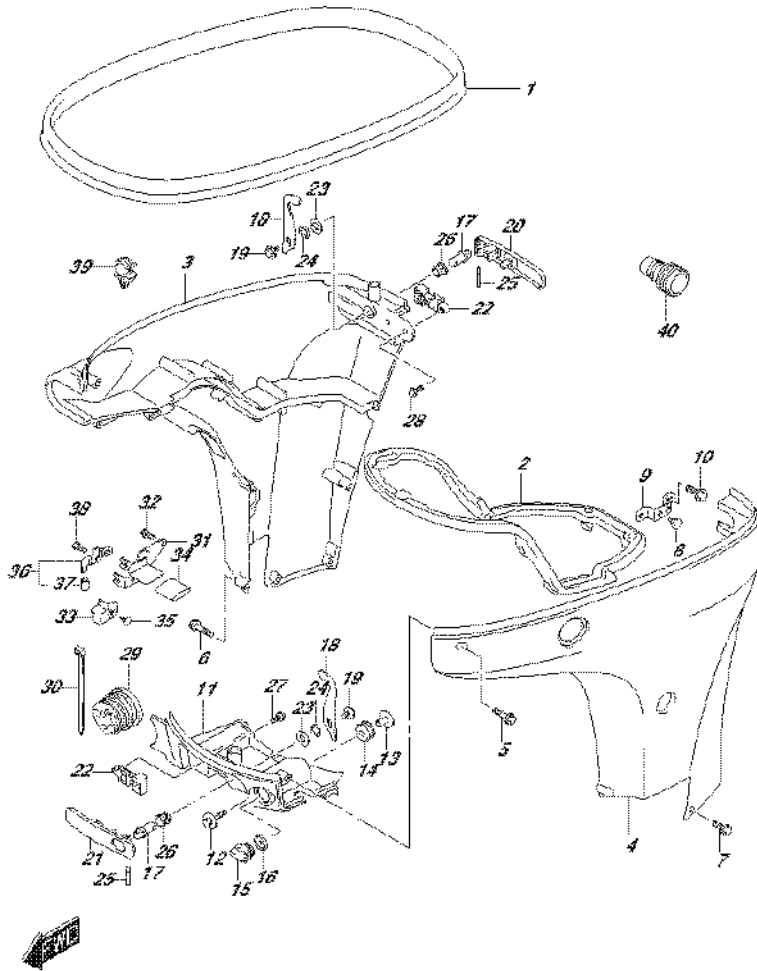




FIG.410K

FIG.410K (2-F-11) SIDE COVER (DF90ATH E40)

REF NO.	PART NO.	DESCRIPTION	Q'TY	REMARKS
1	61112-99E01	RUBBER, SIDE COVER	1	
2	61134-87L00	SEAL, SIDE COVER	1	
3	61811-87L20-0EP	COVER, SIDE STBD (BLACK)	1	
4	61821-87L21-0EP	COVER, SIDE PORT (BLACK)	1	
5	09136-06148	SCREW (6X35)	8	
6	09136-06149	SCREW (6X55)	2	
7	09136-06161	SCREW (6X17)	3	
8	09321-08022	CUSHION	2	
9	61827-87L00	HOLDER, SIDE COVER	1	
10	01550-08207	BOLT	2	
11	61831-87L20-0EP	PANEL, FRONT (BLACK)	1	
12	09116-08163	BOLT (8X40)	2	
13	09169-08039	WASHER	2	
14	09320-11013	CUSHION	2	
15	17913-93J00	PLUG, WATER	1	
16	17914-93J00	GASKET, WATER PLUG	1	
17	61632-93J00	SHAFT, ENGINE COVER HOOK	2	
18	61641-87L00	HOOK, ENGINE COVER	2	
19	09116-06127	BOLT (6X12)	2	
20	61633-87L00	LEVER, HOOK REAR	1	
21	61645-87L00	LEVER, HOOK FRONT	1	
22	61673-93J11	LATCH, HOOK LEVER	2	
23	09160-13014	WASHER (13.2X25X1)	2	
24	09164-14008	WASHER	2	
25	09202-04022	PIN	2	
26	09306-13007	BUSH	2	
27	01550-05107	BOLT	2	
28	01550-05167	BOLT	2	
29	61124-87L00	GROMMET, REMOCON CABLE	1	
30	09407-25402	CLAMP (L:250)	1	

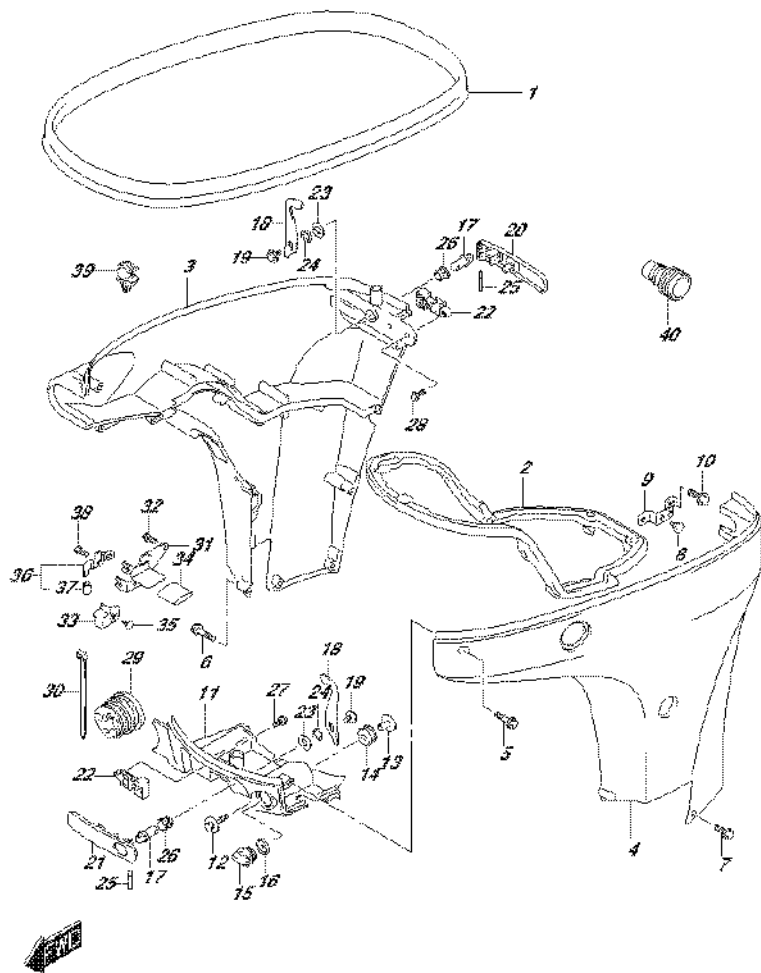


FIG.410K

FIG.410K (2-F-12) SIDE COVER (DF90ATH E40)

REF NO.	PART NO.	DESCRIPTION	Q'TY	REMARKS
31	67341-87L00	HOLDER, REMOCON CABLE	1	
32	01550-06167	BOLT	2	
33	67345-87L00	PROTECTOR	1	
34	67346-87L00	PROTECTOR, HOLDER	1	
35	09409-10304-5ES	CLIP (BLACK)	1	
36	67350-87L00	STOPPER, REMOCON CABLE	1	
37	09352-70103-600	.HOSE (7X10.2X600)	2	L:600->14
38	01570-06127	BOLT	1	
39	09403-11320	CLAMP	1	
40	17917-87L00	CONNECTOR, FLUSH WATER	1	

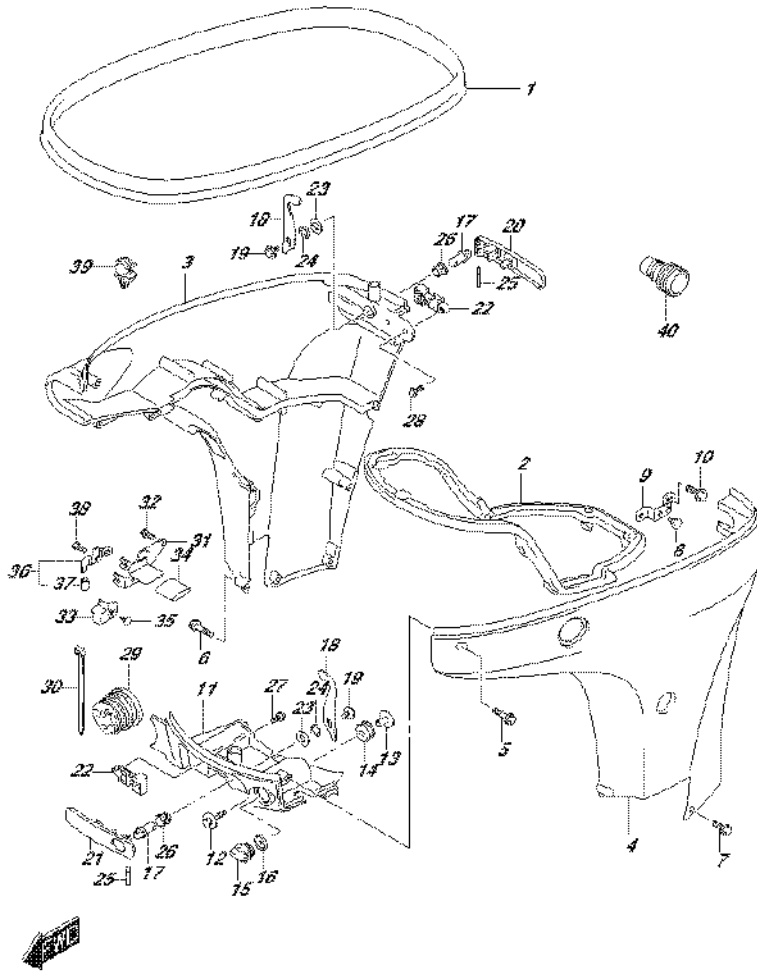
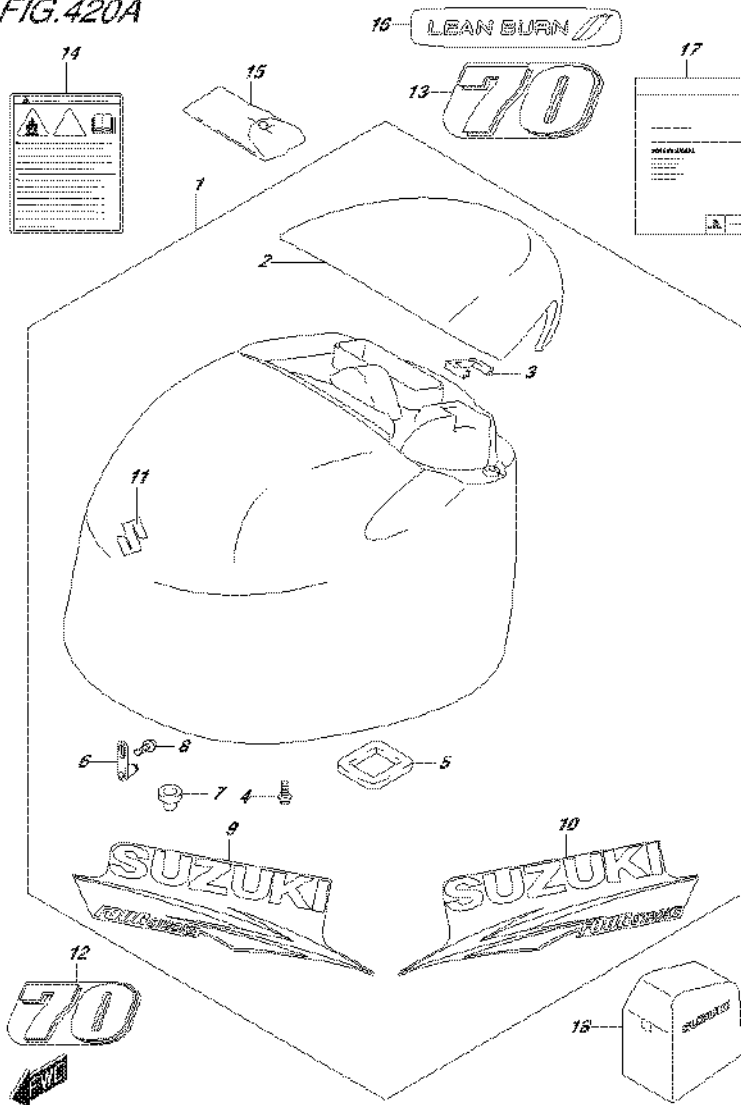


FIG. 420A



DF90A\_E01\_016\_420A  
ENGINE COVER

FIG.420A (2-F-13) ENGINE COVER (DF70A E01)

REF NO.	PART NO.	DESCRIPTION	Q'TY	REMARKS
1-1	61400-87Y80-0EP	COVER SET, ENGINE (BLACK)	1	
1-2	61400-87Y90-Y5S	COVER SET, ENGINE (WHITE)	1	
2-1	61431-87L21-0EP	.HANDLE, TILT UP (BLACK)	1	
2-2	61431-87L21-Y5S	.HANDLE, TILT UP (WHITE)	1	
3	61439-87L00	.SEAL, TILT UP HANDLE	1	
4	01550-06167	.BOLT	4	
5	61476-87L00	.SEAL, AIR VENT	1	
6	61610-93J00	.FASTENER	2	
7	09329-10022	.CUSHION	2	
8	01550-06127	.BOLT	2	
9-1	61443-87L20	.STRIPE, ENGINE COVER STBD	1	FOR 0EP
9-2	61443-87L30	.STRIPE, ENGINE COVER STBD	1	FOR Y5S
10-1	61453-87L20	.STRIPE, ENGINE COVER PORT	1	FOR 0EP
10-2	61453-87L30	.STRIPE, ENGINE COVER PORT	1	FOR Y5S
11	68111-18G20	.EMBLEM (S)	1	
12-1	61422-87L80	MARK, EMBLEM FRONT (70)	1	FOR 0EP
12-2	61435-87L90	MARK, EMBLEM FRONT (70)	1	FOR Y5S
13-1	61435-87L80	MARK, EMBLEM REAR (70)	1	FOR 0EP
13-2	61435-87L90	MARK, EMBLEM REAR (70)	1	FOR Y5S
14	61458-90J00	LABEL, ENGINE COVER	1	
15	09800-81840	TOOL SET	1	
16	61471-98J00	DECAL, LEANBURN	1	
17-1	99011-87L40-054	MANUAL, OWNER'S	1	
17-2	99011-87L40-059	MANUAL, OWNER'S	1	
18	68110-87L00	COVER, WEATHER	1	OPT

DF90A\_E01\_016

FIG. 420B

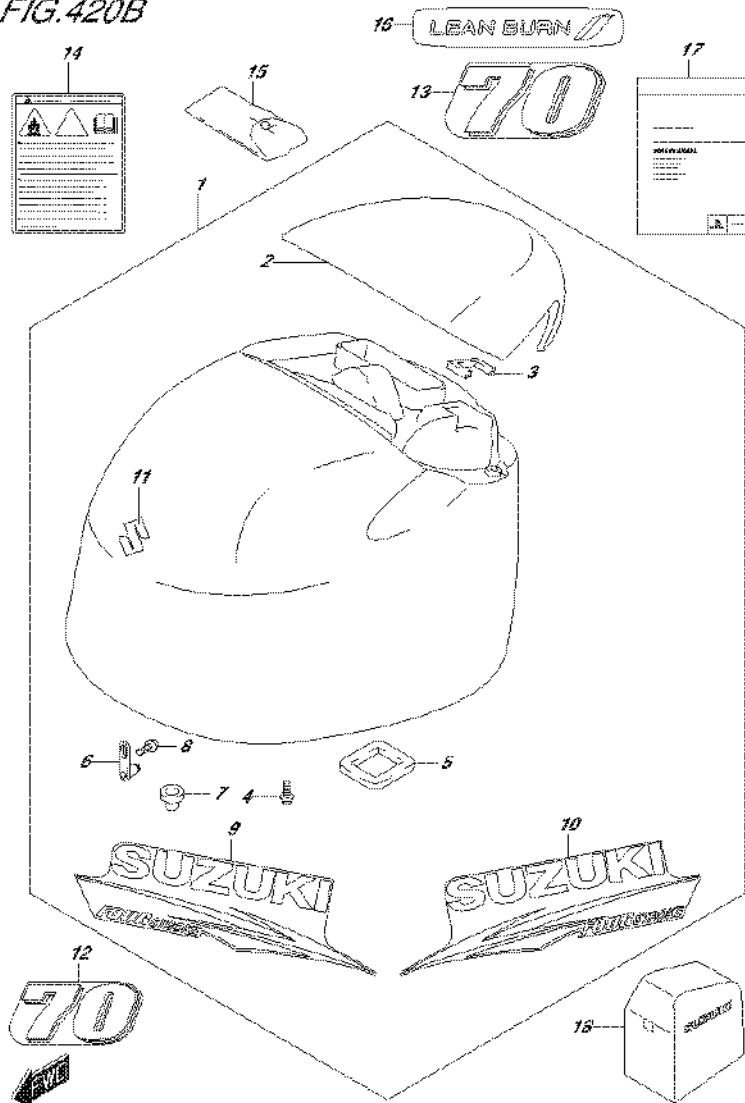
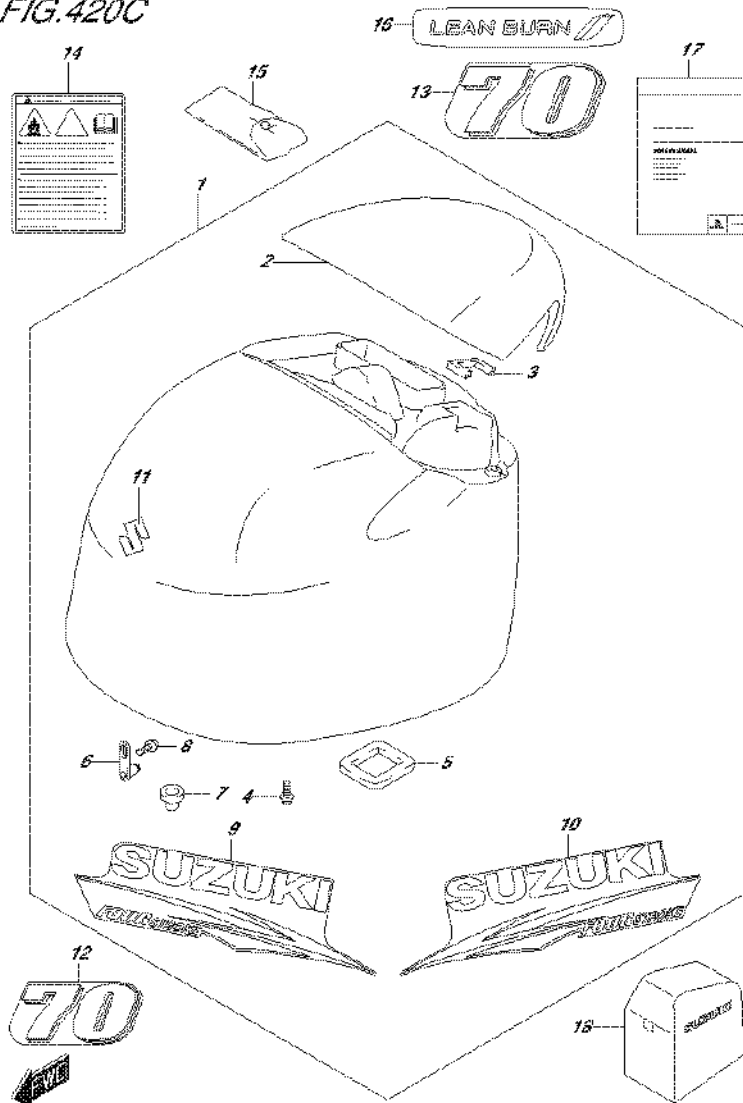


FIG.420B (2-F-14) ENGINE COVER (DF70A E40)

REF NO.	PART NO.	DESCRIPTION	Q'TY	REMARKS
1-1	61400-87Y80-0EP	COVER SET, ENGINE (BLACK)	1	
1-2	61400-87Y90-Y5S	COVER SET, ENGINE (WHITE)	1	
2-1	61431-87L21-0EP	.HANDLE, TILT UP (BLACK)	1	
2-2	61431-87L21-Y5S	.HANDLE, TILT UP (WHITE)	1	
3	61439-87L00	.SEAL, TILT UP HANDLE	1	
4	01550-06167	.BOLT	4	
5	61476-87L00	.SEAL, AIR VENT	1	
6	61610-93J00	.FASTENER	2	
7	09329-10022	.CUSHION	2	
8	01550-06127	.BOLT	2	
9-1	61443-87L20	.STRIPE, ENGINE COVER STBD	1	FOR 0EP
9-2	61443-87L30	.STRIPE, ENGINE COVER STBD	1	FOR Y5S
10-1	61453-87L20	.STRIPE, ENGINE COVER PORT	1	FOR 0EP
10-2	61453-87L30	.STRIPE, ENGINE COVER PORT	1	FOR Y5S
11	68111-18G20	.EMBLEM (S)	1	
12-1	61422-87L80	MARK, EMBLEM FRONT (70)	1	FOR 0EP
12-2	61435-87L90	MARK, EMBLEM FRONT (70)	1	FOR Y5S
13-1	61435-87L80	MARK, EMBLEM REAR (70)	1	FOR 0EP
13-2	61435-87L90	MARK, EMBLEM REAR (70)	1	FOR Y5S
14	61458-90J00	LABEL, ENGINE COVER	1	
15	09800-81840	TOOL SET	1	
16	61471-98J00	DECAL, LEANBURN	1	
17	99011-87L40-059	MANUAL, OWNER'S	1	
18	68110-87L00	COVER, WEATHER	1	OPT

FIG. 420C



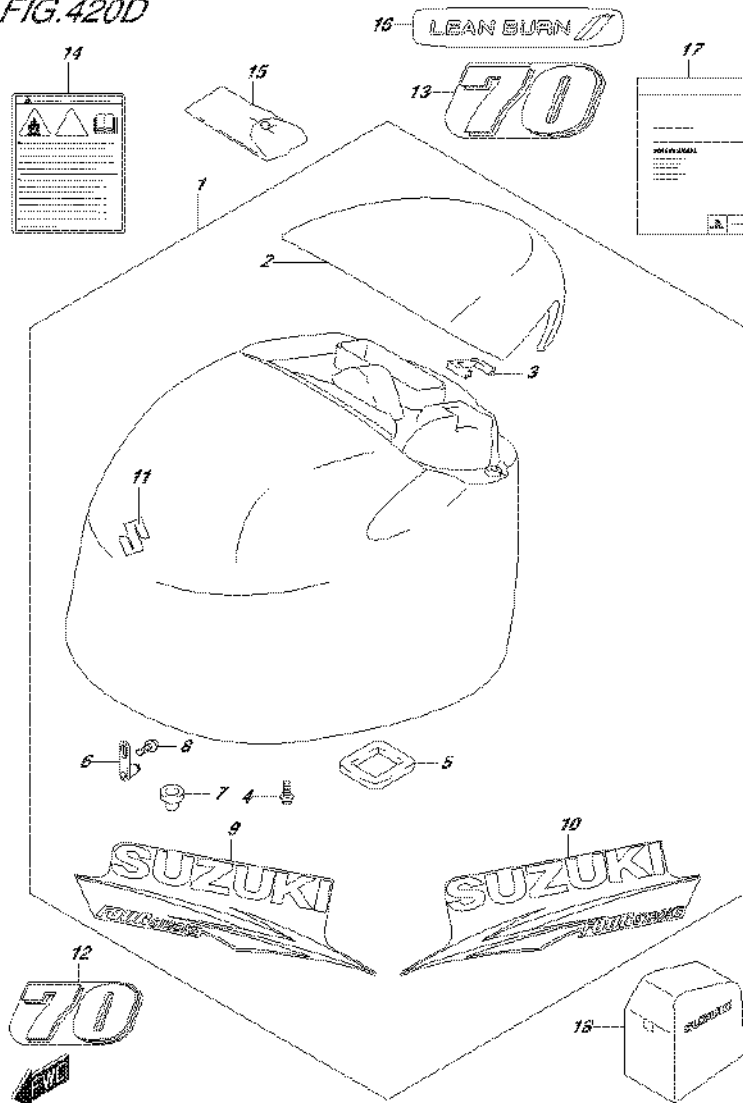
DF90A\_E01\_016\_420C  
ENGINE COVER

FIG.420C (2-F-15) ENGINE COVER (DF70ATH E01)

REF NO.	PART NO.	DESCRIPTION	Q'TY	REMARKS
1	61400-87Y80-0EP	COVER SET, ENGINE (BLACK)	1	
2	61431-87L21-0EP	.HANDLE, TILT UP (BLACK)	1	
3	61439-87L00	.SEAL, TILT UP HANDLE	1	
4	01550-06167	.BOLT	4	
5	61476-87L00	.SEAL, AIR VENT	1	
6	61610-93J00	.FASTENER	2	
7	09329-10022	.CUSHION	2	
8	01550-06127	.BOLT	2	
9	61443-87L20	.STRIPE, ENGINE COVER STBD	1	
10	61453-87L20	.STRIPE, ENGINE COVER PORT	1	
11	68111-18G20	.EMBLEM (S)	1	
12	61422-87L80	MARK, EMBLEM FRONT (70)	1	
13	61435-87L80	MARK, EMBLEM REAR (70)	1	
14	61458-90J00	LABEL, ENGINE COVER	1	
15	09800-81840	TOOL SET	1	
16	61471-98J00	DECAL, LEANBURN	1	
17	99011-87L40-059	MANUAL, OWNER'S	1	
18	68110-87L00	COVER, WEATHER	1	OPT

DF90A\_E01\_016

FIG. 420D



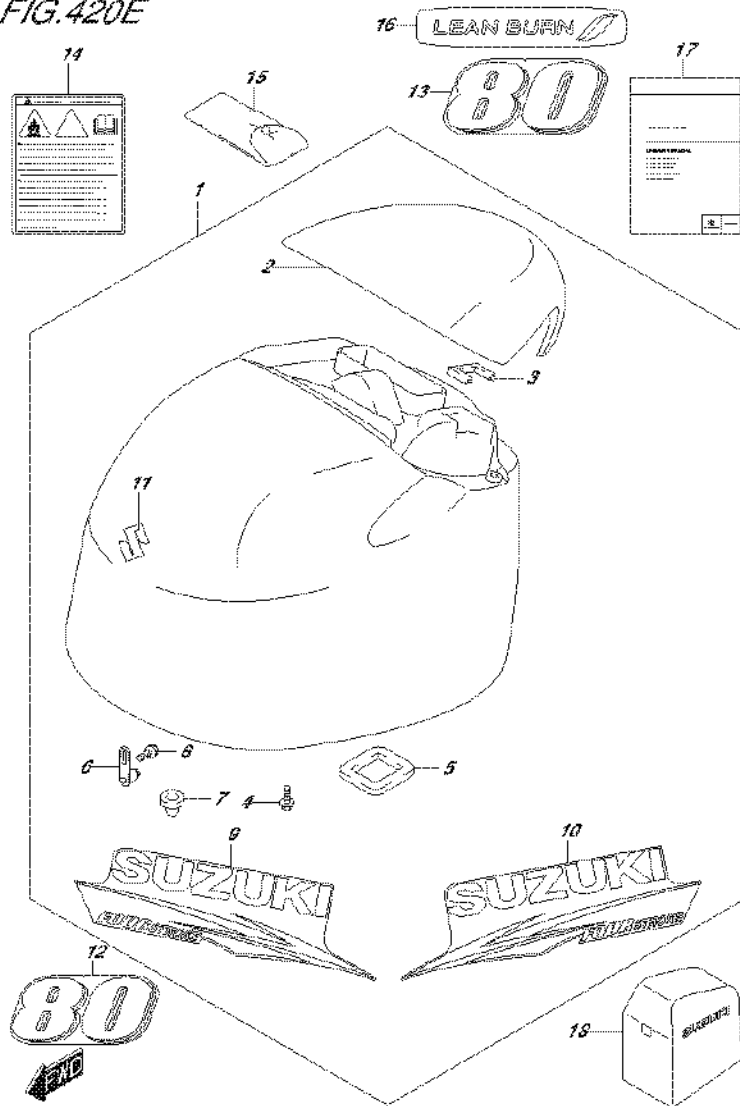
DF90A\_E01\_016\_420D  
ENGINE COVER

FIG.420D (2-G-2) ENGINE COVER (DF70ATH E40)

REF NO.	PART NO.	DESCRIPTION	Q'TY	REMARKS
1	61400-87Y80-0EP	COVER SET, ENGINE (BLACK)	1	
2	61431-87L21-0EP	.HANDLE, TILT UP (BLACK)	1	
3	61439-87L00	.SEAL, TILT UP HANDLE	1	
4	01550-06167	.BOLT	4	
5	61476-87L00	.SEAL, AIR VENT	1	
6	61610-93J00	.FASTENER	2	
7	09329-10022	.CUSHION	2	
8	01550-06127	.BOLT	2	
9	61443-87L20	.STRIPE, ENGINE COVER STBD	1	
10	61453-87L20	.STRIPE, ENGINE COVER PORT	1	
11	68111-18G20	.EMBLEM (S)	1	
12	61422-87L80	MARK, EMBLEM FRONT (70)	1	
13	61435-87L80	MARK, EMBLEM REAR (70)	1	
14	61458-90J00	LABEL, ENGINE COVER	1	
15	09800-81840	TOOL SET	1	
16	61471-98J00	DECAL, LEANBURN	1	
17	99011-87L40-059	MANUAL, OWNER'S	1	
18	68110-87L00	COVER, WEATHER	1	OPT

DF90A\_E01\_016

FIG.420E



DF90A\_E01\_016\_420E  
ENGINE COVER

FIG.420E (2-G-3) ENGINE COVER (DF80A E01)

REF NO.	PART NO.	DESCRIPTION	QTY	REMARKS
1	61400-87Y80-0EP	COVER SET, ENGINE (BLACK)	1	
2	61431-87L21-0EP	.HANDLE, TILT UP (BLACK)	1	
3	61439-87L00	.SEAL, TILT UP HANDLE	1	
4	01550-06167	.BOLT	4	
5	61476-87L00	.SEAL, AIR VENT	1	
6	61610-93J00	.FASTENER	2	
7	09329-10022	.CUSHION	2	
8	01550-06127	.BOLT	2	
9	61443-87L20	.STRIPE, ENGINE COVER STBD	1	
10	61453-87L20	.STRIPE, ENGINE COVER PORT	1	
11	68111-18G20	.EMBLEM (S)	1	
12	61422-87L60	MARK, EMBLEM FRONT (80)	1	
13	61435-87L60	MARK, EMBLEM REAR (80)	1	
14	61458-90J00	LABEL, ENGINE COVER	1	
15	09800-81840	TOOL SET	1	
16	61471-98J00	DECAL, LEANBURN	1	
17-1	99011-87L40-054	MANUAL, OWNER'S	1	
17-2	99011-87L40-059	MANUAL, OWNER'S	1	
18	68110-87L00	COVER, WEATHER	1	OPT

DF90A\_E01\_016

FIG.420F

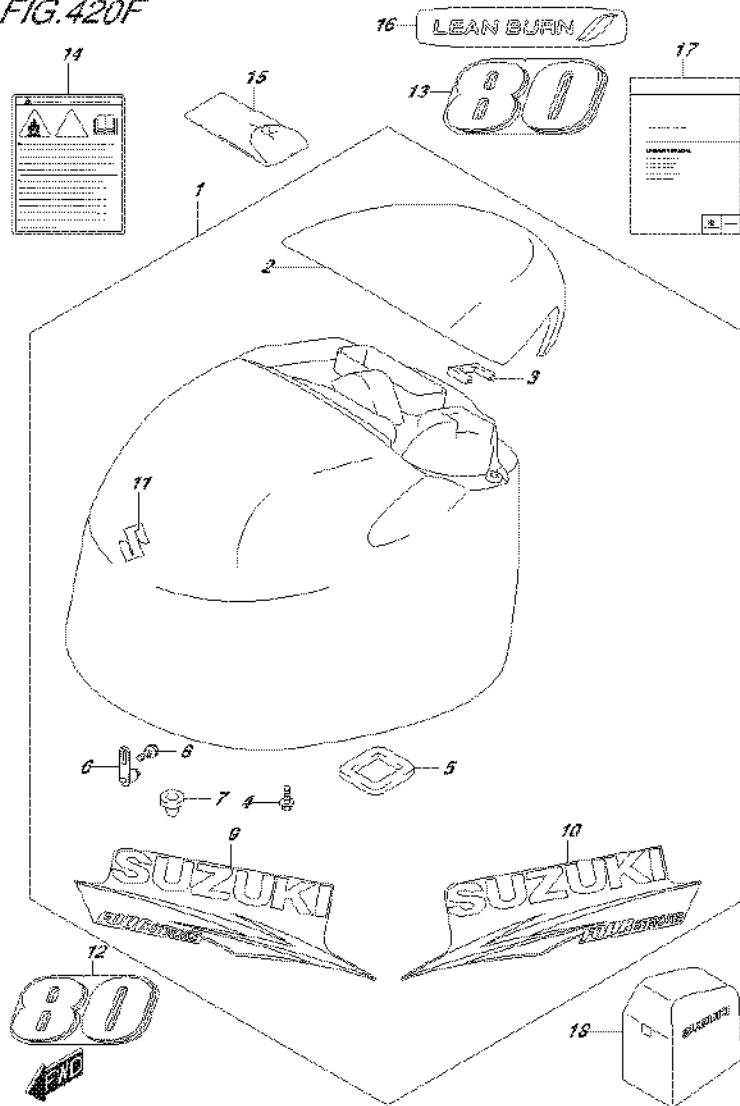
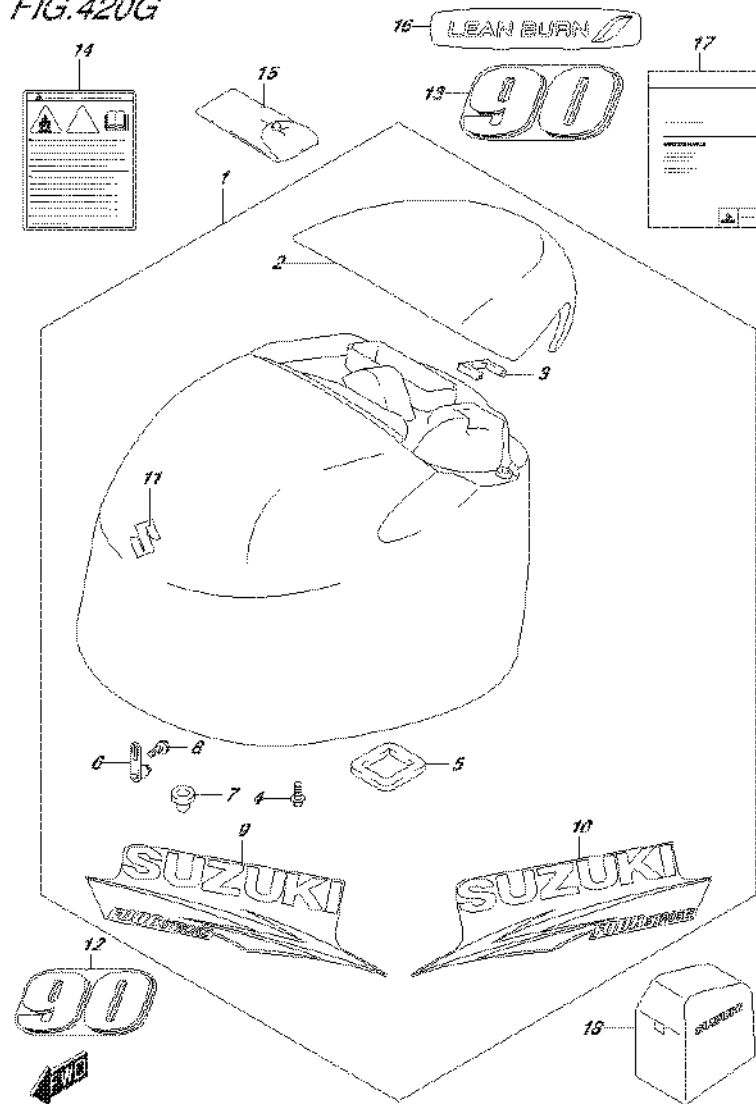


FIG.420F (2-G-4) ENGINE COVER (DF80A E40)

REF NO.	PART NO.	DESCRIPTION	Q'TY	REMARKS
1	61400-87Y80-0EP	COVER SET, ENGINE (BLACK)	1	
2	61431-87L21-0EP	.HANDLE, TILT UP (BLACK)	1	
3	61439-87L00	.SEAL, TILT UP HANDLE	1	
4	01550-06167	.BOLT	4	
5	61476-87L00	.SEAL, AIR VENT	1	
6	61610-93J00	.FASTENER	2	
7	09329-10022	.CUSHION	2	
8	01550-06127	.BOLT	2	
9	61443-87L20	.STRIPE, ENGINE COVER STBD	1	
10	61453-87L20	.STRIPE, ENGINE COVER PORT	1	
11	68111-18G20	.EMBLEM (S)	1	
12	61422-87L60	MARK, EMBLEM FRONT (80)	1	
13	61435-87L60	MARK, EMBLEM REAR (80)	1	
14	61458-90J00	LABEL, ENGINE COVER	1	
15	09800-81840	TOOL SET	1	
16	61471-98J00	DECAL, LEANBURN	1	
17	99011-87L40-059	MANUAL, OWNER'S	1	
18	68110-87L00	COVER, WEATHER	1	OPT



FIG.420G



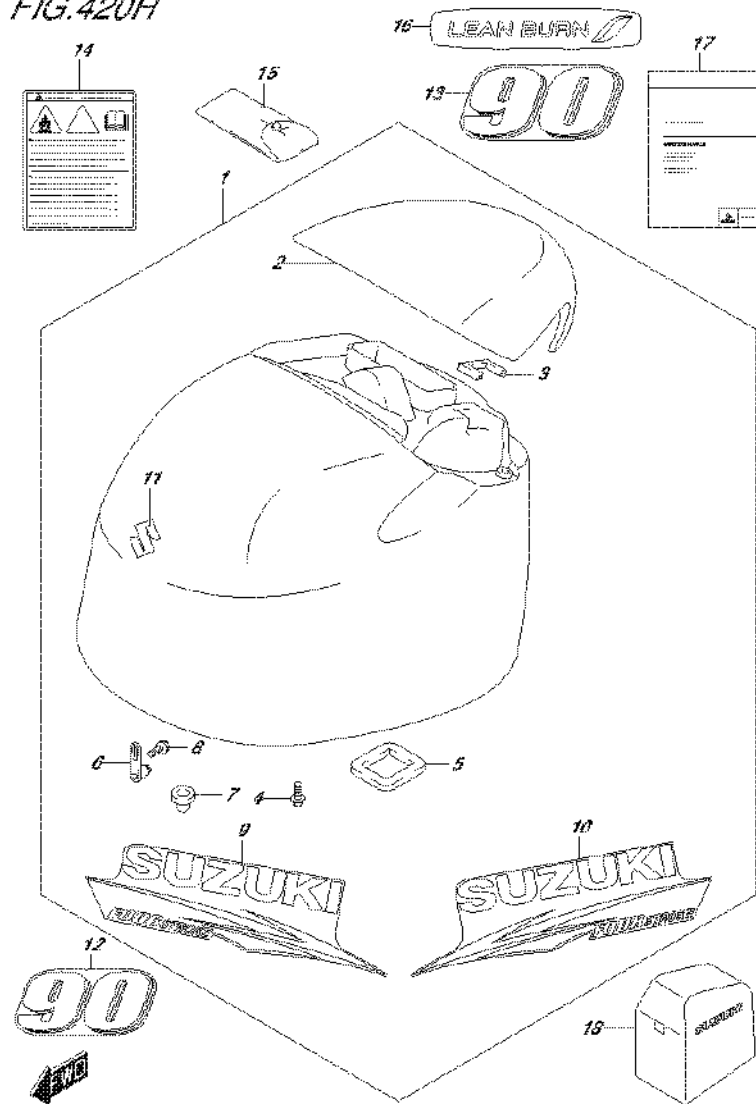
DF90A\_E01\_016\_420G  
ENGINE COVER

FIG.420G (2-G-5) ENGINE COVER (DF90A E01)

REF NO.	PART NO.	DESCRIPTION	Q'TY	REMARKS
1-1	61400-87Y80-0EP	COVER SET, ENGINE (BLACK)	1	
1-2	61400-87Y90-Y5S	COVER SET, ENGINE (WHITE)	1	
2-1	61431-87L21-0EP	.HANDLE, TILT UP (BLACK)	1	
2-2	61431-87L21-Y5S	.HANDLE, TILT UP (WHITE)	1	
3	61439-87L00	.SEAL, TILT UP HANDLE	1	
4	01550-06167	.BOLT	4	
5	61476-87L00	.SEAL, AIR VENT	1	
6	61610-93J00	.FASTENER	2	
7	09329-10022	.CUSHION	2	
8	01550-06127	.BOLT	2	
9-1	61443-87L20	.STRIPE, ENGINE COVER STBD	1	FOR 0EP
9-2	61443-87L30	.STRIPE, ENGINE COVER STBD	1	FOR Y5S
10-1	61453-87L20	.STRIPE, ENGINE COVER PORT	1	FOR 0EP
10-2	61453-87L30	.STRIPE, ENGINE COVER PORT	1	FOR Y5S
11	68111-18G20	.EMBLEM (S)	1	
12-1	61422-87L70	MARK, EMBLEM FRONT (90)	1	FOR 0EP
12-2	61435-87LA0	MARK, EMBLEM FRONT (90)	1	FOR Y5S
13-1	61435-87L70	MARK, EMBLEM REAR (90)	1	FOR 0EP
13-2	61435-87LA0	MARK, EMBLEM REAR (90)	1	FOR Y5S
14	61458-90J00	LABEL, ENGINE COVER	1	
15	09800-81840	TOOL SET	1	
16	61471-98J00	DECAL, LEANBURN	1	
17-1	99011-87L40-054	MANUAL, OWNER'S	1	
17-2	99011-87L40-059	MANUAL, OWNER'S	1	
18	68110-87L00	COVER, WEATHER	1	OPT

DF90A\_E01\_016

FIG.420H



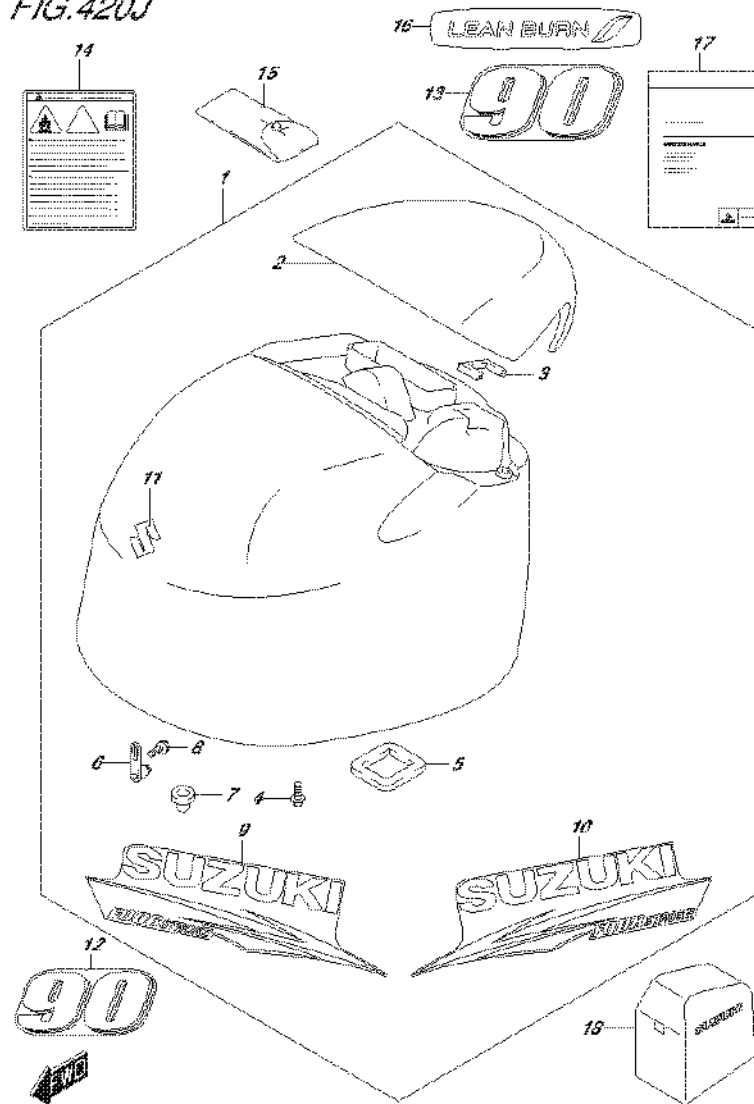
DF90A\_E01\_016\_420H  
ENGINE COVER

FIG.420H (2-G-6) ENGINE COVER (DF90A E40)

REF NO.	PART NO.	DESCRIPTION	QTY	REMARKS
1-1	61400-87Y80-0EP	COVER SET, ENGINE (BLACK)	1	
1-2	61400-87Y90-Y5S	COVER SET, ENGINE (WHITE)	1	
2-1	61431-87L21-0EP	.HANDLE, TILT UP (BLACK)	1	
2-2	61431-87L21-Y5S	.HANDLE, TILT UP (WHITE)	1	
3	61439-87L00	.SEAL, TILT UP HANDLE	1	
4	01550-06167	.BOLT	4	
5	61476-87L00	.SEAL, AIR VENT	1	
6	61610-93J00	.FASTENER	2	
7	09329-10022	.CUSHION	2	
8	01550-06127	.BOLT	2	
9-1	61443-87L20	.STRIPE, ENGINE COVER STBD	1	FOR 0EP
9-2	61443-87L30	.STRIPE, ENGINE COVER STBD	1	FOR Y5S
10-1	61453-87L20	.STRIPE, ENGINE COVER PORT	1	FOR 0EP
10-2	61453-87L30	.STRIPE, ENGINE COVER PORT	1	FOR Y5S
11	68111-18G20	.EMBLEM (S)	1	
12-1	61422-87L70	MARK, EMBLEM FRONT (90)	1	FOR 0EP
12-2	61435-87LA0	MARK, EMBLEM FRONT (90)	1	FOR Y5S
13-1	61435-87L70	MARK, EMBLEM REAR (90)	1	FOR 0EP
13-2	61435-87LA0	MARK, EMBLEM REAR (90)	1	FOR Y5S
14	61458-90J00	LABEL, ENGINE COVER	1	
15	09800-81840	TOOL SET	1	
16	61471-98J00	DECAL, LEANBURN	1	
17	99011-87L40-059	MANUAL, OWNER'S	1	
18	68110-87L00	COVER, WEATHER	1	OPT

DF90A\_E01\_016

FIG. 420J



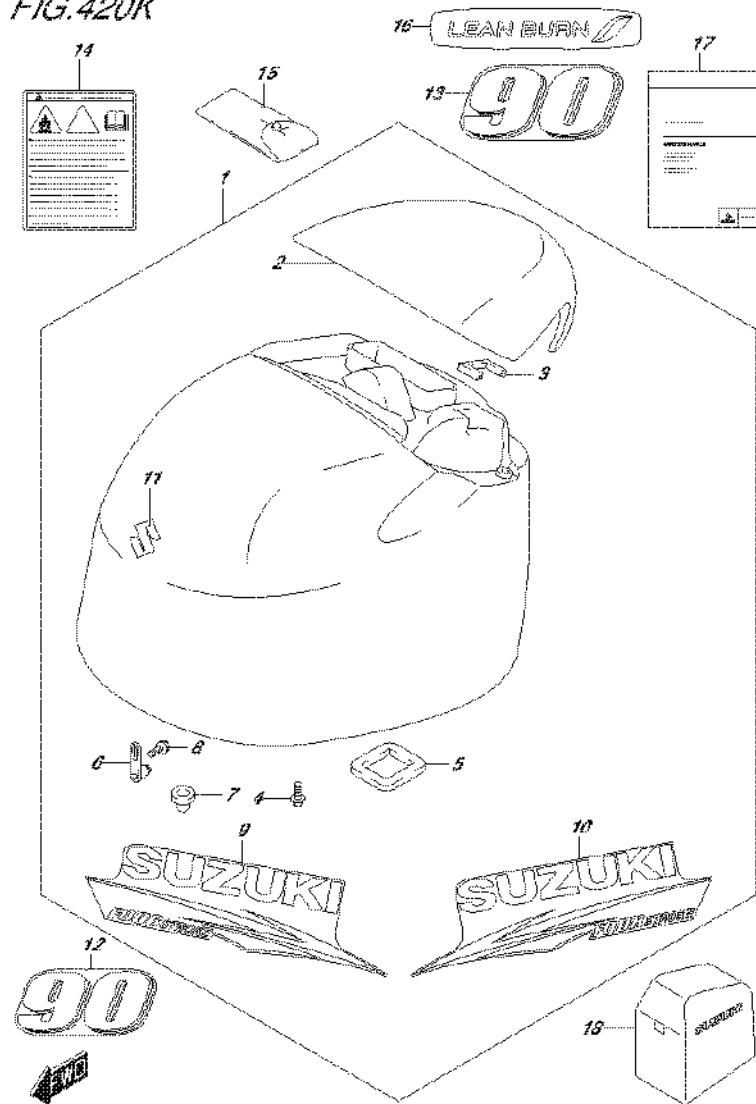
DF90A\_E01\_016\_420J  
ENGINE COVER

FIG.420J (2-G-7) ENGINE COVER (DF90ATH E01)

REF NO.	PART NO.	DESCRIPTION	Q'TY	REMARKS
1	61400-87Y80-0EP	COVER SET, ENGINE (BLACK)	1	
2	61431-87L21-0EP	.HANDLE, TILT UP (BLACK)	1	
3	61439-87L00	.SEAL, TILT UP HANDLE	1	
4	01550-06167	.BOLT	4	
5	61476-87L00	.SEAL, AIR VENT	1	
6	61610-93J00	.FASTENER	2	
7	09329-10022	.CUSHION	2	
8	01550-06127	.BOLT	2	
9	61443-87L20	.STRIPE, ENGINE COVER STBD	1	
10	61453-87L20	.STRIPE, ENGINE COVER PORT	1	
11	68111-18G20	.EMBLEM (S)	1	
12	61422-87L70	MARK, EMBLEM FRONT (90)	1	
13	61435-87L70	MARK, EMBLEM REAR (90)	1	
14	61458-90J00	LABEL, ENGINE COVER	1	
15	09800-81840	TOOL SET	1	
16	61471-98J00	DECAL, LEANBURN	1	
17	99011-87L40-059	MANUAL, OWNER'S	1	
18	68110-87L00	COVER, WEATHER	1	OPT

DF90A\_E01\_016

FIG.420K



DF90A\_E01\_016\_420K  
ENGINE COVER

FIG.420K (2-G-8) ENGINE COVER (DF90ATH E40)

REF NO.	PART NO.	DESCRIPTION	Q'TY	REMARKS
1	61400-87Y80-0EP	COVER SET, ENGINE (BLACK)	1	
2	61431-87L21-0EP	.HANDLE, TILT UP (BLACK)	1	
3	61439-87L00	.SEAL, TILT UP HANDLE	1	
4	01550-06167	.BOLT	4	
5	61476-87L00	.SEAL, AIR VENT	1	
6	61610-93J00	.FASTENER	2	
7	09329-10022	.CUSHION	2	
8	01550-06127	.BOLT	2	
9	61443-87L20	.STRIPE, ENGINE COVER STBD	1	
10	61453-87L20	.STRIPE, ENGINE COVER PORT	1	
11	68111-18G20	.EMBLEM (S)	1	
12	61422-87L70	MARK, EMBLEM FRONT (90)	1	
13	61435-87L70	MARK, EMBLEM REAR (90)	1	
14	61458-90J00	LABEL, ENGINE COVER	1	
15	09800-81840	TOOL SET	1	
16	61471-98J00	DECAL, LEANBURN	1	
17	99011-87L40-059	MANUAL, OWNER'S	1	
18	68110-87L00	COVER, WEATHER	1	OPT

DF90A\_E01\_016

FIG.432A

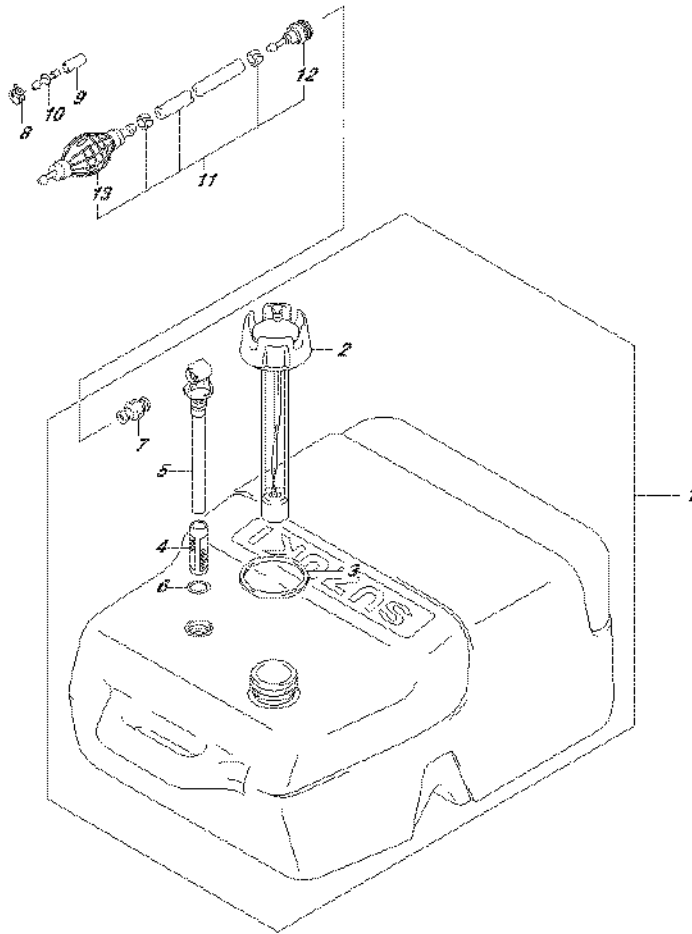


FIG.432A (2-G-9) FUEL TANK

REF NO.	PART NO.	DESCRIPTION	Q'TY	REMARKS
1	65000-95D01	TANK ASSY, FUEL (25L)	1	
2	65520-95D01	.CAP ASSY, FUEL TANK	1	
3	65561-95D00	.GASKET, TANK CAP	1	
4	65831-95D00	.FILTER, OUTLET	1	
5	65890-95D00	.OUTLET ASSY	1	
6	65892-95D00	.O RING, FUEL OUTLET	1	
7	65740-95D01	.PLUG, FUEL CONNECTOR	1	
8	09401-11423	CLIP	1	
9	09251-07003	CAP (OD:11.5)	1	
10	09367-08001	JOINT	1	
11	65700-90J14	HOSE, FUEL (TANK TO ENGINE)	1	
12	65750-955L0	.SOCKET, FUEL HOSE	1	
13	65770-90J11	.PUMP, SQUEEZE	1	

FIG.442A

FIG.442A (2-G-10) DRAG LINK (DF70A E01)

REF NO.	PART NO.	DESCRIPTION	Q'TY	REMARKS
1	41161-94400	SEAL, STEERING CABLE	1	
2	67701-87L01	LINK, DRAG	1	
3	67721-87L00	.SPACER	1	
4	67725-99E10	.BOLT, DRAG LINK	1	
5	67726-99E00	.NUT	2	
6	67728-99E00	.WASHER	4	
7	67467-89J01	CONNECTOR, REMOCON CABLE	2	
8	09385-06012	CLIP	2	
9	09160-06055	WASHER (7X12X1)	2	

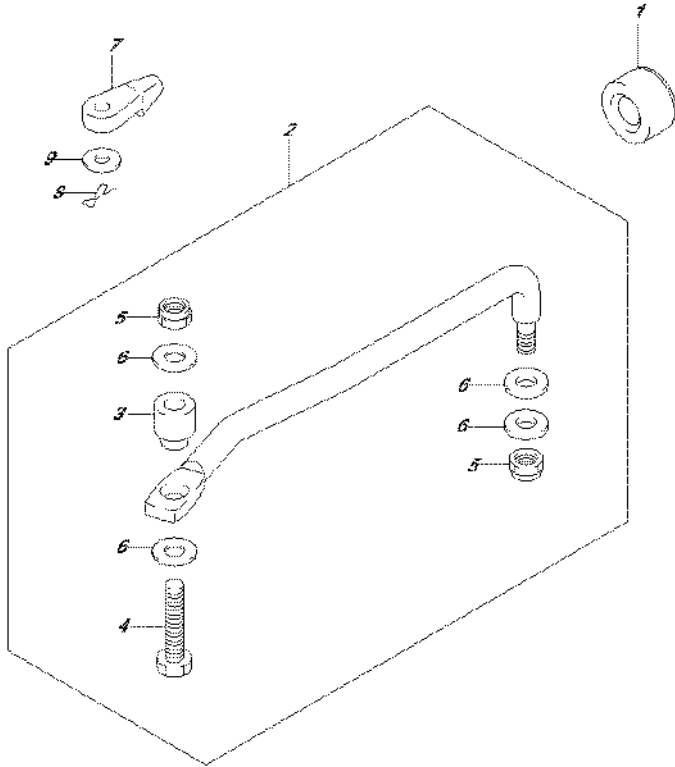


FIG.442B

FIG.442B (2-G-11) DRAG LINK (DF70A E40)

REF NO.	PART NO.	DESCRIPTION	Q'TY	REMARKS
1	41161-94400	SEAL, STEERING CABLE	1	
2	67701-87L01	LINK, DRAG	1	
3	67721-87L00	.SPACER	1	
4	67725-99E10	.BOLT, DRAG LINK	1	
5	67726-99E00	.NUT	2	
6	67728-99E00	.WASHER	4	
7	67467-89J01	CONNECTOR, REMOCON CABLE	2	
8	09385-06012	CLIP	2	
9	09160-06055	WASHER (7X12X1)	2	

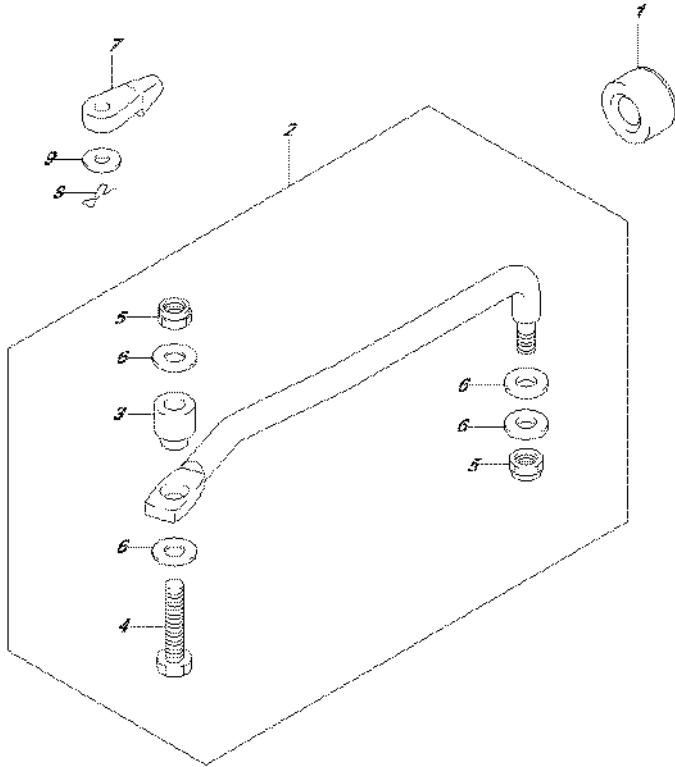


FIG.442C

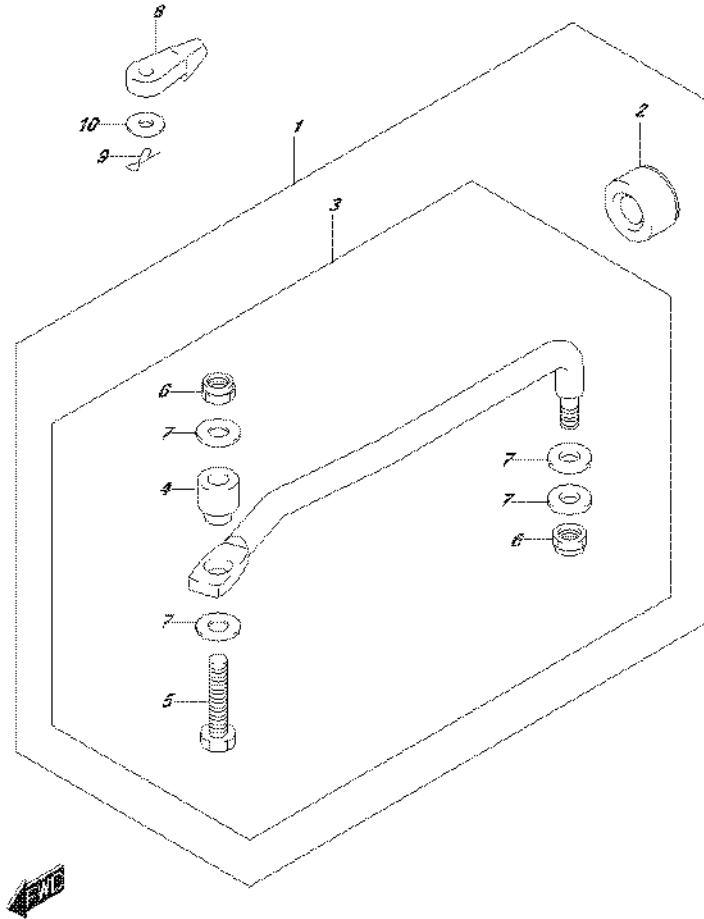


FIG.442C (2-G-12) DRAG LINK (DF70ATH E01)

REF NO.	PART NO.	DESCRIPTION	Q'TY	REMARKS
1	67700-87L01	LINK SET, DRAG	1	OPT
2	41161-94400	..SEAL, STEERING CABLE	1	OPT
3	67701-87L01	..LINK, DRAG	1	OPT
4	67721-87L00	..SPACER	1	OPT
5	67725-99E10	..BOLT, DRAG LINK	1	OPT
6	67726-99E00	..NUT	2	OPT
7	67728-99E00	..WASHER	4	OPT
8	67467-89J01	CONNECTOR, REMOCON CABLE	2	
9	09385-06012	CLIP	2	
10	09160-06055	WASHER (7X12X1)	2	



FIG.442D

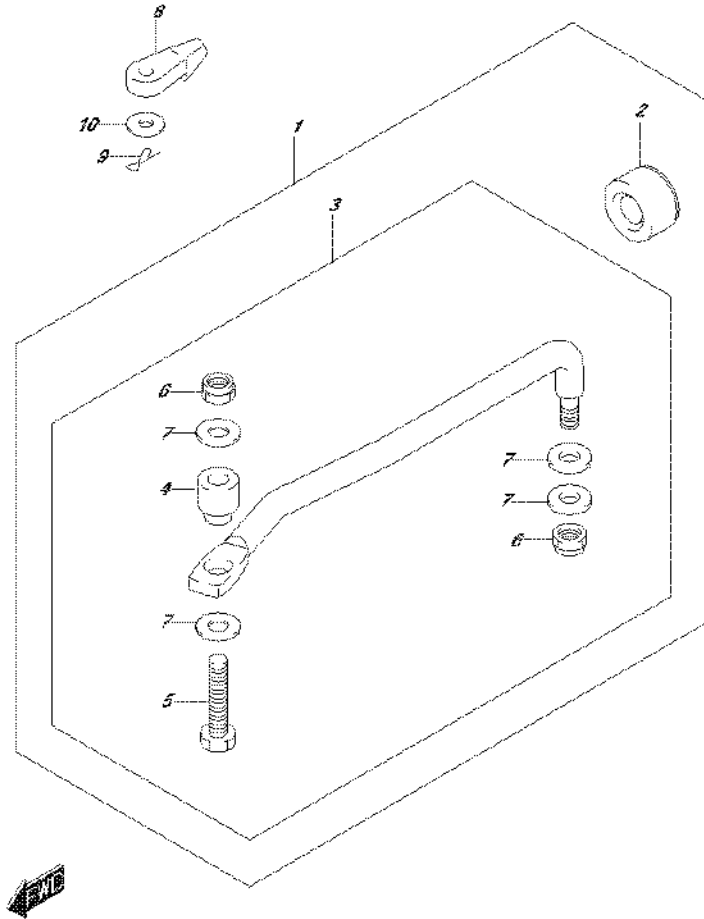


FIG.442D (2-G-13) DRAG LINK (DF70ATH E40)

REF NO.	PART NO.	DESCRIPTION	Q'TY	REMARKS
1	67700-87L01	LINK SET, DRAG	1	OPT
2	41161-94400	..SEAL, STEERING CABLE	1	OPT
3	67701-87L01	..LINK, DRAG	1	OPT
4	67721-87L00	..SPACER	1	OPT
5	67725-99E10	..BOLT, DRAG LINK	1	OPT
6	67726-99E00	..NUT	2	OPT
7	67728-99E00	..WASHER	4	OPT
8	67467-89J01	CONNECTOR, REMOCON CABLE	2	
9	09385-06012	CLIP	2	
10	09160-06055	WASHER (7X12X1)	2	

FIG.442E

FIG.442E (2-G-14) DRAG LINK (DF80A E01)

REF NO.	PART NO.	DESCRIPTION	Q'TY	REMARKS
1	41161-94400	SEAL, STEERING CABLE	1	
2	67701-87L01	LINK, DRAG	1	
3	67721-87L00	.SPACER	1	
4	67725-99E10	.BOLT, DRAG LINK	1	
5	67726-99E00	.NUT	2	
6	67728-99E00	.WASHER	4	
7	67467-89J01	CONNECTOR, REMOCON CABLE	2	
8	09385-06012	CLIP	2	
9	09160-06055	WASHER (7X12X1)	2	

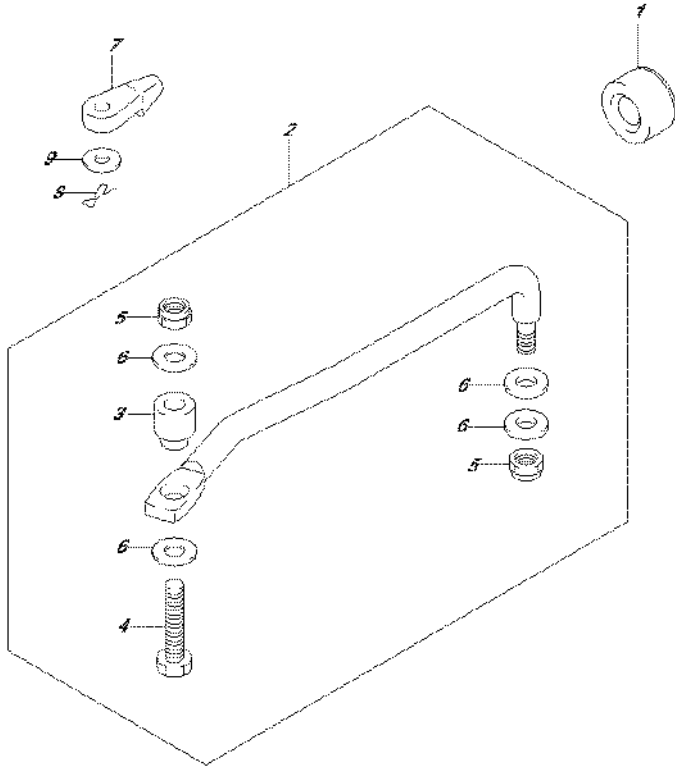


FIG.442F

FIG.442F (2-G-15) DRAG LINK (DF80A E40)

REF NO.	PART NO.	DESCRIPTION	Q'TY	REMARKS
1	41161-94400	SEAL, STEERING CABLE	1	
2	67701-87L01	LINK, DRAG	1	
3	67721-87L00	.SPACER	1	
4	67725-99E10	.BOLT, DRAG LINK	1	
5	67726-99E00	.NUT	2	
6	67728-99E00	.WASHER	4	
7	67467-89J01	CONNECTOR, REMOCON CABLE	2	
8	09385-06012	CLIP	2	
9	09160-06055	WASHER (7X12X1)	2	

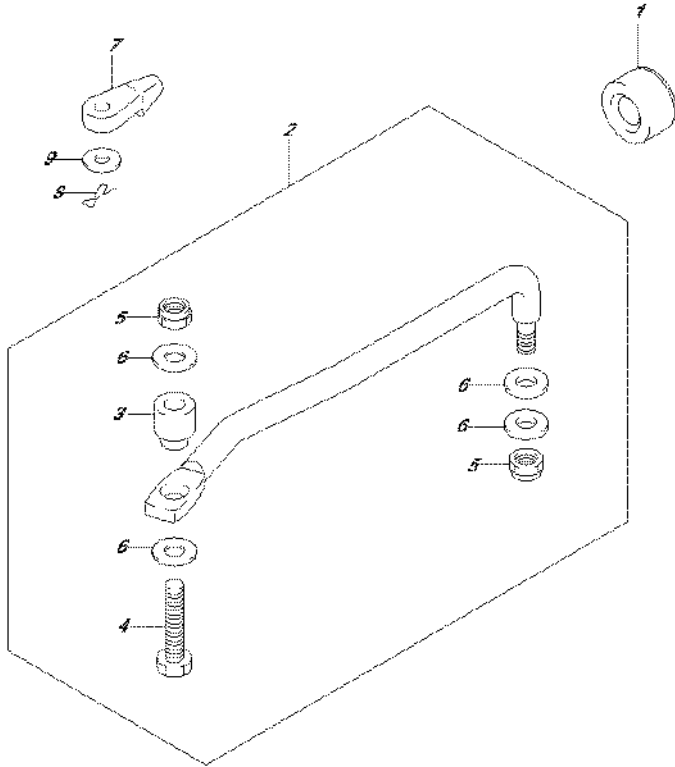


FIG.442G

FIG.442G (2-H-2) DRAG LINK (DF90A E01)

REF NO.	PART NO.	DESCRIPTION	Q'TY	REMARKS
1	41161-94400	SEAL, STEERING CABLE	1	
2	67701-87L01	LINK, DRAG	1	
3	67721-87L00	.SPACER	1	
4	67725-99E10	.BOLT, DRAG LINK	1	
5	67726-99E00	.NUT	2	
6	67728-99E00	.WASHER	4	
7	67467-89J01	CONNECTOR, REMOCON CABLE	2	
8	09385-06012	CLIP	2	
9	09160-06055	WASHER (7X12X1)	2	

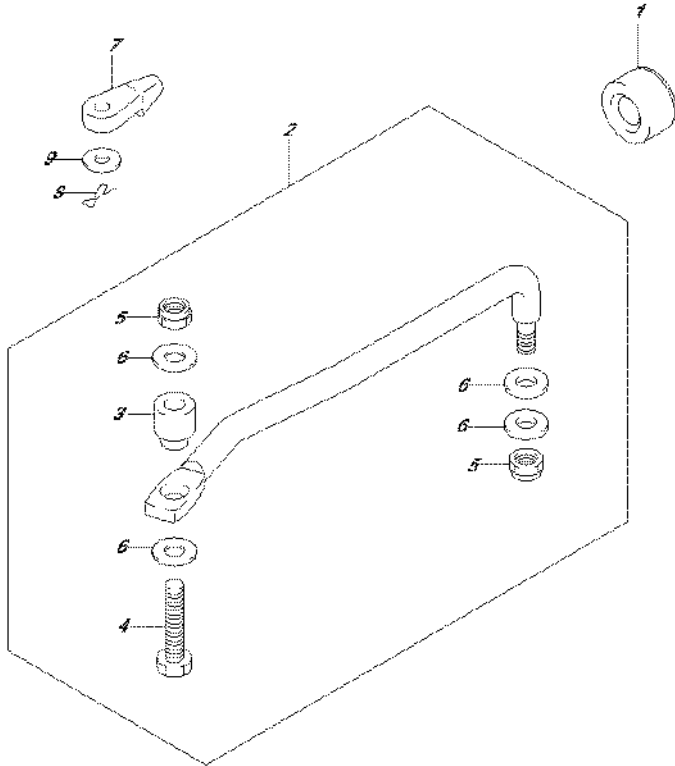


FIG.442H

FIG.442H (2-H-3) DRAG LINK (DF90A E40)

REF NO.	PART NO.	DESCRIPTION	Q'TY	REMARKS
1	41161-94400	SEAL, STEERING CABLE	1	
2	67701-87L01	LINK, DRAG	1	
3	67721-87L00	.SPACER	1	
4	67725-99E10	.BOLT, DRAG LINK	1	
5	67726-99E00	.NUT	2	
6	67728-99E00	.WASHER	4	
7	67467-89J01	CONNECTOR, REMOCON CABLE	2	
8	09385-06012	CLIP	2	
9	09160-06055	WASHER (7X12X1)	2	

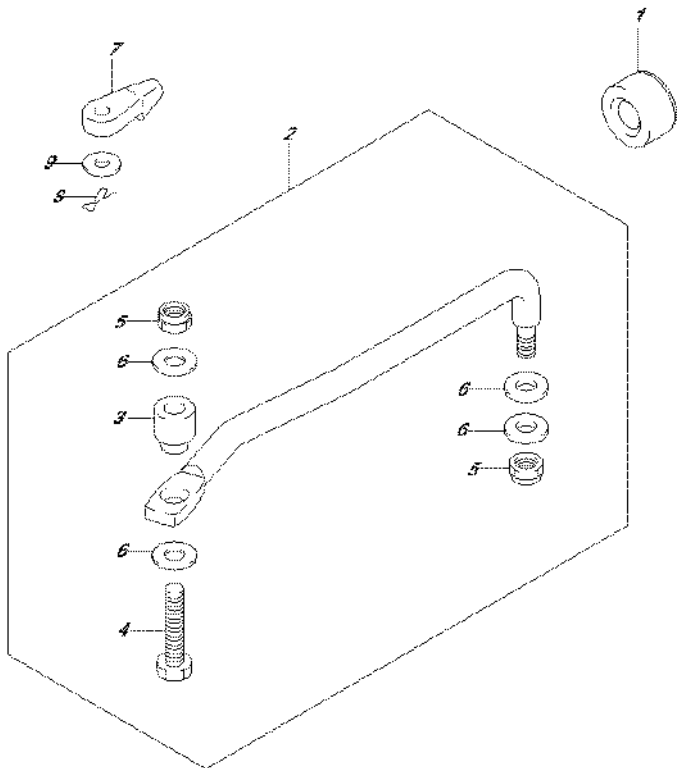


FIG.442J

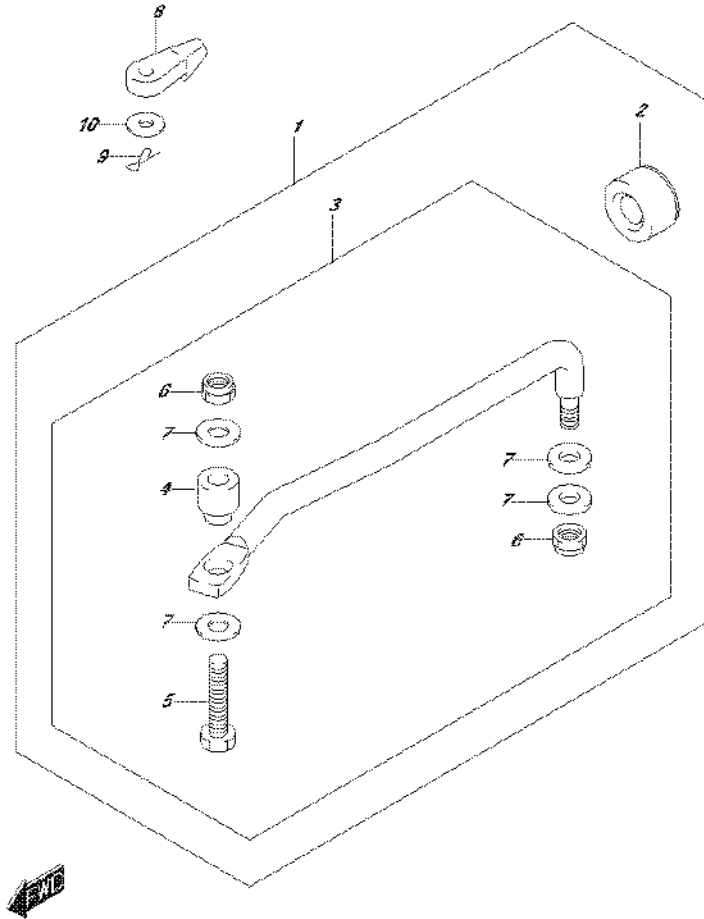


FIG.442J (2-H-4) DRAG LINK (DF90ATH E01)

REF NO.	PART NO.	DESCRIPTION	Q'TY	REMARKS
1	67700-87L01	LINK SET, DRAG	1	OPT
2	41161-94400	..SEAL, STEERING CABLE	1	OPT
3	67701-87L01	..LINK, DRAG	1	OPT
4	67721-87L00	..SPACER	1	OPT
5	67725-99E10	..BOLT, DRAG LINK	1	OPT
6	67726-99E00	..NUT	2	OPT
7	67728-99E00	..WASHER	4	OPT
8	67467-89J01	CONNECTOR, REMOCON CABLE	2	
9	09385-06012	CLIP	2	
10	09160-06055	WASHER (7X12X1)	2	

FIG.442K

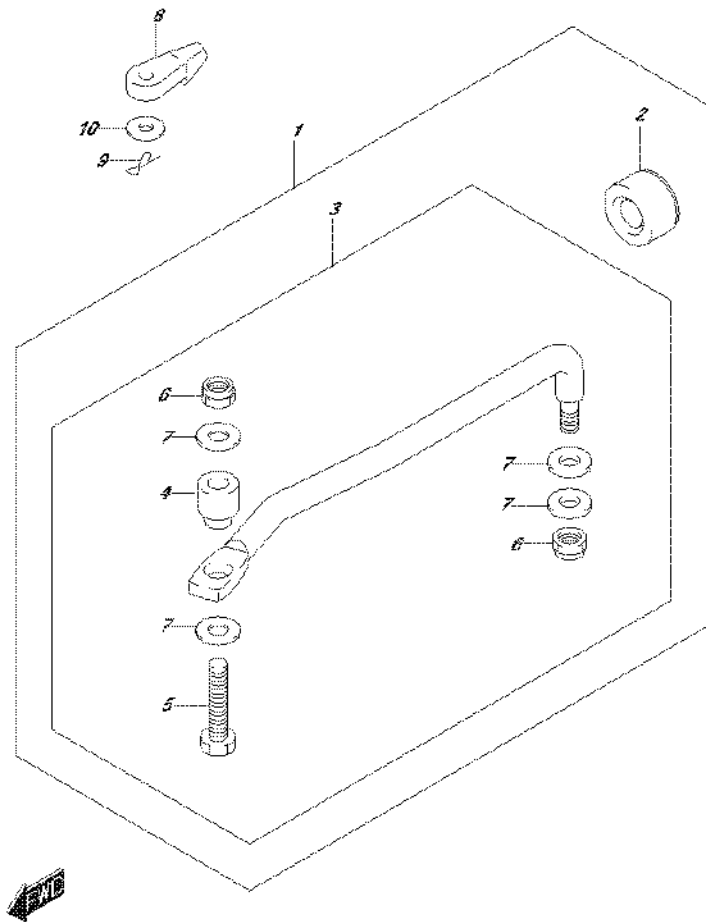


FIG.442K (2-H-5) DRAG LINK (DF90ATH E40)

REF NO.	PART NO.	DESCRIPTION	Q'TY	REMARKS
1	67700-87L01	LINK SET, DRAG	1	OPT
2	41161-94400	..SEAL, STEERING CABLE	1	OPT
3	67701-87L01	..LINK, DRAG	1	OPT
4	67721-87L00	..SPACER	1	OPT
5	67725-99E10	..BOLT, DRAG LINK	1	OPT
6	67726-99E00	..NUT	2	OPT
7	67728-99E00	..WASHER	4	OPT
8	67467-89J01	CONNECTOR, REMOCON CABLE	2	
9	09385-06012	CLIP	2	
10	09160-06055	WASHER (7X12X1)	2	

FIG.444A

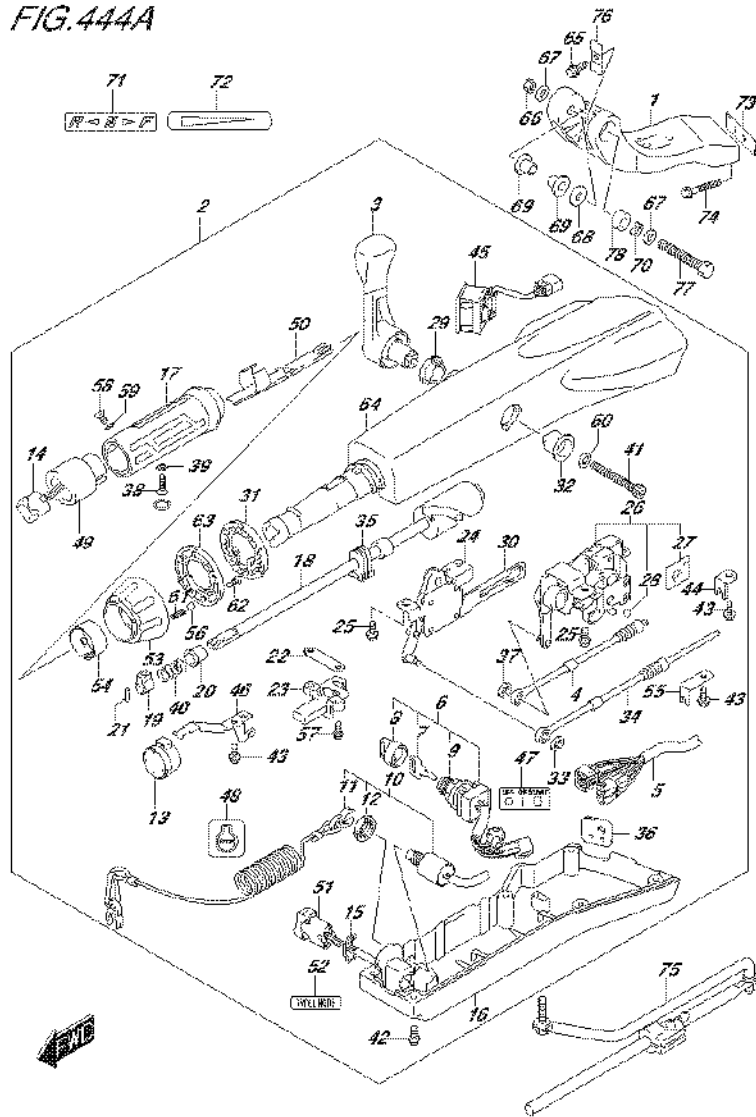
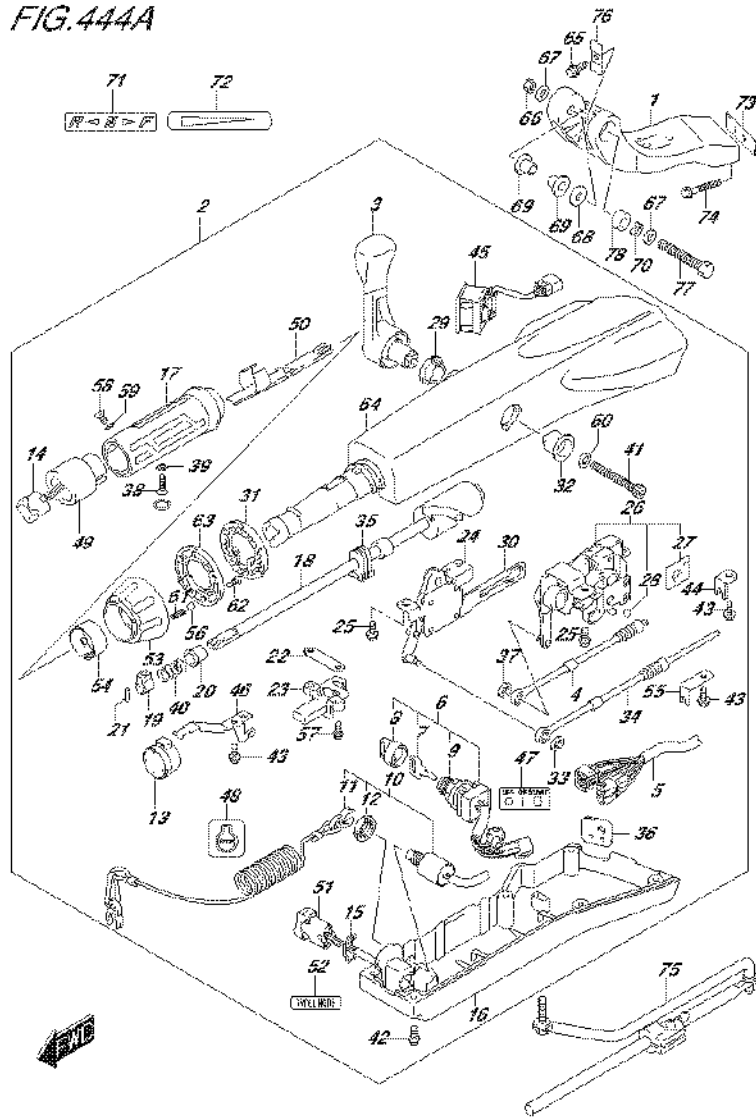


FIG.444A (2-H-6) TILLER HANDLE (DF70ATH E01)

REF NO.	PART NO.	DESCRIPTION	Q'TY	REMARKS
1	43761-88L01-OEP	BRACKET, TILLER HANDLE (BLACK)	1	
2	63110-87L11-OEP	HANDLE ASSY, TILLER (BLACK)	1	
3	21110-88L00	LEVER, SHIFT	1	
4	23230-90J10	CABLE, SHIFT	1	
5	36620-87L00	WIRE ASSY, HARNESS	1	
6	37110-87L01	SWITCH ASSY, IGNITION	1	
7-1	37141-99E00	..KEY (931)	1	
7-2	37141-99E10	..KEY (932)	1	
7-3	37141-99E20	..KEY (933)	1	
7-4	37141-99E30	..KEY (934)	1	
7-5	37141-99E40	..KEY (935)	1	
7-6	37141-99E50	..KEY (936)	1	
7-7	37141-99E60	..KEY (937)	1	
7-8	37141-99E70	..KEY (938)	1	
7-9	37141-99E80	..KEY (939)	1	
7-10	37141-99E90	..KEY (940)	1	
7-11	37141-99EA0	..KEY (941)	1	
7-12	37141-99EB0	..KEY (942)	1	
8	37143-99E00	..CAP, KEY	1	
9	37149-93J00	..CAP, CYLINDER BODY	1	
10	37820-87L01	SWITCH ASSY, EMERGENCY	1	
11	37823-92E01	..PLATE, LOCK	1	
12	37826-92J00	..NUT	1	
13	38500-93J90	BUZZER	1	
14	37850-87L00	SWITCH ASSY, PTT	1	
15	37852-87J00	PLATE, TRIM SWITCH	1	
16	63121-88L00	COVER, UNDER	1	
17	63210-88L00	GRIP, HANDLE	1	
18	63221-88L00	SHAFT, THROTTLE	1	
19	63223-92D00	STOPPER, HANDLE ROD	1	
20	63225-88L00	BUSH, HANDLE ROD	1	
21	63227-93200	PIN, HANDLE ROD	1	
22	63235-88L00	PLATE, THROTTLE SHAFT	1	
23	63246-88L00	STOPPER THROTTLE ADJ	1	



FIG.444A



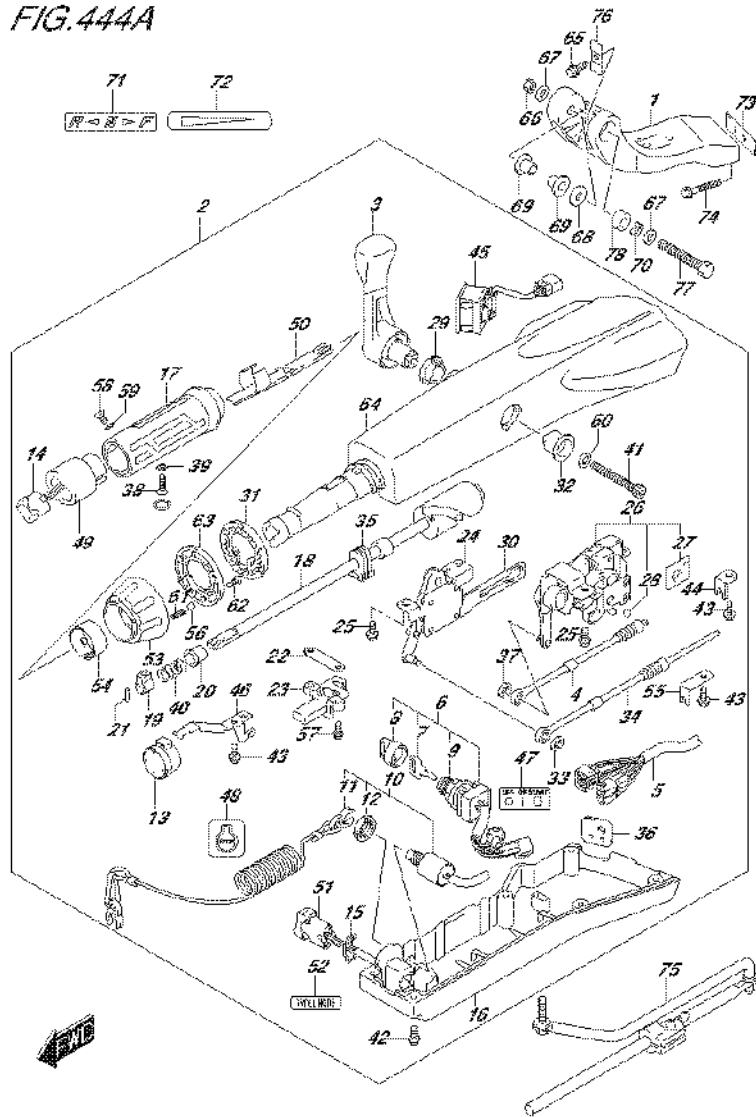
DF90A\_E01\_016\_444A  
TILLER HANDLE

FIG.444A (2-H-7) TILLER HANDLE (DF70ATH E01)

REF NO.	PART NO.	DESCRIPTION	Q'TY	REMARKS
24	63250-88L00	ARM ASSY, THROTTLE	1	
25	63251-87J00	.BOLT, SHIFT GEAR ASSY	4	
26	63260-88L00	.GEAR ASSY, SHIFT	1	
27	63272-87J00	.PLATE, BALL GUIDE	1	
28	63273-87J00	.BALL	1	
29	63262-87J00	.BUSH, SHIFT LEVER	1	
30	63271-87J00	.PLATE, LOCK	1	
31	63248-99J00	.PLATE, THROTTLE ADJ NOTCH	1	
32	63261-87J00	.BUSH, SHIFT GEAR	1	
33	63274-87J00	E RING	1	
34	63610-87J00	.CABLE, THROTTLE	1	
35	37853-88L90	.GROMMET, PTT SWITCH LEAD	1	
36	63626-88L00	.GROMMET, WIRE HARNESS	1	
37	67292-87J00	E RING	2	
38	09126-06015	.SCREW (6X23)	1	
39	09163-06001	.LOCK WASHER	1	
40	09440-12027	.SPRING	1	
41	21112-88L00	.BOLT SHIFT LEVER	1	
42	09125-05047	.SCREW (5X14)	6	
43	63611-88L00	.BOLT CLAMP BRACKET	3	
44	63612-87J00	.BRACKET, CLAMP	1	
45	34200-87L00	.TACHOMETER ASSY, WITH MONITOR	1	
46	36617-88L90	.CLAMP PLATE, MAIN HARNESS	1	
47	37112-88L90	.LABEL, IGNITION SWITCH	1	
48	37835-95D00	.LABEL, STOP	1	
49	37851-88L90	.BASE, PTT SWITCH	1	
50	37852-88L90	.HARNESS, GUIDE	1	
51	37861-87L10	.SWITCH, TROLLING CONTROL	1	
52	37864-88L90	.LABEL, TROLL MODE	1	
53	63244-99J00	.KNOB, THROTTLE ADJ	1	
54	63245-99J00	.BUSH, THROTTLE ADJ	1	
55	63612-88L10	.BRACKET, CLAMP SHIFT	1	

DF90A\_E01\_016

FIG.444A



DF90A\_E01\_016\_444A  
TILLER HANDLE

FIG.444A (2-H-8) TILLER HANDLE (DF70ATH E01)

REF NO.	PART NO.	DESCRIPTION	Q'TY	REMARKS
56	09260-10006	.BALL	1	
57	63251-88L90	.BOLT	2	
58	37855-88L90	.SCREW, THROTTLE GRIP	1	
59	37854-88L90	.WASHER, THROTTLE GRIP	1	
60	63258-88L00	.WASHER	1	
61	09440-06037	.SPRING	1	
62	03522-05169	.SCREW	3	
63	63247-99J00	.PLATE, THROTTLE ADJ KNOB	1	
64	63111-88L00-0EP	.HOUSING, TILLER HANDLE (BLACK)	1	
65	09116-08137	BOLT (8X22)	1	
66	09159-12014	NUT	1	
67	09160-12066	WASHER (12.5X22X2.5)	2	
68	09160-12124	WASHER (12.5X32X1.5)	1	
69	63115-88L00	BUSH, TILLER HANDLE PIVOT	2	
70	09164-13010	WASHER	1	
71	21131-88L00	MARK, CLUTCH SHIFT	1	
72	63215-93110	MARK, HANDLE GRIP	1	
73	43776-87L00	SPACER, STRG BRKT	1	
74	09116-10150	BOLT (10X55)	2	
75	43770-99E03	ADJUSTER ASSY, STEERING	1	
76	63132-88L00	STOPPER, TILLER HANDLE	1	
77	43762-88L00	BOLT TILLER HANDLE PIVOT	1	
78	43768-88L00	SPACER, TILLER HANDLE	1	

DF90A\_E01\_016

FIG.444B

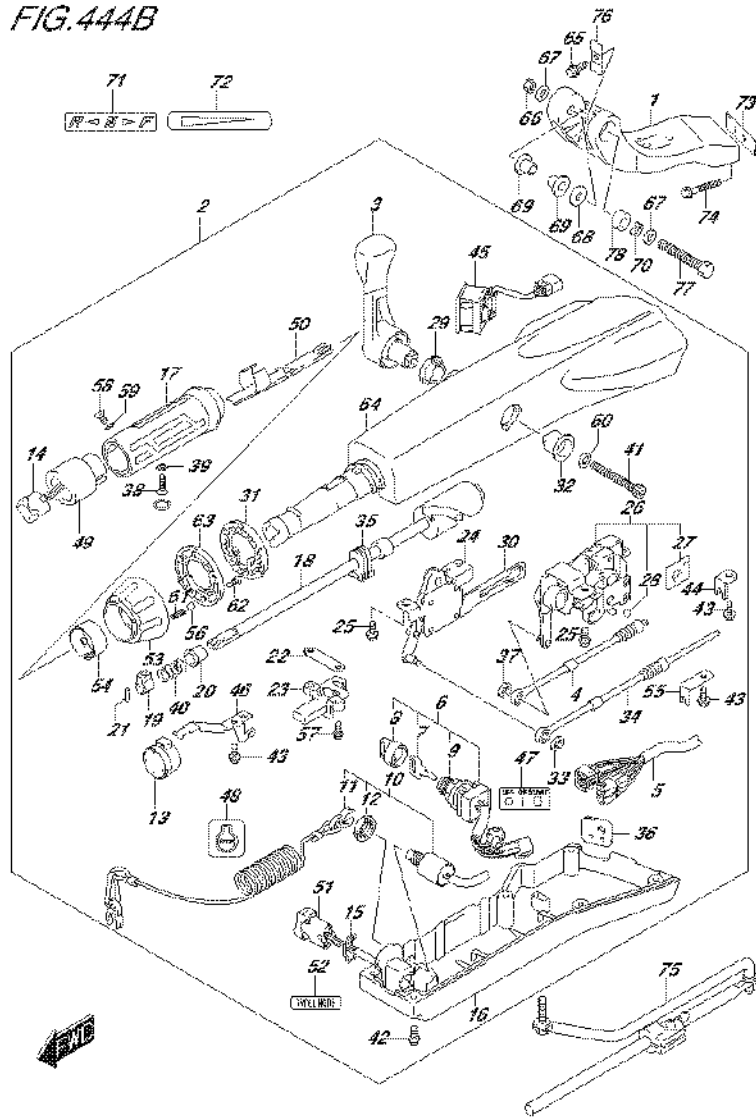


FIG.444B (2-H-9) TILLER HANDLE (DF70ATH E40)

REF NO.	PART NO.	DESCRIPTION	Q'TY	REMARKS
1	43761-88L01-OEP	BRACKET, TILLER HANDLE (BLACK)	1	
2	63110-87L11-OEP	HANDLE ASSY, TILLER (BLACK)	1	
3	21110-88L00	LEVER, SHIFT	1	
4	23230-90J10	CABLE, SHIFT	1	
5	36620-87L00	WIRE ASSY, HARNESS	1	
6	37110-87L01	SWITCH ASSY, IGNITION	1	
7-1	37141-99E00	..KEY (931)	1	
7-2	37141-99E10	..KEY (932)	1	
7-3	37141-99E20	..KEY (933)	1	
7-4	37141-99E30	..KEY (934)	1	
7-5	37141-99E40	..KEY (935)	1	
7-6	37141-99E50	..KEY (936)	1	
7-7	37141-99E60	..KEY (937)	1	
7-8	37141-99E70	..KEY (938)	1	
7-9	37141-99E80	..KEY (939)	1	
7-10	37141-99E90	..KEY (940)	1	
7-11	37141-99EA0	..KEY (941)	1	
7-12	37141-99EB0	..KEY (942)	1	
8	37143-99E00	..CAP, KEY	1	
9	37149-93J00	..CAP, CYLINDER BODY	1	
10	37820-87L01	SWITCH ASSY, EMERGENCY	1	
11	37823-92E01	..PLATE, LOCK	1	
12	37826-92J00	..NUT	1	
13	38500-93J90	BUZZER	1	
14	37850-87L00	SWITCH ASSY, PTT	1	
15	37852-87J00	PLATE, TRIM SWITCH	1	
16	63121-88L00	COVER, UNDER	1	
17	63210-88L00	GRIP, HANDLE	1	
18	63221-88L00	SHAFT, THROTTLE	1	
19	63223-92D00	STOPPER, HANDLE ROD	1	
20	63225-88L00	BUSH, HANDLE ROD	1	
21	63227-93200	PIN, HANDLE ROD	1	
22	63235-88L00	PLATE, THROTTLE SHAFT	1	
23	63246-88L00	STOPPER THROTTLE ADJ	1	

FIG.444B

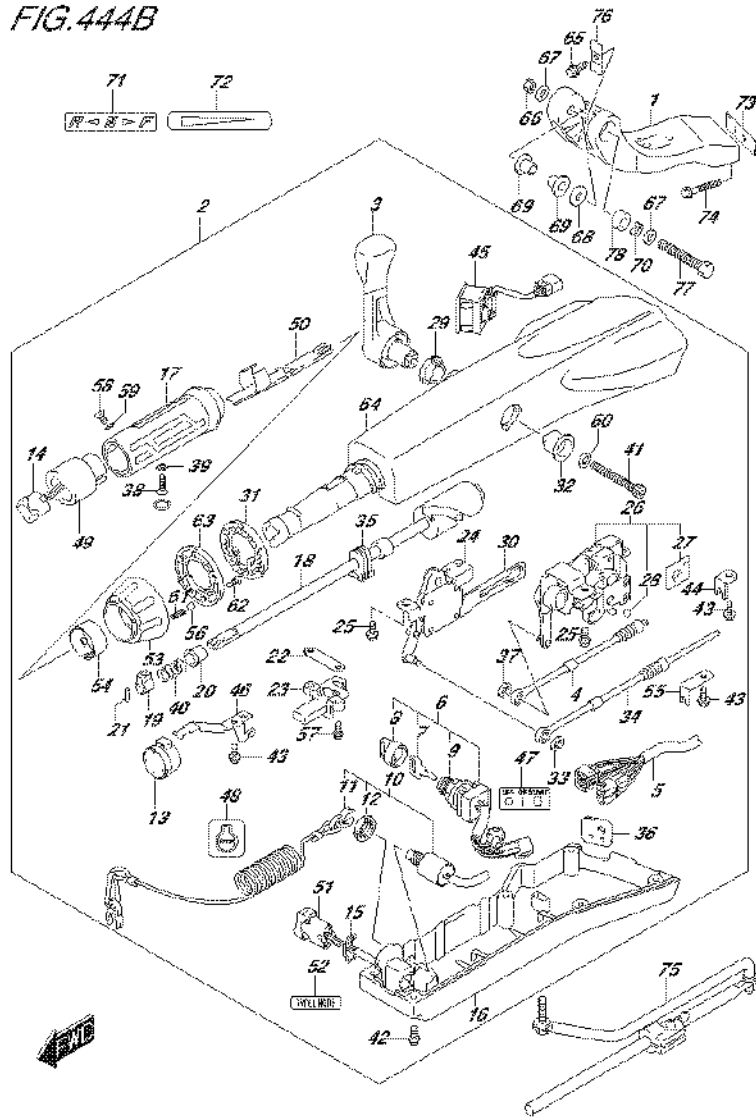
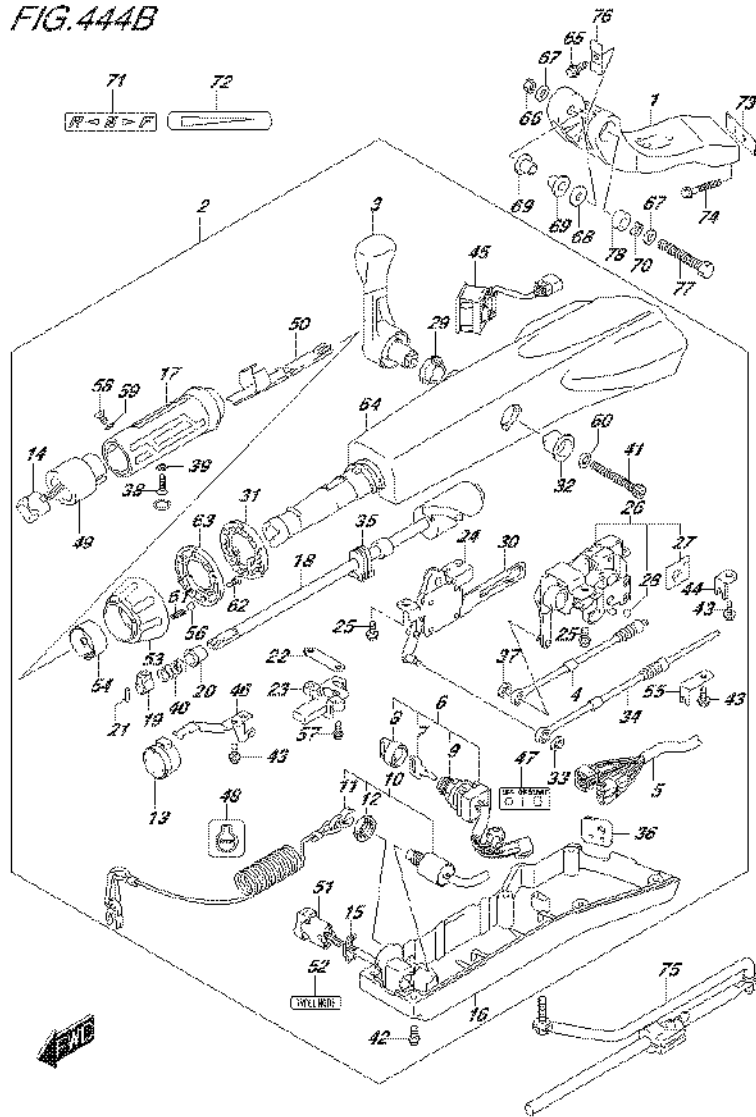


FIG.444B (2-H-10) TILLER HANDLE (DF70ATH E40)

REF NO.	PART NO.	DESCRIPTION	Q'TY	REMARKS
24	63250-88L00	ARM ASSY, THROTTLE	1	
25	63251-87J00	.BOLT, SHIFT GEAR ASSY	4	
26	63260-88L00	.GEAR ASSY, SHIFT	1	
27	63272-87J00	.PLATE, BALL GUIDE	1	
28	63273-87J00	.BALL	1	
29	63262-87J00	.BUSH, SHIFT LEVER	1	
30	63271-87J00	.PLATE, LOCK	1	
31	63248-99J00	.PLATE, THROTTLE ADJ NOTCH	1	
32	63261-87J00	.BUSH, SHIFT GEAR	1	
33	63274-87J00	E RING	1	
34	63610-87J00	.CABLE, THROTTLE	1	
35	37853-88L90	.GROMMET, PTT SWITCH LEAD	1	
36	63626-88L00	.GROMMET, WIRE HARNESS	1	
37	67292-87J00	E RING	2	
38	09126-06015	.SCREW (6X23)	1	
39	09163-06001	.LOCK WASHER	1	
40	09440-12027	.SPRING	1	
41	21112-88L00	.BOLT SHIFT LEVER	1	
42	09125-05047	.SCREW (5X14)	6	
43	63611-88L00	.BOLT CLAMP BRACKET	3	
44	63612-87J00	.BRACKET, CLAMP	1	
45	34200-87L00	.TACHOMETER ASSY, WITH MONITOR	1	
46	36617-88L90	.CLAMP PLATE, MAIN HARNESS	1	
47	37112-88L90	.LABEL, IGNITION SWITCH	1	
48	37835-95D00	.LABEL, STOP	1	
49	37851-88L90	.BASE, PTT SWITCH	1	
50	37852-88L90	.HARNESS, GUIDE	1	
51	37861-87L10	.SWITCH, TROLLING CONTROL	1	
52	37864-88L90	.LABEL, TROLL MODE	1	
53	63244-99J00	.KNOB, THROTTLE ADJ	1	
54	63245-99J00	.BUSH, THROTTLE ADJ	1	
55	63612-88L10	.BRACKET, CLAMP SHIFT	1	

FIG.444B



DF90A\_E01\_016\_444B  
TILLER HANDLE

FIG.444B (2-H-11) TILLER HANDLE (DF70ATH E40)

REF NO.	PART NO.	DESCRIPTION	Q'TY	REMARKS
56	09260-10006	.BALL	1	
57	63251-88L90	.BOLT	2	
58	37855-88L90	.SCREW, THROTTLE GRIP	1	
59	37854-88L90	.WASHER, THROTTLE GRIP	1	
60	63258-88L00	.WASHER	1	
61	09440-06037	.SPRING	1	
62	03522-05169	.SCREW	3	
63	63247-99J00	.PLATE, THROTTLE ADJ KNOB	1	
64	63111-88L00-0EP	.HOUSING, TILLER HANDLE (BLACK)	1	
65	09116-08137	BOLT (8X22)	1	
66	09159-12014	NUT	1	
67	09160-12066	WASHER (12.5X22X2.5)	2	
68	09160-12124	WASHER (12.5X32X1.5)	1	
69	63115-88L00	BUSH, TILLER HANDLE PIVOT	2	
70	09164-13010	WASHER	1	
71	21131-88L00	MARK, CLUTCH SHIFT	1	
72	63215-93110	MARK, HANDLE GRIP	1	
73	43776-87L00	SPACER, STRG BRKT	1	
74	09116-10150	BOLT (10X55)	2	
75	43770-99E03	ADJUSTER ASSY, STEERING	1	
76	63132-88L00	STOPPER, TILLER HANDLE	1	
77	43762-88L00	BOLT TILLER HANDLE PIVOT	1	
78	43768-88L00	SPACER, TILLER HANDLE	1	

DF90A\_E01\_016

FIG.444C

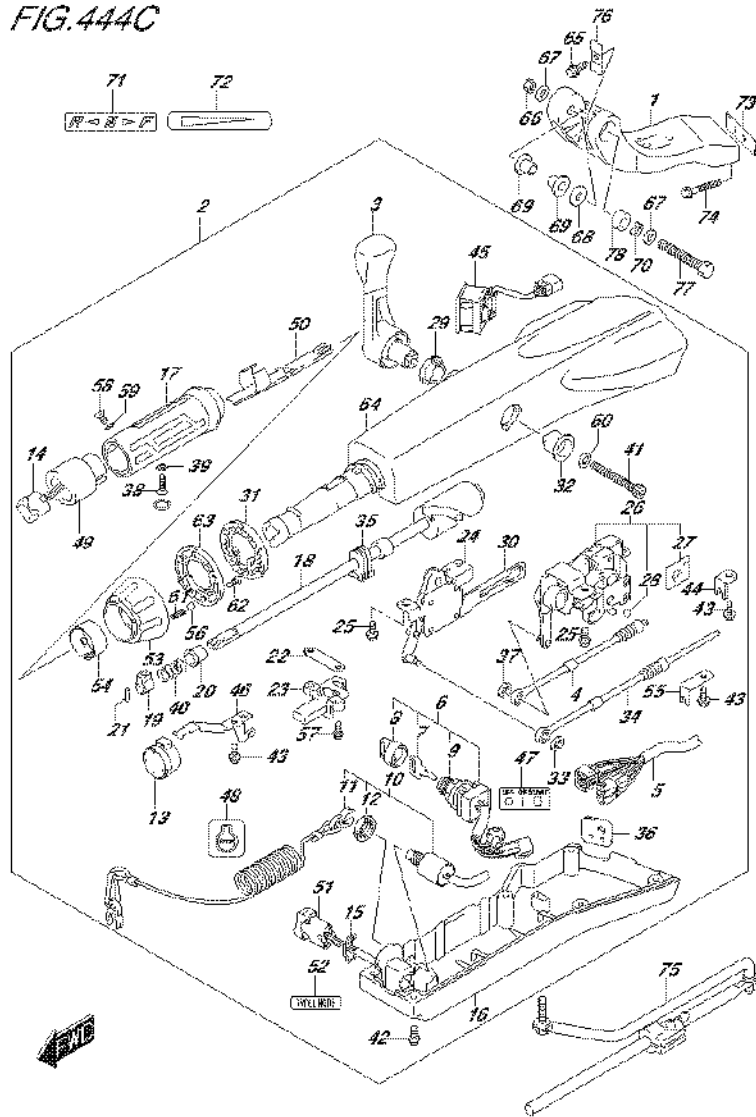
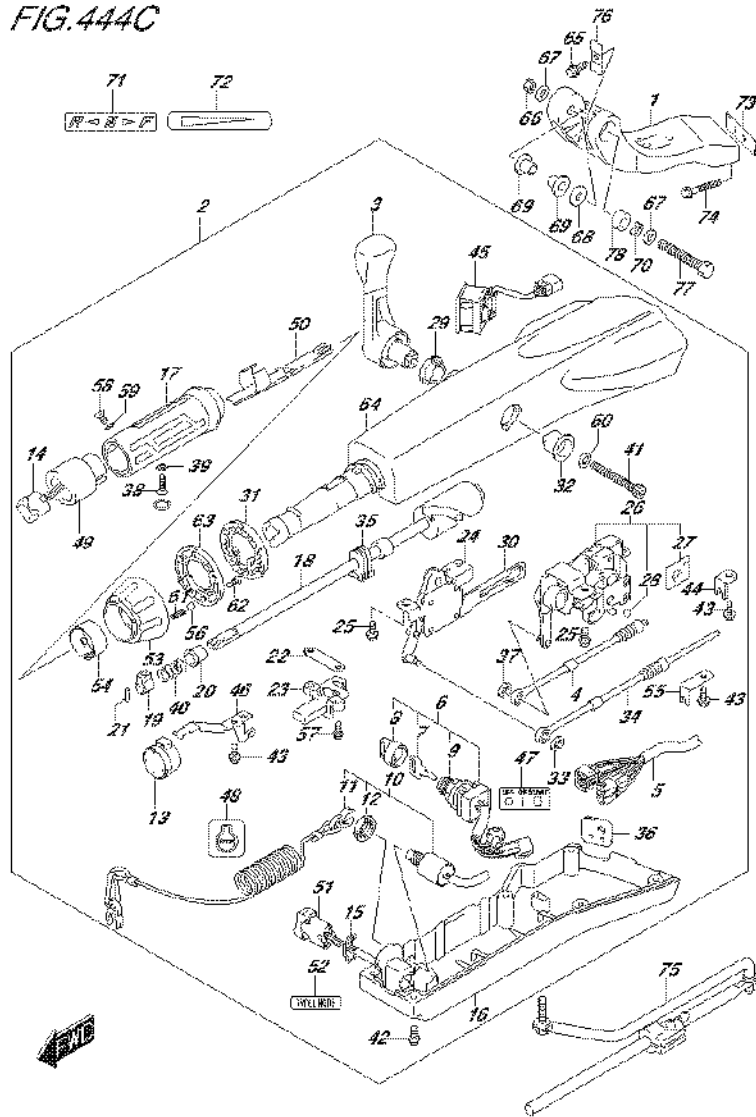


FIG.444C (2-H-12) TILLER HANDLE (DF90ATH E01)

REF NO.	PART NO.	DESCRIPTION	Q'TY	REMARKS
1	43761-88L01-OEP	BRACKET, TILLER HANDLE (BLACK)	1	
2	63110-87L11-OEP	HANDLE ASSY, TILLER (BLACK)	1	
3	21110-88L00	LEVER, SHIFT	1	
4	23230-90J10	CABLE, SHIFT	1	
5	36620-87L00	WIRE ASSY, HARNESS	1	
6	37110-87L01	SWITCH ASSY, IGNITION	1	
7-1	37141-99E00	..KEY (931)	1	
7-2	37141-99E10	..KEY (932)	1	
7-3	37141-99E20	..KEY (933)	1	
7-4	37141-99E30	..KEY (934)	1	
7-5	37141-99E40	..KEY (935)	1	
7-6	37141-99E50	..KEY (936)	1	
7-7	37141-99E60	..KEY (937)	1	
7-8	37141-99E70	..KEY (938)	1	
7-9	37141-99E80	..KEY (939)	1	
7-10	37141-99E90	..KEY (940)	1	
7-11	37141-99EA0	..KEY (941)	1	
7-12	37141-99EB0	..KEY (942)	1	
8	37143-99E00	..CAP, KEY	1	
9	37149-93J00	..CAP, CYLINDER BODY	1	
10	37820-87L01	SWITCH ASSY, EMERGENCY	1	
11	37823-92E01	..PLATE, LOCK	1	
12	37826-92J00	..NUT	1	
13	38500-93J90	BUZZER	1	
14	37850-87L00	SWITCH ASSY, PTT	1	
15	37852-87J00	PLATE, TRIM SWITCH	1	
16	63121-88L00	COVER, UNDER	1	
17	63210-88L00	GRIP, HANDLE	1	
18	63221-88L00	SHAFT, THROTTLE	1	
19	63223-92D00	STOPPER, HANDLE ROD	1	
20	63225-88L00	BUSH, HANDLE ROD	1	
21	63227-93200	PIN, HANDLE ROD	1	
22	63235-88L00	PLATE, THROTTLE SHAFT	1	
23	63246-88L00	STOPPER THROTTLE ADJ	1	

FIG.444C



DF90A\_E01\_016\_444C  
TILLER HANDLE

FIG.444C (2-H-13) TILLER HANDLE (DF90ATH E01)

REF NO.	PART NO.	DESCRIPTION	Q'TY	REMARKS
24	63250-88L00	ARM ASSY, THROTTLE	1	
25	63251-87J00	.BOLT, SHIFT GEAR ASSY	4	
26	63260-88L00	.GEAR ASSY, SHIFT	1	
27	63272-87J00	.PLATE, BALL GUIDE	1	
28	63273-87J00	.BALL	1	
29	63262-87J00	.BUSH, SHIFT LEVER	1	
30	63271-87J00	.PLATE, LOCK	1	
31	63248-99J00	.PLATE, THROTTLE ADJ NOTCH	1	
32	63261-87J00	.BUSH, SHIFT GEAR	1	
33	63274-87J00	E RING	1	
34	63610-87J00	.CABLE, THROTTLE	1	
35	37853-88L90	.GROMMET, PTT SWITCH LEAD	1	
36	63626-88L00	.GROMMET, WIRE HARNESS	1	
37	67292-87J00	E RING	2	
38	09126-06015	.SCREW (6X23)	1	
39	09163-06001	.LOCK WASHER	1	
40	09440-12027	.SPRING	1	
41	21112-88L00	.BOLT SHIFT LEVER	1	
42	09125-05047	.SCREW (5X14)	6	
43	63611-88L00	.BOLT CLAMP BRACKET	3	
44	63612-87J00	.BRACKET, CLAMP	1	
45	34200-87L00	.TACHOMETER ASSY, WITH MONITOR	1	
46	36617-88L90	.CLAMP PLATE, MAIN HARNESS	1	
47	37112-88L90	.LABEL, IGNITION SWITCH	1	
48	37835-95D00	.LABEL, STOP	1	
49	37851-88L90	.BASE, PTT SWITCH	1	
50	37852-88L90	.HARNESS, GUIDE	1	
51	37861-87L10	.SWITCH, TROLLING CONTROL	1	
52	37864-88L90	.LABEL, TROLL MODE	1	
53	63244-99J00	.KNOB, THROTTLE ADJ	1	
54	63245-99J00	.BUSH, THROTTLE ADJ	1	
55	63612-88L10	.BRACKET, CLAMP SHIFT	1	

DF90A\_E01\_016

FIG.444C

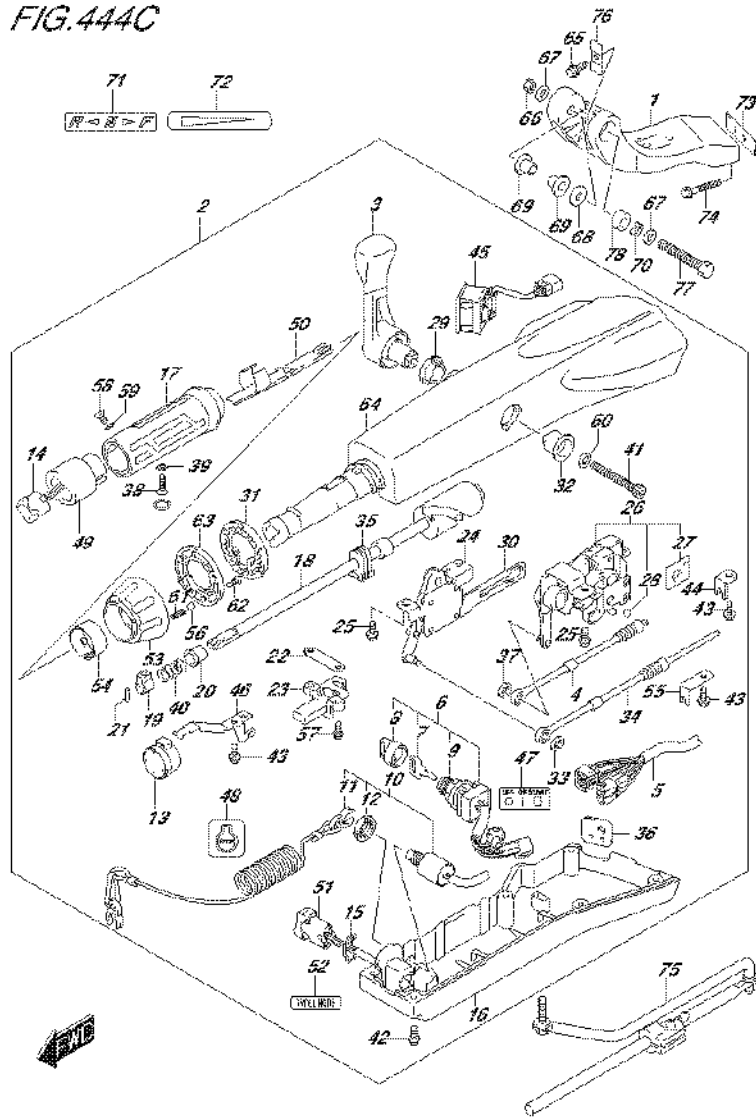
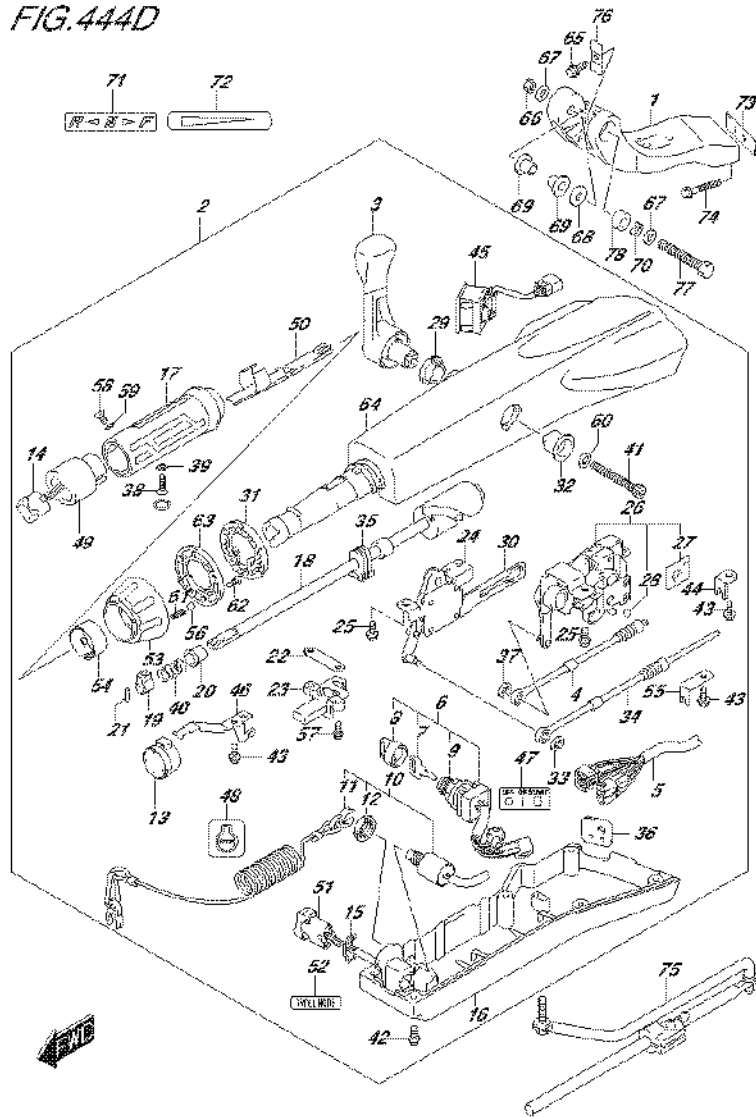


FIG.444C (2-H-14) TILLER HANDLE (DF90ATH E01)

REF NO.	PART NO.	DESCRIPTION	Q'TY	REMARKS
56	09260-10006	.BALL	1	
57	63251-88L90	.BOLT	2	
58	37855-88L90	.SCREW, THROTTLE GRIP	1	
59	37854-88L90	.WASHER, THROTTLE GRIP	1	
60	63258-88L00	.WASHER	1	
61	09440-06037	.SPRING	1	
62	03522-05169	.SCREW	3	
63	63247-99J00	.PLATE, THROTTLE ADJ KNOB	1	
64	63111-88L00-OEP	.HOUSING, TILLER HANDLE (BLACK)	1	
65	09116-08137	BOLT (8X22)	1	
66	09159-12014	NUT	1	
67	09160-12066	WASHER (12.5X22X2.5)	2	
68	09160-12124	WASHER (12.5X32X1.5)	1	
69	63115-88L00	BUSH, TILLER HANDLE PIVOT	2	
70	09164-13010	WASHER	1	
71	21131-88L00	MARK, CLUTCH SHIFT	1	
72	63215-93110	MARK, HANDLE GRIP	1	
73	43776-87L00	SPACER, STRG BRKT	1	
74	09116-10150	BOLT (10X55)	2	
75	43770-99E03	ADJUSTER ASSY, STEERING	1	
76	63132-88L00	STOPPER, TILLER HANDLE	1	
77	43762-88L00	BOLT TILLER HANDLE PIVOT	1	
78	43768-88L00	SPACER, TILLER HANDLE	1	



FIG.444D



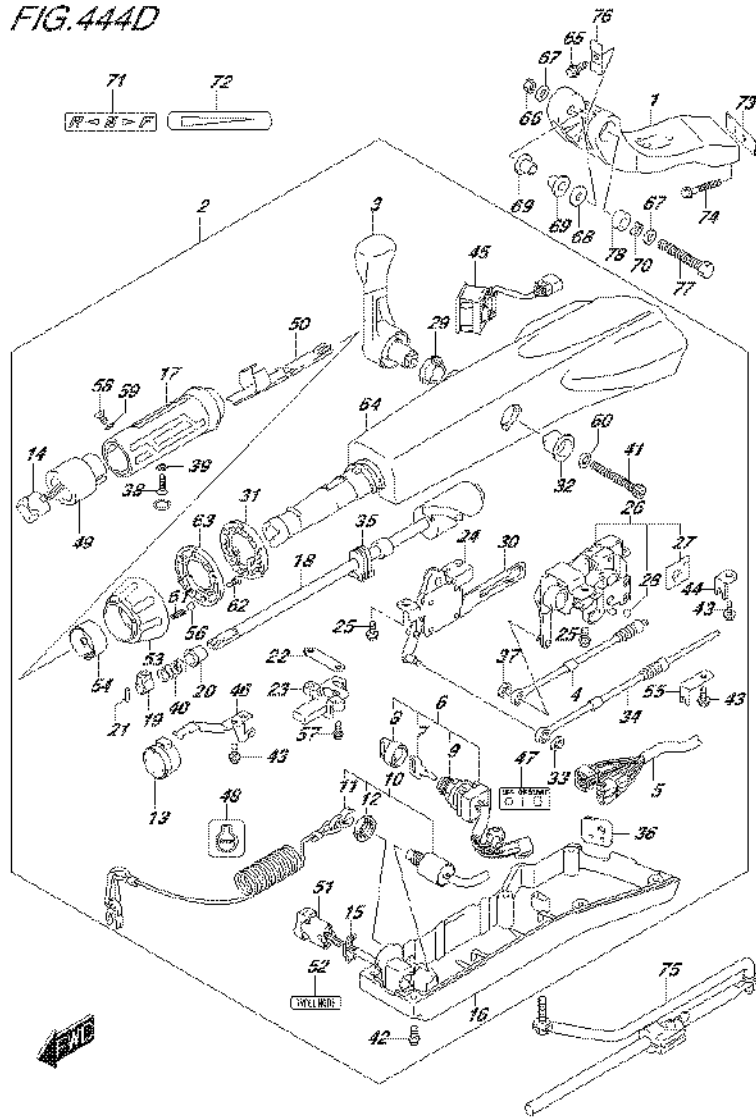
DF90A\_E01\_016\_444D  
TILLER HANDLE

FIG.444D (2-H-15) TILLER HANDLE (DF90ATH E40)

REF NO.	PART NO.	DESCRIPTION	Q'TY	REMARKS
1	43761-88L01-OEP	BRACKET, TILLER HANDLE (BLACK)	1	
2	63110-87L11-OEP	HANDLE ASSY, TILLER (BLACK)	1	
3	21110-88L00	LEVER, SHIFT	1	
4	23230-90J10	CABLE, SHIFT	1	
5	36620-87L00	WIRE ASSY, HARNESS	1	
6	37110-87L01	SWITCH ASSY, IGNITION	1	
7-1	37141-99E00	..KEY (931)	1	
7-2	37141-99E10	..KEY (932)	1	
7-3	37141-99E20	..KEY (933)	1	
7-4	37141-99E30	..KEY (934)	1	
7-5	37141-99E40	..KEY (935)	1	
7-6	37141-99E50	..KEY (936)	1	
7-7	37141-99E60	..KEY (937)	1	
7-8	37141-99E70	..KEY (938)	1	
7-9	37141-99E80	..KEY (939)	1	
7-10	37141-99E90	..KEY (940)	1	
7-11	37141-99EA0	..KEY (941)	1	
7-12	37141-99EB0	..KEY (942)	1	
8	37143-99E00	..CAP, KEY	1	
9	37149-93J00	..CAP, CYLINDER BODY	1	
10	37820-87L01	SWITCH ASSY, EMERGENCY	1	
11	37823-92E01	..PLATE, LOCK	1	
12	37826-92J00	..NUT	1	
13	38500-93J90	BUZZER	1	
14	37850-87L00	SWITCH ASSY, PTT	1	
15	37852-87J00	PLATE, TRIM SWITCH	1	
16	63121-88L00	COVER, UNDER	1	
17	63210-88L00	GRIP, HANDLE	1	
18	63221-88L00	SHAFT, THROTTLE	1	
19	63223-92D00	STOPPER, HANDLE ROD	1	
20	63225-88L00	BUSH, HANDLE ROD	1	
21	63227-93200	PIN, HANDLE ROD	1	
22	63235-88L00	PLATE, THROTTLE SHAFT	1	
23	63246-88L00	STOPPER THROTTLE ADJ	1	

DF90A\_E01\_016

FIG.444D



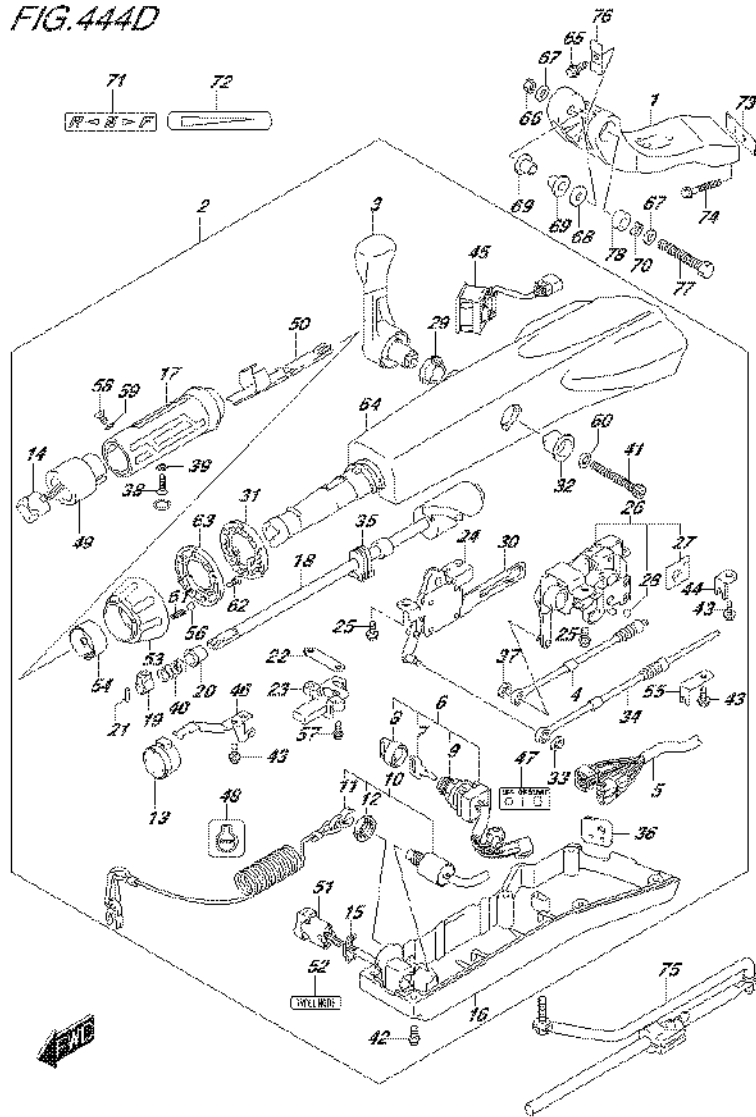
DF90A\_E01\_016\_444D  
TILLER HANDLE

FIG.444D (2-I-2) TILLER HANDLE (DF90ATH E40)

REF NO.	PART NO.	DESCRIPTION	Q'TY	REMARKS
24	63250-88L00	ARM ASSY, THROTTLE	1	
25	63251-87J00	.BOLT, SHIFT GEAR ASSY	4	
26	63260-88L00	.GEAR ASSY, SHIFT	1	
27	63272-87J00	.PLATE, BALL GUIDE	1	
28	63273-87J00	.BALL	1	
29	63262-87J00	.BUSH, SHIFT LEVER	1	
30	63271-87J00	.PLATE, LOCK	1	
31	63248-99J00	.PLATE, THROTTLE ADJ NOTCH	1	
32	63261-87J00	.BUSH, SHIFT GEAR	1	
33	63274-87J00	E RING	1	
34	63610-87J00	.CABLE, THROTTLE	1	
35	37853-88L90	.GROMMET, PTT SWITCH LEAD	1	
36	63626-88L00	.GROMMET, WIRE HARNESS	1	
37	67292-87J00	E RING	2	
38	09126-06015	.SCREW (6X23)	1	
39	09163-06001	.LOCK WASHER	1	
40	09440-12027	.SPRING	1	
41	21112-88L00	.BOLT SHIFT LEVER	1	
42	09125-05047	.SCREW (5X14)	6	
43	63611-88L00	.BOLT CLAMP BRACKET	3	
44	63612-87J00	.BRACKET, CLAMP	1	
45	34200-87L00	.TACHOMETER ASSY, WITH MONITOR	1	
46	36617-88L90	.CLAMP PLATE, MAIN HARNESS	1	
47	37112-88L90	.LABEL, IGNITION SWITCH	1	
48	37835-95D00	.LABEL, STOP	1	
49	37851-88L90	.BASE, PTT SWITCH	1	
50	37852-88L90	.HARNESS, GUIDE	1	
51	37861-87L10	.SWITCH, TROLLING CONTROL	1	
52	37864-88L90	.LABEL, TROLL MODE	1	
53	63244-99J00	.KNOB, THROTTLE ADJ	1	
54	63245-99J00	.BUSH, THROTTLE ADJ	1	
55	63612-88L10	.BRACKET, CLAMP SHIFT	1	

DF90A\_E01\_016

FIG.444D



DF90A\_E01\_016\_444D  
TILLER HANDLE

FIG.444D (2-I-3) TILLER HANDLE (DF90ATH E40)

REF NO.	PART NO.	DESCRIPTION	Q'TY	REMARKS
56	09260-10006	.BALL	1	
57	63251-88L90	.BOLT	2	
58	37855-88L90	.SCREW, THROTTLE GRIP	1	
59	37854-88L90	.WASHER, THROTTLE GRIP	1	
60	63258-88L00	.WASHER	1	
61	09440-06037	.SPRING	1	
62	03522-05169	.SCREW	3	
63	63247-99J00	.PLATE, THROTTLE ADJ KNOB	1	
64	63111-88L00-0EP	.HOUSING, TILLER HANDLE (BLACK)	1	
65	09116-08137	BOLT (8X22)	1	
66	09159-12014	NUT	1	
67	09160-12066	WASHER (12.5X22X2.5)	2	
68	09160-12124	WASHER (12.5X32X1.5)	1	
69	63115-88L00	BUSH, TILLER HANDLE PIVOT	2	
70	09164-13010	WASHER	1	
71	21131-88L00	MARK, CLUTCH SHIFT	1	
72	63215-93110	MARK, HANDLE GRIP	1	
73	43776-87L00	SPACER, STRG BRKT	1	
74	09116-10150	BOLT (10X55)	2	
75	43770-99E03	ADJUSTER ASSY, STEERING	1	
76	63132-88L00	STOPPER, TILLER HANDLE	1	
77	43762-88L00	BOLT TILLER HANDLE PIVOT	1	
78	43768-88L00	SPACER, TILLER HANDLE	1	

DF90A\_E01\_016

FIG.460A

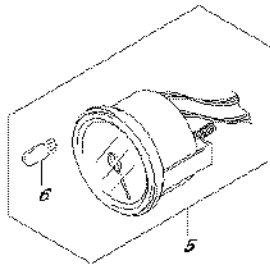
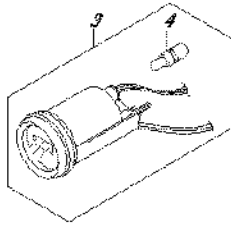
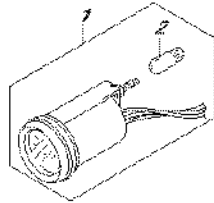


FIG.460A (2-I-4) METER (DF70A E01)

REF NO.	PART NO.	DESCRIPTION	Q'TY	REMARKS
1-1	34800-93J01	METER ASSY, TRIM	1	BLACK
1-2	34800-93J12	METER ASSY, TRIM	1	WHITE
2	09471-12108	.BULB (12V,1.7W)	1	
3-1	34500-93J01	METER ASSY, HOUR	1	BLACK
3-2	34500-93J12	METER ASSY, HOUR	1	WHITE
4	09471-12103	.BULB (12V,3W,T6.5)	1	
5-1	34200-93J01	TACHOMETER ASSY, WITH MONITOR	1	BLACK
5-2	34200-93J13	TACHOMETER ASSY, WITH MONITOR	1	WHITE
6	09471-12077	.BULB (12V,1.7W)	1	

FIG.460B

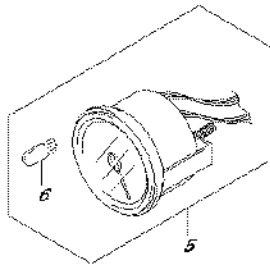
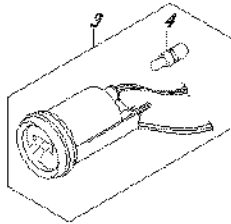
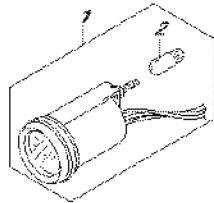


FIG.460B (2-I-5) METER (DF70A E40)

REF NO.	PART NO.	DESCRIPTION	Q'TY	REMARKS
1-1	34800-93J01	METER ASSY, TRIM	1	BLACK
1-2	34800-93J12	METER ASSY, TRIM	1	WHITE
2	09471-12108	.BULB (12V,1.7W)	1	
3-1	34500-93J01	METER ASSY, HOUR	1	BLACK
3-2	34500-93J12	METER ASSY, HOUR	1	WHITE
4	09471-12103	.BULB (12V,3W,T6.5)	1	
5-1	34200-93J01	TACHOMETER ASSY, WITH MONITOR	1	BLACK
5-2	34200-93J13	TACHOMETER ASSY, WITH MONITOR	1	WHITE
6	09471-12077	.BULB (12V,1.7W)	1	

FIG.460C

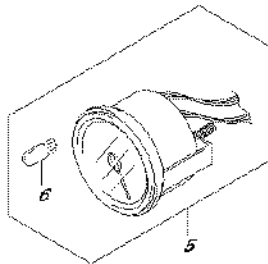
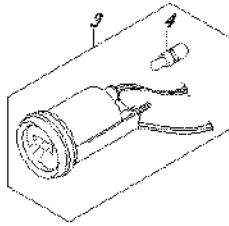
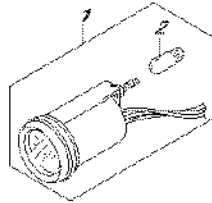


FIG.460C (2-I-6) METER (DF80A E01)

REF NO.	PART NO.	DESCRIPTION	Q'TY	REMARKS
1-1	34800-93J01	METER ASSY, TRIM	1	BLACK
1-2	34800-93J12	METER ASSY, TRIM	1	WHITE
2	09471-12108	.BULB (12V,1.7W)	1	
3-1	34500-93J01	METER ASSY, HOUR	1	BLACK
3-2	34500-93J12	METER ASSY, HOUR	1	WHITE
4	09471-12103	.BULB (12V,3W,T6.5)	1	
5-1	34200-93J01	TACHOMETER ASSY, WITH MONITOR	1	BLACK
5-2	34200-93J13	TACHOMETER ASSY, WITH MONITOR	1	WHITE
6	09471-12077	.BULB (12V,1.7W)	1	

FIG.460D

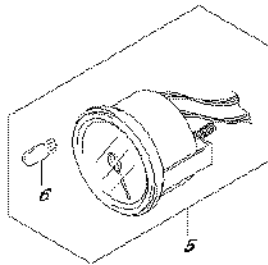
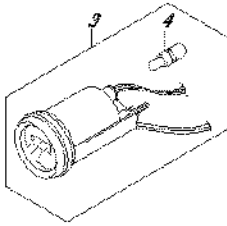
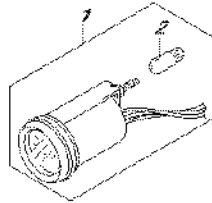


FIG.460D (2-I-7) METER (DF80A E40)

REF NO.	PART NO.	DESCRIPTION	Q'TY	REMARKS
1-1	34800-93J01	METER ASSY, TRIM	1	BLACK
1-2	34800-93J12	METER ASSY, TRIM	1	WHITE
2	09471-12108	.BULB (12V,1.7W)	1	
3-1	34500-93J01	METER ASSY, HOUR	1	BLACK
3-2	34500-93J12	METER ASSY, HOUR	1	WHITE
4	09471-12103	.BULB (12V,3W,T6.5)	1	
5-1	34200-93J01	TACHOMETER ASSY, WITH MONITOR	1	BLACK
5-2	34200-93J13	TACHOMETER ASSY, WITH MONITOR	1	WHITE
6	09471-12077	.BULB (12V,1.7W)	1	

FIG.460E

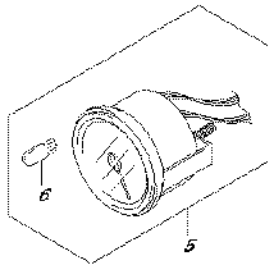
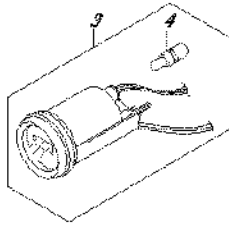
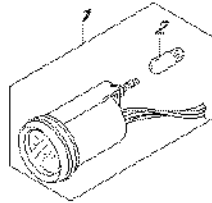


FIG.460E (2-I-8) METER (DF90A E01)

REF NO.	PART NO.	DESCRIPTION	Q'TY	REMARKS
1-1	34800-93J01	METER ASSY, TRIM	1	BLACK
1-2	34800-93J12	METER ASSY, TRIM	1	WHITE
2	09471-12108	.BULB (12V,1.7W)	1	
3-1	34500-93J01	METER ASSY, HOUR	1	BLACK
3-2	34500-93J12	METER ASSY, HOUR	1	WHITE
4	09471-12103	.BULB (12V,3W,T6.5)	1	
5-1	34200-93J01	TACHOMETER ASSY, WITH MONITOR	1	BLACK
5-2	34200-93J13	TACHOMETER ASSY, WITH MONITOR	1	WHITE
6	09471-12077	.BULB (12V,1.7W)	1	



FIG.460F

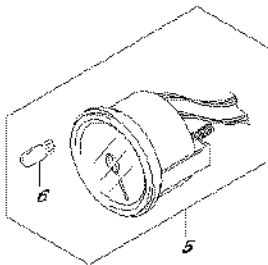
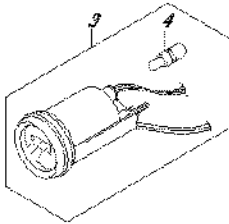
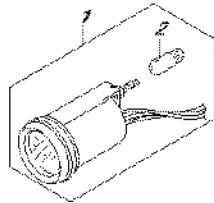


FIG.460F (2-I-9) METER (DF90A E40)

REF NO.	PART NO.	DESCRIPTION	Q'TY	REMARKS
1-1	34800-93J01	METER ASSY, TRIM	1	BLACK
1-2	34800-93J12	METER ASSY, TRIM	1	WHITE
2	09471-12108	.BULB (12V,1.7W)	1	
3-1	34500-93J01	METER ASSY, HOUR	1	BLACK
3-2	34500-93J12	METER ASSY, HOUR	1	WHITE
4	09471-12103	.BULB (12V,3W,T6.5)	1	
5-1	34200-93J01	TACHOMETER ASSY, WITH MONITOR	1	BLACK
5-2	34200-93J13	TACHOMETER ASSY, WITH MONITOR	1	WHITE
6	09471-12077	.BULB (12V,1.7W)	1	

FIG.502A

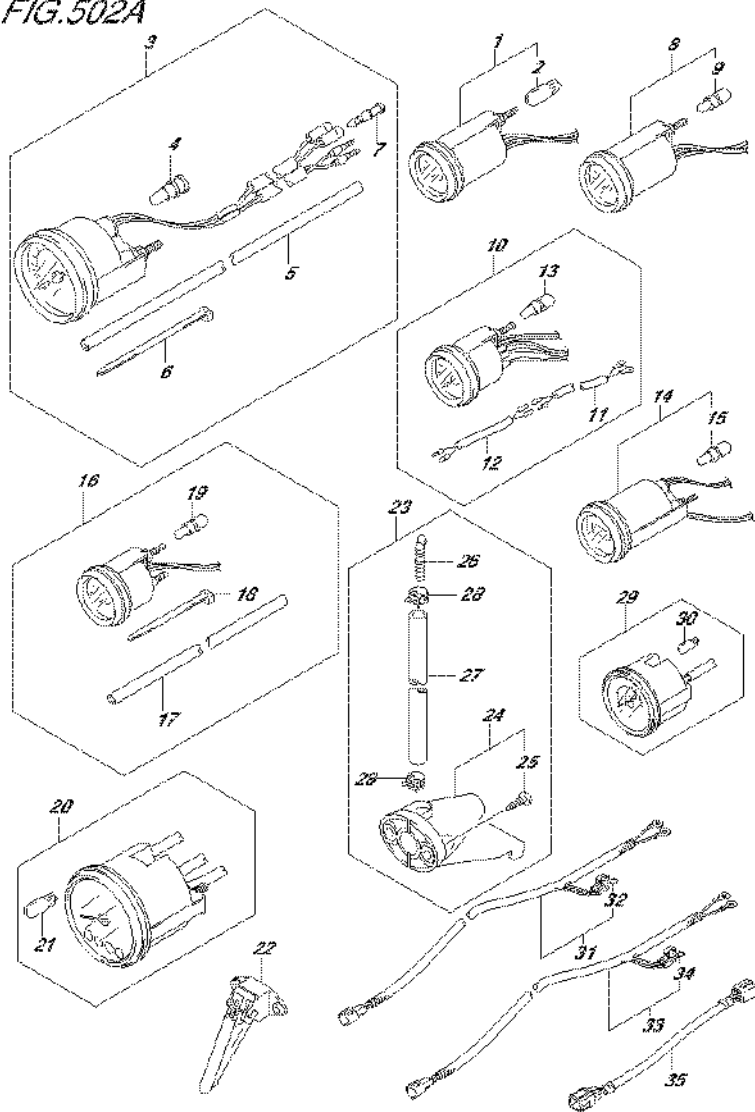


FIG.502A (2-I-10) OPT:METER (1) (DF70A E01)

REF NO.	PART NO.	DESCRIPTION	Q'TY	REMARKS
1-1	34800-93J01	METER ASSY, TRIM	1	BLACK
1-2	34800-93J12	METER ASSY, TRIM	1	WHITE
2	09471-12108	.BULB (12V,1.7W)	1	
3-1	34100-93J01	SPEEDOMETER ASSY	1	MAX 130KM/H BLACK
3-2	34100-93J12	SPEEDOMETER ASSY	1	MAX 130KM/H WHITE
3-3	34100-93J21	SPEEDOMETER ASSY	1	MAX 80KM/H BLACK
3-4	34100-93J32	SPEEDOMETER ASSY	1	MAX 80KM/H WHITE
3-5	34100-93J41	SPEEDOMETER ASSY	1	MAX 45KNOTS BLACK
3-6	34100-93J52	SPEEDOMETER ASSY	1	MAX 45KNOTS WHITE
3-7	34100-93J61	SPEEDOMETER ASSY	1	MAX 65KNOTS WHITE
4	09471-12028	.BULB (12V,3.4W)	1	
5	34191-92E00	.TUBE	1	
6	09407-14407	.CLAMP (L:145)	2	
7	36615-96300	.TERMINAL, RESIN	2	
8-1	34600-93J01	METER ASSY, VOLTAGE	1	BLACK
8-2	34600-93J12	METER ASSY, VOLTAGE	1	WHITE
9	09471-12103	.BULB (12V,3W,T6.5)	1	
10-1	34300-93J01	GAUGE ASSY, FUEL	1	BLACK
10-2	34300-93J12	GAUGE ASSY, FUEL	1	WHITE
11	34310-92E00	.LEAD, FUEL GAUGE	1	
12	34360-92E00	.ADAPTER, FUEL GAUGE	1	
13	09471-12103	.BULB (12V,3W,T6.5)	1	
14-1	34500-93J01	METER ASSY, HOUR	1	BLACK
14-2	34500-93J12	METER ASSY, HOUR	1	WHITE
15	09471-12103	.BULB (12V,3W,T6.5)	1	
16-1	34650-93J21	GAUGE ASSY, WATER PRESSURE	1	15PSI BLACK
16-2	34650-93J32	GAUGE ASSY, WATER PRESSURE	1	15PSI WHITE
17	34191-92E00	.TUBE	1	
18	09407-14407	.CLAMP (L:145)	2	
19	09471-12103	.BULB (12V,3W,T6.5)	1	
20-1	34200-93J01	TACHOMETER ASSY, WITH MONITOR	1	BLACK
20-2	34200-93J13	TACHOMETER ASSY, WITH MONITOR	1	WHITE
21	09471-12077	.BULB (12V,1.7W)	1	

FIG.502A

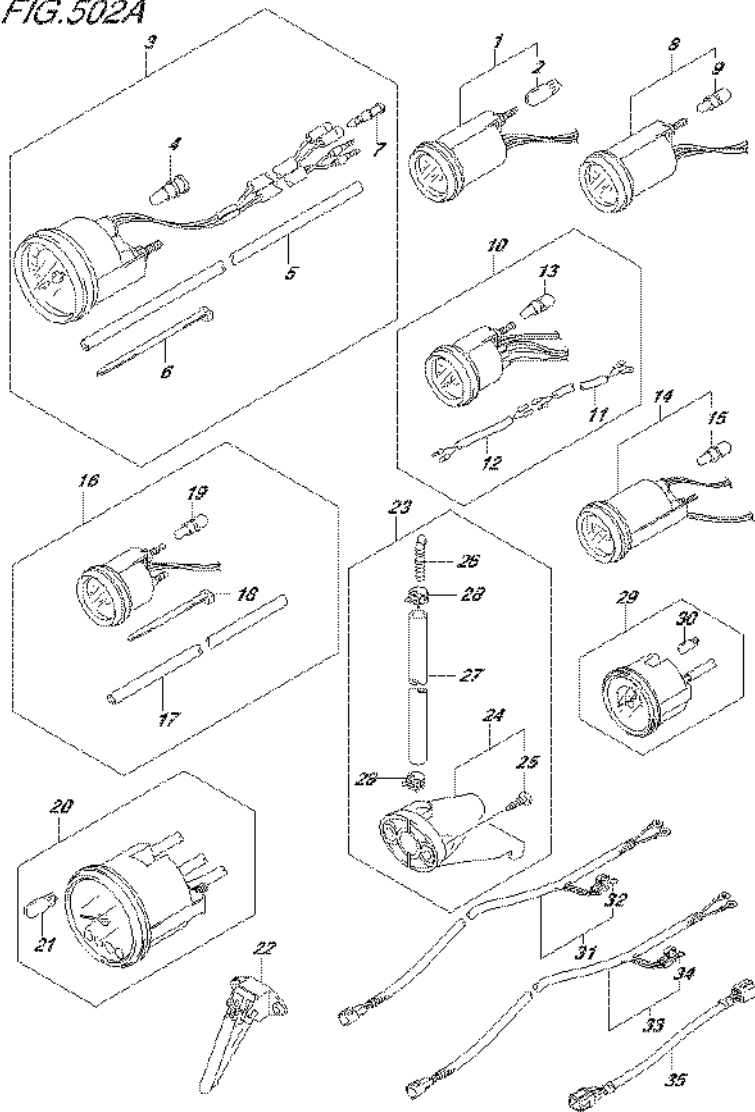


FIG.502A (2-I-11) OPT:METER (1) (DF70A E01)

REF NO.	PART NO.	DESCRIPTION	Q'TY	REMARKS
22	34190-87D00	SENDER ASSY, SPEEDOMETER	1	
23	34120-98J01	KIT, SPEEDOMETER SUB	1	
24	34190-95500	.SENDER ASSY, SPEEDOMETER	1	
25	03112-0630B	..SCREW	2	
26	55127-87D00	.UNION, SPEEDOMETER HOSE	1	
27	09355-40805-00B	.HOSE (4X8X2000)	1	L:2000->1700
28	09407-10404	.CLAMP (L:100)	2	
29-1	34200-93J41	TACHOMETER ASSY, WITH MONITOR	1	BLACK
29-2	34200-93J52	TACHOMETER ASSY, WITH MONITOR	1	WHITE
30	09471-12077	.BULB (12V,1.7W)	1	
31	36663-98J00	WIRE, GAUGE POWER (2.5M)	1	
32	09481-05501	.FUSE (5A)	1	
33	36663-98J10	HARNESS, ACTIVE HUB PWR (6M)	1	
34	09481-05501	.FUSE (5A)	1	
35	36682-92E00	WIRE, TRIM METER	1	

FIG.502B

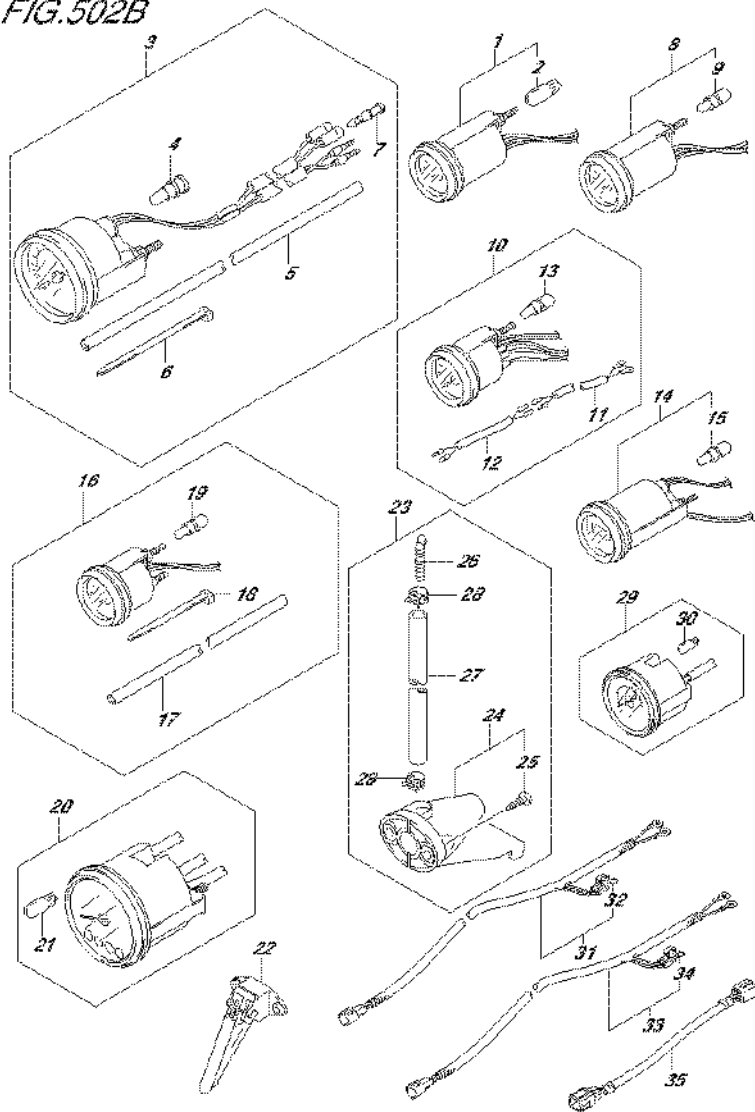


FIG.502B (2-I-12) OPT:METER (1) (DF70A E40)

REF NO.	PART NO.	DESCRIPTION	Q'TY	REMARKS
1-1	34800-93J01	METER ASSY, TRIM	1	BLACK
1-2	34800-93J12	METER ASSY, TRIM	1	WHITE
2	09471-12108	.BULB (12V,1.7W)	1	
3-1	34100-93J01	SPEEDOMETER ASSY	1	MAX 130KM/H BLACK
3-2	34100-93J12	SPEEDOMETER ASSY	1	MAX 130KM/H WHITE
3-3	34100-93J21	SPEEDOMETER ASSY	1	MAX 80KM/H BLACK
3-4	34100-93J32	SPEEDOMETER ASSY	1	MAX 80KM/H WHITE
3-5	34100-93J41	SPEEDOMETER ASSY	1	MAX 45KNOTS BLACK
3-6	34100-93J52	SPEEDOMETER ASSY	1	MAX 45KNOTS WHITE
3-7	34100-93J61	SPEEDOMETER ASSY	1	MAX 65KNOTS WHITE
4	09471-12028	.BULB (12V,3.4W)	1	
5	34191-92E00	.TUBE	1	
6	09407-14407	.CLAMP (L:145)	2	
7	36615-96300	.TERMINAL, RESIN	2	
8-1	34600-93J01	METER ASSY, VOLTAGE	1	BLACK
8-2	34600-93J12	METER ASSY, VOLTAGE	1	WHITE
9	09471-12103	.BULB (12V,3W,T6.5)	1	
10-1	34300-93J01	GAUGE ASSY, FUEL	1	BLACK
10-2	34300-93J12	GAUGE ASSY, FUEL	1	WHITE
11	34310-92E00	.LEAD, FUEL GAUGE	1	
12	34360-92E00	.ADAPTER, FUEL GAUGE	1	
13	09471-12103	.BULB (12V,3W,T6.5)	1	
14-1	34500-93J01	METER ASSY, HOUR	1	BLACK
14-2	34500-93J12	METER ASSY, HOUR	1	WHITE
15	09471-12103	.BULB (12V,3W,T6.5)	1	
16-1	34650-93J21	GAUGE ASSY, WATER PRESSURE	1	15PSI BLACK
16-2	34650-93J32	GAUGE ASSY, WATER PRESSURE	1	15PSI WHITE
17	34191-92E00	.TUBE	1	
18	09407-14407	.CLAMP (L:145)	2	
19	09471-12103	.BULB (12V,3W,T6.5)	1	
20-1	34200-93J01	TACHOMETER ASSY, WITH MONITOR	1	BLACK
20-2	34200-93J13	TACHOMETER ASSY, WITH MONITOR	1	WHITE
21	09471-12077	.BULB (12V,1.7W)	1	

FIG.502B

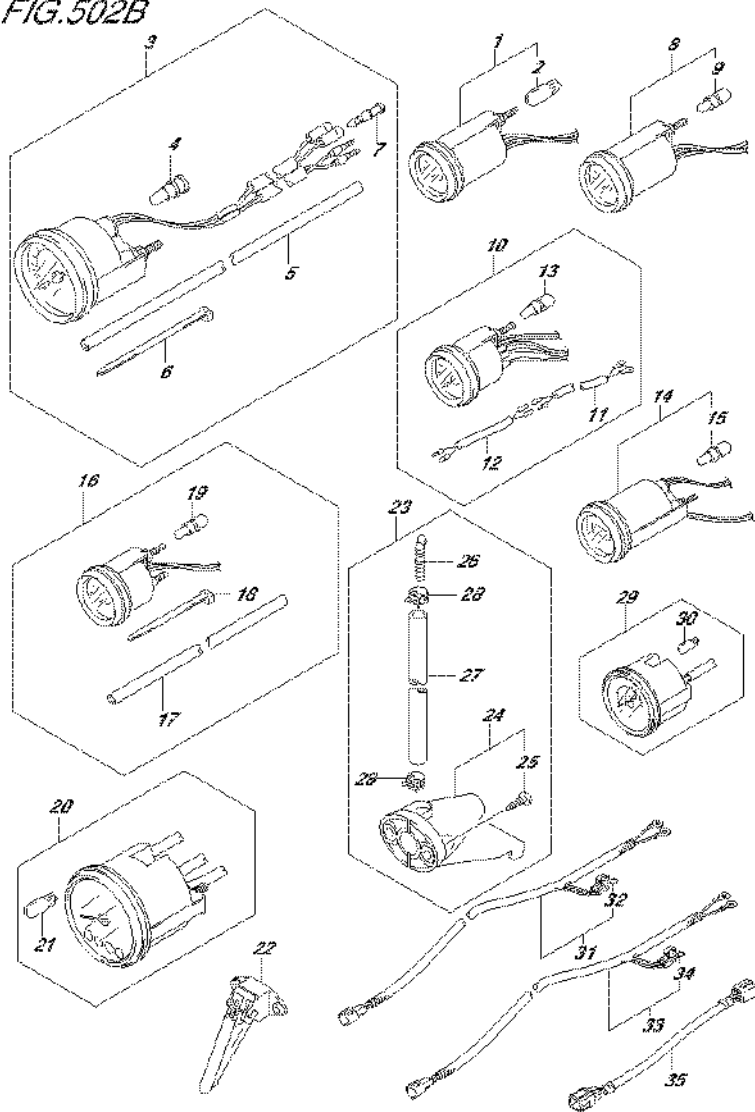


FIG.502B (2-I-13) OPT:METER (1) (DF70A E40)

REF NO.	PART NO.	DESCRIPTION	Q'TY	REMARKS
22	34190-87D00	SENDER ASSY, SPEEDOMETER	1	
23	34120-98J01	KIT, SPEEDOMETER SUB	1	
24	34190-95500	SENDER ASSY, SPEEDOMETER	1	
25	03112-0630B	SCREW	2	
26	55127-87D00	UNION, SPEEDOMETER HOSE	1	
27	09355-40805-00B	HOSE (4X8X2000)	1	L:2000->1700
28	09407-10404	CLAMP (L:100)	2	
29-1	34200-93J41	TACHOMETER ASSY, WITH MONITOR	1	BLACK
29-2	34200-93J52	TACHOMETER ASSY, WITH MONITOR	1	WHITE
30	09471-12077	BULB (12V,1.7W)	1	
31	36663-98J00	WIRE, GAUGE POWER (2.5M)	1	
32	09481-05501	FUSE (5A)	1	
33	36663-98J10	HARNESS, ACTIVE HUB PWR (6M)	1	
34	09481-05501	FUSE (5A)	1	
35	36682-92E00	WIRE, TRIM METER	1	

FIG.502C

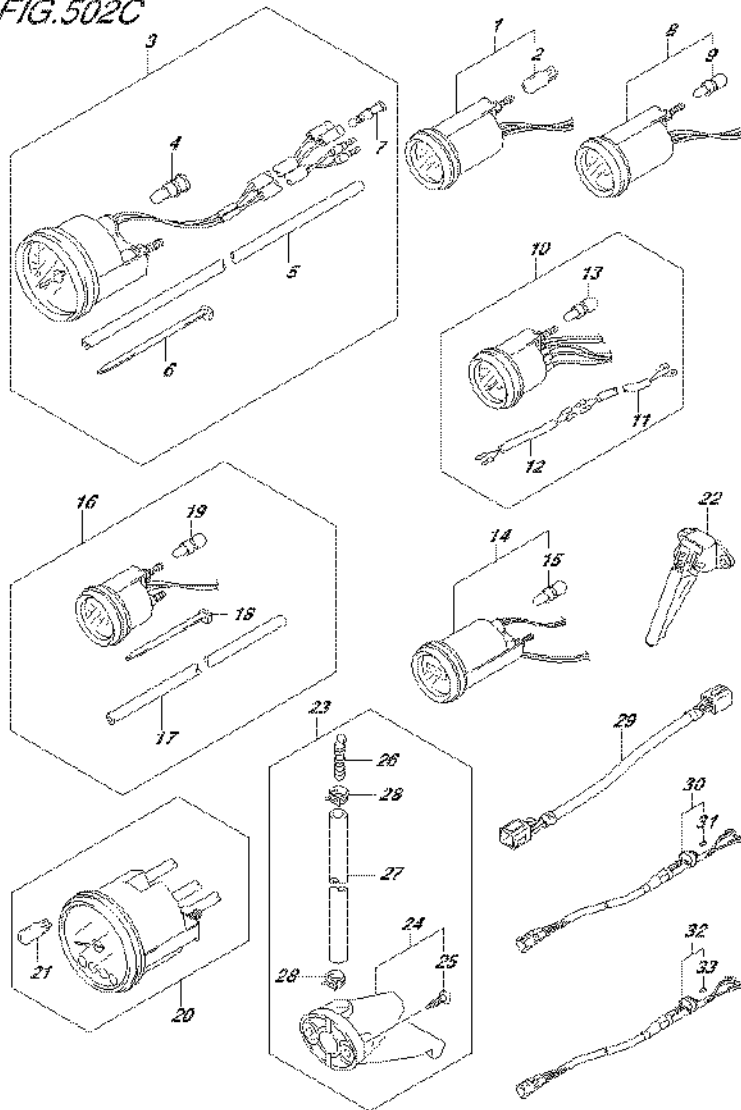


FIG.502C (2-I-14) OPT:METER (1) (DF70ATH E01)

REF NO.	PART NO.	DESCRIPTION	Q'TY	REMARKS
1-1	34800-93J01	METER ASSY, TRIM	1	BLACK
1-2	34800-93J12	METER ASSY, TRIM	1	WHITE
2	09471-12108	.BULB (12V,1.7W)	1	
3-1	34100-93J01	SPEEDOMETER ASSY	1	MAX 130KM/H BLACK
3-2	34100-93J12	SPEEDOMETER ASSY	1	MAX 130KM/H WHITE
3-3	34100-93J21	SPEEDOMETER ASSY	1	MAX 80KM/H BLACK
3-4	34100-93J32	SPEEDOMETER ASSY	1	MAX 80KM/H WHITE
3-5	34100-93J41	SPEEDOMETER ASSY	1	MAX 45KNOTS BLACK
3-6	34100-93J52	SPEEDOMETER ASSY	1	MAX 45KNOTS WHITE
3-7	34100-93J61	SPEEDOMETER ASSY	1	MAX 65KNOTS WHITE
4	09471-12028	.BULB (12V,3.4W)	1	
5	34191-92E00	.TUBE	1	
6	09407-14407	.CLAMP (L:145)	2	
7	36615-96300	.TERMINAL, RESIN	2	
8-1	34600-93J01	METER ASSY, VOLTAGE	1	BLACK
8-2	34600-93J12	METER ASSY, VOLTAGE	1	WHITE
9	09471-12103	.BULB (12V,3W,T6.5)	1	
10-1	34300-93J01	GAUGE ASSY, FUEL	1	BLACK
10-2	34300-93J12	GAUGE ASSY, FUEL	1	WHITE
11	34310-92E00	.LEAD, FUEL GAUGE	1	
12	34360-92E00	.ADAPTER, FUEL GAUGE	1	
13	09471-12103	.BULB (12V,3W,T6.5)	1	
14-1	34500-93J01	METER ASSY, HOUR	1	BLACK
14-2	34500-93J12	METER ASSY, HOUR	1	WHITE
15	09471-12103	.BULB (12V,3W,T6.5)	1	
16-1	34650-93J21	GAUGE ASSY, WATER PRESSURE	1	15PSI BLACK
16-2	34650-93J32	GAUGE ASSY, WATER PRESSURE	1	15PSI WHITE
17	34191-92E00	.TUBE	1	
18	09407-14407	.CLAMP (L:145)	2	
19	09471-12103	.BULB (12V,3W,T6.5)	1	
20-1	34200-93J01	TACHOMETER ASSY, WITH MONITOR	1	BLACK
20-2	34200-93J13	TACHOMETER ASSY, WITH MONITOR	1	WHITE
21	09471-12077	.BULB (12V,1.7W)	1	

FIG.502C

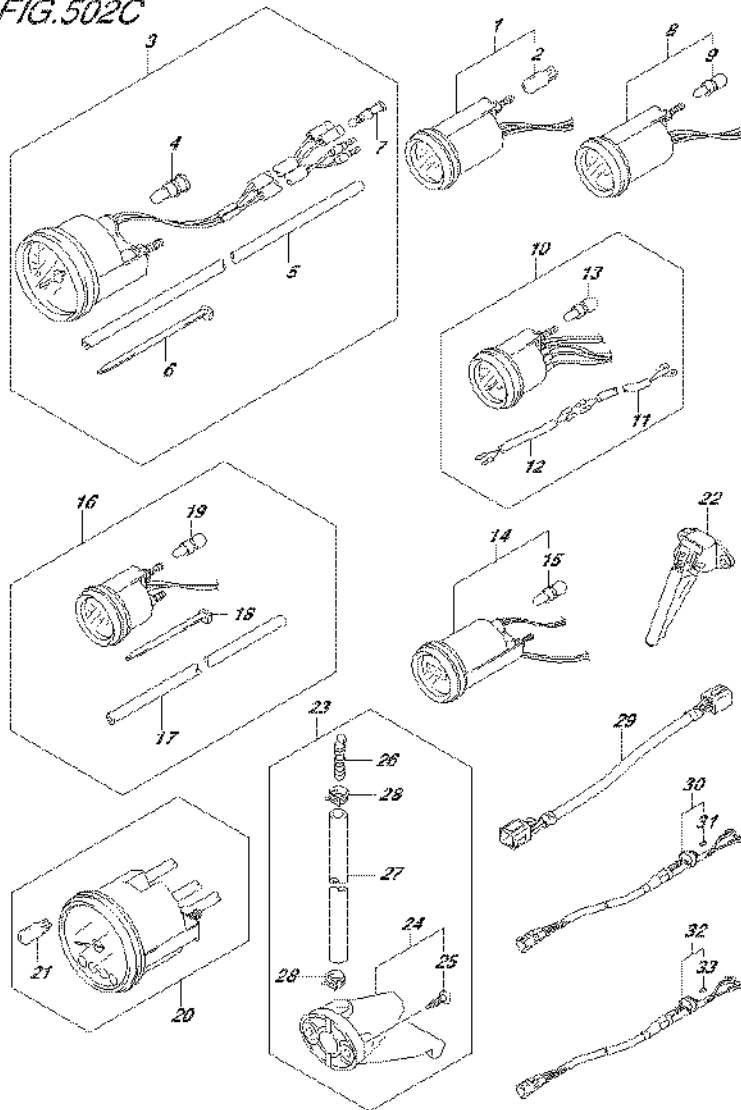


FIG.502C (2-I-15) OPT:METER (1) (DF70ATH E01)

REF NO.	PART NO.	DESCRIPTION	Q'TY	REMARKS
22	34190-87D00	SENDER ASSY, SPEEDOMETER	1	
23	34120-98J01	KIT, SPEEDOMETER SUB	1	
24	34190-95500	SENDER ASSY, SPEEDOMETER	1	
25	03112-0630B	SCREW	2	
26	55127-87D00	UNION, SPEEDOMETER HOSE	1	
27	09355-40805-00B	HOSE (4X8X2000)	1	L:2000->1700
28	09407-10404	CLAMP (L:100)	2	
29	36682-92E00	WIRE, TRIM METER	1	
30	36663-98J00	WIRE, GAUGE POWER (2.5M)	1	
31	09481-05501	FUSE (5A)	1	
32	36663-98J10	HARNESS, ACTIVE HUB PWR (6M)	1	
33	09481-05501	FUSE (5A)	1	

FIG.502D

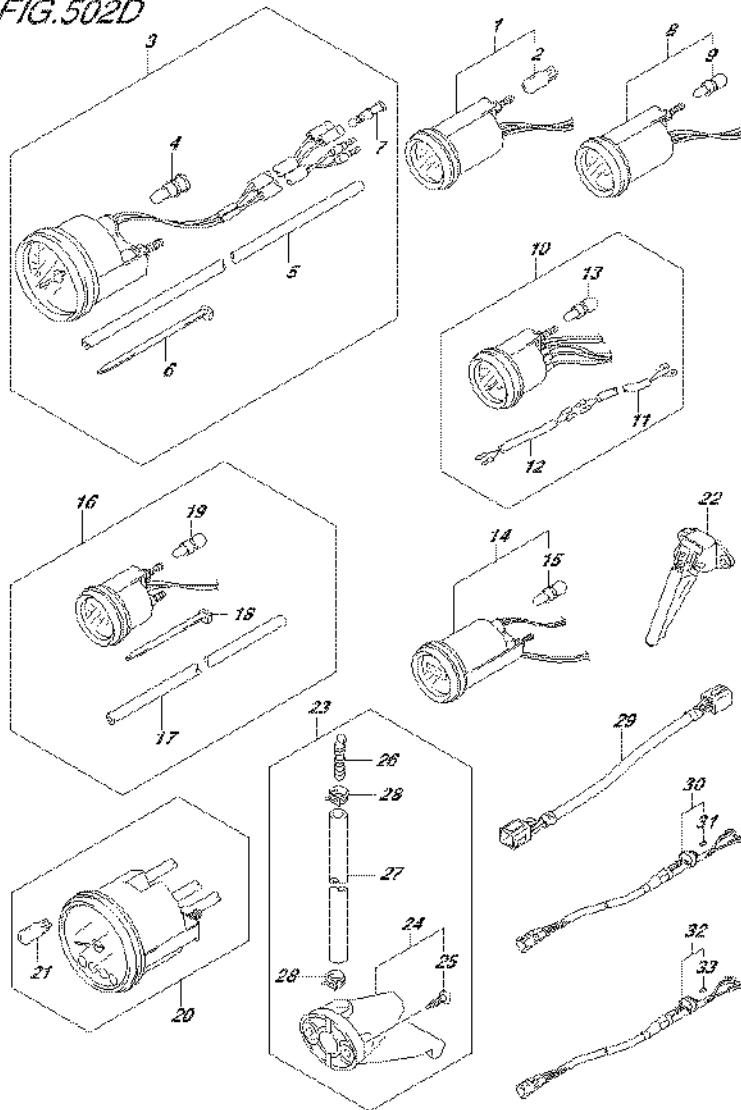


FIG.502D (2-J-2) OPT:METER (1) (DF70ATH E40)

REF NO.	PART NO.	DESCRIPTION	Q'TY	REMARKS
1-1	34800-93J01	METER ASSY, TRIM	1	BLACK
1-2	34800-93J12	METER ASSY, TRIM	1	WHITE
2	09471-12108	.BULB (12V,1.7W)	1	
3-1	34100-93J01	SPEEDOMETER ASSY	1	MAX 130KM/H BLACK
3-2	34100-93J12	SPEEDOMETER ASSY	1	MAX 130KM/H WHITE
3-3	34100-93J21	SPEEDOMETER ASSY	1	MAX 80KM/H BLACK
3-4	34100-93J32	SPEEDOMETER ASSY	1	MAX 80KM/H WHITE
3-5	34100-93J41	SPEEDOMETER ASSY	1	MAX 45KNOTS BLACK
3-6	34100-93J52	SPEEDOMETER ASSY	1	MAX 45KNOTS WHITE
3-7	34100-93J61	SPEEDOMETER ASSY	1	MAX 65KNOTS WHITE
4	09471-12028	.BULB (12V,3.4W)	1	
5	34191-92E00	.TUBE	1	
6	09407-14407	.CLAMP (L:145)	2	
7	36615-96300	.TERMINAL, RESIN	2	
8-1	34600-93J01	METER ASSY, VOLTAGE	1	BLACK
8-2	34600-93J12	METER ASSY, VOLTAGE	1	WHITE
9	09471-12103	.BULB (12V,3W,T6.5)	1	
10-1	34300-93J01	GAUGE ASSY, FUEL	1	BLACK
10-2	34300-93J12	GAUGE ASSY, FUEL	1	WHITE
11	34310-92E00	.LEAD, FUEL GAUGE	1	
12	34360-92E00	.ADAPTER, FUEL GAUGE	1	
13	09471-12103	.BULB (12V,3W,T6.5)	1	
14-1	34500-93J01	METER ASSY, HOUR	1	BLACK
14-2	34500-93J12	METER ASSY, HOUR	1	WHITE
15	09471-12103	.BULB (12V,3W,T6.5)	1	
16-1	34650-93J21	GAUGE ASSY, WATER PRESSURE	1	15PSI BLACK
16-2	34650-93J32	GAUGE ASSY, WATER PRESSURE	1	15PSI WHITE
17	34191-92E00	.TUBE	1	
18	09407-14407	.CLAMP (L:145)	2	
19	09471-12103	.BULB (12V,3W,T6.5)	1	
20-1	34200-93J01	TACHOMETER ASSY, WITH MONITOR	1	BLACK
20-2	34200-93J13	TACHOMETER ASSY, WITH MONITOR	1	WHITE
21	09471-12077	.BULB (12V,1.7W)	1	



FIG.502D

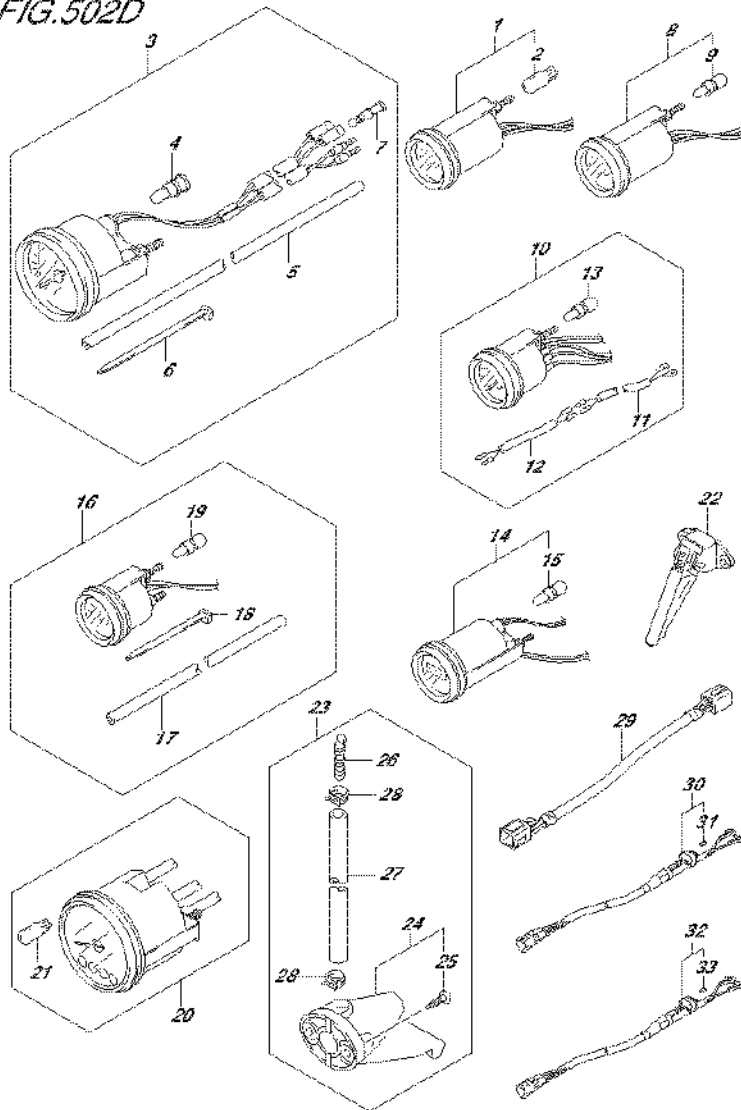


FIG.502D (2-J-3) OPT:METER (1) (DF70ATH E40)

REF NO.	PART NO.	DESCRIPTION	Q'TY	REMARKS
22	34190-87D00	SENDER ASSY, SPEEDOMETER	1	
23	34120-98J01	KIT, SPEEDOMETER SUB	1	
24	34190-95500	.SENDER ASSY, SPEEDOMETER	1	
25	03112-0630B	..SCREW	2	
26	55127-87D00	.UNION, SPEEDOMETER HOSE	1	
27	09355-40805-00B	.HOSE (4X8X2000)	1	L:2000->1700
28	09407-10404	.CLAMP (L:100)	2	
29	36682-92E00	WIRE, TRIM METER	1	
30	36663-98J00	WIRE, GAUGE POWER (2.5M)	1	
31	09481-05501	.FUSE (5A)	1	
32	36663-98J10	HARNESS, ACTIVE HUB PWR (6M)	1	
33	09481-05501	.FUSE (5A)	1	

FIG.502E

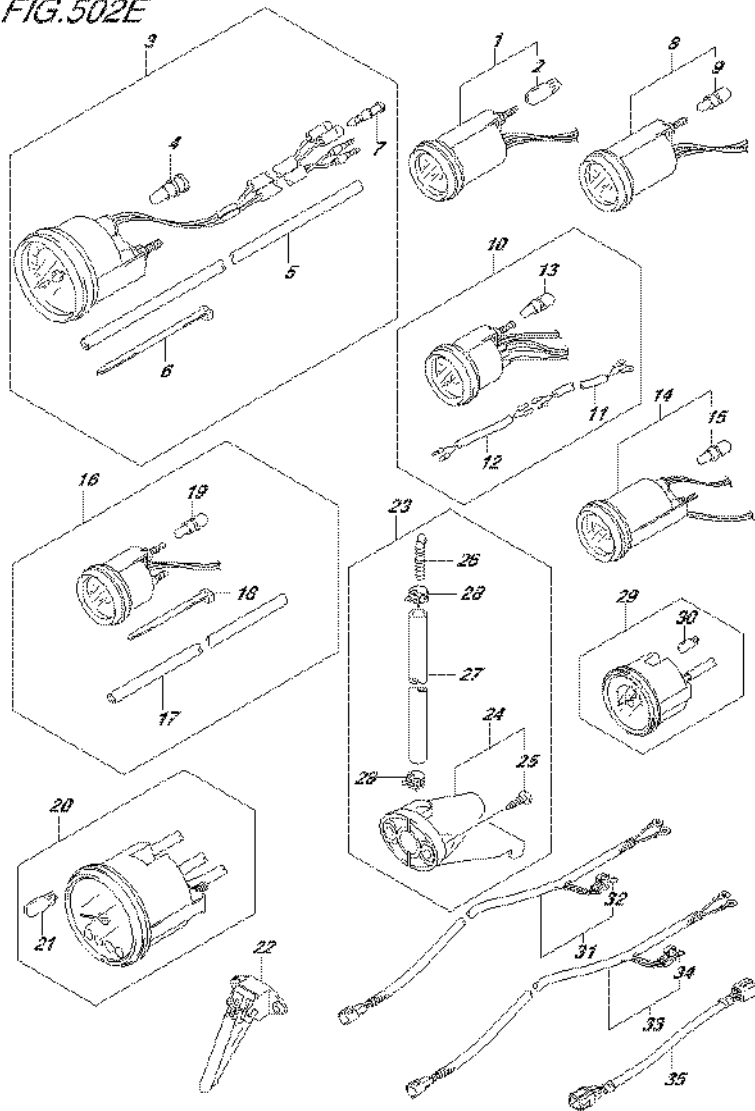


FIG.502E (2-J-4) OPT:METER (1) (DF80A E01)

REF NO.	PART NO.	DESCRIPTION	Q'TY	REMARKS
1-1	34800-93J01	METER ASSY, TRIM	1	BLACK
1-2	34800-93J12	METER ASSY, TRIM	1	WHITE
2	09471-12108	.BULB (12V,1.7W)	1	
3-1	34100-93J01	SPEEDOMETER ASSY	1	MAX 130KM/H BLACK
3-2	34100-93J12	SPEEDOMETER ASSY	1	MAX 130KM/H WHITE
3-3	34100-93J21	SPEEDOMETER ASSY	1	MAX 80KM/H BLACK
3-4	34100-93J32	SPEEDOMETER ASSY	1	MAX 80KM/H WHITE
3-5	34100-93J41	SPEEDOMETER ASSY	1	MAX 45KNOTS BLACK
3-6	34100-93J52	SPEEDOMETER ASSY	1	MAX 45KNOTS WHITE
3-7	34100-93J61	SPEEDOMETER ASSY	1	MAX 65KNOTS WHITE
4	09471-12028	.BULB (12V,3.4W)	1	
5	34191-92E00	.TUBE	1	
6	09407-14407	.CLAMP (L:145)	2	
7	36615-96300	.TERMINAL, RESIN	2	
8-1	34600-93J01	METER ASSY, VOLTAGE	1	BLACK
8-2	34600-93J12	METER ASSY, VOLTAGE	1	WHITE
9	09471-12103	.BULB (12V,3W,T6.5)	1	
10-1	34300-93J01	GAUGE ASSY, FUEL	1	BLACK
10-2	34300-93J12	GAUGE ASSY, FUEL	1	WHITE
11	34310-92E00	.LEAD, FUEL GAUGE	1	
12	34360-92E00	.ADAPTER, FUEL GAUGE	1	
13	09471-12103	.BULB (12V,3W,T6.5)	1	
14-1	34500-93J01	METER ASSY, HOUR	1	BLACK
14-2	34500-93J12	METER ASSY, HOUR	1	WHITE
15	09471-12103	.BULB (12V,3W,T6.5)	1	
16-1	34650-93J21	GAUGE ASSY, WATER PRESSURE	1	15PSI BLACK
16-2	34650-93J32	GAUGE ASSY, WATER PRESSURE	1	15PSI WHITE
17	34191-92E00	.TUBE	1	
18	09407-14407	.CLAMP (L:145)	2	
19	09471-12103	.BULB (12V,3W,T6.5)	1	
20-1	34200-93J01	TACHOMETER ASSY, WITH MONITOR	1	BLACK
20-2	34200-93J13	TACHOMETER ASSY, WITH MONITOR	1	WHITE
21	09471-12077	.BULB (12V,1.7W)	1	

FIG.502E

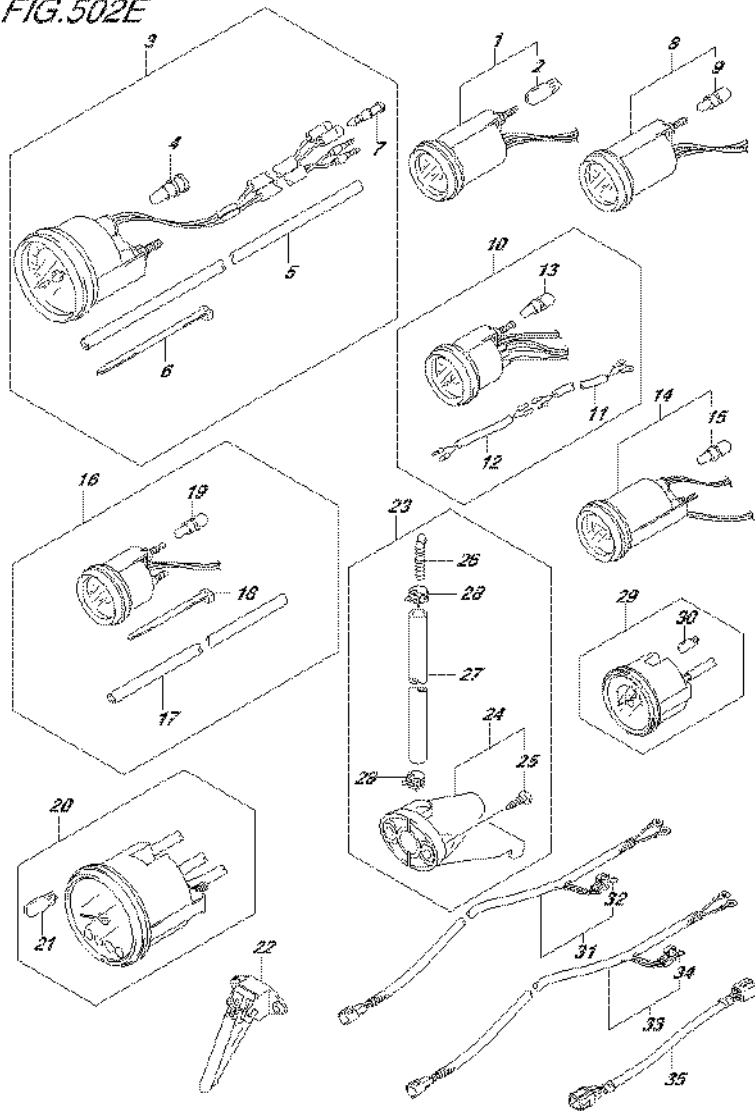


FIG.502E (2-J-5) OPT:METER (1) (DF80A E01)

REF NO.	PART NO.	DESCRIPTION	Q'TY	REMARKS
22	34190-87D00	SENDER ASSY, SPEEDOMETER	1	
23	34120-98J01	KIT, SPEEDOMETER SUB	1	
24	34190-95500	.SENDER ASSY, SPEEDOMETER	1	
25	03112-0630B	.SCREW	2	
26	55127-87D00	.UNION, SPEEDOMETER HOSE	1	
27	09355-40805-00B	.HOSE (4X8X2000)	1	L:2000->1700
28	09407-10404	.CLAMP (L:100)	2	
29-1	34200-93J41	TACHOMETER ASSY, WITH MONITOR	1	BLACK
29-2	34200-93J52	TACHOMETER ASSY, WITH MONITOR	1	WHITE
30	09471-12077	.BULB (12V,1.7W)	1	
31	36663-98J00	WIRE, GAUGE POWER (2.5M)	1	
32	09481-05501	.FUSE (5A)	1	
33	36663-98J10	HARNESS, ACTIVE HUB PWR (6M)	1	
34	09481-05501	.FUSE (5A)	1	
35	36682-92E00	WIRE, TRIM METER	1	

FIG.502F

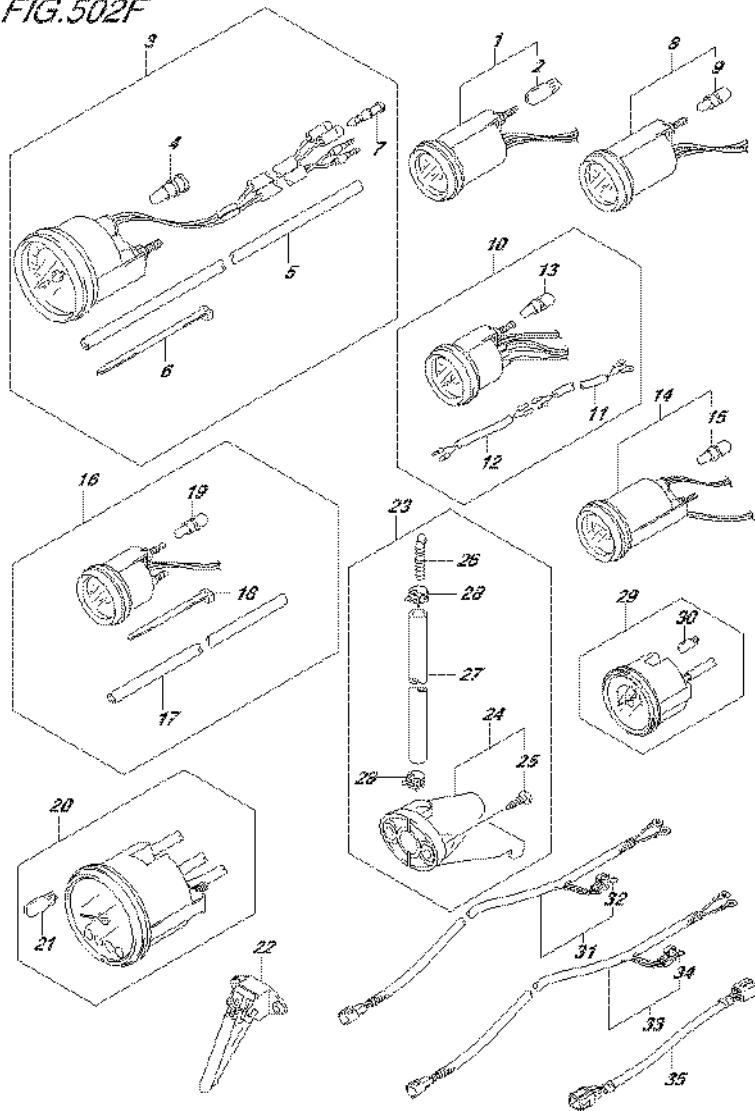


FIG.502F (2-J-6) OPT:METER (1) (DF80A E40)

REF NO.	PART NO.	DESCRIPTION	Q'TY	REMARKS
1-1	34800-93J01	METER ASSY, TRIM	1	BLACK
1-2	34800-93J12	METER ASSY, TRIM	1	WHITE
2	09471-12108	.BULB (12V,1.7W)	1	
3-1	34100-93J01	SPEEDOMETER ASSY	1	MAX 130KM/H BLACK
3-2	34100-93J12	SPEEDOMETER ASSY	1	MAX 130KM/H WHITE
3-3	34100-93J21	SPEEDOMETER ASSY	1	MAX 80KM/H BLACK
3-4	34100-93J32	SPEEDOMETER ASSY	1	MAX 80KM/H WHITE
3-5	34100-93J41	SPEEDOMETER ASSY	1	MAX 45KNOTS BLACK
3-6	34100-93J52	SPEEDOMETER ASSY	1	MAX 45KNOTS WHITE
3-7	34100-93J61	SPEEDOMETER ASSY	1	MAX 65KNOTS WHITE
4	09471-12028	.BULB (12V,3.4W)	1	
5	34191-92E00	.TUBE	1	
6	09407-14407	.CLAMP (L:145)	2	
7	36615-96300	.TERMINAL, RESIN	2	
8-1	34600-93J01	METER ASSY, VOLTAGE	1	BLACK
8-2	34600-93J12	METER ASSY, VOLTAGE	1	WHITE
9	09471-12103	.BULB (12V,3W,T6.5)	1	
10-1	34300-93J01	GAUGE ASSY, FUEL	1	BLACK
10-2	34300-93J12	GAUGE ASSY, FUEL	1	WHITE
11	34310-92E00	.LEAD, FUEL GAUGE	1	
12	34360-92E00	.ADAPTER, FUEL GAUGE	1	
13	09471-12103	.BULB (12V,3W,T6.5)	1	
14-1	34500-93J01	METER ASSY, HOUR	1	BLACK
14-2	34500-93J12	METER ASSY, HOUR	1	WHITE
15	09471-12103	.BULB (12V,3W,T6.5)	1	
16-1	34650-93J21	GAUGE ASSY, WATER PRESSURE	1	15PSI BLACK
16-2	34650-93J32	GAUGE ASSY, WATER PRESSURE	1	15PSI WHITE
17	34191-92E00	.TUBE	1	
18	09407-14407	.CLAMP (L:145)	2	
19	09471-12103	.BULB (12V,3W,T6.5)	1	
20-1	34200-93J01	TACHOMETER ASSY, WITH MONITOR	1	BLACK
20-2	34200-93J13	TACHOMETER ASSY, WITH MONITOR	1	WHITE
21	09471-12077	.BULB (12V,1.7W)	1	

FIG.502F

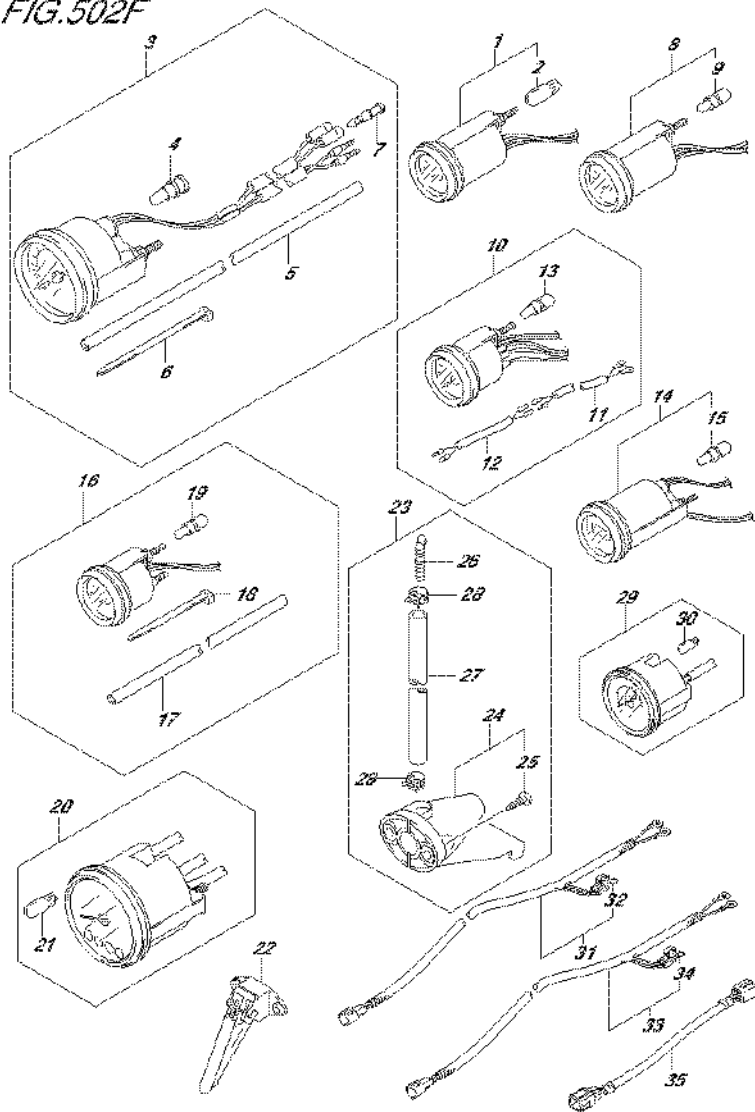


FIG.502F (2-J-7) OPT:METER (1) (DF80A E40)

REF NO.	PART NO.	DESCRIPTION	Q'TY	REMARKS
22	34190-87D00	SENDER ASSY, SPEEDOMETER	1	
23	34120-98J01	KIT, SPEEDOMETER SUB	1	
24	34190-95500	SENDER ASSY, SPEEDOMETER	1	
25	03112-0630B	SCREW	2	
26	55127-87D00	UNION, SPEEDOMETER HOSE	1	
27	09355-40805-00B	HOSE (4X8X2000)	1	L:2000->1700
28	09407-10404	CLAMP (L:100)	2	
29-1	34200-93J41	TACHOMETER ASSY, WITH MONITOR	1	BLACK
29-2	34200-93J52	TACHOMETER ASSY, WITH MONITOR	1	WHITE
30	09471-12077	BULB (12V,1.7W)	1	
31	36663-98J00	WIRE, GAUGE POWER (2.5M)	1	
32	09481-05501	FUSE (5A)	1	
33	36663-98J10	HARNESS, ACTIVE HUB PWR (6M)	1	
34	09481-05501	FUSE (5A)	1	
35	36682-92E00	WIRE, TRIM METER	1	

FIG.502G

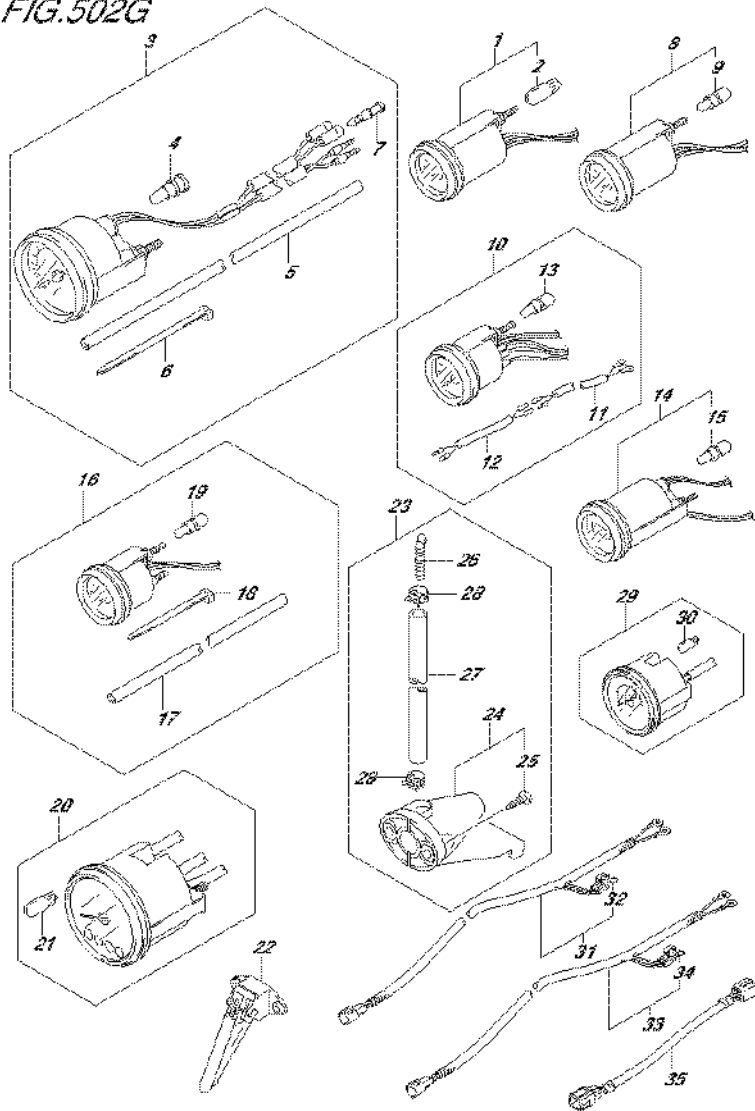


FIG.502G (2-J-8) OPT:METER (1) (DF90A E01)

REF NO.	PART NO.	DESCRIPTION	Q'TY	REMARKS
1-1	34800-93J01	METER ASSY, TRIM	1	BLACK
1-2	34800-93J12	METER ASSY, TRIM	1	WHITE
2	09471-12108	.BULB (12V,1.7W)	1	
3-1	34100-93J01	SPEEDOMETER ASSY	1	MAX 130KM/H BLACK
3-2	34100-93J12	SPEEDOMETER ASSY	1	MAX 130KM/H WHITE
3-3	34100-93J21	SPEEDOMETER ASSY	1	MAX 80KM/H BLACK
3-4	34100-93J32	SPEEDOMETER ASSY	1	MAX 80KM/H WHITE
3-5	34100-93J41	SPEEDOMETER ASSY	1	MAX 45KNOTS BLACK
3-6	34100-93J52	SPEEDOMETER ASSY	1	MAX 45KNOTS WHITE
3-7	34100-93J61	SPEEDOMETER ASSY	1	MAX 65KNOTS WHITE
4	09471-12028	.BULB (12V,3.4W)	1	
5	34191-92E00	.TUBE	1	
6	09407-14407	.CLAMP (L:145)	2	
7	36615-96300	.TERMINAL, RESIN	2	
8-1	34600-93J01	METER ASSY, VOLTAGE	1	BLACK
8-2	34600-93J12	METER ASSY, VOLTAGE	1	WHITE
9	09471-12103	.BULB (12V,3W,T6.5)	1	
10-1	34300-93J01	GAUGE ASSY, FUEL	1	BLACK
10-2	34300-93J12	GAUGE ASSY, FUEL	1	WHITE
11	34310-92E00	.LEAD, FUEL GAUGE	1	
12	34360-92E00	.ADAPTER, FUEL GAUGE	1	
13	09471-12103	.BULB (12V,3W,T6.5)	1	
14-1	34500-93J01	METER ASSY, HOUR	1	BLACK
14-2	34500-93J12	METER ASSY, HOUR	1	WHITE
15	09471-12103	.BULB (12V,3W,T6.5)	1	
16-1	34650-93J21	GAUGE ASSY, WATER PRESSURE	1	15PSI BLACK
16-2	34650-93J32	GAUGE ASSY, WATER PRESSURE	1	15PSI WHITE
17	34191-92E00	.TUBE	1	
18	09407-14407	.CLAMP (L:145)	2	
19	09471-12103	.BULB (12V,3W,T6.5)	1	
20-1	34200-93J01	TACHOMETER ASSY, WITH MONITOR	1	BLACK
20-2	34200-93J13	TACHOMETER ASSY, WITH MONITOR	1	WHITE
21	09471-12077	.BULB (12V,1.7W)	1	

FIG.502G

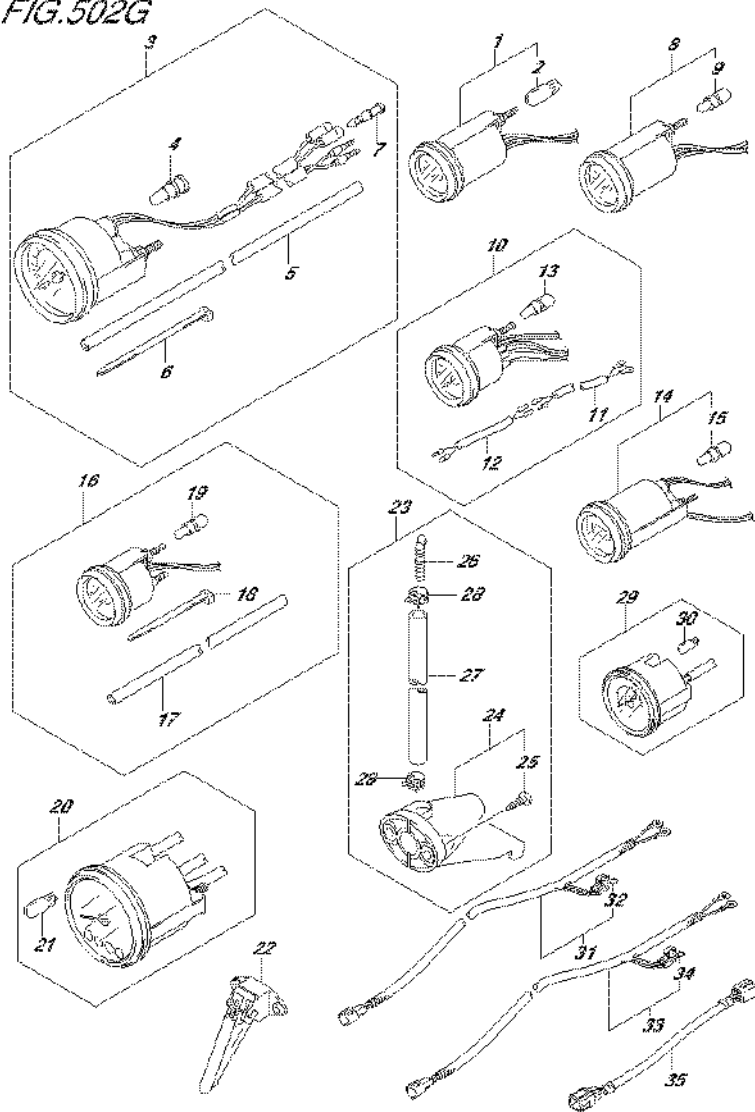


FIG.502G (2-J-9) OPT:METER (1) (DF90A E01)

REF NO.	PART NO.	DESCRIPTION	Q'TY	REMARKS
22	34190-87D00	SENDER ASSY, SPEEDOMETER	1	
23	34120-98J01	KIT, SPEEDOMETER SUB	1	
24	34190-95500	.SENDER ASSY, SPEEDOMETER	1	
25	03112-0630B	..SCREW	2	
26	55127-87D00	.UNION, SPEEDOMETER HOSE	1	
27	09355-40805-00B	.HOSE (4X8X2000)	1	L:2000->1700
28	09407-10404	.CLAMP (L:100)	2	
29-1	34200-93J41	TACHOMETER ASSY, WITH MONITOR	1	BLACK
29-2	34200-93J52	TACHOMETER ASSY, WITH MONITOR	1	WHITE
30	09471-12077	.BULB (12V,1.7W)	1	
31	36663-98J00	WIRE, GAUGE POWER (2.5M)	1	
32	09481-05501	.FUSE (5A)	1	
33	36663-98J10	HARNESS, ACTIVE HUB PWR (6M)	1	
34	09481-05501	.FUSE (5A)	1	
35	36682-92E00	WIRE, TRIM METER	1	

FIG.502H

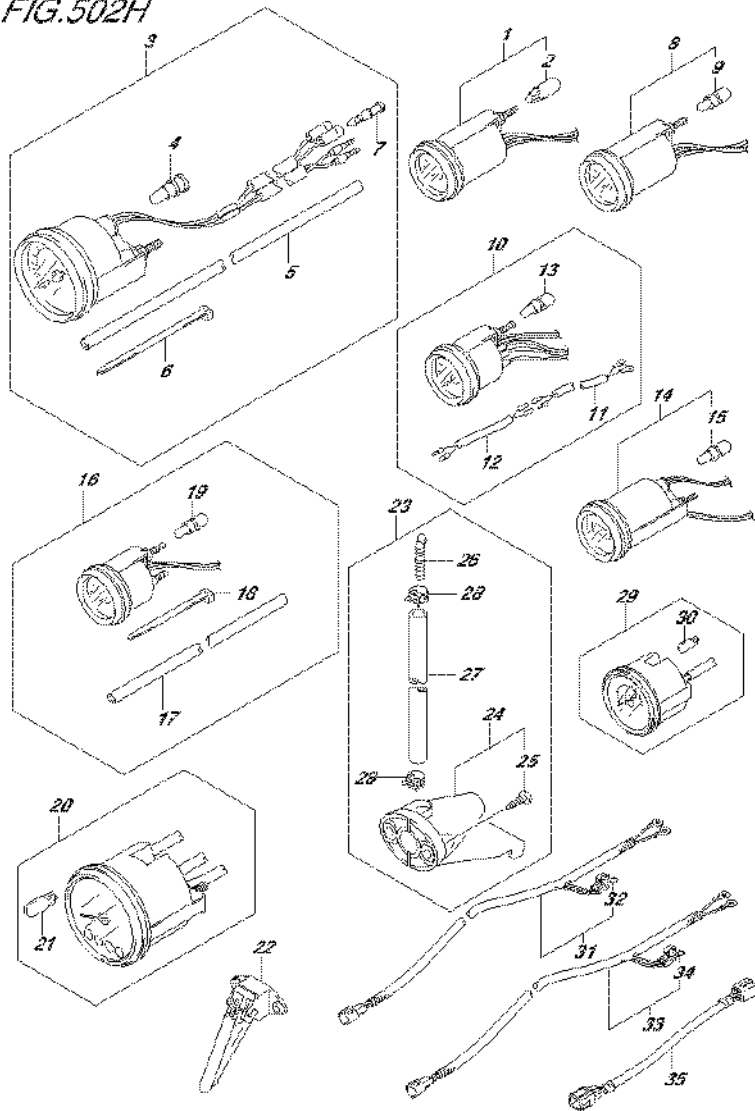


FIG.502H (2-J-10) OPT:METER (1) (DF90A E40)

REF NO.	PART NO.	DESCRIPTION	Q'TY	REMARKS
1-1	34800-93J01	METER ASSY, TRIM	1	BLACK
1-2	34800-93J12	METER ASSY, TRIM	1	WHITE
2	09471-12108	.BULB (12V,1.7W)	1	
3-1	34100-93J01	SPEEDOMETER ASSY	1	MAX 130KM/H BLACK
3-2	34100-93J12	SPEEDOMETER ASSY	1	MAX 130KM/H WHITE
3-3	34100-93J21	SPEEDOMETER ASSY	1	MAX 80KM/H BLACK
3-4	34100-93J32	SPEEDOMETER ASSY	1	MAX 80KM/H WHITE
3-5	34100-93J41	SPEEDOMETER ASSY	1	MAX 45KNOTS BLACK
3-6	34100-93J52	SPEEDOMETER ASSY	1	MAX 45KNOTS WHITE
3-7	34100-93J61	SPEEDOMETER ASSY	1	MAX 65KNOTS WHITE
4	09471-12028	.BULB (12V,3.4W)	1	
5	34191-92E00	.TUBE	1	
6	09407-14407	.CLAMP (L:145)	2	
7	36615-96300	.TERMINAL, RESIN	2	
8-1	34600-93J01	METER ASSY, VOLTAGE	1	BLACK
8-2	34600-93J12	METER ASSY, VOLTAGE	1	WHITE
9	09471-12103	.BULB (12V,3W,T6.5)	1	
10-1	34300-93J01	GAUGE ASSY, FUEL	1	BLACK
10-2	34300-93J12	GAUGE ASSY, FUEL	1	WHITE
11	34310-92E00	.LEAD, FUEL GAUGE	1	
12	34360-92E00	.ADAPTER, FUEL GAUGE	1	
13	09471-12103	.BULB (12V,3W,T6.5)	1	
14-1	34500-93J01	METER ASSY, HOUR	1	BLACK
14-2	34500-93J12	METER ASSY, HOUR	1	WHITE
15	09471-12103	.BULB (12V,3W,T6.5)	1	
16-1	34650-93J21	GAUGE ASSY, WATER PRESSURE	1	15PSI BLACK
16-2	34650-93J32	GAUGE ASSY, WATER PRESSURE	1	15PSI WHITE
17	34191-92E00	.TUBE	1	
18	09407-14407	.CLAMP (L:145)	2	
19	09471-12103	.BULB (12V,3W,T6.5)	1	
20-1	34200-93J01	TACHOMETER ASSY, WITH MONITOR	1	BLACK
20-2	34200-93J13	TACHOMETER ASSY, WITH MONITOR	1	WHITE
21	09471-12077	.BULB (12V,1.7W)	1	



FIG.502H

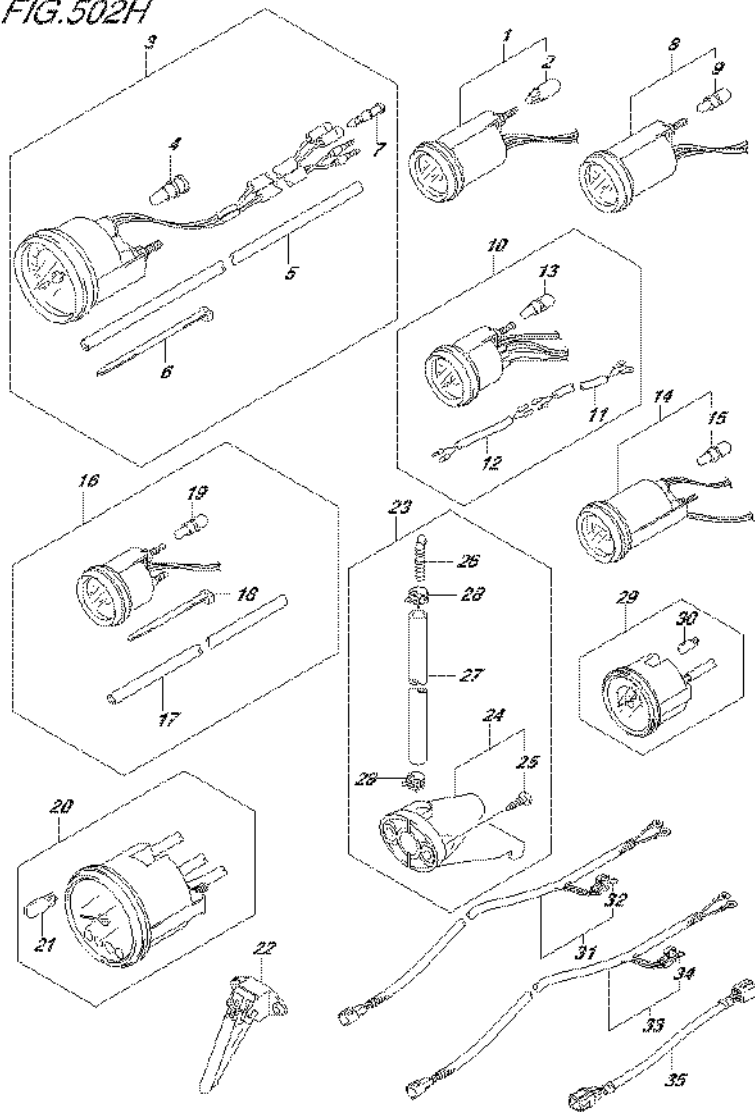


FIG.502H (2-J-11) OPT:METER (1) (DF90A E40)

REF NO.	PART NO.	DESCRIPTION	Q'TY	REMARKS
22	34190-87D00	SENDER ASSY, SPEEDOMETER	1	
23	34120-98J01	KIT, SPEEDOMETER SUB	1	
24	34190-95500	.SENDER ASSY, SPEEDOMETER	1	
25	03112-0630B	..SCREW	2	
26	55127-87D00	.UNION, SPEEDOMETER HOSE	1	
27	09355-40805-00B	.HOSE (4X8X2000)	1	L:2000->1700
28	09407-10404	.CLAMP (L:100)	2	
29-1	34200-93J41	TACHOMETER ASSY, WITH MONITOR	1	BLACK
29-2	34200-93J52	TACHOMETER ASSY, WITH MONITOR	1	WHITE
30	09471-12077	.BULB (12V,1.7W)	1	
31	36663-98J00	WIRE, GAUGE POWER (2.5M)	1	
32	09481-05501	.FUSE (5A)	1	
33	36663-98J10	HARNESS, ACTIVE HUB PWR (6M)	1	
34	09481-05501	.FUSE (5A)	1	
35	36682-92E00	WIRE, TRIM METER	1	

FIG.502J

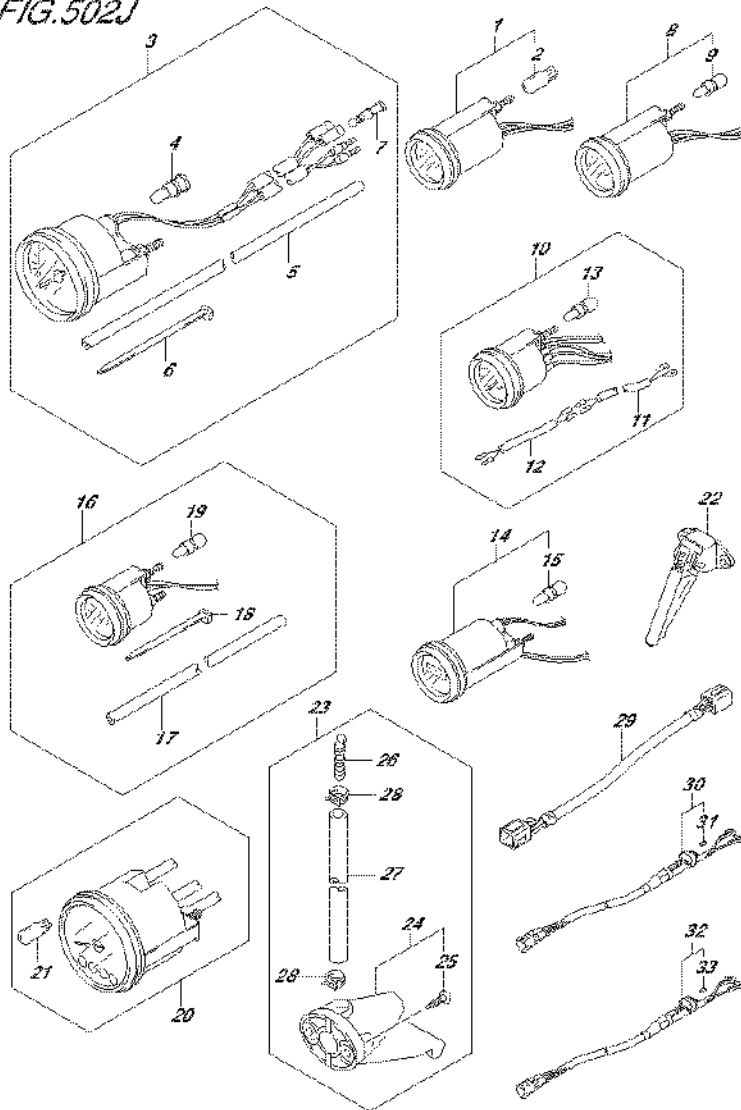


FIG.502J (2-J-12) OPT:METER (1) (DF90ATH E01)

REF NO.	PART NO.	DESCRIPTION	Q'TY	REMARKS
1-1	34800-93J01	METER ASSY, TRIM	1	BLACK
1-2	34800-93J12	METER ASSY, TRIM	1	WHITE
2	09471-12108	.BULB (12V,1.7W)	1	
3-1	34100-93J01	SPEEDOMETER ASSY	1	MAX 130KM/H BLACK
3-2	34100-93J12	SPEEDOMETER ASSY	1	MAX 130KM/H WHITE
3-3	34100-93J21	SPEEDOMETER ASSY	1	MAX 80KM/H BLACK
3-4	34100-93J32	SPEEDOMETER ASSY	1	MAX 80KM/H WHITE
3-5	34100-93J41	SPEEDOMETER ASSY	1	MAX 45KNOTS BLACK
3-6	34100-93J52	SPEEDOMETER ASSY	1	MAX 45KNOTS WHITE
3-7	34100-93J61	SPEEDOMETER ASSY	1	MAX 65KNOTS WHITE
4	09471-12028	.BULB (12V,3.4W)	1	
5	34191-92E00	.TUBE	1	
6	09407-14407	.CLAMP (L:145)	2	
7	36615-96300	.TERMINAL, RESIN	2	
8-1	34600-93J01	METER ASSY, VOLTAGE	1	BLACK
8-2	34600-93J12	METER ASSY, VOLTAGE	1	WHITE
9	09471-12103	.BULB (12V,3W,T6.5)	1	
10-1	34300-93J01	GAUGE ASSY, FUEL	1	BLACK
10-2	34300-93J12	GAUGE ASSY, FUEL	1	WHITE
11	34310-92E00	.LEAD, FUEL GAUGE	1	
12	34360-92E00	.ADAPTER, FUEL GAUGE	1	
13	09471-12103	.BULB (12V,3W,T6.5)	1	
14-1	34500-93J01	METER ASSY, HOUR	1	BLACK
14-2	34500-93J12	METER ASSY, HOUR	1	WHITE
15	09471-12103	.BULB (12V,3W,T6.5)	1	
16-1	34650-93J21	GAUGE ASSY, WATER PRESSURE	1	15PSI BLACK
16-2	34650-93J32	GAUGE ASSY, WATER PRESSURE	1	15PSI WHITE
17	34191-92E00	.TUBE	1	
18	09407-14407	.CLAMP (L:145)	2	
19	09471-12103	.BULB (12V,3W,T6.5)	1	
20-1	34200-93J01	TACHOMETER ASSY, WITH MONITOR	1	BLACK
20-2	34200-93J13	TACHOMETER ASSY, WITH MONITOR	1	WHITE
21	09471-12077	.BULB (12V,1.7W)	1	

FIG.502J

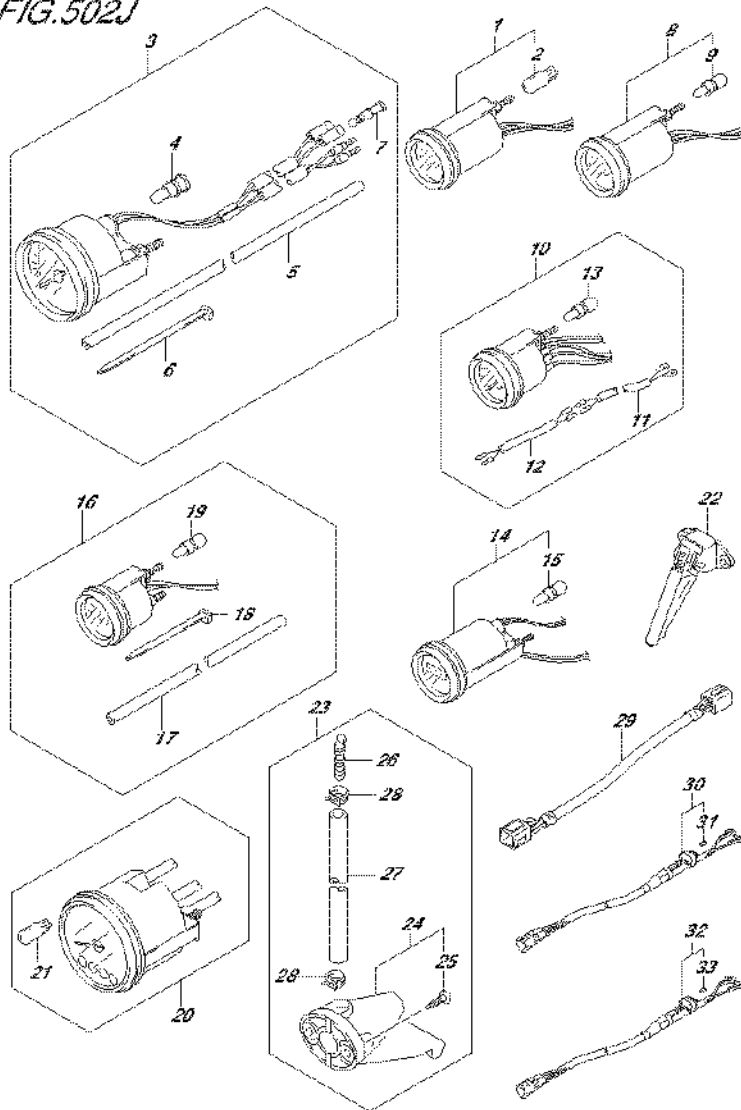


FIG.502J (2-J-13) OPT:METER (1) (DF90ATH E01)

REF NO.	PART NO.	DESCRIPTION	Q'TY	REMARKS
22	34190-87D00	SENDER ASSY, SPEEDOMETER	1	
23	34120-98J01	KIT, SPEEDOMETER SUB	1	
24	34190-95500	.SENDER ASSY, SPEEDOMETER	1	
25	03112-0630B	..SCREW	2	
26	55127-87D00	.UNION, SPEEDOMETER HOSE	1	
27	09355-40805-00B	.HOSE (4X8X2000)	1	L:2000->1700
28	09407-10404	.CLAMP (L:100)	2	
29	36682-92E00	WIRE, TRIM METER	1	
30	36663-98J00	WIRE, GAUGE POWER (2.5M)	1	
31	09481-05501	.FUSE (5A)	1	
32	36663-98J10	HARNESS, ACTIVE HUB PWR (6M)	1	
33	09481-05501	.FUSE (5A)	1	

FIG.502K

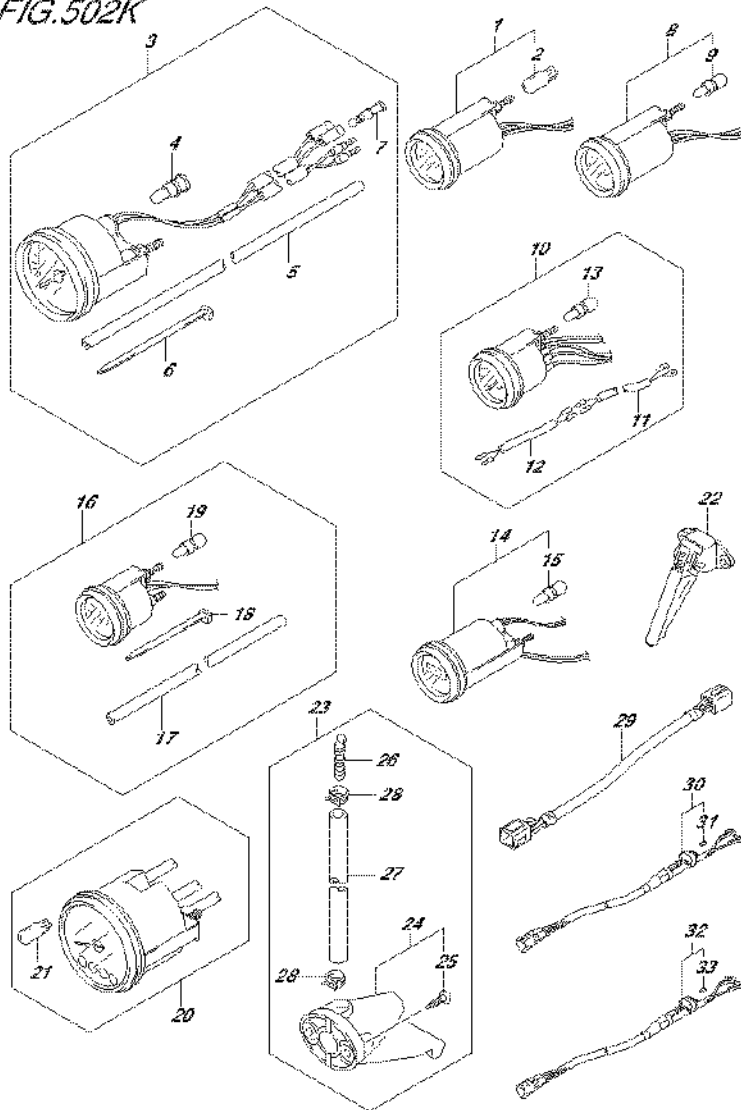


FIG.502K (2-J-14) OPT:METER (1) (DF90ATH E40)

REF NO.	PART NO.	DESCRIPTION	Q'TY	REMARKS
1-1	34800-93J01	METER ASSY, TRIM	1	BLACK
1-2	34800-93J12	METER ASSY, TRIM	1	WHITE
2	09471-12108	.BULB (12V,1.7W)	1	
3-1	34100-93J01	SPEEDOMETER ASSY	1	MAX 130KM/H BLACK
3-2	34100-93J12	SPEEDOMETER ASSY	1	MAX 130KM/H WHITE
3-3	34100-93J21	SPEEDOMETER ASSY	1	MAX 80KM/H BLACK
3-4	34100-93J32	SPEEDOMETER ASSY	1	MAX 80KM/H WHITE
3-5	34100-93J41	SPEEDOMETER ASSY	1	MAX 45KNOTS BLACK
3-6	34100-93J52	SPEEDOMETER ASSY	1	MAX 45KNOTS WHITE
3-7	34100-93J61	SPEEDOMETER ASSY	1	MAX 65KNOTS WHITE
4	09471-12028	.BULB (12V,3.4W)	1	
5	34191-92E00	.TUBE	1	
6	09407-14407	.CLAMP (L:145)	2	
7	36615-96300	.TERMINAL, RESIN	2	
8-1	34600-93J01	METER ASSY, VOLTAGE	1	BLACK
8-2	34600-93J12	METER ASSY, VOLTAGE	1	WHITE
9	09471-12103	.BULB (12V,3W,T6.5)	1	
10-1	34300-93J01	GAUGE ASSY, FUEL	1	BLACK
10-2	34300-93J12	GAUGE ASSY, FUEL	1	WHITE
11	34310-92E00	.LEAD, FUEL GAUGE	1	
12	34360-92E00	.ADAPTER, FUEL GAUGE	1	
13	09471-12103	.BULB (12V,3W,T6.5)	1	
14-1	34500-93J01	METER ASSY, HOUR	1	BLACK
14-2	34500-93J12	METER ASSY, HOUR	1	WHITE
15	09471-12103	.BULB (12V,3W,T6.5)	1	
16-1	34650-93J21	GAUGE ASSY, WATER PRESSURE	1	15PSI BLACK
16-2	34650-93J32	GAUGE ASSY, WATER PRESSURE	1	15PSI WHITE
17	34191-92E00	.TUBE	1	
18	09407-14407	.CLAMP (L:145)	2	
19	09471-12103	.BULB (12V,3W,T6.5)	1	
20-1	34200-93J01	TACHOMETER ASSY, WITH MONITOR	1	BLACK
20-2	34200-93J13	TACHOMETER ASSY, WITH MONITOR	1	WHITE
21	09471-12077	.BULB (12V,1.7W)	1	

FIG.502K

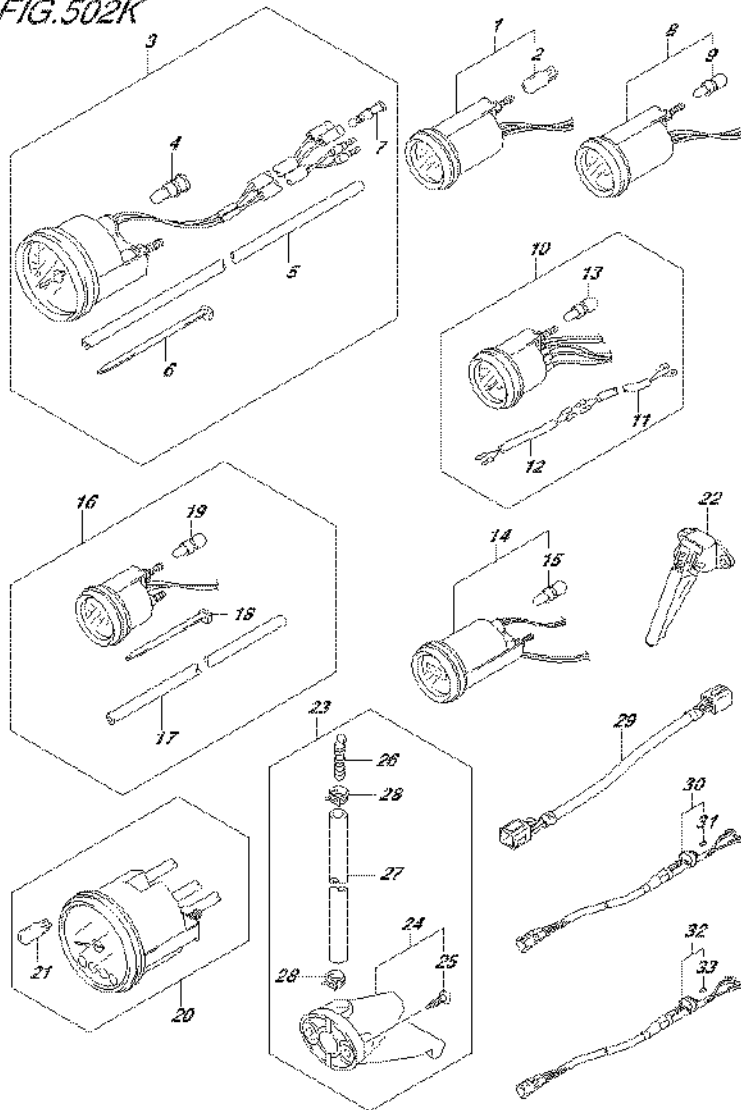


FIG.502K (2-J-15) OPT:METER (1) (DF90ATH E40)

REF NO.	PART NO.	DESCRIPTION	Q'TY	REMARKS
22	34190-87D00	SENDER ASSY, SPEEDOMETER	1	
23	34120-98J01	KIT, SPEEDOMETER SUB	1	
24	34190-95500	.SENDER ASSY, SPEEDOMETER	1	
25	03112-0630B	..SCREW	2	
26	55127-87D00	.UNION, SPEEDOMETER HOSE	1	
27	09355-40805-00B	.HOSE (4X8X2000)	1	L:2000->1700
28	09407-10404	.CLAMP (L:100)	2	
29	36682-92E00	WIRE, TRIM METER	1	
30	36663-98J00	WIRE, GAUGE POWER (2.5M)	1	
31	09481-05501	.FUSE (5A)	1	
32	36663-98J10	HARNESS, ACTIVE HUB PWR (6M)	1	
33	09481-05501	.FUSE (5A)	1	

FIG.503A

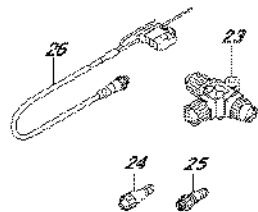
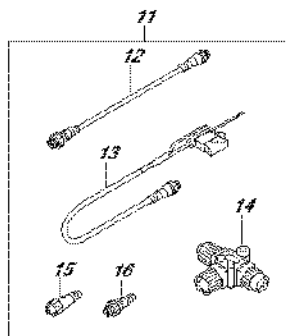

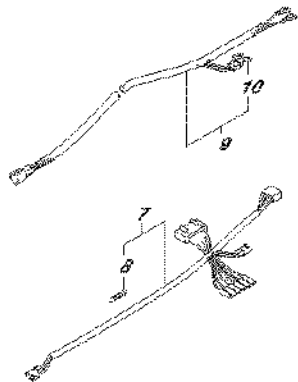
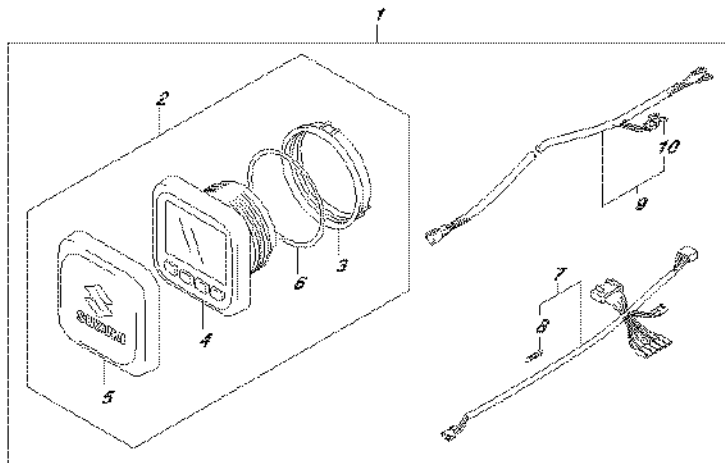


FIG.503A (2-K-2) OPT:METER (2) (DF70A E01)

REF NO.	PART NO.	DESCRIPTION	Q'TY	REMARKS
1	34000-96L00	KIT, SINGLE GAUGE MECH	1	
2	34011-96L00	..SET, MULTI GAUGE	1	
3	34112-96L00	..NUT, GAUGE	1	
4	34193-96L00	..BEZEL, GAUGE	1	
5	34211-96L00	..COVER, GAUGE	1	
6	34825-96L00	..PACKING, GAUGE	1	
7	36661-96L10	..ADAPTER, GAUGE	1	
8	36615-96300	..TERMINAL	5	
9	36663-98J10	..WIRE, GAUGE POWER	1	
10	09481-05501	..FUSE (5A)	1	
11	36001-88L00	SET, WIRE	1	
12	36662-88L10	..WIRE, 2 EXTENSION	1	
13	36663-88L00	..HARNESS ASSY, NETWORK POWER	1	
14	36664-88L00	..CONNECTOR, BRANCH	1	
15	36665-88L00	..UNIT, RESISTOR FEMALE	1	
16	36665-88L10	..UNIT, RESISTOR MALE	1	
17	34190-88L00	SENSOR ASSY, PAD WHEEL	1	
18	36662-88L10	WIRE, 2 EXTENSION	1	
19	36662-88L20	WIRE, 6 EXTENSION	1	
20	36662-88L30	WIRE, 15 EXTENSION	1	
21	36662-88L00	WIRE, 25 EXTENSION	1	
22	39950-88L01	MODULE ASSY, GPS RECEIVER	1	
23	36664-88L00	CONNECTOR, BRANCH	1	
24	36665-88L00	UNIT, RESISTOR FEMALE	1	
25	36665-88L10	UNIT, RESISTOR MALE	1	
26	36663-88L00	HARNESS ASSY, NETWORK POWER	1	

FIG.503B

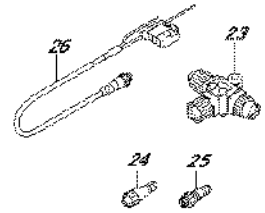
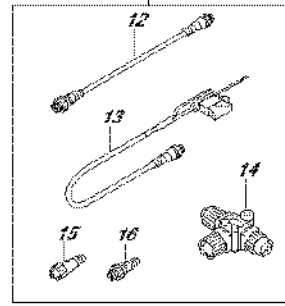
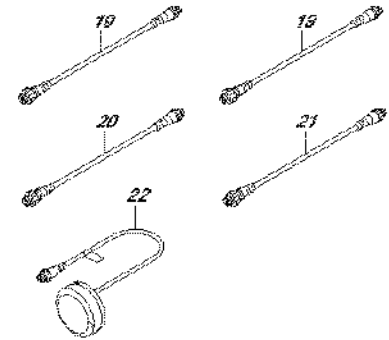
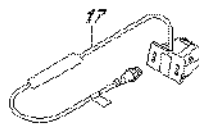
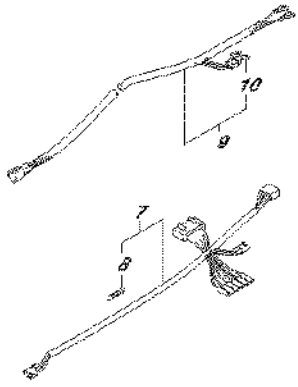
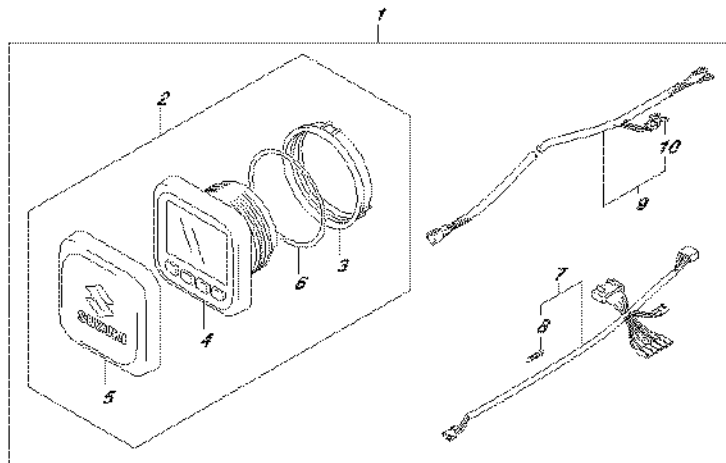


FIG.503B (2-K-3) OPT:METER (2) (DF70A E40)

REF NO.	PART NO.	DESCRIPTION	Q'TY	REMARKS
1	34000-96L00	KIT, SINGLE GAUGE MECH	1	
2	34011-96L00	..SET, MULTI GAUGE	1	
3	34112-96L00	..NUT, GAUGE	1	
4	34193-96L00	..BEZEL, GAUGE	1	
5	34211-96L00	..COVER, GAUGE	1	
6	34825-96L00	..PACKING, GAUGE	1	
7	36661-96L10	..ADAPTER, GAUGE	1	
8	36615-96300	..TERMINAL	5	
9	36663-98J10	..WIRE, GAUGE POWER	1	
10	09481-05501	..FUSE (5A)	1	
11	36001-88L00	SET, WIRE	1	
12	36662-88L10	..WIRE, 2 EXTENSION	1	
13	36663-88L00	..HARNESS ASSY, NETWORK POWER	1	
14	36664-88L00	..CONNECTOR, BRANCH	1	
15	36665-88L00	..UNIT, RESISTOR FEMALE	1	
16	36665-88L10	..UNIT, RESISTOR MALE	1	
17	34190-88L00	SENSOR ASSY, PAD WHEEL	1	
18	36662-88L10	WIRE, 2 EXTENSION	1	
19	36662-88L20	WIRE, 6 EXTENSION	1	
20	36662-88L30	WIRE, 15 EXTENSION	1	
21	36662-88L00	WIRE, 25 EXTENSION	1	
22	39950-88L01	MODULE ASSY, GPS RECEIVER	1	
23	36664-88L00	CONNECTOR, BRANCH	1	
24	36665-88L00	UNIT, RESISTOR FEMALE	1	
25	36665-88L10	UNIT, RESISTOR MALE	1	
26	36663-88L00	HARNESS ASSY, NETWORK POWER	1	

FIG.503C

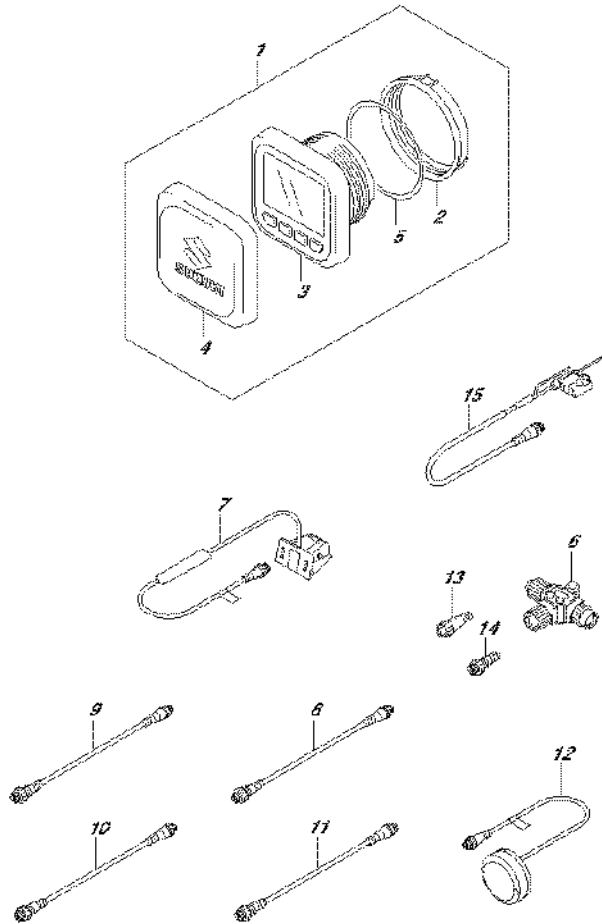


FIG.503C (2-K-4) OPT:METER (2) (DF70ATH E01)

REF NO.	PART NO.	DESCRIPTION	Q'TY	REMARKS
1	34011-96L00	SET, MULTI GAUGE	1	
2	34112-96L00	.NUT, GAUGE	1	
3	34193-96L00	.BEZEL, GAUGE	1	
4	34211-96L00	.COVER, GAUGE	1	
5	34825-96L00	.PACKING, GAUGE	1	
6	36664-88L00	CONNECTOR, BRANCH	1	
7	34190-88L00	SENSOR ASSY, PAD WHEEL	1	
8	36662-88L10	WIRE, 2 EXTENSION	1	
9	36662-88L20	WIRE, 6 EXTENSION	1	
10	36662-88L30	WIRE, 15 EXTENSION	1	
11	36662-88L00	WIRE, 25 EXTENSION	1	
12	39950-88L01	MODULE ASSY, GPS RECEIVER	1	
13	36665-88L00	UNIT, RESISTOR FEMALE	1	
14	36665-88L10	UNIT, RESISTOR MALE	1	
15	36663-88L00	HARNESS ASSY, NETWORK POWER	1	



FIG.503D

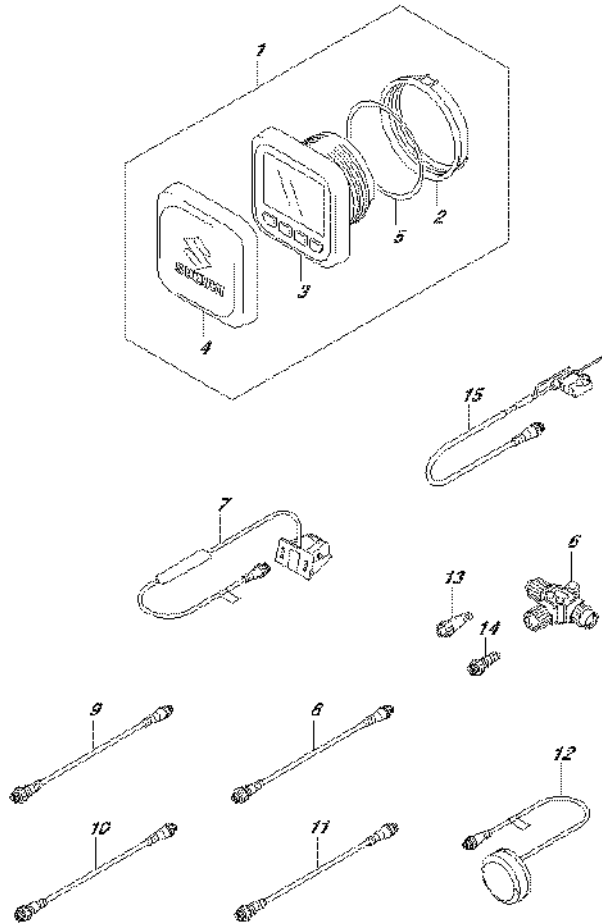


FIG.503D (2-K-5) OPT:METER (2) (DF70ATH E40)

REF NO.	PART NO.	DESCRIPTION	Q'TY	REMARKS
1	34011-96L00	SET, MULTI GAUGE	1	
2	34112-96L00	.NUT, GAUGE	1	
3	34193-96L00	.BEZEL, GAUGE	1	
4	34211-96L00	.COVER, GAUGE	1	
5	34825-96L00	.PACKING, GAUGE	1	
6	36664-88L00	CONNECTOR, BRANCH	1	
7	34190-88L00	SENSOR ASSY, PAD WHEEL	1	
8	36662-88L10	WIRE, 2 EXTENSION	1	
9	36662-88L20	WIRE, 6 EXTENSION	1	
10	36662-88L30	WIRE, 15 EXTENSION	1	
11	36662-88L00	WIRE, 25 EXTENSION	1	
12	39950-88L01	MODULE ASSY, GPS RECEIVER	1	
13	36665-88L00	UNIT, RESISTOR FEMALE	1	
14	36665-88L10	UNIT, RESISTOR MALE	1	
15	36663-88L00	HARNESS ASSY, NETWORK POWER	1	

FIG.503E

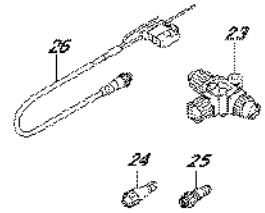
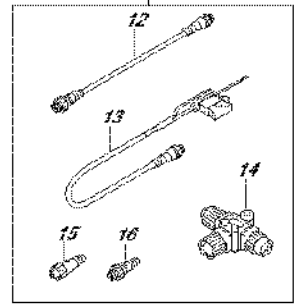
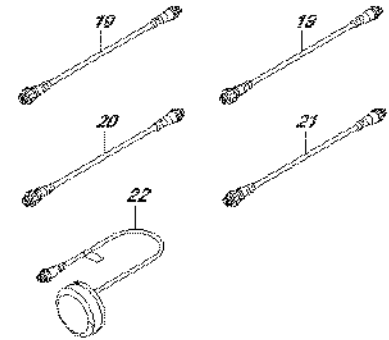
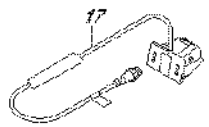
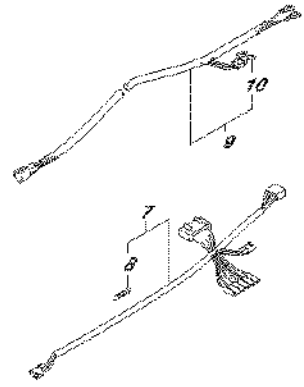
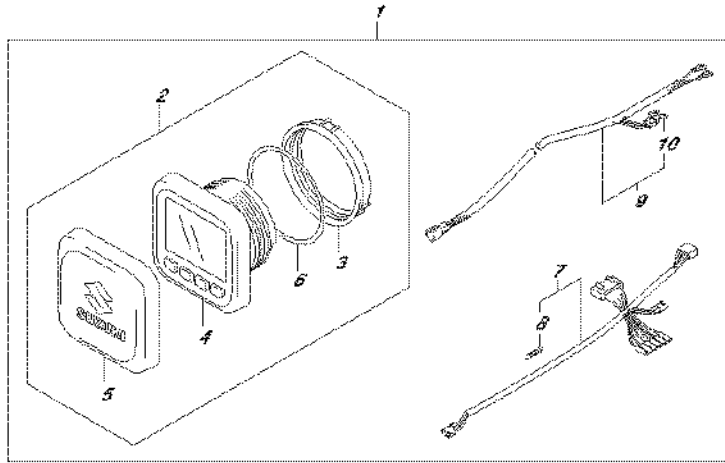


FIG.503E (2-K-6) OPT:METER (2) (DF80A E01)

REF NO.	PART NO.	DESCRIPTION	Q'TY	REMARKS
1	34000-96L00	KIT, SINGLE GAUGE MECH	1	
2	34011-96L00	..SET, MULTI GAUGE	1	
3	34112-96L00	..NUT, GAUGE	1	
4	34193-96L00	..BEZEL, GAUGE	1	
5	34211-96L00	..COVER, GAUGE	1	
6	34825-96L00	..PACKING, GAUGE	1	
7	36661-96L10	..ADAPTER, GAUGE	1	
8	36615-96300	..TERMINAL	5	
9	36663-98J10	..WIRE, GAUGE POWER	1	
10	09481-05501	..FUSE (5A)	1	
11	36001-88L00	SET, WIRE	1	
12	36662-88L10	..WIRE, 2 EXTENSION	1	
13	36663-88L00	..HARNESS ASSY, NETWORK POWER	1	
14	36664-88L00	..CONNECTOR, BRANCH	1	
15	36665-88L00	..UNIT, RESISTOR FEMALE	1	
16	36665-88L10	..UNIT, RESISTOR MALE	1	
17	34190-88L00	SENSOR ASSY, PAD WHEEL	1	
18	36662-88L10	WIRE, 2 EXTENSION	1	
19	36662-88L20	WIRE, 6 EXTENSION	1	
20	36662-88L30	WIRE, 15 EXTENSION	1	
21	36662-88L00	WIRE, 25 EXTENSION	1	
22	39950-88L01	MODULE ASSY, GPS RECEIVER	1	
23	36664-88L00	CONNECTOR, BRANCH	1	
24	36665-88L00	UNIT, RESISTOR FEMALE	1	
25	36665-88L10	UNIT, RESISTOR MALE	1	
26	36663-88L00	HARNESS ASSY, NETWORK POWER	1	

FIG.503F

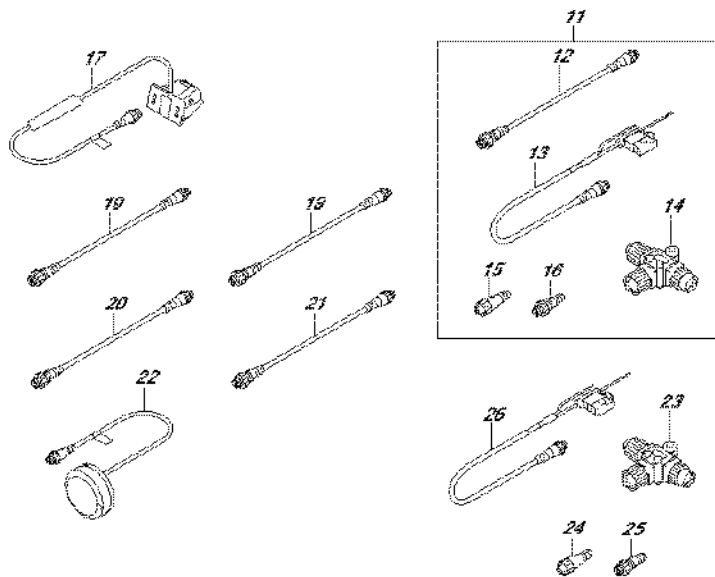
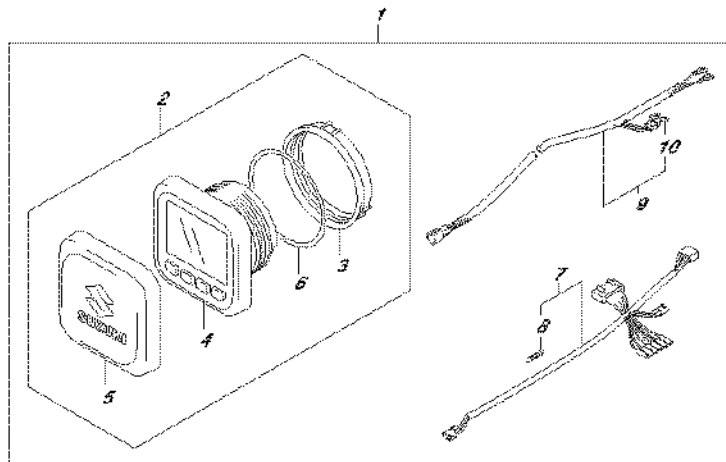


FIG.503F (2-K-7) OPT:METER (2) (DF80A E40)

REF NO.	PART NO.	DESCRIPTION	Q'TY	REMARKS
1	34000-96L00	KIT, SINGLE GAUGE MECH	1	
2	34011-96L00	..SET, MULTI GAUGE	1	
3	34112-96L00	..NUT, GAUGE	1	
4	34193-96L00	..BEZEL, GAUGE	1	
5	34211-96L00	..COVER, GAUGE	1	
6	34825-96L00	..PACKING, GAUGE	1	
7	36661-96L10	..ADAPTER, GAUGE	1	
8	36615-96300	..TERMINAL	5	
9	36663-98J10	..WIRE, GAUGE POWER	1	
10	09481-05501	..FUSE (5A)	1	
11	36001-88L00	SET, WIRE	1	
12	36662-88L10	..WIRE, 2 EXTENSION	1	
13	36663-88L00	..HARNESS ASSY, NETWORK POWER	1	
14	36664-88L00	..CONNECTOR, BRANCH	1	
15	36665-88L00	..UNIT, RESISTOR FEMALE	1	
16	36665-88L10	..UNIT, RESISTOR MALE	1	
17	34190-88L00	SENSOR ASSY, PAD WHEEL	1	
18	36662-88L10	WIRE, 2 EXTENSION	1	
19	36662-88L20	WIRE, 6 EXTENSION	1	
20	36662-88L30	WIRE, 15 EXTENSION	1	
21	36662-88L00	WIRE, 25 EXTENSION	1	
22	39950-88L01	MODULE ASSY, GPS RECEIVER	1	
23	36664-88L00	CONNECTOR, BRANCH	1	
24	36665-88L00	UNIT, RESISTOR FEMALE	1	
25	36665-88L10	UNIT, RESISTOR MALE	1	
26	36663-88L00	HARNESS ASSY, NETWORK POWER	1	

FIG.503G

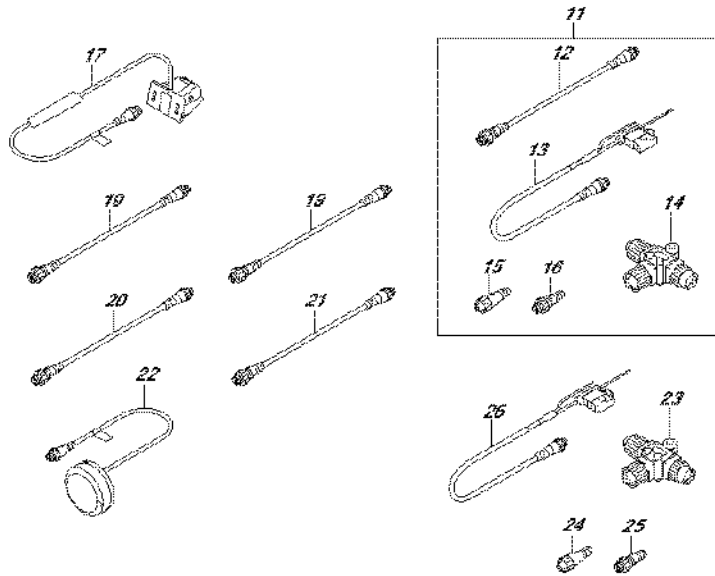
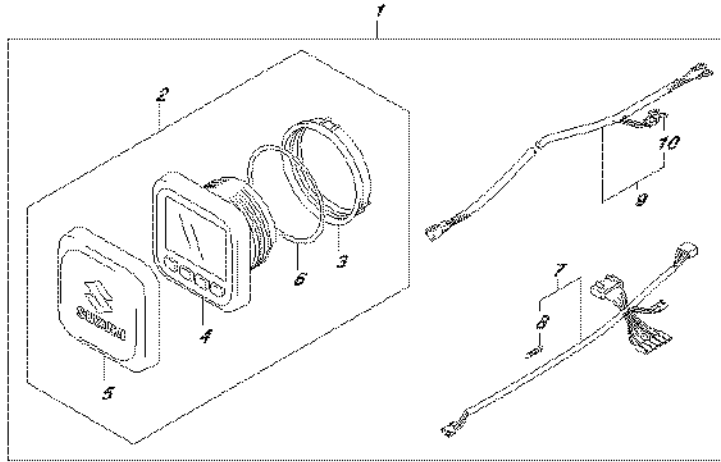


FIG.503G (2-K-8) OPT:METER (2) (DF90A E01)

REF NO.	PART NO.	DESCRIPTION	Q'TY	REMARKS
1	34000-96L00	KIT, SINGLE GAUGE MECH	1	
2	34011-96L00	..SET, MULTI GAUGE	1	
3	34112-96L00	..NUT, GAUGE	1	
4	34193-96L00	..BEZEL, GAUGE	1	
5	34211-96L00	..COVER, GAUGE	1	
6	34825-96L00	..PACKING, GAUGE	1	
7	36661-96L10	..ADAPTER, GAUGE	1	
8	36615-96300	..TERMINAL	5	
9	36663-98J10	..WIRE, GAUGE POWER	1	
10	09481-05501	..FUSE (5A)	1	
11	36001-88L00	SET, WIRE	1	
12	36662-88L10	..WIRE, 2 EXTENSION	1	
13	36663-88L00	..HARNESS ASSY, NETWORK POWER	1	
14	36664-88L00	..CONNECTOR, BRANCH	1	
15	36665-88L00	..UNIT, RESISTOR FEMALE	1	
16	36665-88L10	..UNIT, RESISTOR MALE	1	
17	34190-88L00	SENSOR ASSY, PAD WHEEL	1	
18	36662-88L10	WIRE, 2 EXTENSION	1	
19	36662-88L20	WIRE, 6 EXTENSION	1	
20	36662-88L30	WIRE, 15 EXTENSION	1	
21	36662-88L00	WIRE, 25 EXTENSION	1	
22	39950-88L01	MODULE ASSY, GPS RECEIVER	1	
23	36664-88L00	CONNECTOR, BRANCH	1	
24	36665-88L00	UNIT, RESISTOR FEMALE	1	
25	36665-88L10	UNIT, RESISTOR MALE	1	
26	36663-88L00	HARNESS ASSY, NETWORK POWER	1	

FIG.503H

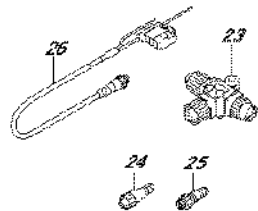
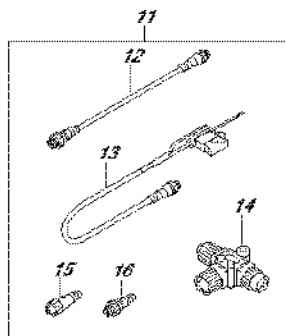
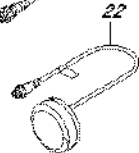
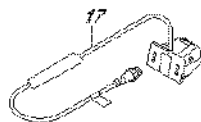
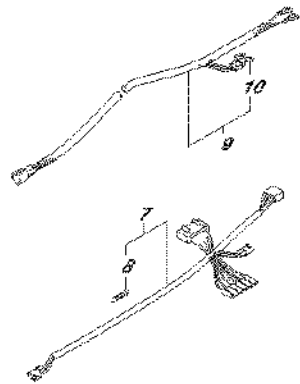
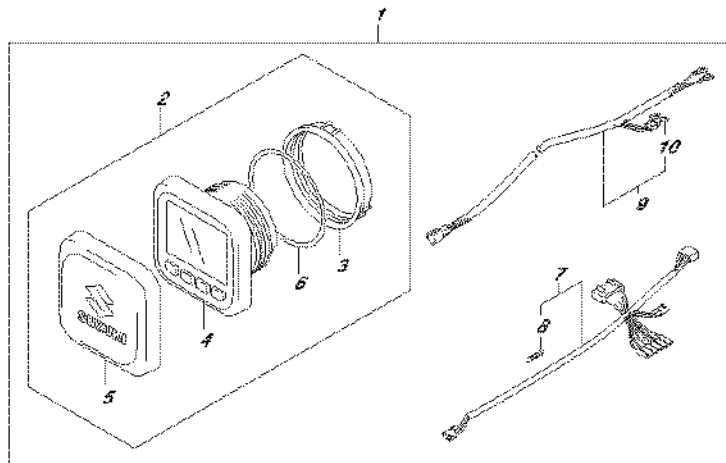


FIG.503H (2-K-9) OPT:METER (2) (DF90A E40)

REF NO.	PART NO.	DESCRIPTION	Q'TY	REMARKS
1	34000-96L00	KIT, SINGLE GAUGE MECH	1	
2	34011-96L00	..SET, MULTI GAUGE	1	
3	34112-96L00	..NUT, GAUGE	1	
4	34193-96L00	..BEZEL, GAUGE	1	
5	34211-96L00	..COVER, GAUGE	1	
6	34825-96L00	..PACKING, GAUGE	1	
7	36661-96L10	..ADAPTER, GAUGE	1	
8	36615-96300	..TERMINAL	5	
9	36663-98J10	..WIRE, GAUGE POWER	1	
10	09481-05501	..FUSE (5A)	1	
11	36001-88L00	SET, WIRE	1	
12	36662-88L10	..WIRE, 2 EXTENSION	1	
13	36663-88L00	..HARNESS ASSY, NETWORK POWER	1	
14	36664-88L00	..CONNECTOR, BRANCH	1	
15	36665-88L00	..UNIT, RESISTOR FEMALE	1	
16	36665-88L10	..UNIT, RESISTOR MALE	1	
17	34190-88L00	SENSOR ASSY, PAD WHEEL	1	
18	36662-88L10	WIRE, 2 EXTENSION	1	
19	36662-88L20	WIRE, 6 EXTENSION	1	
20	36662-88L30	WIRE, 15 EXTENSION	1	
21	36662-88L00	WIRE, 25 EXTENSION	1	
22	39950-88L01	MODULE ASSY, GPS RECEIVER	1	
23	36664-88L00	CONNECTOR, BRANCH	1	
24	36665-88L00	UNIT, RESISTOR FEMALE	1	
25	36665-88L10	UNIT, RESISTOR MALE	1	
26	36663-88L00	HARNESS ASSY, NETWORK POWER	1	

FIG.503J

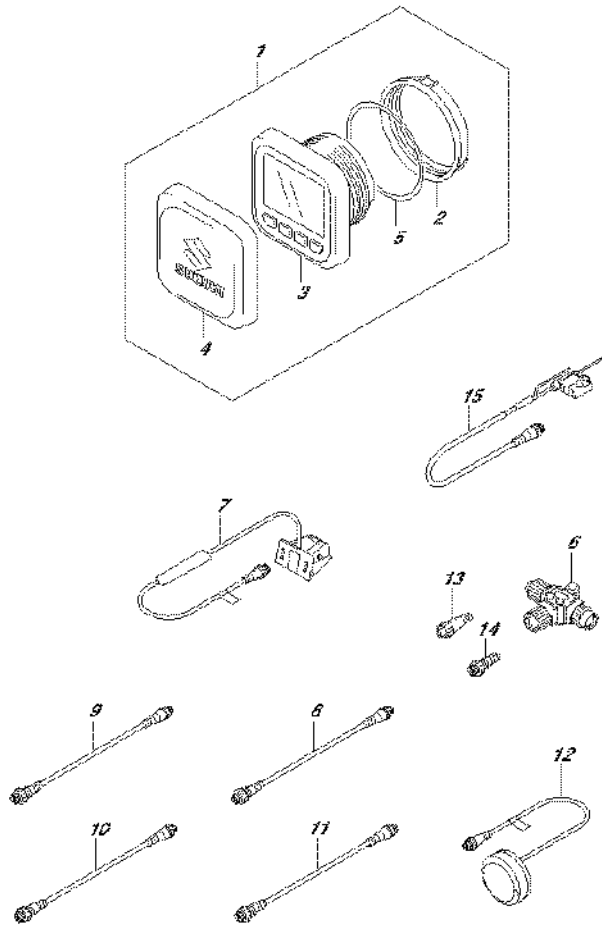


FIG.503J (2-K-10) OPT:METER (2) (DF90ATH E01)

REF NO.	PART NO.	DESCRIPTION	Q'TY	REMARKS
1	34011-96L00	SET, MULTI GAUGE	1	
2	34112-96L00	.NUT, GAUGE	1	
3	34193-96L00	.BEZEL, GAUGE	1	
4	34211-96L00	.COVER, GAUGE	1	
5	34825-96L00	.PACKING, GAUGE	1	
6	36664-88L00	CONNECTOR, BRANCH	1	
7	34190-88L00	SENSOR ASSY, PAD WHEEL	1	
8	36662-88L10	WIRE, 2 EXTENSION	1	
9	36662-88L20	WIRE, 6 EXTENSION	1	
10	36662-88L30	WIRE, 15 EXTENSION	1	
11	36662-88L00	WIRE, 25 EXTENSION	1	
12	39950-88L01	MODULE ASSY, GPS RECEIVER	1	
13	36665-88L00	UNIT, RESISTOR FEMALE	1	
14	36665-88L10	UNIT, RESISTOR MALE	1	
15	36663-88L00	HARNESS ASSY, NETWORK POWER	1	

FIG.503K

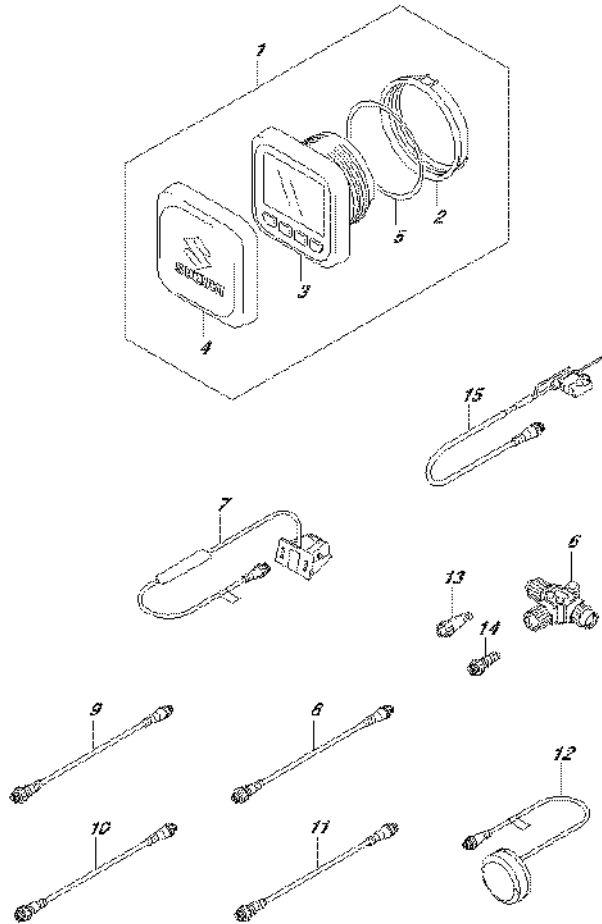


FIG.503K (2-K-11) OPT:METER (2) (DF90ATH E40)

REF NO.	PART NO.	DESCRIPTION	Q'TY	REMARKS
1	34011-96L00	SET, MULTI GAUGE	1	
2	34112-96L00	.NUT, GAUGE	1	
3	34193-96L00	.BEZEL, GAUGE	1	
4	34211-96L00	.COVER, GAUGE	1	
5	34825-96L00	.PACKING, GAUGE	1	
6	36664-88L00	CONNECTOR, BRANCH	1	
7	34190-88L00	SENSOR ASSY, PAD WHEEL	1	
8	36662-88L10	WIRE, 2 EXTENSION	1	
9	36662-88L20	WIRE, 6 EXTENSION	1	
10	36662-88L30	WIRE, 15 EXTENSION	1	
11	36662-88L00	WIRE, 25 EXTENSION	1	
12	39950-88L01	MODULE ASSY, GPS RECEIVER	1	
13	36665-88L00	UNIT, RESISTOR FEMALE	1	
14	36665-88L10	UNIT, RESISTOR MALE	1	
15	36663-88L00	HARNESS ASSY, NETWORK POWER	1	

FIG.507A

FIG.507A (2-K-12) OPT:WATER PRESSURE GAUGE SUB KIT

REF NO.	PART NO.	DESCRIPTION	Q'TY	REMARKS
1	34660-90J02	WATER PRESSURE GAUGE SUB KIT	1	
2	09352-50903-600	.HOSE (5X9X600)	1	L:600->160
3	09352-50903-600	.HOSE (5X9X600)	1	L:600->210
4	09367-06006	.3 WAY	1	
5	09401-08413	.CLIP	4	
6	18498-99EA0	.PROTECTOR (L:80)	1	
7	09407-25402	.CLAMP (L:250)	1	

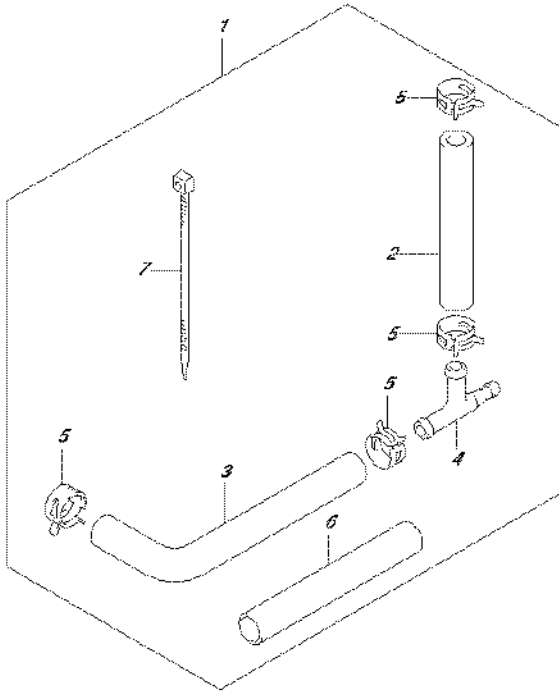




FIG.508A

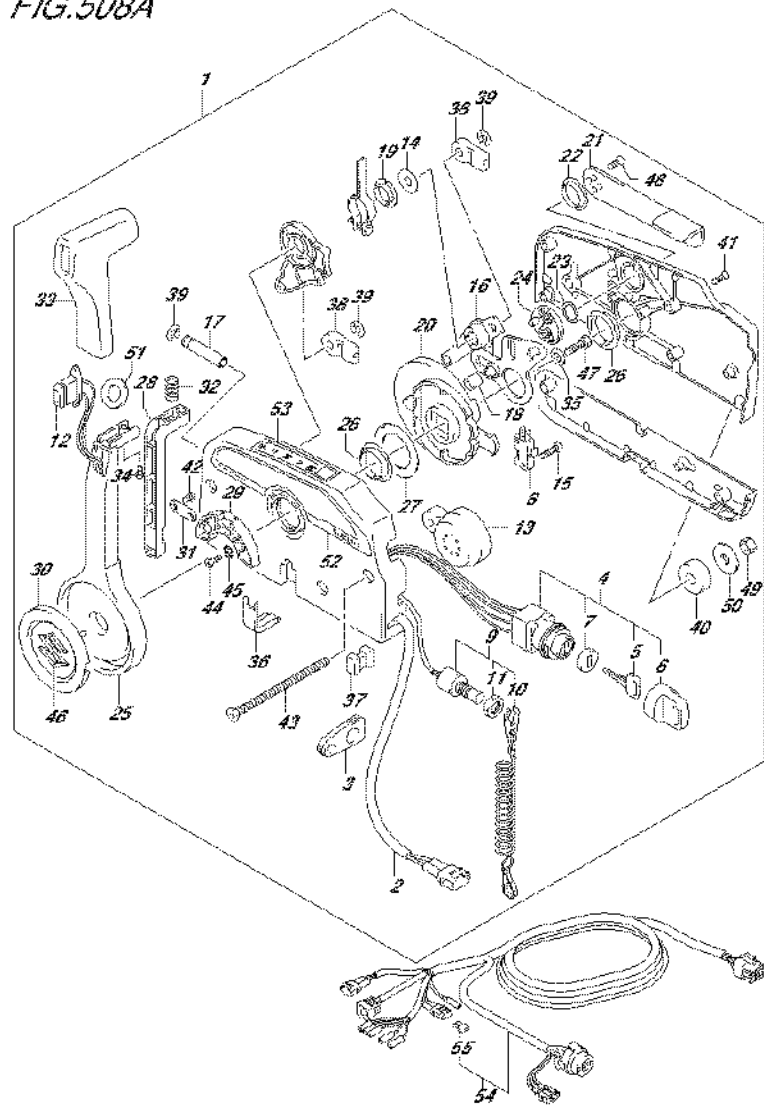
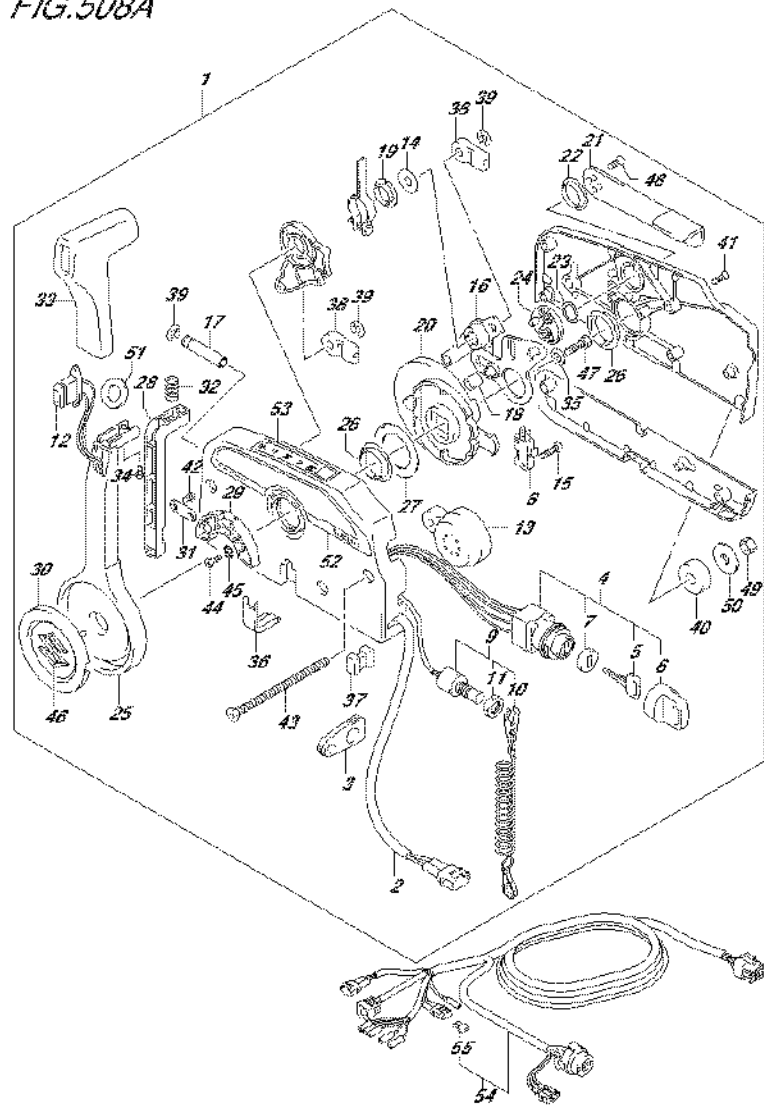


FIG.508A (2-K-13) OPT:REMOTE CONTROL (DF70A E01)

REF NO.	PART NO.	DESCRIPTION	Q'TY	REMARKS
1	67200-93J50	REMOTE CONTROL ASSY	1	
2	36646-93J01	.WIRE ASSY, PTT SW ADAPTER	1	
3	36628-92E00	.GROMMET, WIRE HARNESS	1	
4	37110-93J11	.SWITCH ASSY, IGNITION	1	
5-1	37141-99E00	..KEY (931)	2	
5-2	37141-99E10	..KEY (932)	2	
5-3	37141-99E20	..KEY (933)	2	
5-4	37141-99E30	..KEY (934)	2	
5-5	37141-99E40	..KEY (935)	2	
5-6	37141-99E50	..KEY (936)	2	
5-7	37141-99E60	..KEY (937)	2	
5-8	37141-99E70	..KEY (938)	2	
5-9	37141-99E80	..KEY (939)	2	
5-10	37141-99E90	..KEY (940)	2	
5-11	37141-99EA0	..KEY (941)	2	
5-12	37141-99EB0	..KEY (942)	2	
6	37143-99E00	..CAP, KEY	2	
7	37149-93J00	..CAP CYLINDER BODY	1	
8	37721-93J91	.SWITCH, NEUTRAL	1	
9	37820-93J04	.SWITCH ASSY, EMERGENCY	1	
10	37823-92E01	..PLATE	1	
11	37826-92J00	..NUT	1	
12	37850-90J05	.SWITCH ASSY, PTT	1	
13	38500-93J90	.BUZZER	1	
14	67212-95600	.WASHER	1	
15	67296-92E11	.SCREW, NEUTRAL SW	2	
16	67220-95630	.PLATE ASSY	1	
17	67223-99E10	.KNOB, BRAKE ADJ	1	
18	67229-95600	.ROLLER	1	
19	67232-95600	.BUSH	1	
20	67238-87D00	.GEAR, DRIVE	1	
21	67241-99E10	.LEVER, FREE THROTTLE	1	
22	67243-95600	.BUSH	1	
23	67244-95600	.WASHER, WAVE	1	

FIG.508A



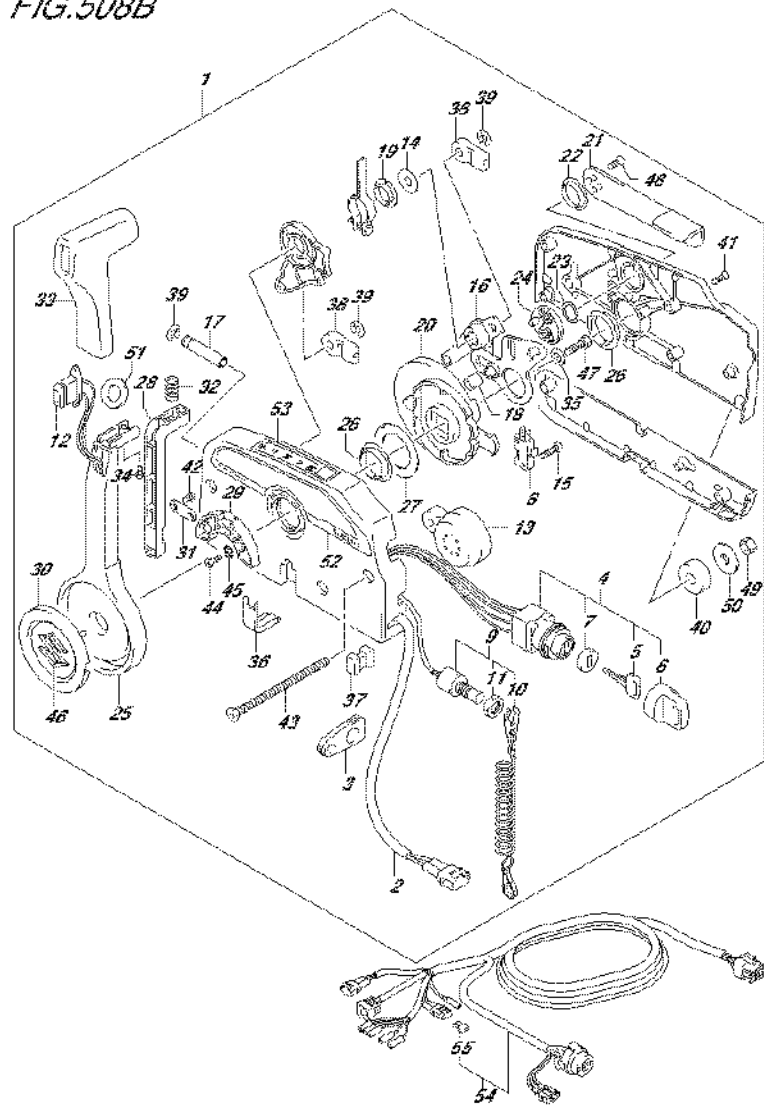
DF90A\_E01\_016\_00A  
OPT.REMOTE CONTROL

FIG.508A (2-K-14) OPT:REMOTE CONTROL (DF70A E01)

REF NO.	PART NO.	DESCRIPTION	Q'TY	REMARKS
24	67245-95600	.DRUM, FREE THROTTLE	1	
25	67251-99E20	.LEVER, HANDLE	1	
26	67252-95600	.BUSH	2	
27	67253-95600	.WASHER	1	
28	67255-99E10	.ARM, LOCK	1	
29	67256-95600	.HOLDER, NEUT LOCK	1	
30	67257-99E10	.CAP, LEVER	1	
31	67258-99E00	.BRACKET, LOCK ARM	1	
32	67259-87D00	.SPRING, NEUTRAL ARM	1	
33	67261-99E10	.GRIP	1	
34	67296-94310	.SCREW	1	
35	67264-95600	.WASHER	1	
36	67267-93J00	.COVER, WIRE	1	
37	67273-95600	.SPACER	1	
38	67275-95600	.END, CABLE	2	
39	67292-94300	.E RING	3	
40	67294-95600	.SPACER	3	
41	67296-90J00	.SCREW	5	
42	67296-94300	.SCREW	2	
43	67296-95600	.SCREW	3	
44	67296-95610	.SCREW	2	
45	67297-95600	.WASHER	2	
46	77811-54GB0-0PG	.EMBLEM, REAR MARK S (CHROME)	1	
47	09100-08232	.BOLT (8X30)	1	
48	09126-05003	.SCREW (5X12)	2	
49	09140-06020	.NUT	3	
50	09160-06104	.WASHER (6.5X24X2)	3	
51	37859-90J00	.SPACER	1	
52	67282-94L00	.DECAL, REMOCON SIDE	1	
53	67284-94L00	.MARK, HANDLE LEVER	1	
54-1	36620-93J02	WIRE ASSY, REMOTE CONTROL	1	L:5000
54-2	36620-93J52	WIRE ASSY, REMOTE CONTROL	1	L:3500
54-3	36620-93J62	WIRE ASSY, REMOTE CONTROL	1	L:6500
55	09481-10501	.FUSE (10A)	1	

DF90A\_E01\_016

FIG.508B



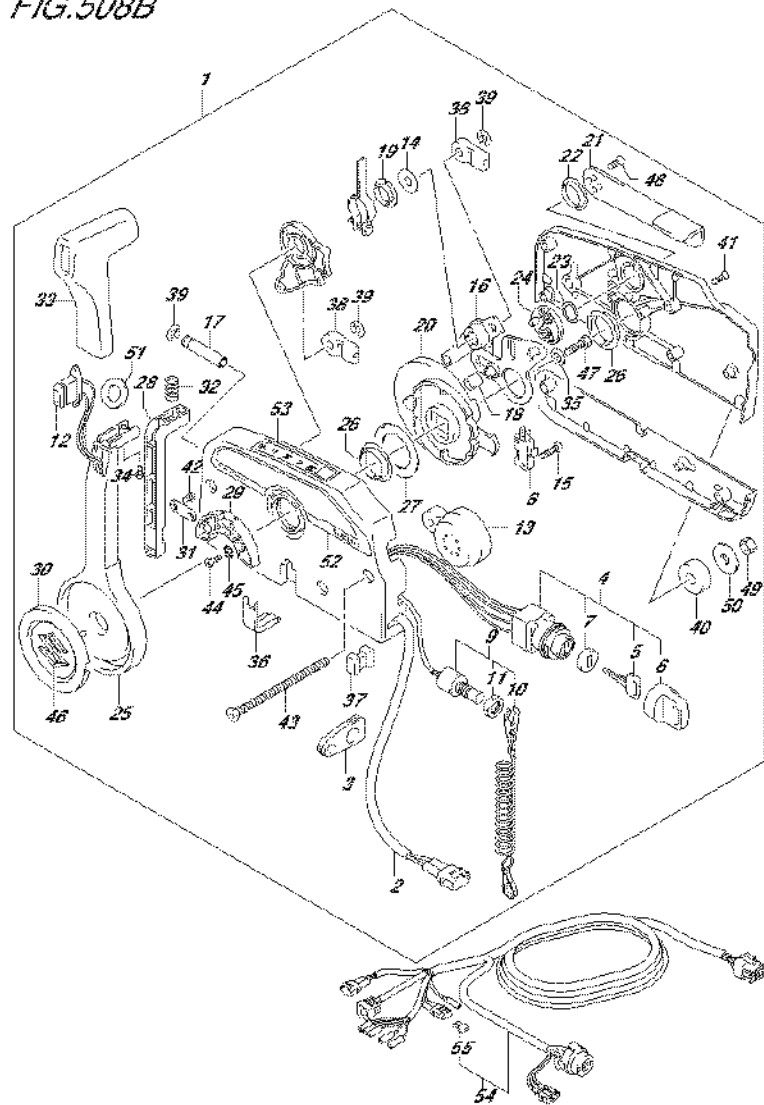
DF90A\_E01\_016\_508B  
OPT.REMOTE CONTROL

FIG.508B (2-K-15) OPT:REMOTE CONTROL (DF70A E40)

REF NO.	PART NO.	DESCRIPTION	Q'TY	REMARKS
1	67200-93J50	REMOTE CONTROL ASSY	1	
2	36646-93J01	.WIRE ASSY, PTT SW ADAPTER	1	
3	36628-92E00	.GROMMET, WIRE HARNESS	1	
4	37110-93J11	.SWITCH ASSY, IGNITION	1	
5-1	37141-99E00	..KEY (931)	2	
5-2	37141-99E10	..KEY (932)	2	
5-3	37141-99E20	..KEY (933)	2	
5-4	37141-99E30	..KEY (934)	2	
5-5	37141-99E40	..KEY (935)	2	
5-6	37141-99E50	..KEY (936)	2	
5-7	37141-99E60	..KEY (937)	2	
5-8	37141-99E70	..KEY (938)	2	
5-9	37141-99E80	..KEY (939)	2	
5-10	37141-99E90	..KEY (940)	2	
5-11	37141-99EA0	..KEY (941)	2	
5-12	37141-99EB0	..KEY (942)	2	
6	37143-99E00	..CAP, KEY	2	
7	37149-93J00	..CAP CYLINDER BODY	1	
8	37721-93J91	.SWITCH, NEUTRAL	1	
9	37820-93J04	.SWITCH ASSY, EMERGENCY	1	
10	37823-92E01	..PLATE	1	
11	37826-92J00	..NUT	1	
12	37850-90J05	.SWITCH ASSY, PTT	1	
13	38500-93J90	.BUZZER	1	
14	67212-95600	.WASHER	1	
15	67296-92E11	.SCREW, NEUTRAL SW	2	
16	67220-95630	.PLATE ASSY	1	
17	67223-99E10	.KNOB, BRAKE ADJ	1	
18	67229-95600	.ROLLER	1	
19	67232-95600	.BUSH	1	
20	67238-87D00	.GEAR, DRIVE	1	
21	67241-99E10	.LEVER, FREE THROTTLE	1	
22	67243-95600	.BUSH	1	
23	67244-95600	.WASHER, WAVE	1	

DF90A\_E01\_016

FIG.508B



DF90A\_E01\_016\_508B  
OPT.REMOTE CONTROL

FIG.508B (2-L-2) OPT:REMOTE CONTROL (DF70A E40)

REF NO.	PART NO.	DESCRIPTION	Q'TY	REMARKS
24	67245-95600	.DRUM, FREE THROTTLE	1	
25	67251-99E20	.LEVER, HANDLE	1	
26	67252-95600	.BUSH	2	
27	67253-95600	.WASHER	1	
28	67255-99E10	.ARM, LOCK	1	
29	67256-95600	.HOLDER, NEUT LOCK	1	
30	67257-99E10	.CAP, LEVER	1	
31	67258-99E00	.BRACKET, LOCK ARM	1	
32	67259-87D00	.SPRING, NEUTRAL ARM	1	
33	67261-99E10	.GRIP	1	
34	67296-94310	.SCREW	1	
35	67264-95600	.WASHER	1	
36	67267-93J00	.COVER, WIRE	1	
37	67273-95600	.SPACER	1	
38	67275-95600	.END, CABLE	2	
39	67292-94300	.E RING	3	
40	67294-95600	.SPACER	3	
41	67296-90J00	.SCREW	5	
42	67296-94300	.SCREW	2	
43	67296-95600	.SCREW	3	
44	67296-95610	.SCREW	2	
45	67297-95600	.WASHER	2	
46	77811-54GB0-0PG	.EMBLEM, REAR MARK S (CHROME)	1	
47	09100-08232	.BOLT (8X30)	1	
48	09126-05003	.SCREW (5X12)	2	
49	09140-06020	.NUT	3	
50	09160-06104	.WASHER (6.5X24X2)	3	
51	37859-90J00	.SPACER	1	
52	67282-94L00	.DECAL, REMOCON SIDE	1	
53	67284-94L00	.MARK, HANDLE LEVER	1	
54-1	36620-93J02	WIRE ASSY, REMOTE CONTROL	1	L:5000
54-2	36620-93J52	WIRE ASSY, REMOTE CONTROL	1	L:3500
54-3	36620-93J62	WIRE ASSY, REMOTE CONTROL	1	L:6500
55	09481-10501	.FUSE (10A)	1	

DF90A\_E01\_016

FIG.508C

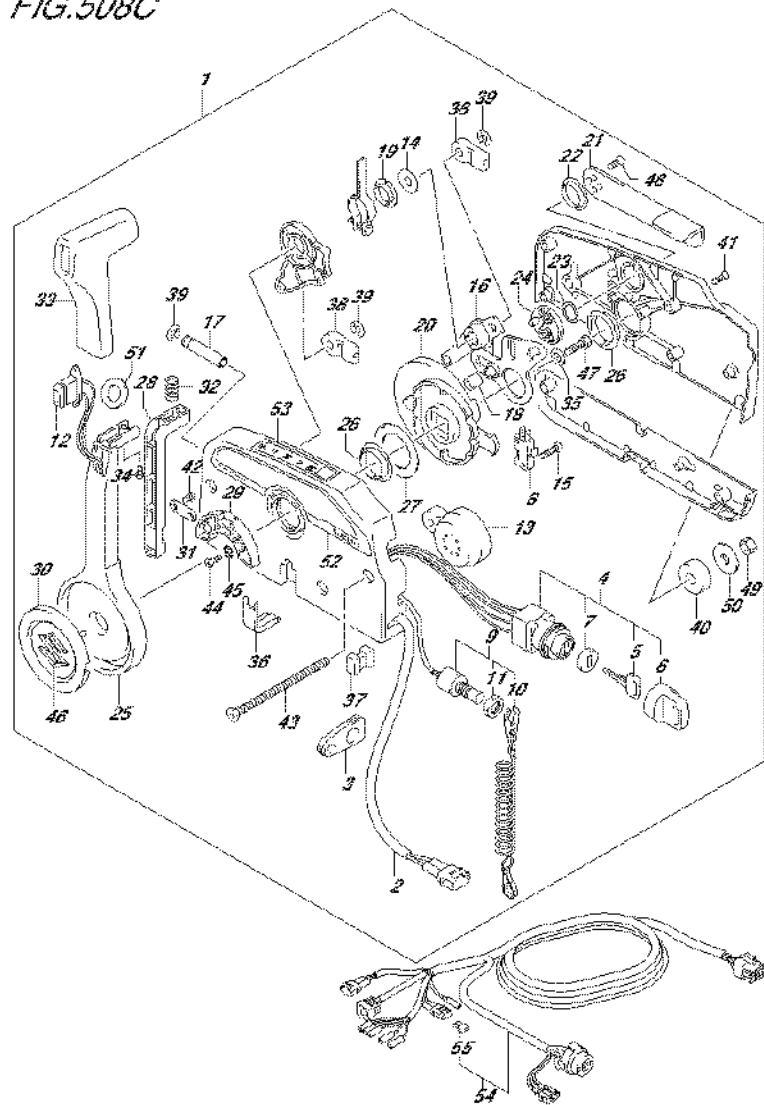
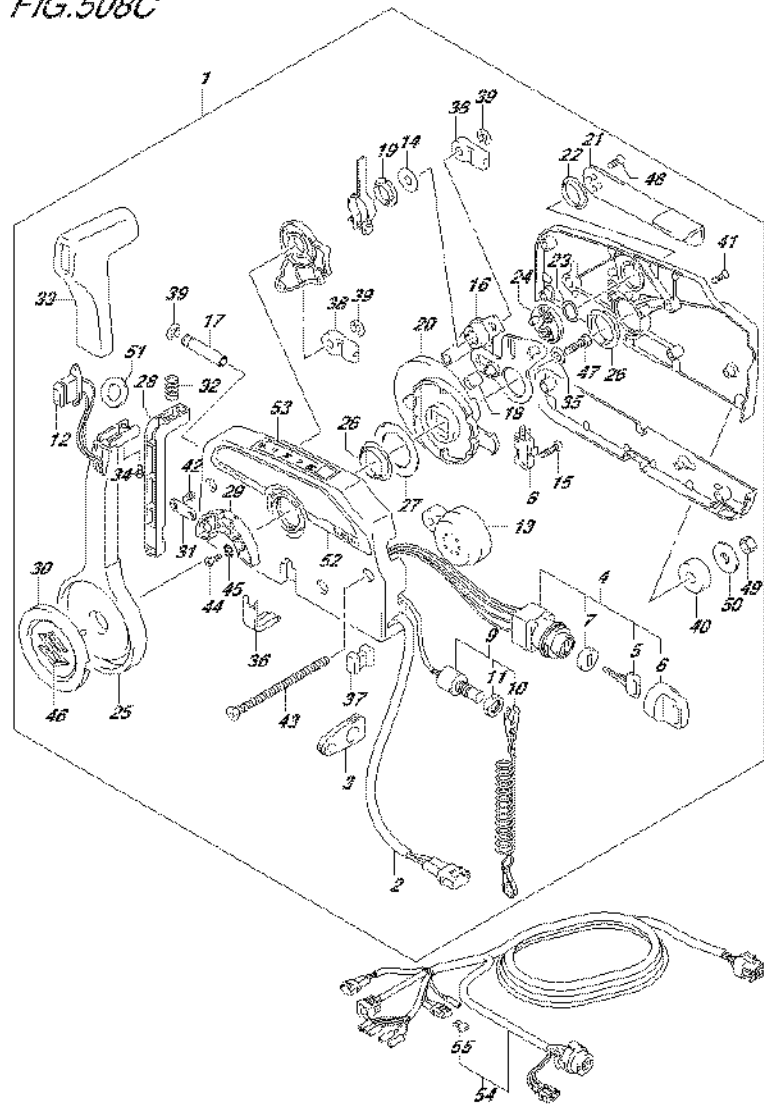


FIG.508C (2-L-3) OPT:REMOTE CONTROL (DF80A E01)

REF NO.	PART NO.	DESCRIPTION	Q'TY	REMARKS
1	67200-93J50	REMOTE CONTROL ASSY	1	
2	36646-93J01	.WIRE ASSY, PTT SW ADAPTER	1	
3	36628-92E00	.GROMMET, WIRE HARNESS	1	
4	37110-93J11	.SWITCH ASSY, IGNITION	1	
5-1	37141-99E00	..KEY (931)	2	
5-2	37141-99E10	..KEY (932)	2	
5-3	37141-99E20	..KEY (933)	2	
5-4	37141-99E30	..KEY (934)	2	
5-5	37141-99E40	..KEY (935)	2	
5-6	37141-99E50	..KEY (936)	2	
5-7	37141-99E60	..KEY (937)	2	
5-8	37141-99E70	..KEY (938)	2	
5-9	37141-99E80	..KEY (939)	2	
5-10	37141-99E90	..KEY (940)	2	
5-11	37141-99EA0	..KEY (941)	2	
5-12	37141-99EB0	..KEY (942)	2	
6	37143-99E00	..CAP, KEY	2	
7	37149-93J00	..CAP CYLINDER BODY	1	
8	37721-93J91	.SWITCH, NEUTRAL	1	
9	37820-93J04	.SWITCH ASSY, EMERGENCY	1	
10	37823-92E01	..PLATE	1	
11	37826-92J00	..NUT	1	
12	37850-90J05	.SWITCH ASSY, PTT	1	
13	38500-93J90	.BUZZER	1	
14	67212-95600	.WASHER	1	
15	67296-92E11	.SCREW, NEUTRAL SW	2	
16	67220-95630	.PLATE ASSY	1	
17	67223-99E10	.KNOB, BRAKE ADJ	1	
18	67229-95600	.ROLLER	1	
19	67232-95600	.BUSH	1	
20	67238-87D00	.GEAR, DRIVE	1	
21	67241-99E10	.LEVER, FREE THROTTLE	1	
22	67243-95600	.BUSH	1	
23	67244-95600	.WASHER, WAVE	1	

FIG.508C



DF90A\_E01\_016\_B0C  
OPT.REMOTE CONTROL

FIG.508C (2-L-4) OPT:REMOTE CONTROL (DF80A E01)

REF NO.	PART NO.	DESCRIPTION	Q'TY	REMARKS
24	67245-95600	.DRUM, FREE THROTTLE	1	
25	67251-99E20	.LEVER, HANDLE	1	
26	67252-95600	.BUSH	2	
27	67253-95600	.WASHER	1	
28	67255-99E10	.ARM, LOCK	1	
29	67256-95600	.HOLDER, NEUT LOCK	1	
30	67257-99E10	.CAP, LEVER	1	
31	67258-99E00	.BRACKET, LOCK ARM	1	
32	67259-87D00	.SPRING, NEUTRAL ARM	1	
33	67261-99E10	.GRIP	1	
34	67296-94310	.SCREW	1	
35	67264-95600	.WASHER	1	
36	67267-93J00	.COVER, WIRE	1	
37	67273-95600	.SPACER	1	
38	67275-95600	.END, CABLE	2	
39	67292-94300	.E RING	3	
40	67294-95600	.SPACER	3	
41	67296-90J00	.SCREW	5	
42	67296-94300	.SCREW	2	
43	67296-95600	.SCREW	3	
44	67296-95610	.SCREW	2	
45	67297-95600	.WASHER	2	
46	77811-54GB0-0PG	.EMBLEM, REAR MARK S (CHROME)	1	
47	09100-08232	.BOLT (8X30)	1	
48	09126-05003	.SCREW (5X12)	2	
49	09140-06020	.NUT	3	
50	09160-06104	.WASHER (6.5X24X2)	3	
51	37859-90J00	.SPACER	1	
52	67282-94L00	.DECAL, REMOCON SIDE	1	
53	67284-94L00	.MARK, HANDLE LEVER	1	
54-1	36620-93J02	WIRE ASSY, REMOTE CONTROL	1	L:5000
54-2	36620-93J52	WIRE ASSY, REMOTE CONTROL	1	L:3500
54-3	36620-93J62	WIRE ASSY, REMOTE CONTROL	1	L:6500
55	09481-10501	.FUSE (10A)	1	

DF90A\_E01\_016

FIG.508D

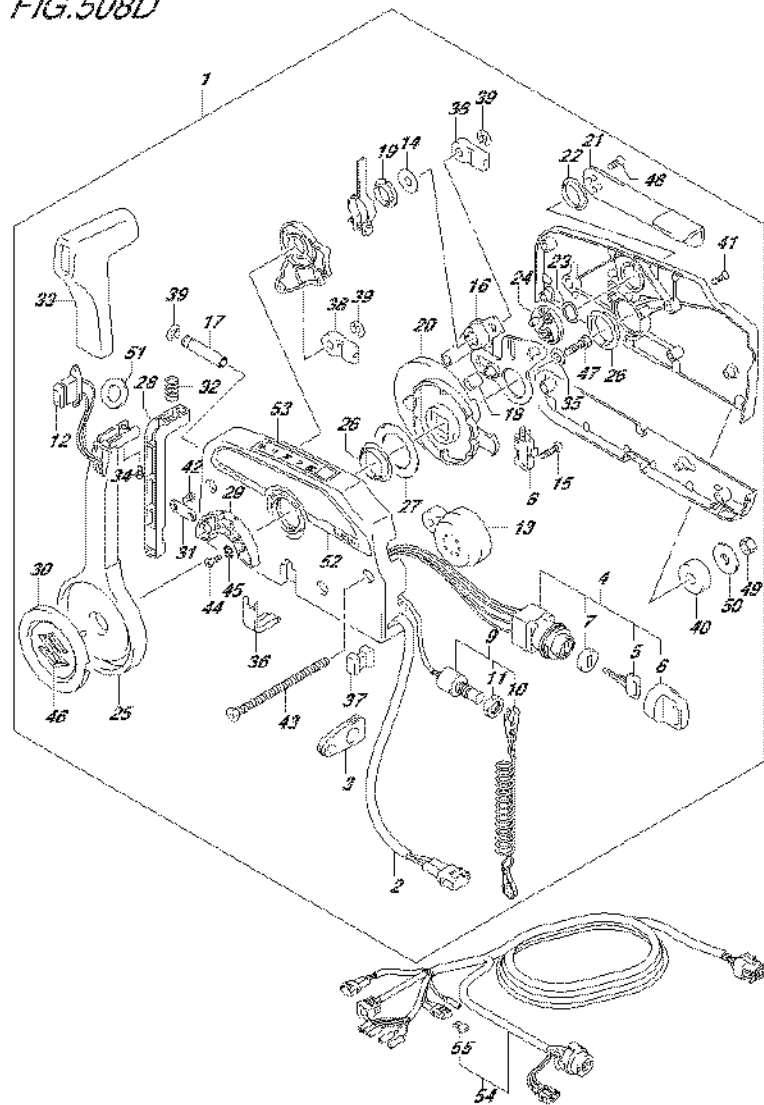
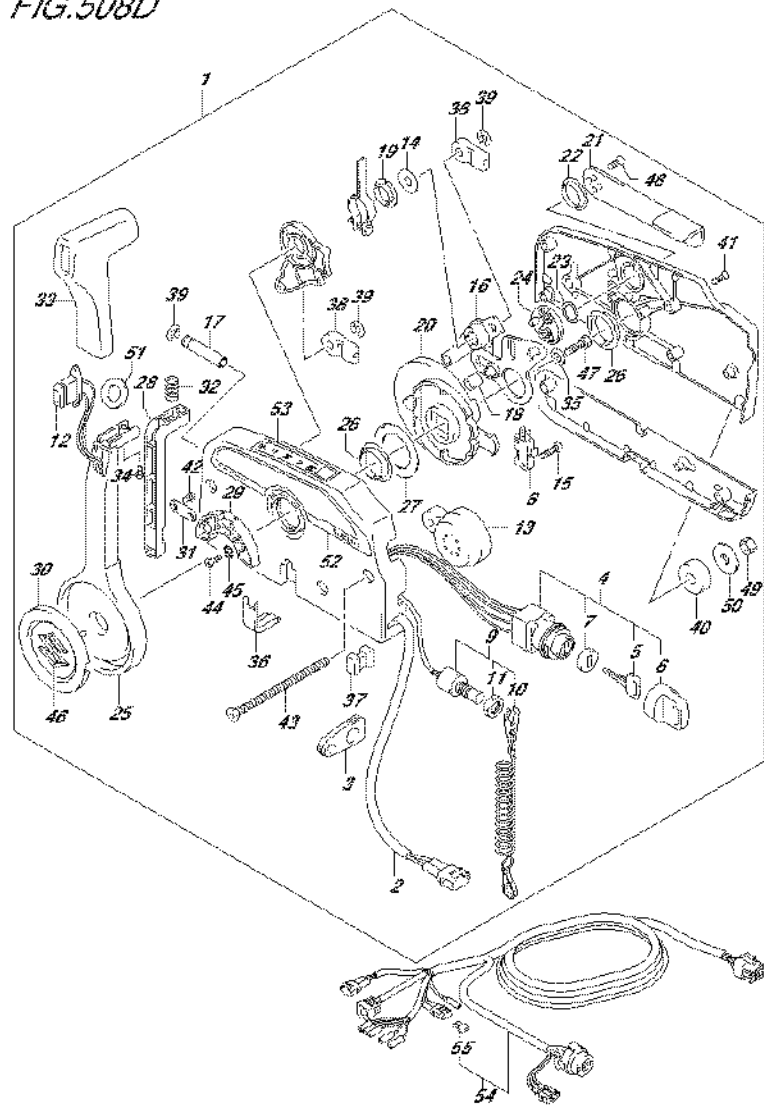


FIG.508D (2-L-5) OPT:REMOTE CONTROL (DF80A E40)

REF NO.	PART NO.	DESCRIPTION	Q'TY	REMARKS
1	67200-93J50	REMOTE CONTROL ASSY	1	
2	36646-93J01	.WIRE ASSY, PTT SW ADAPTER	1	
3	36628-92E00	.GROMMET, WIRE HARNESS	1	
4	37110-93J11	.SWITCH ASSY, IGNITION	1	
5-1	37141-99E00	..KEY (931)	2	
5-2	37141-99E10	..KEY (932)	2	
5-3	37141-99E20	..KEY (933)	2	
5-4	37141-99E30	..KEY (934)	2	
5-5	37141-99E40	..KEY (935)	2	
5-6	37141-99E50	..KEY (936)	2	
5-7	37141-99E60	..KEY (937)	2	
5-8	37141-99E70	..KEY (938)	2	
5-9	37141-99E80	..KEY (939)	2	
5-10	37141-99E90	..KEY (940)	2	
5-11	37141-99EA0	..KEY (941)	2	
5-12	37141-99EB0	..KEY (942)	2	
6	37143-99E00	..CAP, KEY	2	
7	37149-93J00	..CAP CYLINDER BODY	1	
8	37721-93J91	.SWITCH, NEUTRAL	1	
9	37820-93J04	.SWITCH ASSY, EMERGENCY	1	
10	37823-92E01	..PLATE	1	
11	37826-92J00	..NUT	1	
12	37850-90J05	.SWITCH ASSY, PTT	1	
13	38500-93J90	.BUZZER	1	
14	67212-95600	.WASHER	1	
15	67296-92E11	.SCREW, NEUTRAL SW	2	
16	67220-95630	.PLATE ASSY	1	
17	67223-99E10	.KNOB, BRAKE ADJ	1	
18	67229-95600	.ROLLER	1	
19	67232-95600	.BUSH	1	
20	67238-87D00	.GEAR, DRIVE	1	
21	67241-99E10	.LEVER, FREE THROTTLE	1	
22	67243-95600	.BUSH	1	
23	67244-95600	.WASHER, WAVE	1	

FIG.508D



DF90A\_E01\_016\_508D  
OPT.REMOTE CONTROL

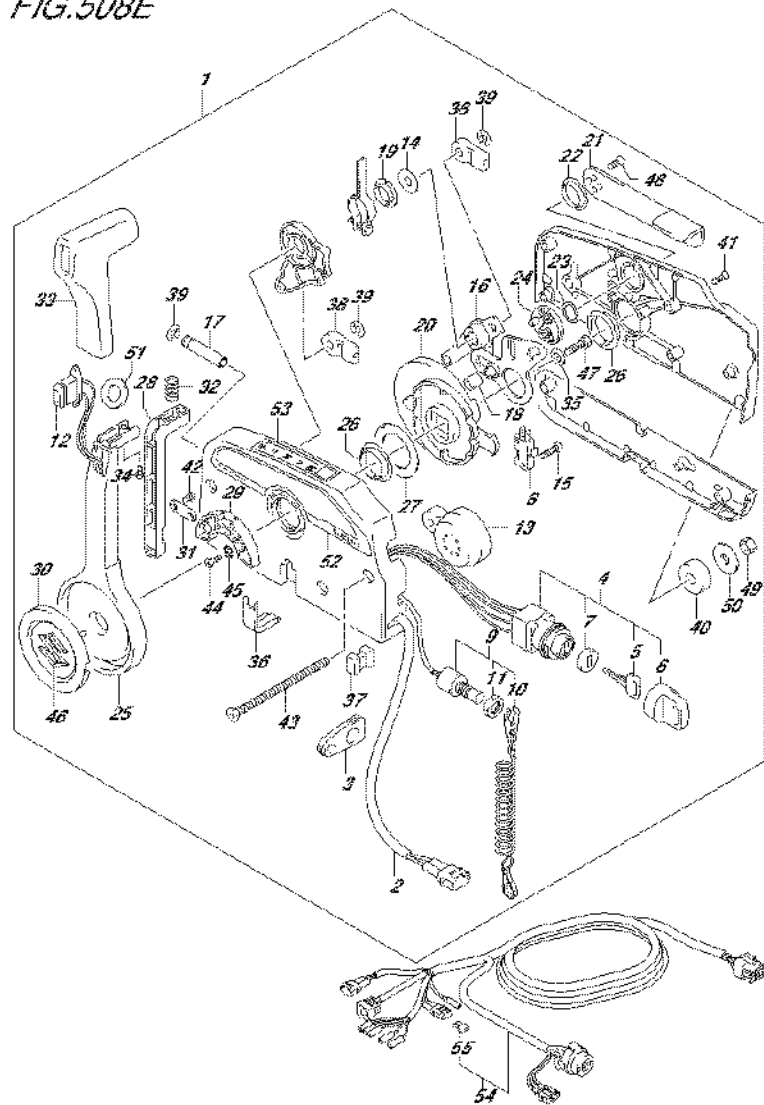
FIG.508D (2-L-6) OPT:REMOTE CONTROL (DF80A E40)

REF NO.	PART NO.	DESCRIPTION	Q'TY	REMARKS
24	67245-95600	.DRUM, FREE THROTTLE	1	
25	67251-99E20	.LEVER, HANDLE	1	
26	67252-95600	.BUSH	2	
27	67253-95600	.WASHER	1	
28	67255-99E10	.ARM, LOCK	1	
29	67256-95600	.HOLDER, NEUT LOCK	1	
30	67257-99E10	.CAP, LEVER	1	
31	67258-99E00	.BRACKET, LOCK ARM	1	
32	67259-87D00	.SPRING, NEUTRAL ARM	1	
33	67261-99E10	.GRIP	1	
34	67296-94310	.SCREW	1	
35	67264-95600	.WASHER	1	
36	67267-93J00	.COVER, WIRE	1	
37	67273-95600	.SPACER	1	
38	67275-95600	.END, CABLE	2	
39	67292-94300	.E RING	3	
40	67294-95600	.SPACER	3	
41	67296-90J00	.SCREW	5	
42	67296-94300	.SCREW	2	
43	67296-95600	.SCREW	3	
44	67296-95610	.SCREW	2	
45	67297-95600	.WASHER	2	
46	77811-54GB0-0PG	.EMBLEM, REAR MARK S (CHROME)	1	
47	09100-08232	.BOLT (8X30)	1	
48	09126-05003	.SCREW (5X12)	2	
49	09140-06020	.NUT	3	
50	09160-06104	.WASHER (6.5X24X2)	3	
51	37859-90J00	.SPACER	1	
52	67282-94L00	.DECAL, REMOCON SIDE	1	
53	67284-94L00	.MARK, HANDLE LEVER	1	
54-1	36620-93J02	WIRE ASSY, REMOTE CONTROL	1	L:5000
54-2	36620-93J52	WIRE ASSY, REMOTE CONTROL	1	L:3500
54-3	36620-93J62	WIRE ASSY, REMOTE CONTROL	1	L:6500
55	09481-10501	.FUSE (10A)	1	

DF90A\_E01\_016



FIG.508E



DF90A\_E01\_016\_BASE  
OPT.REMOTE CONTROL

FIG.508E (2-L-7) OPT:REMOTE CONTROL (DF90A E01)

REF NO.	PART NO.	DESCRIPTION	Q'TY	REMARKS
1	67200-93J50	REMOTE CONTROL ASSY	1	
2	36646-93J01	.WIRE ASSY, PTT SW ADAPTER	1	
3	36628-92E00	.GROMMET, WIRE HARNESS	1	
4	37110-93J11	.SWITCH ASSY, IGNITION	1	
5-1	37141-99E00	..KEY (931)	2	
5-2	37141-99E10	..KEY (932)	2	
5-3	37141-99E20	..KEY (933)	2	
5-4	37141-99E30	..KEY (934)	2	
5-5	37141-99E40	..KEY (935)	2	
5-6	37141-99E50	..KEY (936)	2	
5-7	37141-99E60	..KEY (937)	2	
5-8	37141-99E70	..KEY (938)	2	
5-9	37141-99E80	..KEY (939)	2	
5-10	37141-99E90	..KEY (940)	2	
5-11	37141-99EA0	..KEY (941)	2	
5-12	37141-99EB0	..KEY (942)	2	
6	37143-99E00	..CAP, KEY	2	
7	37149-93J00	..CAP CYLINDER BODY	1	
8	37721-93J91	.SWITCH, NEUTRAL	1	
9	37820-93J04	.SWITCH ASSY, EMERGENCY	1	
10	37823-92E01	..PLATE	1	
11	37826-92J00	..NUT	1	
12	37850-90J05	.SWITCH ASSY, PTT	1	
13	38500-93J90	.BUZZER	1	
14	67212-95600	.WASHER	1	
15	67296-92E11	.SCREW, NEUTRAL SW	2	
16	67220-95630	.PLATE ASSY	1	
17	67223-99E10	.KNOB, BRAKE ADJ	1	
18	67229-95600	.ROLLER	1	
19	67232-95600	.BUSH	1	
20	67238-87D00	.GEAR, DRIVE	1	
21	67241-99E10	.LEVER, FREE THROTTLE	1	
22	67243-95600	.BUSH	1	
23	67244-95600	.WASHER, WAVE	1	

DF90A\_E01\_016

FIG.508E

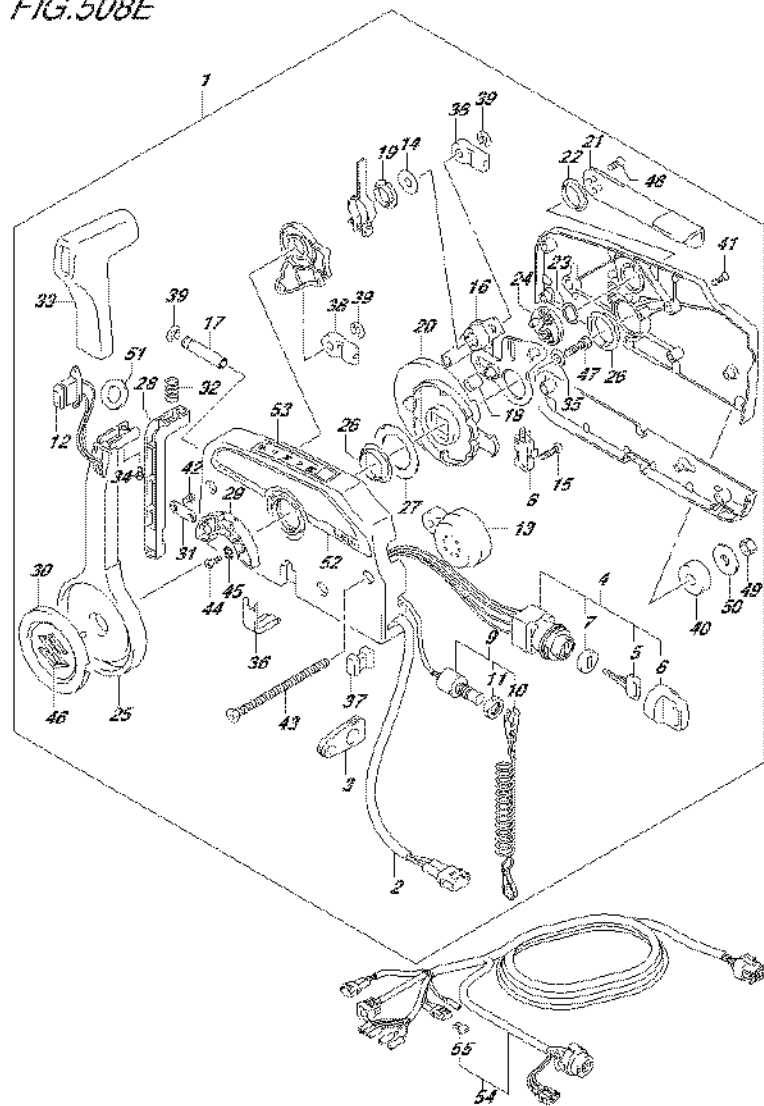
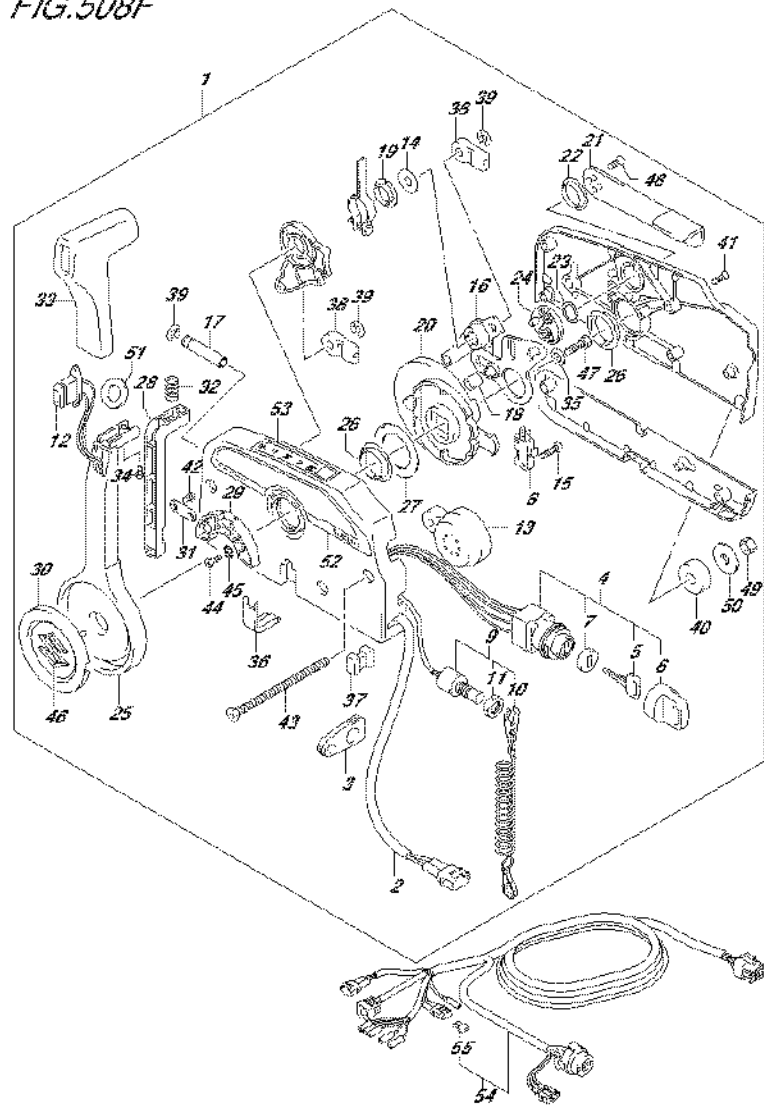


FIG.508E (2-L-8) OPT:REMOTE CONTROL (DF90A E01)

REF NO.	PART NO.	DESCRIPTION	Q'TY	REMARKS
24	67245-95600	.DRUM, FREE THROTTLE	1	
25	67251-99E20	.LEVER, HANDLE	1	
26	67252-95600	.BUSH	2	
27	67253-95600	.WASHER	1	
28	67255-99E10	.ARM, LOCK	1	
29	67256-95600	.HOLDER, NEUT LOCK	1	
30	67257-99E10	.CAP, LEVER	1	
31	67258-99E00	.BRACKET, LOCK ARM	1	
32	67259-87D00	.SPRING, NEUTRAL ARM	1	
33	67261-99E10	.GRIP	1	
34	67296-94310	.SCREW	1	
35	67264-95600	.WASHER	1	
36	67267-93J00	.COVER, WIRE	1	
37	67273-95600	.SPACER	1	
38	67275-95600	.END, CABLE	2	
39	67292-94300	.E RING	3	
40	67294-95600	.SPACER	3	
41	67296-90J00	.SCREW	5	
42	67296-94300	.SCREW	2	
43	67296-95600	.SCREW	3	
44	67296-95610	.SCREW	2	
45	67297-95600	.WASHER	2	
46	77811-54GB0-0PG	.EMBLEM, REAR MARK S (CHROME)	1	
47	09100-08232	.BOLT (8X30)	1	
48	09126-05003	.SCREW (5X12)	2	
49	09140-06020	.NUT	3	
50	09160-06104	.WASHER (6.5X24X2)	3	
51	37859-90J00	.SPACER	1	
52	67282-94L00	.DECAL, REMOCON SIDE	1	
53	67284-94L00	.MARK, HANDLE LEVER	1	
54-1	36620-93J02	WIRE ASSY, REMOTE CONTROL	1	L:5000
54-2	36620-93J52	WIRE ASSY, REMOTE CONTROL	1	L:3500
54-3	36620-93J62	WIRE ASSY, REMOTE CONTROL	1	L:6500
55	09481-10501	.FUSE (10A)	1	

FIG.508F



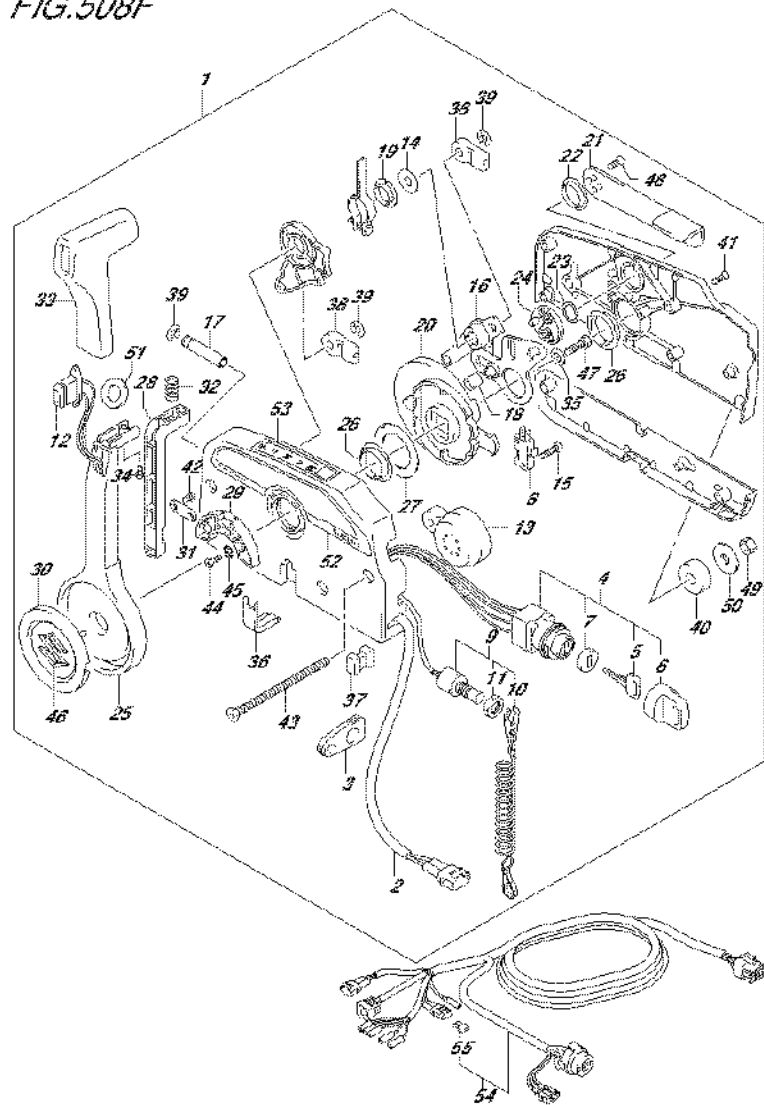
DF90A\_E01\_016\_508F  
OPT.REMOTE CONTROL

FIG.508F (2-L-9) OPT:REMOTE CONTROL (DF90A E40)

REF NO.	PART NO.	DESCRIPTION	Q'TY	REMARKS
1	67200-93J50	REMOTE CONTROL ASSY	1	
2	36646-93J01	.WIRE ASSY, PTT SW ADAPTER	1	
3	36628-92E00	.GROMMET, WIRE HARNESS	1	
4	37110-93J11	.SWITCH ASSY, IGNITION	1	
5-1	37141-99E00	..KEY (931)	2	
5-2	37141-99E10	..KEY (932)	2	
5-3	37141-99E20	..KEY (933)	2	
5-4	37141-99E30	..KEY (934)	2	
5-5	37141-99E40	..KEY (935)	2	
5-6	37141-99E50	..KEY (936)	2	
5-7	37141-99E60	..KEY (937)	2	
5-8	37141-99E70	..KEY (938)	2	
5-9	37141-99E80	..KEY (939)	2	
5-10	37141-99E90	..KEY (940)	2	
5-11	37141-99EA0	..KEY (941)	2	
5-12	37141-99EB0	..KEY (942)	2	
6	37143-99E00	..CAP, KEY	2	
7	37149-93J00	..CAP CYLINDER BODY	1	
8	37721-93J91	.SWITCH, NEUTRAL	1	
9	37820-93J04	.SWITCH ASSY, EMERGENCY	1	
10	37823-92E01	..PLATE	1	
11	37826-92J00	..NUT	1	
12	37850-90J05	.SWITCH ASSY, PTT	1	
13	38500-93J90	.BUZZER	1	
14	67212-95600	.WASHER	1	
15	67296-92E11	.SCREW, NEUTRAL SW	2	
16	67220-95630	.PLATE ASSY	1	
17	67223-99E10	.KNOB, BRAKE ADJ	1	
18	67229-95600	.ROLLER	1	
19	67232-95600	.BUSH	1	
20	67238-87D00	.GEAR, DRIVE	1	
21	67241-99E10	.LEVER, FREE THROTTLE	1	
22	67243-95600	.BUSH	1	
23	67244-95600	.WASHER, WAVE	1	

DF90A\_E01\_016

FIG.508F



DF90A\_E01\_016\_508F  
OPT.REMOTE CONTROL

FIG.508F (2-L-10) OPT:REMOTE CONTROL (DF90A E40)

REF NO.	PART NO.	DESCRIPTION	Q'TY	REMARKS
24	67245-95600	.DRUM, FREE THROTTLE	1	
25	67251-99E20	.LEVER, HANDLE	1	
26	67252-95600	.BUSH	2	
27	67253-95600	.WASHER	1	
28	67255-99E10	.ARM, LOCK	1	
29	67256-95600	.HOLDER, NEUT LOCK	1	
30	67257-99E10	.CAP, LEVER	1	
31	67258-99E00	.BRACKET, LOCK ARM	1	
32	67259-87D00	.SPRING, NEUTRAL ARM	1	
33	67261-99E10	.GRIP	1	
34	67296-94310	.SCREW	1	
35	67264-95600	.WASHER	1	
36	67267-93J00	.COVER, WIRE	1	
37	67273-95600	.SPACER	1	
38	67275-95600	.END, CABLE	2	
39	67292-94300	.E RING	3	
40	67294-95600	.SPACER	3	
41	67296-90J00	.SCREW	5	
42	67296-94300	.SCREW	2	
43	67296-95600	.SCREW	3	
44	67296-95610	.SCREW	2	
45	67297-95600	.WASHER	2	
46	77811-54GB0-0PG	.EMBLEM, REAR MARK S (CHROME)	1	
47	09100-08232	.BOLT (8X30)	1	
48	09126-05003	.SCREW (5X12)	2	
49	09140-06020	.NUT	3	
50	09160-06104	.WASHER (6.5X24X2)	3	
51	37859-90J00	.SPACER	1	
52	67282-94L00	.DECAL, REMOCON SIDE	1	
53	67284-94L00	.MARK, HANDLE LEVER	1	
54-1	36620-93J02	WIRE ASSY, REMOTE CONTROL	1	L:5000
54-2	36620-93J52	WIRE ASSY, REMOTE CONTROL	1	L:3500
54-3	36620-93J62	WIRE ASSY, REMOTE CONTROL	1	L:6500
55	09481-10501	.FUSE (10A)	1	

DF90A\_E01\_016

FIG.519A

FIG.519A (2-L-11) OPT:REMOTE CONTROL SPACER

REF NO.	PART NO.	DESCRIPTION	Q'TY	REMARKS
1	67500-93J00	KIT, R/CON SPACER SINGLE	1	
2	09125-05135	.SCREW (5X65)	4	
3	09140-05005	.NUT	4	
4	09160-05029	.WASHER (5.5X12X0.8)	4	

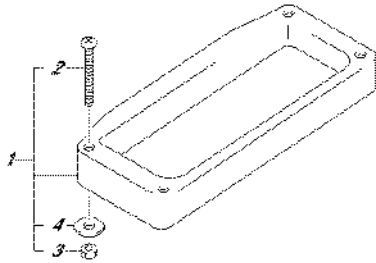


FIG.521A

FIG.521A (2-L-12) OPT:HARNESS (DF70A E01)

REF NO.	PART NO.	DESCRIPTION	Q'TY	REMARKS
1-1	36620-93J10	WIRE ASSY, REMOCON EXTENSION	1	L:2000
1-2	36620-93J40	WIRE ASSY, REMOCON EXTENSION	1	L:3000
2	36620-93J30	WIRE ASSY, REMOCON ADAPTER	1	L:2000
3	38500-93J00	BUZZER ASSY, WARNING	1	
4	36990-87D00	TERMINAL & SLEEVE SET	1	

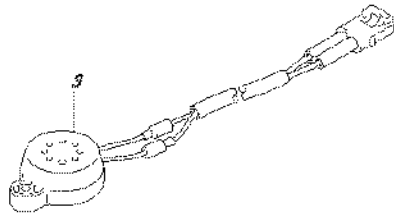
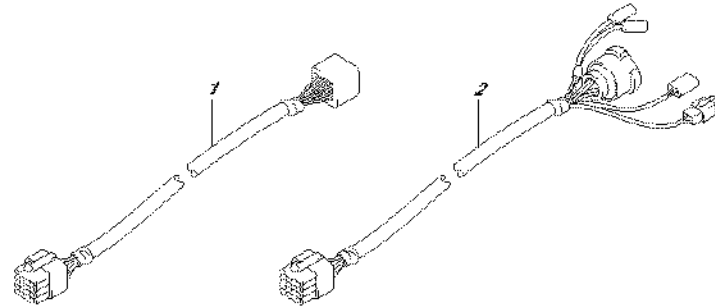


FIG.521B

FIG.521B (2-L-13) OPT:HARNESS (DF70A E40)

REF NO.	PART NO.	DESCRIPTION	Q'TY	REMARKS
1-1	36620-93J10	WIRE ASSY, REMOCON EXTENSION	1	L:2000
1-2	36620-93J40	WIRE ASSY, REMOCON EXTENSION	1	L:3000
2	36620-93J30	WIRE ASSY, REMOCON ADAPTER	1	L:2000
3	38500-93J00	BUZZER ASSY, WARNING	1	
4	36990-87D00	TERMINAL & SLEEVE SET	1	

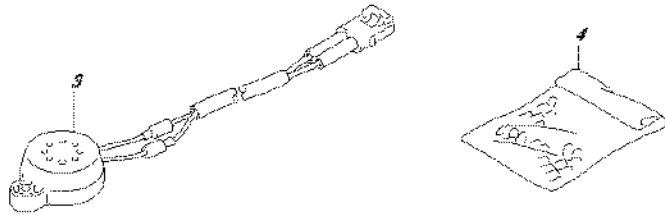
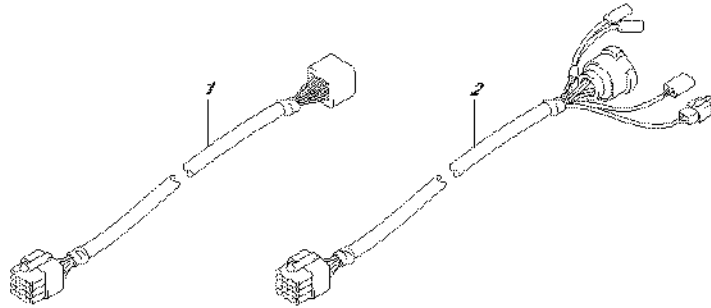


FIG.521C

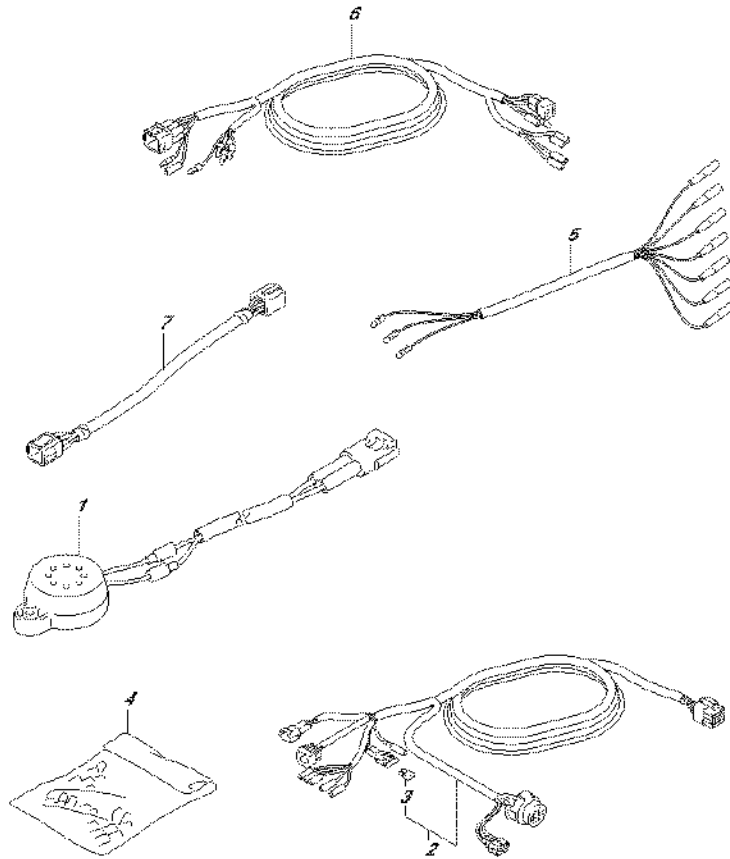


FIG.521C (2-L-14) OPT:HARNESS (DF70ATH E01)

REF NO.	PART NO.	DESCRIPTION	Q'TY	REMARKS
1	38500-93J00	BUZZER ASSY, WARNING	1	
2-1	36620-93J02	WIRE ASSY, REMOTE CONTROL	1	L:5000
2-2	36620-93J52	WIRE ASSY, REMOTE CONTROL	1	L:3500
2-3	36620-93J62	WIRE ASSY, REMOTE CONTROL	1	L:6500
3	09481-10501	.FUSE (10A)	1	
4	36990-87D00	TERMINAL & SLEEVE SET	1	
5	36630-92E00	WIRE ASSY, INSTRUMENT	1	
6	36660-94480	WIRE, MONITOR GAUGE EXTENSION	1	
7	36682-92E00	WIRE, MONITOR GAUGE EXTENSION	1	



FIG.521D

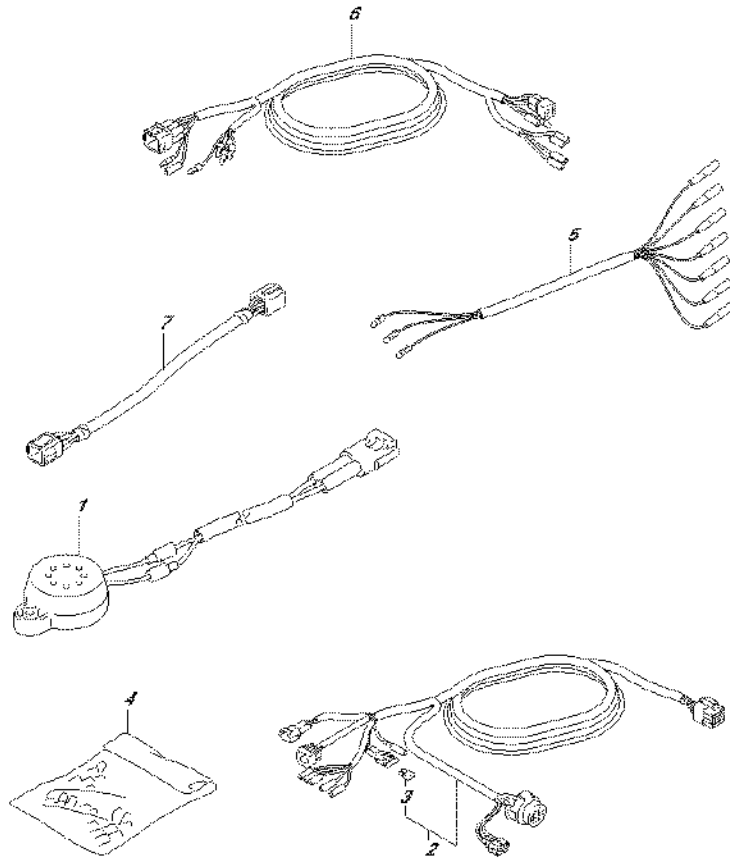


FIG.521D (2-L-15) OPT:HARNESS (DF70ATH E40)

REF NO.	PART NO.	DESCRIPTION	Q'TY	REMARKS
1	38500-93J00	BUZZER ASSY, WARNING	1	
2-1	36620-93J02	WIRE ASSY, REMOTE CONTROL	1	L:5000
2-2	36620-93J52	WIRE ASSY, REMOTE CONTROL	1	L:3500
2-3	36620-93J62	WIRE ASSY, REMOTE CONTROL	1	L:6500
3	09481-10501	.FUSE (10A)	1	
4	36990-87D00	TERMINAL & SLEEVE SET	1	
5	36630-92E00	WIRE ASSY, INSTRUMENT	1	
6	36660-94480	WIRE, MONITOR GAUGE EXTENSION	1	
7	36682-92E00	WIRE, MONITOR GAUGE EXTENSION	1	

FIG.521E

FIG.521E (3-B-2) OPT:HARNESS (DF80A E01)

REF NO.	PART NO.	DESCRIPTION	Q'TY	REMARKS
1-1	36620-93J10	WIRE ASSY, REMOCON EXTENSION	1	L:2000
1-2	36620-93J40	WIRE ASSY, REMOCON EXTENSION	1	L:3000
2	36620-93J30	WIRE ASSY, REMOCON ADAPTER	1	L:2000
3	38500-93J00	BUZZER ASSY, WARNING	1	
4	36990-87D00	TERMINAL & SLEEVE SET	1	

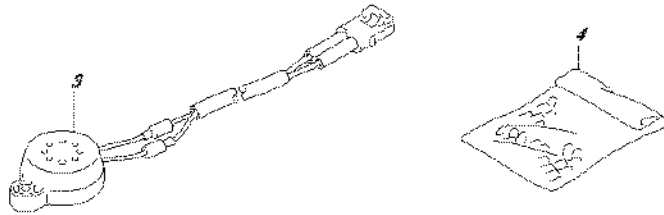
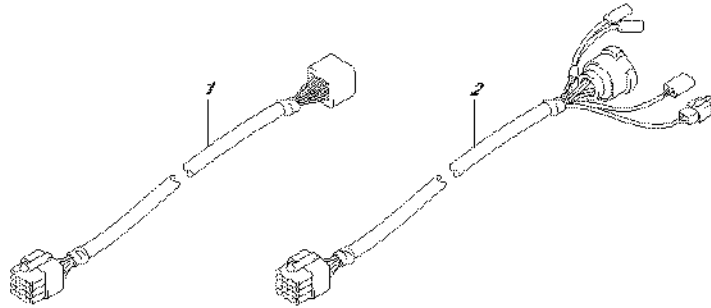


FIG.521F

FIG.521F (3-B-3) OPT:HARNESS (DF80A E40)

REF NO.	PART NO.	DESCRIPTION	Q'TY	REMARKS
1-1	36620-93J10	WIRE ASSY, REMOCON EXTENSION	1	L:2000
1-2	36620-93J40	WIRE ASSY, REMOCON EXTENSION	1	L:3000
2	36620-93J30	WIRE ASSY, REMOCON ADAPTER	1	L:2000
3	38500-93J00	BUZZER ASSY, WARNING	1	
4	36990-87D00	TERMINAL & SLEEVE SET	1	

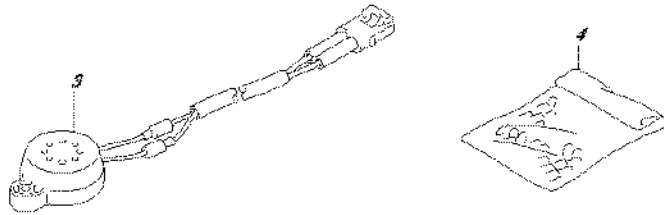
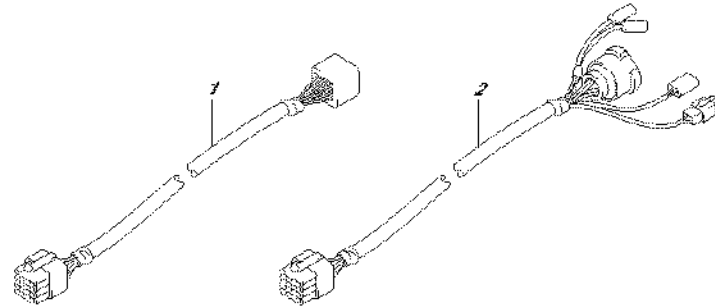


FIG.521G

FIG.521G (3-B-4) OPT:HARNESS (DF90A E01)

REF NO.	PART NO.	DESCRIPTION	Q'TY	REMARKS
1-1	36620-93J10	WIRE ASSY, REMOCON EXTENSION	1	L:2000
1-2	36620-93J40	WIRE ASSY, REMOCON EXTENSION	1	L:3000
2	36620-93J30	WIRE ASSY, REMOCON ADAPTER	1	L:2000
3	38500-93J00	BUZZER ASSY, WARNING	1	
4	36990-87D00	TERMINAL & SLEEVE SET	1	

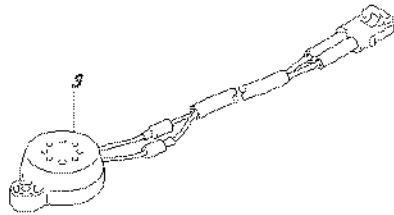
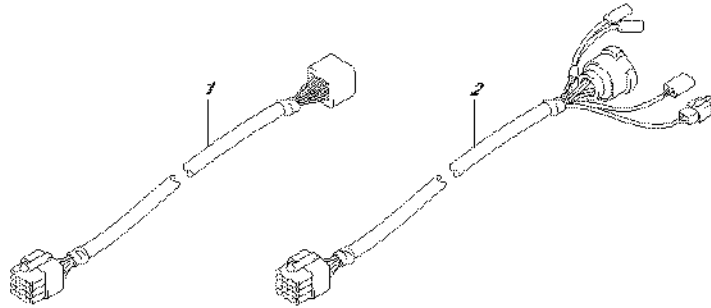


FIG.521H

FIG.521H (3-B-5) OPT:HARNESS (DF90A E40)

REF NO.	PART NO.	DESCRIPTION	Q'TY	REMARKS
1-1	36620-93J10	WIRE ASSY, REMOCON EXTENSION	1	L:2000
1-2	36620-93J40	WIRE ASSY, REMOCON EXTENSION	1	L:3000
2	36620-93J30	WIRE ASSY, REMOCON ADAPTER	1	L:2000
3	38500-93J00	BUZZER ASSY, WARNING	1	
4	36990-87D00	TERMINAL & SLEEVE SET	1	

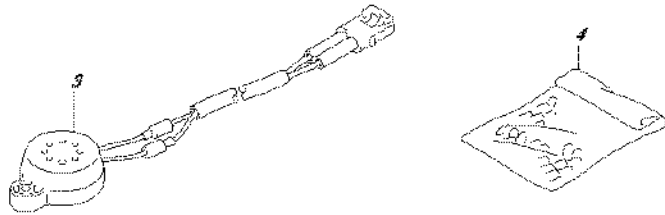
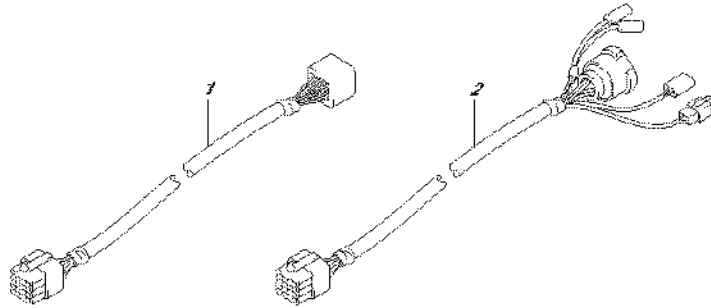


FIG.521J

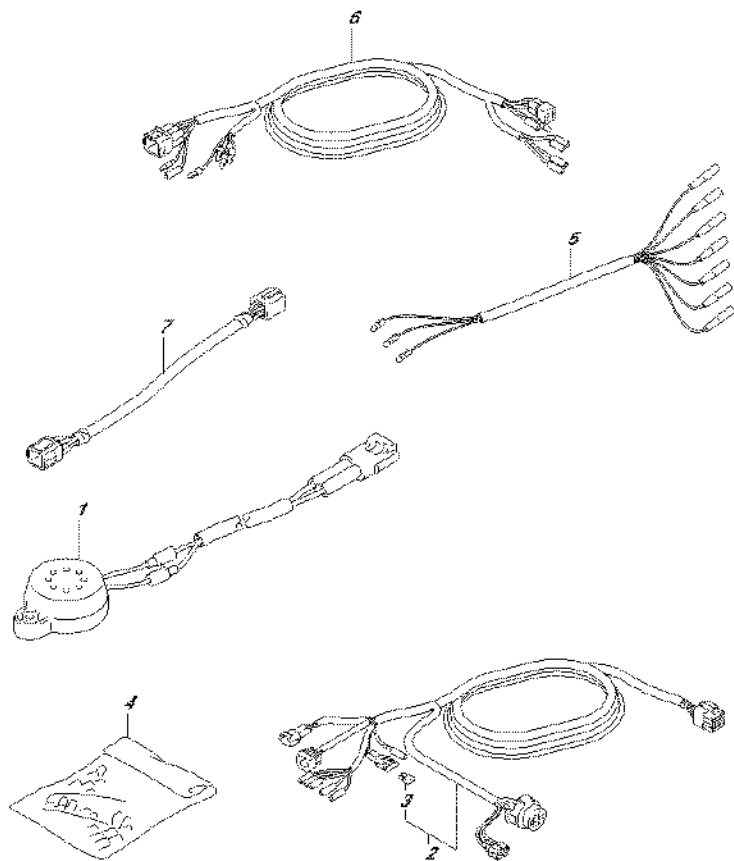


FIG.521J (3-B-6) OPT:HARNESS (DF90ATH E01)

REF NO.	PART NO.	DESCRIPTION	Q'TY	REMARKS
1	38500-93J00	BUZZER ASSY, WARNING	1	
2-1	36620-93J02	WIRE ASSY, REMOTE CONTROL	1	L:5000
2-2	36620-93J52	WIRE ASSY, REMOTE CONTROL	1	L:3500
2-3	36620-93J62	WIRE ASSY, REMOTE CONTROL	1	L:6500
3	09481-10501	.FUSE (10A)	1	
4	36990-87D00	TERMINAL & SLEEVE SET	1	
5	36630-92E00	WIRE ASSY, INSTRUMENT	1	
6	36660-94480	WIRE, MONITOR GAUGE EXTENSION	1	
7	36682-92E00	WIRE, MONITOR GAUGE EXTENSION	1	

FIG.521K

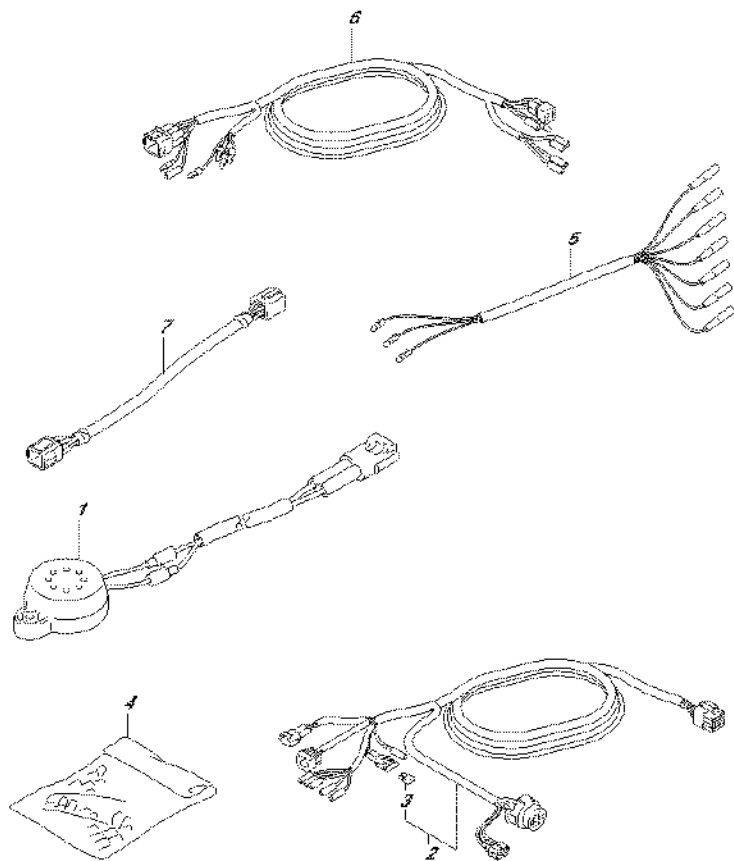


FIG.521K (3-B-7) OPT:HARNESS (DF90ATH E40)

REF NO.	PART NO.	DESCRIPTION	Q'TY	REMARKS
1	38500-93J00	BUZZER ASSY, WARNING	1	
2-1	36620-93J02	WIRE ASSY, REMOTE CONTROL	1	L:5000
2-2	36620-93J52	WIRE ASSY, REMOTE CONTROL	1	L:3500
2-3	36620-93J62	WIRE ASSY, REMOTE CONTROL	1	L:6500
3	09481-10501	.FUSE (10A)	1	
4	36990-87D00	TERMINAL & SLEEVE SET	1	
5	36630-92E00	WIRE ASSY, INSTRUMENT	1	
6	36660-94480	WIRE, MONITOR GAUGE EXTENSION	1	
7	36682-92E00	WIRE, MONITOR GAUGE EXTENSION	1	

FIG.530A

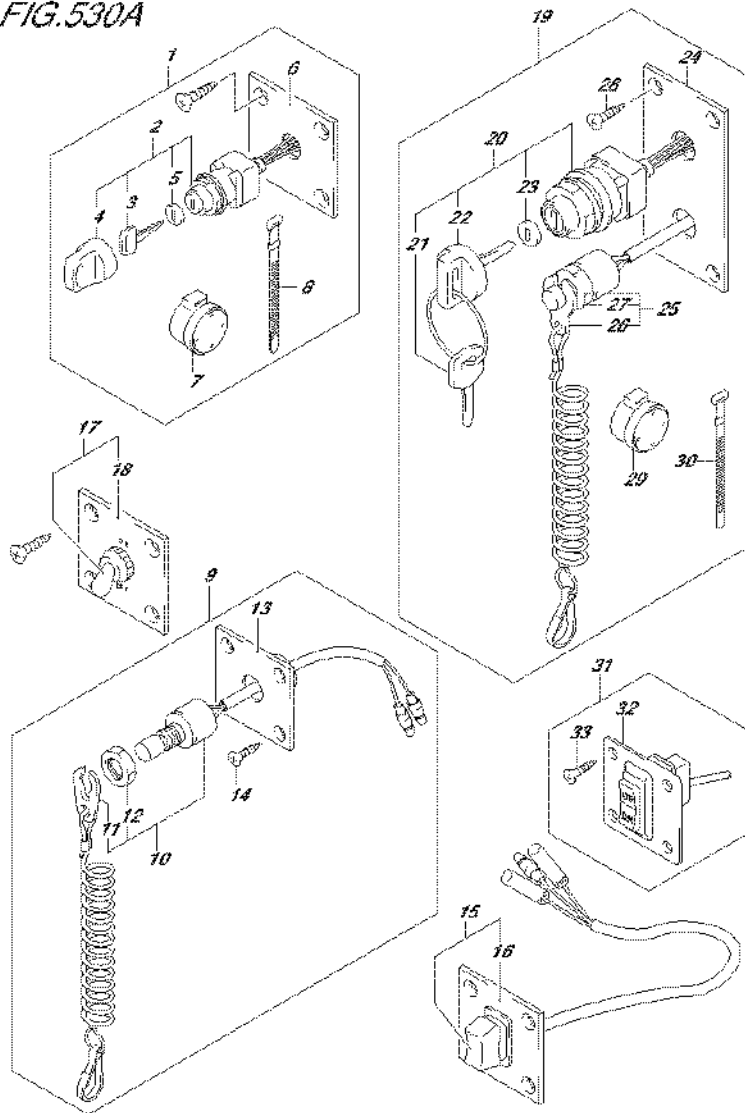


FIG.530A (3-B-8) OPT:SWITCH (DF70A E01)

REF NO.	PART NO.	DESCRIPTION	Q'TY	REMARKS
1	37100-96J00	PANEL ASSY, IGNITION SW	1	
2	37110-93J01	.SWITCH ASSY, IGNITION	1	
3-1	37141-99E00	..KEY (931)	2	
3-2	37141-99E10	..KEY (932)	2	
3-3	37141-99E20	..KEY (933)	2	
3-4	37141-99E30	..KEY (934)	2	
3-5	37141-99E40	..KEY (935)	2	
3-6	37141-99E50	..KEY (936)	2	
3-7	37141-99E60	..KEY (937)	2	
3-8	37141-99E70	..KEY (938)	2	
3-9	37141-99E80	..KEY (939)	2	
3-10	37141-99E90	..KEY (940)	2	
3-11	37141-99EA0	..KEY (941)	2	
3-12	37141-99EB0	..KEY (942)	2	
4	37143-99E00	..CAP, KEY	1	
5	37149-93J00	..CAP, CYLINDER BODY	1	
6	37139-99E00	.PANEL, IGNITION SW	1	
7	38500-93J90	.BUZZER ASSY, WARNING	1	
8	09407-08401	.CLAMP (L:80)	1	
9	37803-93J04	PANEL ASSY, EMERGENCY SW	1	
10	37820-93J04	.SWITCH ASSY, EMERGENCY	1	
11	37823-92E01	..PLATE, LOCK	1	
12	37826-92J00	..NUT	1	
13	37825-99E00	.PANEL, EMERGENCY SW	1	
14	03122-05165	.SCREW	4	
15	37805-93J00	PANEL ASSY, PTT SW	1	
16	37855-99E00	.PANEL, PTT SW	1	
17	37210-93J00	PANEL ASSY, LIGHTING SW	1	
18	37212-93J00	.PANEL, LIGHTING SW	1	
19	37100-96J24	PANEL ASSY, ENGINE SW	1	
20	37110-93J01	.SWITCH ASSY, IGNITION	1	
21-1	37141-99E00	..KEY (931)	2	
21-2	37141-99E10	..KEY (932)	2	
21-3	37141-99E20	..KEY (933)	2	
21-4	37141-99E30	..KEY (934)	2	
21-5	37141-99E40	..KEY (935)	2	



FIG.530A

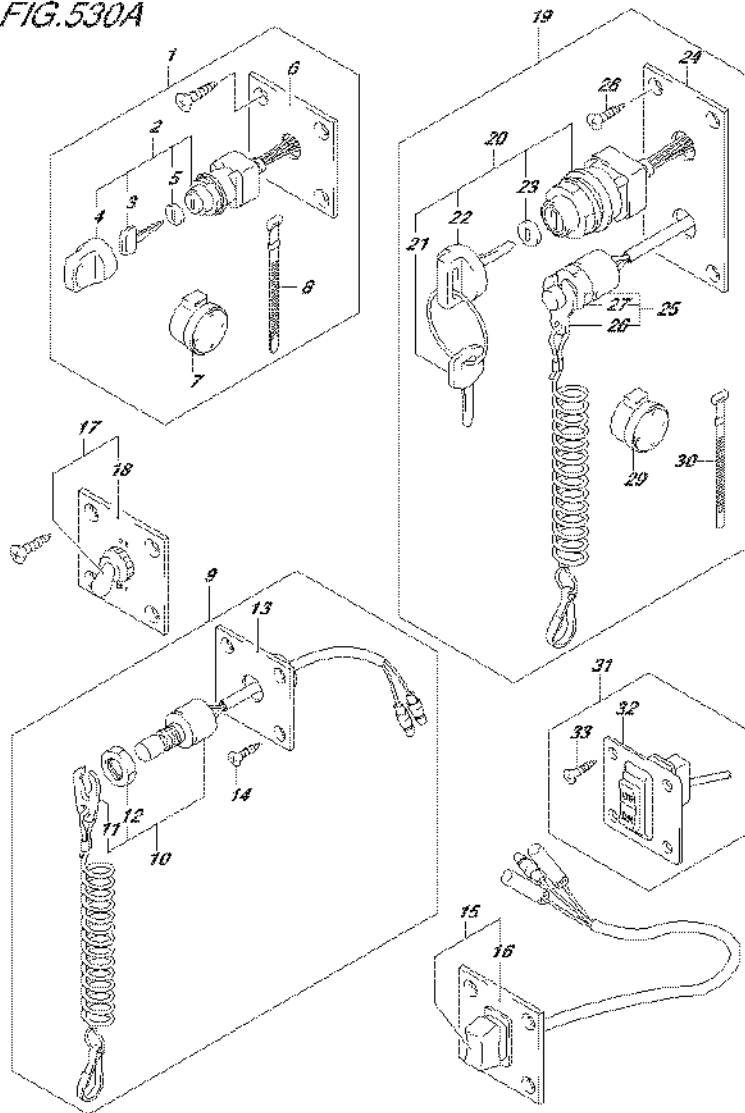


FIG.530A (3-B-9) OPT:SWITCH (DF70A E01)

REF NO.	PART NO.	DESCRIPTION	Q'TY	REMARKS
21-6	37141-99E50	..KEY (936)	2	
21-7	37141-99E60	..KEY (937)	2	
21-8	37141-99E70	..KEY (938)	2	
21-9	37141-99E80	..KEY (939)	2	
21-10	37141-99E90	..KEY (940)	2	
21-11	37141-99EA0	..KEY (941)	2	
21-12	37141-99EB0	..KEY (942)	2	
22	37143-99E00	..CAP, KEY	1	
23	37149-93J00	..CAP, CYLINDER BODY	1	
24	37139-99E20	..PANEL, IGNITION SWITCH	1	
25	37820-93J04	..SWITCH ASSY, EMERGENCY	1	
26	37823-92E01	..PLATE ASSY, EMERGENCY	1	
27	37826-92J00	..NUT	1	
28	03121-0516A	..SCREW	4	
29	38500-93J90	..BUZZER ASSY, WARNING	1	
30	09407-08401	..CLAMP (L:80)	1	
31	37860-87L00	PANEL ASSY, TROLLING CONTROL	1	
32	37862-87L00	..PANEL	1	
33	09131-05004	..SCREW (5X16)	4	

FIG.530B

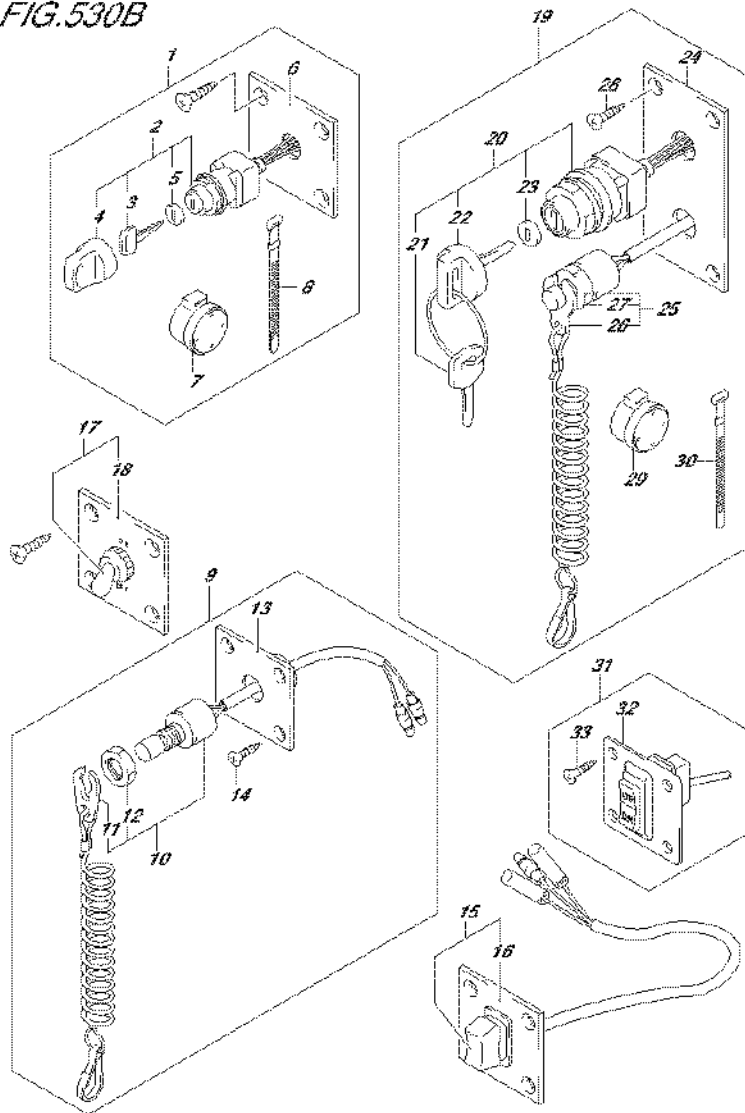


FIG.530B (3-B-10) OPT:SWITCH (DF70A E40)

REF NO.	PART NO.	DESCRIPTION	Q'TY	REMARKS
1	37100-96J00	PANEL ASSY, IGNITION SW	1	
2	37110-93J01	.SWITCH ASSY, IGNITION	1	
3-1	37141-99E00	..KEY (931)	2	
3-2	37141-99E10	..KEY (932)	2	
3-3	37141-99E20	..KEY (933)	2	
3-4	37141-99E30	..KEY (934)	2	
3-5	37141-99E40	..KEY (935)	2	
3-6	37141-99E50	..KEY (936)	2	
3-7	37141-99E60	..KEY (937)	2	
3-8	37141-99E70	..KEY (938)	2	
3-9	37141-99E80	..KEY (939)	2	
3-10	37141-99E90	..KEY (940)	2	
3-11	37141-99EA0	..KEY (941)	2	
3-12	37141-99EB0	..KEY (942)	2	
4	37143-99E00	..CAP, KEY	1	
5	37149-93J00	..CAP, CYLINDER BODY	1	
6	37139-99E00	.PANEL, IGNITION SW	1	
7	38500-93J90	.BUZZER ASSY, WARNING	1	
8	09407-08401	.CLAMP (L:80)	1	
9	37803-93J04	PANEL ASSY, EMERGENCY SW	1	
10	37820-93J04	.SWITCH ASSY, EMERGENCY	1	
11	37823-92E01	..PLATE, LOCK	1	
12	37826-92J00	..NUT	1	
13	37825-99E00	.PANEL, EMERGENCY SW	1	
14	03122-05165	.SCREW	4	
15	37805-93J00	PANEL ASSY, PTT SW	1	
16	37855-99E00	.PANEL, PTT SW	1	
17	37210-93J00	PANEL ASSY, LIGHTING SW	1	
18	37212-93J00	.PANEL, LIGHTING SW	1	
19	37100-96J24	PANEL ASSY, ENGINE SW	1	
20	37110-93J01	.SWITCH ASSY, IGNITION	1	
21-1	37141-99E00	..KEY (931)	2	
21-2	37141-99E10	..KEY (932)	2	
21-3	37141-99E20	..KEY (933)	2	
21-4	37141-99E30	..KEY (934)	2	
21-5	37141-99E40	..KEY (935)	2	

FIG.530B

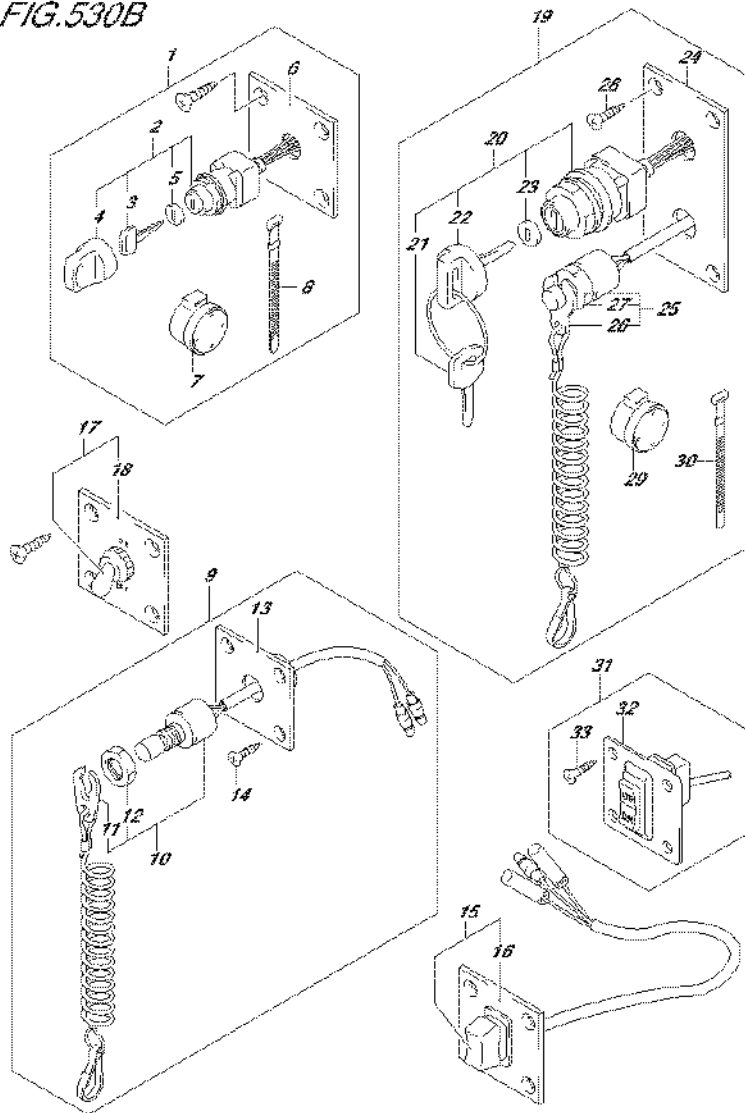
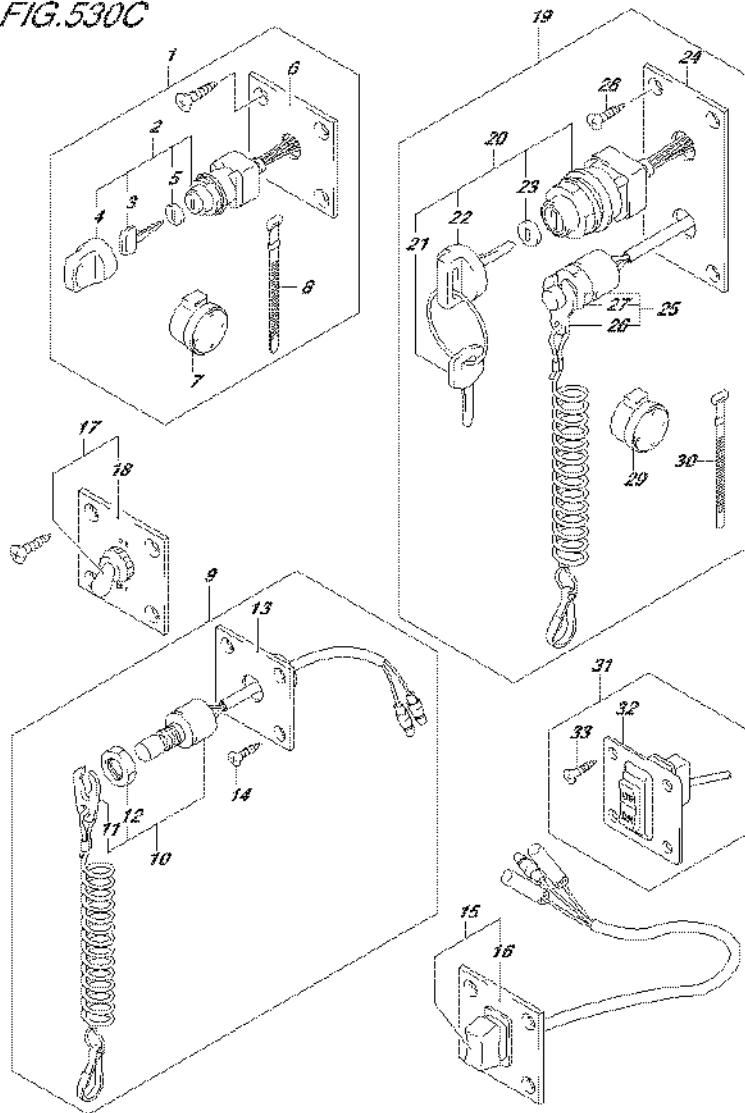


FIG.530B (3-B-11) OPT:SWITCH (DF70A E40)

REF NO.	PART NO.	DESCRIPTION	Q'TY	REMARKS
21-6	37141-99E50	..KEY (936)	2	
21-7	37141-99E60	..KEY (937)	2	
21-8	37141-99E70	..KEY (938)	2	
21-9	37141-99E80	..KEY (939)	2	
21-10	37141-99E90	..KEY (940)	2	
21-11	37141-99EA0	..KEY (941)	2	
21-12	37141-99EB0	..KEY (942)	2	
22	37143-99E00	..CAP, KEY	1	
23	37149-93J00	..CAP, CYLINDER BODY	1	
24	37139-99E20	..PANEL, IGNITION SWITCH	1	
25	37820-93J04	..SWITCH ASSY, EMERGENCY	1	
26	37823-92E01	..PLATE ASSY, EMERGENCY	1	
27	37826-92J00	..NUT	1	
28	03121-0516A	..SCREW	4	
29	38500-93J90	..BUZZER ASSY, WARNING	1	
30	09407-08401	..CLAMP (L:80)	1	
31	37860-87L00	PANEL ASSY, TROLLING CONTROL	1	
32	37862-87L00	..PANEL	1	
33	09131-05004	..SCREW (5X16)	4	

FIG.530C



DF90A\_E01\_016\_530C  
OPT.SWITCH

FIG.530C (3-B-12) OPT:SWITCH (DF80A E01)

REF NO.	PART NO.	DESCRIPTION	Q'TY	REMARKS
1	37100-96J00	PANEL ASSY, IGNITION SW	1	
2	37110-93J01	.SWITCH ASSY, IGNITION	1	
3-1	37141-99E00	..KEY (931)	2	
3-2	37141-99E10	..KEY (932)	2	
3-3	37141-99E20	..KEY (933)	2	
3-4	37141-99E30	..KEY (934)	2	
3-5	37141-99E40	..KEY (935)	2	
3-6	37141-99E50	..KEY (936)	2	
3-7	37141-99E60	..KEY (937)	2	
3-8	37141-99E70	..KEY (938)	2	
3-9	37141-99E80	..KEY (939)	2	
3-10	37141-99E90	..KEY (940)	2	
3-11	37141-99EA0	..KEY (941)	2	
3-12	37141-99EB0	..KEY (942)	2	
4	37143-99E00	..CAP, KEY	1	
5	37149-93J00	..CAP, CYLINDER BODY	1	
6	37139-99E00	.PANEL, IGNITION SW	1	
7	38500-93J90	.BUZZER ASSY, WARNING	1	
8	09407-08401	.CLAMP (L:80)	1	
9	37803-93J04	PANEL ASSY, EMERGENCY SW	1	
10	37820-93J04	.SWITCH ASSY, EMERGENCY	1	
11	37823-92E01	..PLATE, LOCK	1	
12	37826-92J00	..NUT	1	
13	37825-99E00	.PANEL, EMERGENCY SW	1	
14	03122-05165	.SCREW	4	
15	37805-93J00	PANEL ASSY, PTT SW	1	
16	37855-99E00	.PANEL, PTT SW	1	
17	37210-93J00	PANEL ASSY, LIGHTING SW	1	
18	37212-93J00	.PANEL, LIGHTING SW	1	
19	37100-96J24	PANEL ASSY, ENGINE SW	1	
20	37110-93J01	.SWITCH ASSY, IGNITION	1	
21-1	37141-99E00	..KEY (931)	2	
21-2	37141-99E10	..KEY (932)	2	
21-3	37141-99E20	..KEY (933)	2	
21-4	37141-99E30	..KEY (934)	2	
21-5	37141-99E40	..KEY (935)	2	

DF90A\_E01\_016

FIG.530C

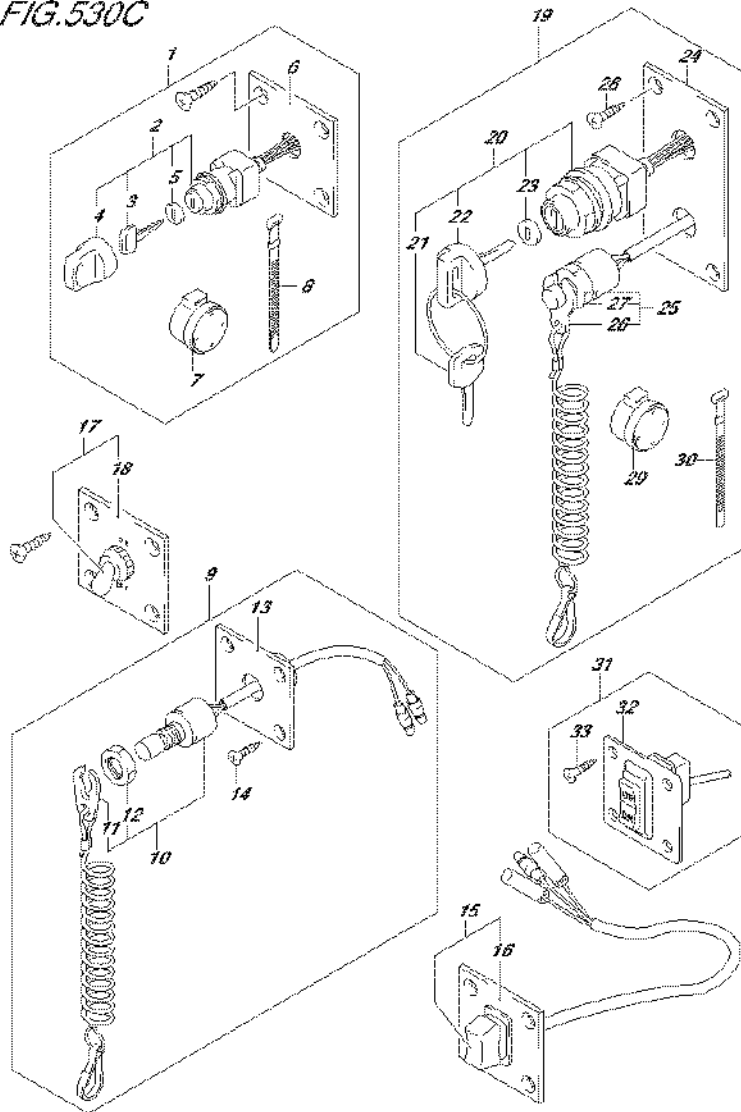
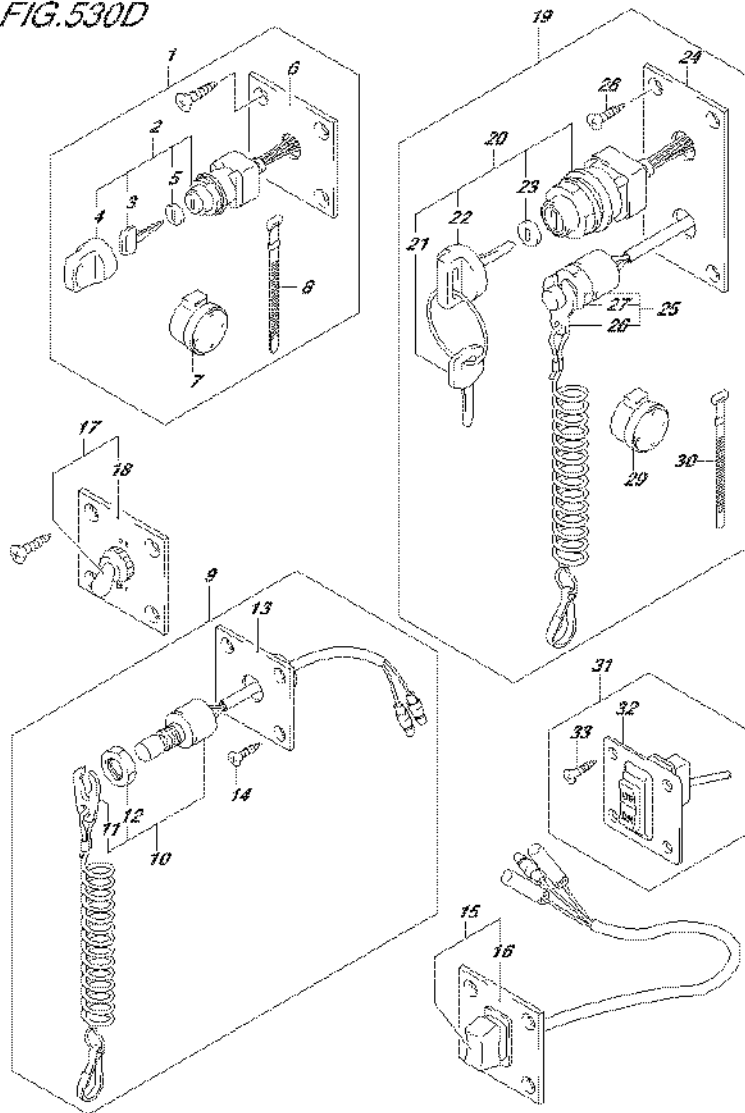


FIG.530C (3-B-13) OPT:SWITCH (DF80A E01)

REF NO.	PART NO.	DESCRIPTION	Q'TY	REMARKS
21-6	37141-99E50	..KEY (936)	2	
21-7	37141-99E60	..KEY (937)	2	
21-8	37141-99E70	..KEY (938)	2	
21-9	37141-99E80	..KEY (939)	2	
21-10	37141-99E90	..KEY (940)	2	
21-11	37141-99EA0	..KEY (941)	2	
21-12	37141-99EB0	..KEY (942)	2	
22	37143-99E00	..CAP, KEY	1	
23	37149-93J00	..CAP, CYLINDER BODY	1	
24	37139-99E20	.PANEL, IGNITION SWITCH	1	
25	37820-93J04	.SWITCH ASSY, EMERGENCY	1	
26	37823-92E01	..PLATE ASSY, EMERGENCY	1	
27	37826-92J00	..NUT	1	
28	03121-0516A	.SCREW	4	
29	38500-93J90	.BUZZER ASSY, WARNING	1	
30	09407-08401	.CLAMP (L:80)	1	
31	37860-87L00	PANEL ASSY, TROLLING CONTROL	1	
32	37862-87L00	.PANEL	1	
33	09131-05004	.SCREW (5X16)	4	

FIG.530D



DF90A\_E01\_016\_530D  
OPT.SWITCH

FIG.530D (3-B-14) OPT:SWITCH (DF80A E40)

REF NO.	PART NO.	DESCRIPTION	Q'TY	REMARKS
1	37100-96J00	PANEL ASSY, IGNITION SW	1	
2	37110-93J01	.SWITCH ASSY, IGNITION	1	
3-1	37141-99E00	..KEY (931)	2	
3-2	37141-99E10	..KEY (932)	2	
3-3	37141-99E20	..KEY (933)	2	
3-4	37141-99E30	..KEY (934)	2	
3-5	37141-99E40	..KEY (935)	2	
3-6	37141-99E50	..KEY (936)	2	
3-7	37141-99E60	..KEY (937)	2	
3-8	37141-99E70	..KEY (938)	2	
3-9	37141-99E80	..KEY (939)	2	
3-10	37141-99E90	..KEY (940)	2	
3-11	37141-99EA0	..KEY (941)	2	
3-12	37141-99EB0	..KEY (942)	2	
4	37143-99E00	..CAP, KEY	1	
5	37149-93J00	..CAP, CYLINDER BODY	1	
6	37139-99E00	.PANEL, IGNITION SW	1	
7	38500-93J90	.BUZZER ASSY, WARNING	1	
8	09407-08401	.CLAMP (L:80)	1	
9	37803-93J04	PANEL ASSY, EMERGENCY SW	1	
10	37820-93J04	.SWITCH ASSY, EMERGENCY	1	
11	37823-92E01	..PLATE, LOCK	1	
12	37826-92J00	..NUT	1	
13	37825-99E00	.PANEL, EMERGENCY SW	1	
14	03122-05165	.SCREW	4	
15	37805-93J00	PANEL ASSY, PTT SW	1	
16	37855-99E00	.PANEL, PTT SW	1	
17	37210-93J00	PANEL ASSY, LIGHTING SW	1	
18	37212-93J00	.PANEL, LIGHTING SW	1	
19	37100-96J24	PANEL ASSY, ENGINE SW	1	
20	37110-93J01	.SWITCH ASSY, IGNITION	1	
21-1	37141-99E00	..KEY (931)	2	
21-2	37141-99E10	..KEY (932)	2	
21-3	37141-99E20	..KEY (933)	2	
21-4	37141-99E30	..KEY (934)	2	
21-5	37141-99E40	..KEY (935)	2	

DF90A\_E01\_016

FIG.530D

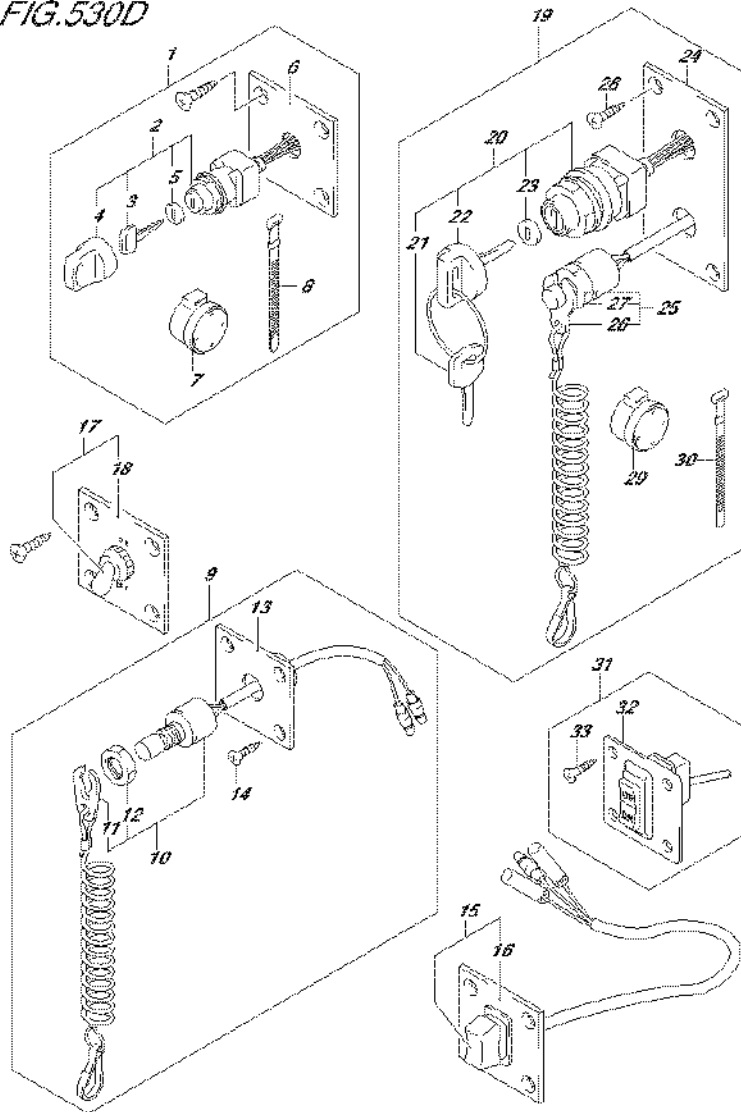
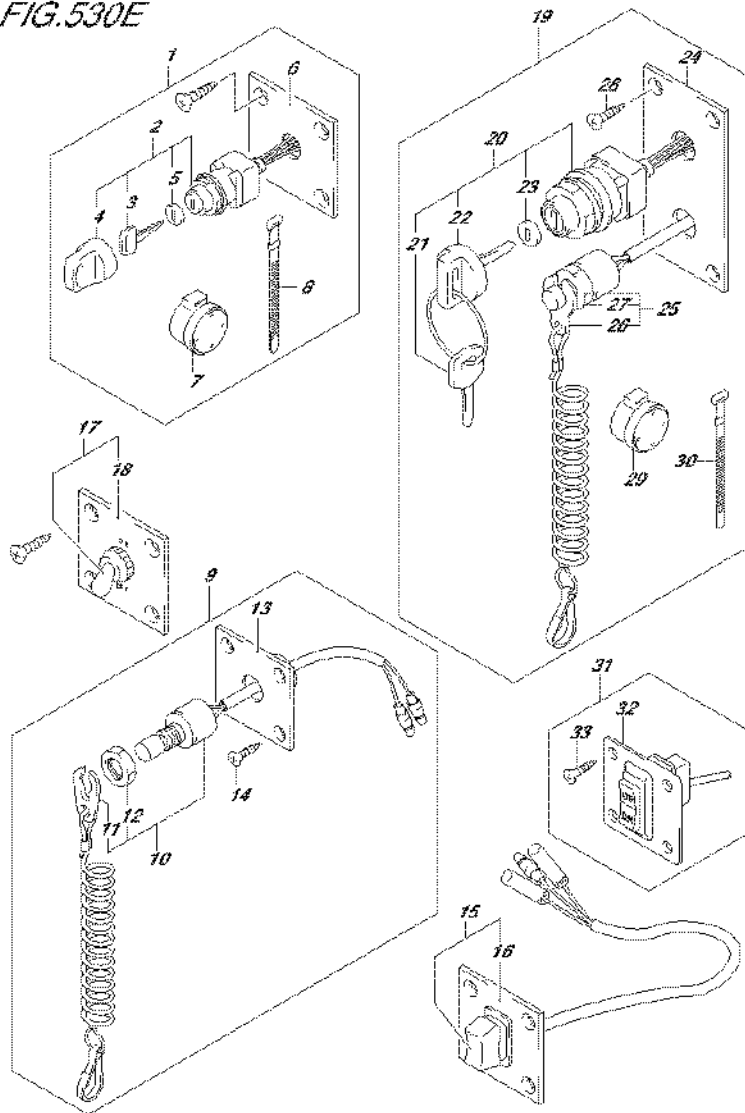


FIG.530D (3-B-15) OPT:SWITCH (DF80A E40)

REF NO.	PART NO.	DESCRIPTION	Q'TY	REMARKS
21-6	37141-99E50	..KEY (936)	2	
21-7	37141-99E60	..KEY (937)	2	
21-8	37141-99E70	..KEY (938)	2	
21-9	37141-99E80	..KEY (939)	2	
21-10	37141-99E90	..KEY (940)	2	
21-11	37141-99EA0	..KEY (941)	2	
21-12	37141-99EB0	..KEY (942)	2	
22	37143-99E00	..CAP, KEY	1	
23	37149-93J00	..CAP, CYLINDER BODY	1	
24	37139-99E20	.PANEL, IGNITION SWITCH	1	
25	37820-93J04	.SWITCH ASSY, EMERGENCY	1	
26	37823-92E01	..PLATE ASSY, EMERGENCY	1	
27	37826-92J00	..NUT	1	
28	03121-0516A	.SCREW	4	
29	38500-93J90	.BUZZER ASSY, WARNING	1	
30	09407-08401	.CLAMP (L:80)	1	
31	37860-87L00	PANEL ASSY, TROLLING CONTROL	1	
32	37862-87L00	.PANEL	1	
33	09131-05004	.SCREW (5X16)	4	

FIG.530E



DF90A\_E01\_016\_530E  
OPT.SWITCH

FIG.530E (3-C-2) OPT:SWITCH (DF90A E01)

REF NO.	PART NO.	DESCRIPTION	Q'TY	REMARKS
1	37100-96J00	PANEL ASSY, IGNITION SW	1	
2	37110-93J01	.SWITCH ASSY, IGNITION	1	
3-1	37141-99E00	..KEY (931)	2	
3-2	37141-99E10	..KEY (932)	2	
3-3	37141-99E20	..KEY (933)	2	
3-4	37141-99E30	..KEY (934)	2	
3-5	37141-99E40	..KEY (935)	2	
3-6	37141-99E50	..KEY (936)	2	
3-7	37141-99E60	..KEY (937)	2	
3-8	37141-99E70	..KEY (938)	2	
3-9	37141-99E80	..KEY (939)	2	
3-10	37141-99E90	..KEY (940)	2	
3-11	37141-99EA0	..KEY (941)	2	
3-12	37141-99EB0	..KEY (942)	2	
4	37143-99E00	..CAP, KEY	1	
5	37149-93J00	..CAP, CYLINDER BODY	1	
6	37139-99E00	.PANEL, IGNITION SW	1	
7	38500-93J90	.BUZZER ASSY, WARNING	1	
8	09407-08401	.CLAMP (L:80)	1	
9	37803-93J04	PANEL ASSY, EMERGENCY SW	1	
10	37820-93J04	.SWITCH ASSY, EMERGENCY	1	
11	37823-92E01	..PLATE, LOCK	1	
12	37826-92J00	..NUT	1	
13	37825-99E00	.PANEL, EMERGENCY SW	1	
14	03122-05165	.SCREW	4	
15	37805-93J00	PANEL ASSY, PTT SW	1	
16	37855-99E00	.PANEL, PTT SW	1	
17	37210-93J00	PANEL ASSY, LIGHTING SW	1	
18	37212-93J00	.PANEL, LIGHTING SW	1	
19	37100-96J24	PANEL ASSY, ENGINE SW	1	
20	37110-93J01	.SWITCH ASSY, IGNITION	1	
21-1	37141-99E00	..KEY (931)	2	
21-2	37141-99E10	..KEY (932)	2	
21-3	37141-99E20	..KEY (933)	2	
21-4	37141-99E30	..KEY (934)	2	
21-5	37141-99E40	..KEY (935)	2	

DF90A\_E01\_016



FIG.530E

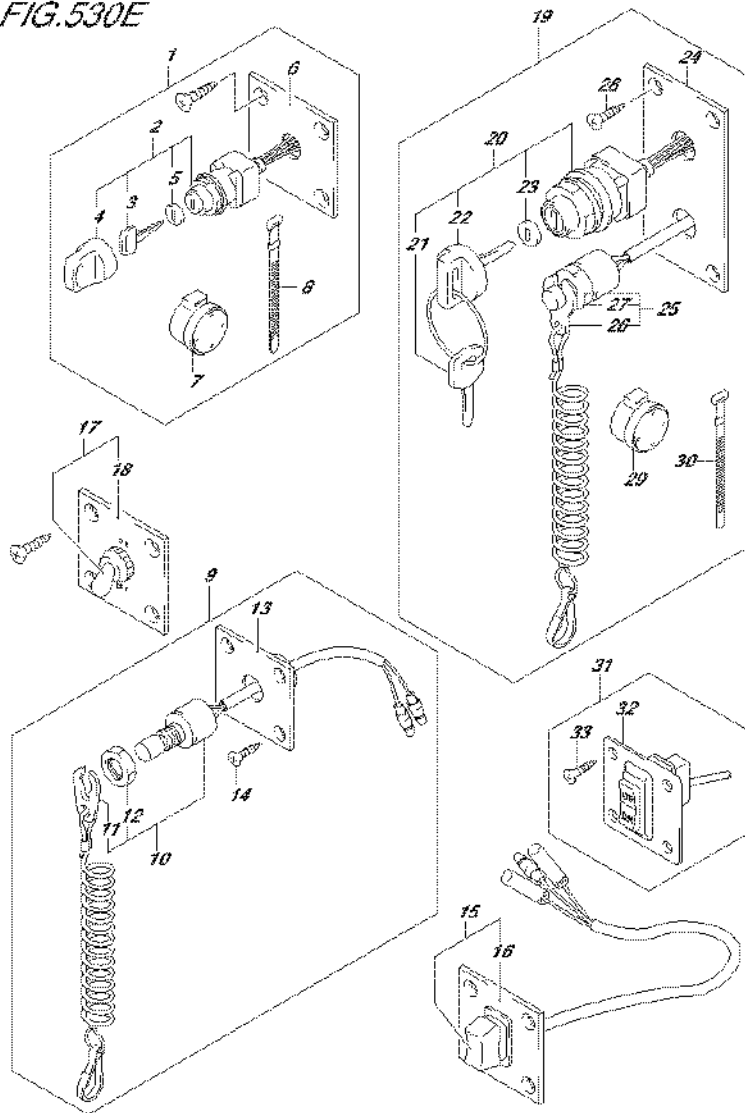


FIG.530E (3-C-3) OPT:SWITCH (DF90A E01)

REF NO.	PART NO.	DESCRIPTION	Q'TY	REMARKS
21-6	37141-99E50	..KEY (936)	2	
21-7	37141-99E60	..KEY (937)	2	
21-8	37141-99E70	..KEY (938)	2	
21-9	37141-99E80	..KEY (939)	2	
21-10	37141-99E90	..KEY (940)	2	
21-11	37141-99EA0	..KEY (941)	2	
21-12	37141-99EB0	..KEY (942)	2	
22	37143-99E00	..CAP, KEY	1	
23	37149-93J00	..CAP, CYLINDER BODY	1	
24	37139-99E20	..PANEL, IGNITION SWITCH	1	
25	37820-93J04	..SWITCH ASSY, EMERGENCY	1	
26	37823-92E01	..PLATE ASSY, EMERGENCY	1	
27	37826-92J00	..NUT	1	
28	03121-0516A	..SCREW	4	
29	38500-93J90	..BUZZER ASSY, WARNING	1	
30	09407-08401	..CLAMP (L:80)	1	
31	37860-87L00	PANEL ASSY, TROLLING CONTROL	1	
32	37862-87L00	..PANEL	1	
33	09131-05004	..SCREW (5X16)	4	

FIG.530F

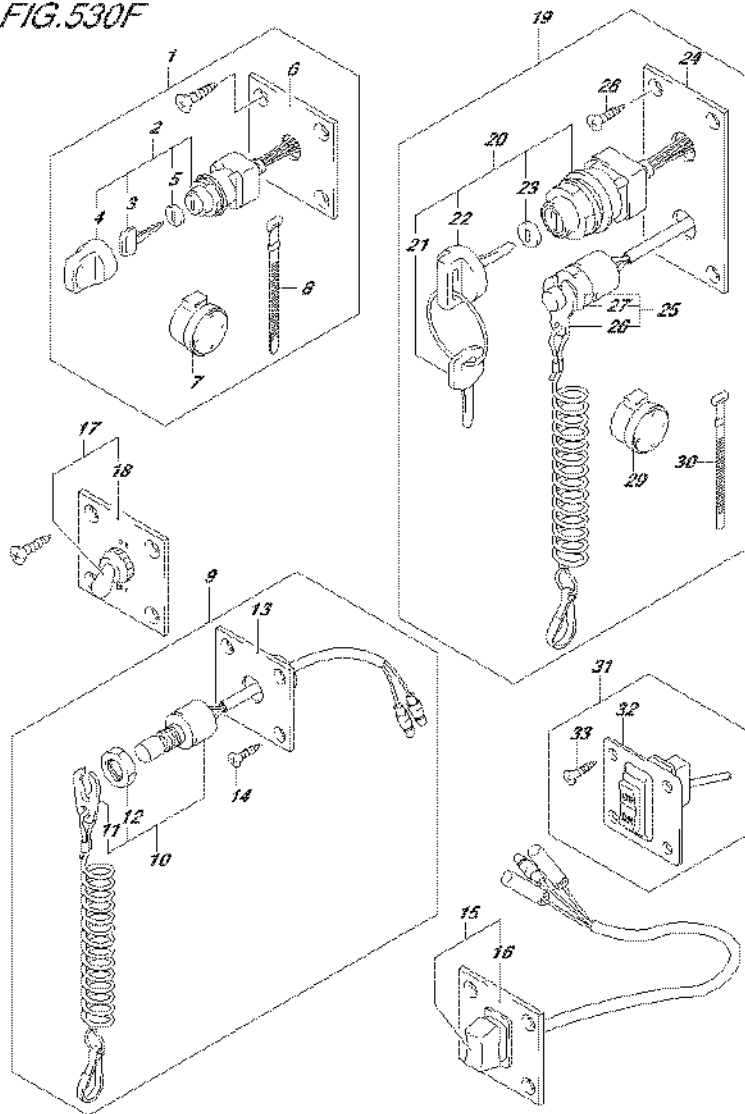


FIG.530F (3-C-4) OPT:SWITCH (DF90A E40)

REF NO.	PART NO.	DESCRIPTION	Q'TY	REMARKS
1	37100-96J00	PANEL ASSY, IGNITION SW	1	
2	37110-93J01	.SWITCH ASSY, IGNITION	1	
3-1	37141-99E00	..KEY (931)	2	
3-2	37141-99E10	..KEY (932)	2	
3-3	37141-99E20	..KEY (933)	2	
3-4	37141-99E30	..KEY (934)	2	
3-5	37141-99E40	..KEY (935)	2	
3-6	37141-99E50	..KEY (936)	2	
3-7	37141-99E60	..KEY (937)	2	
3-8	37141-99E70	..KEY (938)	2	
3-9	37141-99E80	..KEY (939)	2	
3-10	37141-99E90	..KEY (940)	2	
3-11	37141-99EA0	..KEY (941)	2	
3-12	37141-99EB0	..KEY (942)	2	
4	37143-99E00	..CAP, KEY	1	
5	37149-93J00	..CAP, CYLINDER BODY	1	
6	37139-99E00	.PANEL, IGNITION SW	1	
7	38500-93J90	.BUZZER ASSY, WARNING	1	
8	09407-08401	.CLAMP (L:80)	1	
9	37803-93J04	PANEL ASSY, EMERGENCY SW	1	
10	37820-93J04	.SWITCH ASSY, EMERGENCY	1	
11	37823-92E01	..PLATE, LOCK	1	
12	37826-92J00	..NUT	1	
13	37825-99E00	.PANEL, EMERGENCY SW	1	
14	03122-05165	.SCREW	4	
15	37805-93J00	PANEL ASSY, PTT SW	1	
16	37855-99E00	.PANEL, PTT SW	1	
17	37210-93J00	PANEL ASSY, LIGHTING SW	1	
18	37212-93J00	.PANEL, LIGHTING SW	1	
19	37100-96J24	PANEL ASSY, ENGINE SW	1	
20	37110-93J01	.SWITCH ASSY, IGNITION	1	
21-1	37141-99E00	..KEY (931)	2	
21-2	37141-99E10	..KEY (932)	2	
21-3	37141-99E20	..KEY (933)	2	
21-4	37141-99E30	..KEY (934)	2	
21-5	37141-99E40	..KEY (935)	2	

FIG.530F

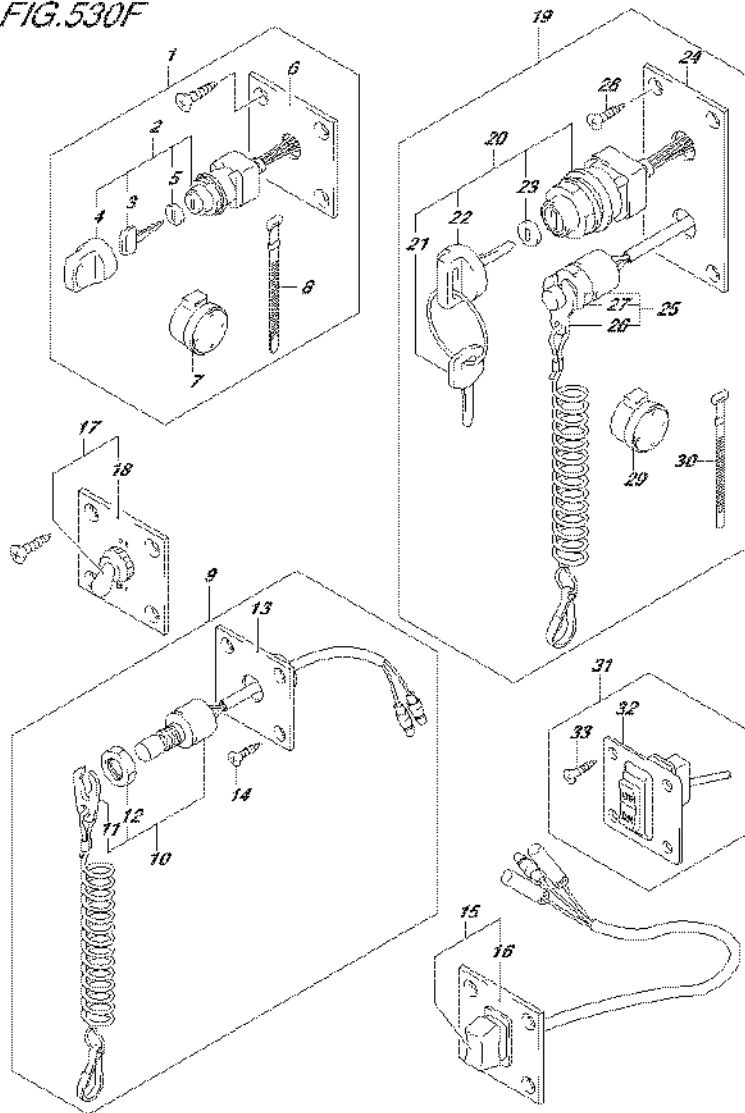
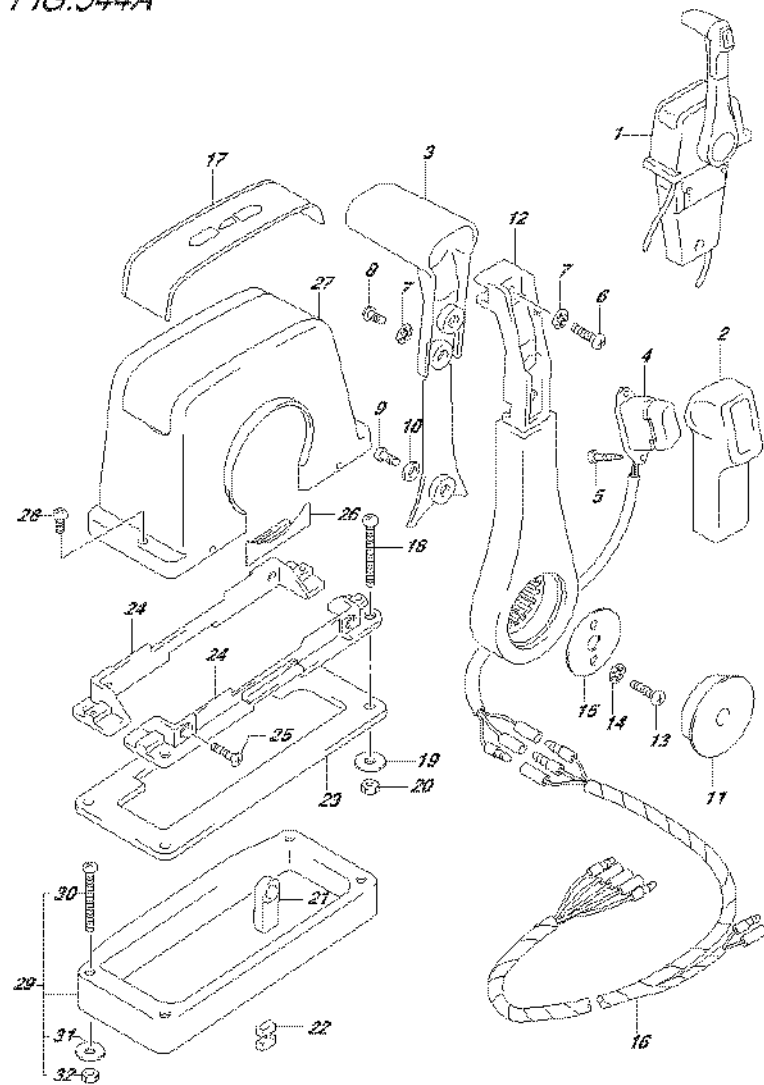


FIG.530F (3-C-5) OPT:SWITCH (DF90A E40)

REF NO.	PART NO.	DESCRIPTION	Q'TY	REMARKS
21-6	37141-99E50	..KEY (936)	2	
21-7	37141-99E60	..KEY (937)	2	
21-8	37141-99E70	..KEY (938)	2	
21-9	37141-99E80	..KEY (939)	2	
21-10	37141-99E90	..KEY (940)	2	
21-11	37141-99EA0	..KEY (941)	2	
21-12	37141-99EB0	..KEY (942)	2	
22	37143-99E00	..CAP, KEY	1	
23	37149-93J00	..CAP, CYLINDER BODY	1	
24	37139-99E20	..PANEL, IGNITION SWITCH	1	
25	37820-93J04	..SWITCH ASSY, EMERGENCY	1	
26	37823-92E01	..PLATE ASSY, EMERGENCY	1	
27	37826-92J00	..NUT	1	
28	03121-0516A	..SCREW	4	
29	38500-93J90	..BUZZER ASSY, WARNING	1	
30	09407-08401	..CLAMP (L:80)	1	
31	37860-87L00	PANEL ASSY, TROLLING CONTROL	1	
32	37862-87L00	..PANEL	1	
33	09131-05004	..SCREW (5X16)	4	

FIG.544A

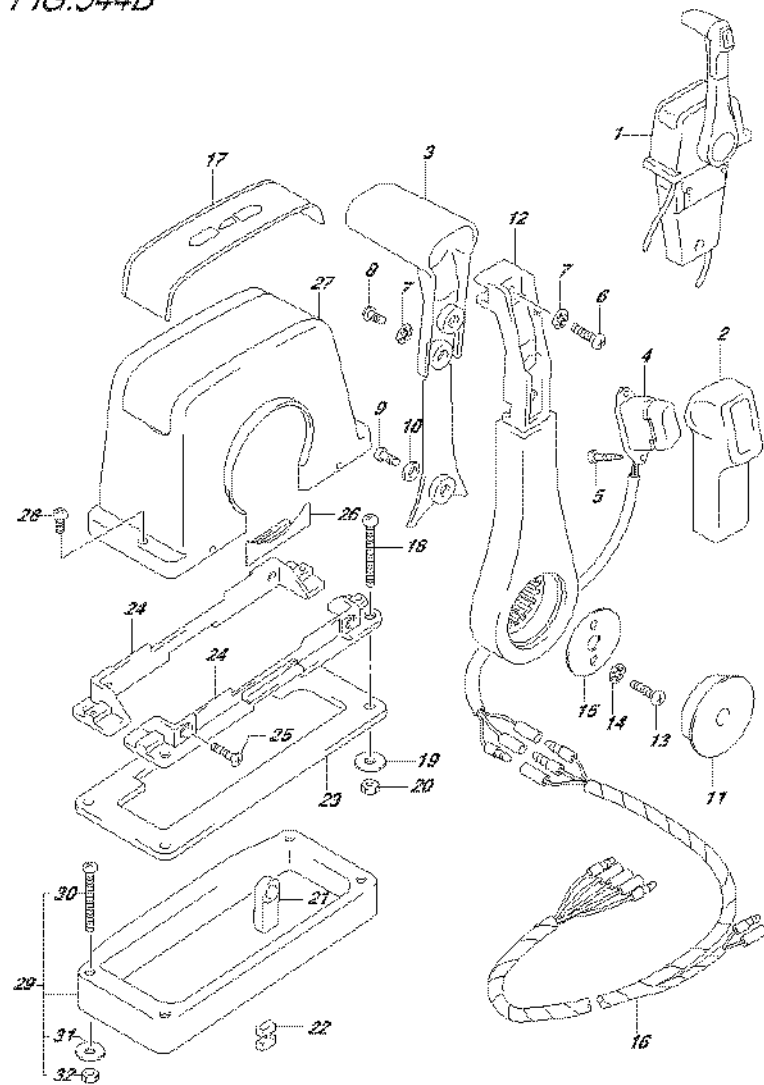
FIG.544A (3-C-6) OPT:REMOTE CONTROL ASSY SINGLE (1) (DF70A E01)



REF NO.	PART NO.	DESCRIPTION	Q'TY	REMARKS
1	67200-93J13	REMOTE CONTROL ASSY	1	
2	67261-93J00	.GRIP, NO.1	1	
3	67263-93J00	.GRIP, NO.2	1	
4	37850-93J10	.SWITCH ASSY, PTT	1	
5	67295-92E10	.SCREW	2	
6	67296-88D10	.SCREW	1	
7	67288-92E20	.WASHER	3	
8	67295-92E00	.SCREW	2	
9	67296-92E70	.SCREW	1	
10	67288-92E40	.WASHER	1	
11	67257-92E00	.CAP, LEVER	1	
12	67251-93J00	.LEVER, HANDLE	1	
13	67296-92E60	.SCREW	2	
14	67288-92E30	.WASHER	2	
15	67253-92E00	.WASHER	1	
16	36890-93J00	.WIRE, NEUTRAL & PTT SW	1	
17	67281-93J00	.DECAL	1	
18	67296-92E30	.SCREW	4	
19	09160-05024	.WASHER (5.5X16X1.5)	4	
20	67287-92E00	.NUT	4	
21	67275-95600	.END, CABLE	2	
22	67273-95600	.SPACER	1	
23	67273-92E00	.GROMMET	1	
24	67274-92E00	.FLANGE	2	
25	67296-95610	.SCREW	4	
26	67271-92E00	.COVER	1	
27	67211-93J00	.COVER	1	
28	67296-92E70	.SCREW	2	
29	67500-93J00	KIT, REMOCON SPACER SINGLE	1	
30	09125-05135	.SCREW (5X65)	4	
31	09160-05029	.WASHER (5.5X12X0.8)	4	
32	09140-05005	.NUT	4	

FIG.544B

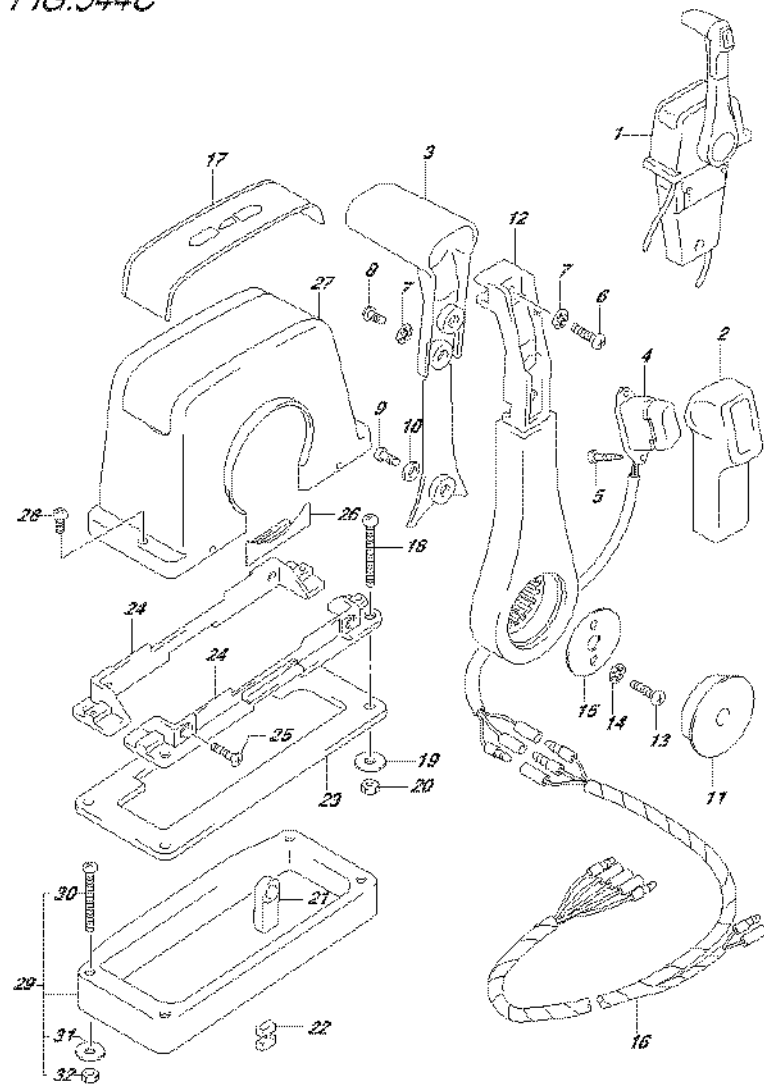
FIG.544B (3-C-7) OPT:REMOTE CONTROL ASSY SINGLE (1) (DF70A E40)



REF NO.	PART NO.	DESCRIPTION	Q'TY	REMARKS
1	67200-93J13	REMOTE CONTROL ASSY	1	
2	67261-93J00	.GRIP, NO.1	1	
3	67263-93J00	.GRIP, NO.2	1	
4	37850-93J10	.SWITCH ASSY, PTT	1	
5	67295-92E10	.SCREW	2	
6	67296-88D10	.SCREW	1	
7	67288-92E20	.WASHER	3	
8	67295-92E00	.SCREW	2	
9	67296-92E70	.SCREW	1	
10	67288-92E40	.WASHER	1	
11	67257-92E00	.CAP, LEVER	1	
12	67251-93J00	.LEVER, HANDLE	1	
13	67296-92E60	.SCREW	2	
14	67288-92E30	.WASHER	2	
15	67253-92E00	.WASHER	1	
16	36890-93J00	.WIRE, NEUTRAL & PTT SW	1	
17	67281-93J00	.DECAL	1	
18	67296-92E30	.SCREW	4	
19	09160-05024	.WASHER (5.5X16X1.5)	4	
20	67287-92E00	.NUT	4	
21	67275-95600	.END, CABLE	2	
22	67273-95600	.SPACER	1	
23	67273-92E00	.GROMMET	1	
24	67274-92E00	.FLANGE	2	
25	67296-95610	.SCREW	4	
26	67271-92E00	.COVER	1	
27	67211-93J00	.COVER	1	
28	67296-92E70	.SCREW	2	
29	67500-93J00	KIT, REMOCON SPACER SINGLE	1	
30	09125-05135	.SCREW (5X65)	4	
31	09160-05029	.WASHER (5.5X12X0.8)	4	
32	09140-05005	.NUT	4	

FIG.544C

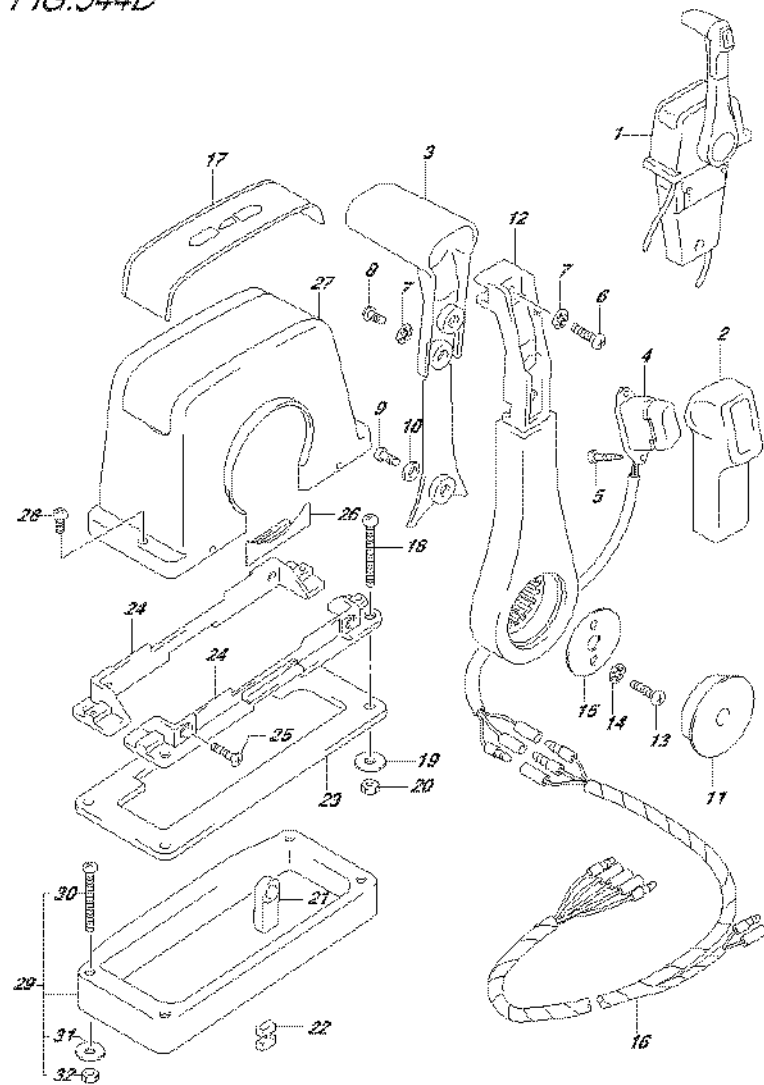
FIG.544C (3-C-8) OPT:REMOTE CONTROL ASSY SINGLE (1) (DF80A E01)



REF NO.	PART NO.	DESCRIPTION	Q'TY	REMARKS
1	67200-93J13	REMOTE CONTROL ASSY	1	
2	67261-93J00	.GRIP, NO.1	1	
3	67263-93J00	.GRIP, NO.2	1	
4	37850-93J10	.SWITCH ASSY, PTT	1	
5	67295-92E10	.SCREW	2	
6	67296-88D10	.SCREW	1	
7	67288-92E20	.WASHER	3	
8	67295-92E00	.SCREW	2	
9	67296-92E70	.SCREW	1	
10	67288-92E40	.WASHER	1	
11	67257-92E00	.CAP, LEVER	1	
12	67251-93J00	.LEVER, HANDLE	1	
13	67296-92E60	.SCREW	2	
14	67288-92E30	.WASHER	2	
15	67253-92E00	.WASHER	1	
16	36890-93J00	.WIRE, NEUTRAL & PTT SW	1	
17	67281-93J00	.DECAL	1	
18	67296-92E30	.SCREW	4	
19	09160-05024	.WASHER (5.5X16X1.5)	4	
20	67287-92E00	.NUT	4	
21	67275-95600	.END, CABLE	2	
22	67273-95600	.SPACER	1	
23	67273-92E00	.GROMMET	1	
24	67274-92E00	.FLANGE	2	
25	67296-95610	.SCREW	4	
26	67271-92E00	.COVER	1	
27	67211-93J00	.COVER	1	
28	67296-92E70	.SCREW	2	
29	67500-93J00	KIT, REMOCON SPACER SINGLE	1	
30	09125-05135	.SCREW (5X65)	4	
31	09160-05029	.WASHER (5.5X12X0.8)	4	
32	09140-05005	.NUT	4	

FIG.544D

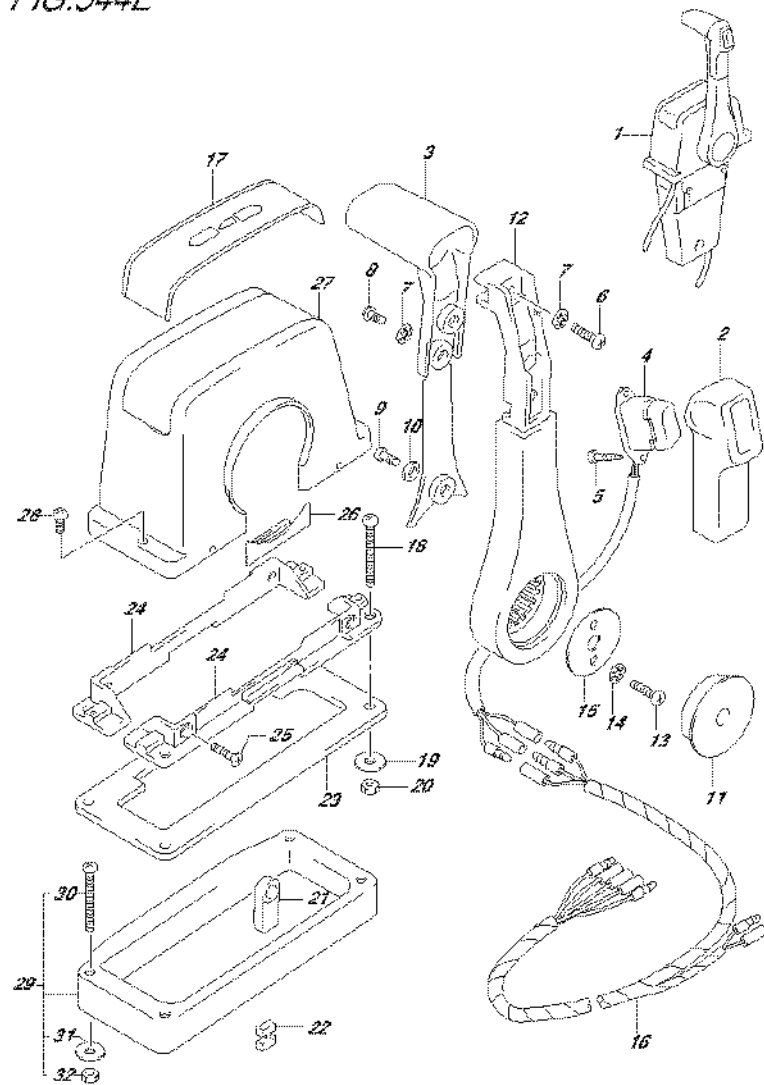
FIG.544D (3-C-9) OPT:REMOTE CONTROL ASSY SINGLE (1) (DF80A E40)



REF NO.	PART NO.	DESCRIPTION	Q'TY	REMARKS
1	67200-93J13	REMOTE CONTROL ASSY	1	
2	67261-93J00	.GRIP, NO.1	1	
3	67263-93J00	.GRIP, NO.2	1	
4	37850-93J10	.SWITCH ASSY, PTT	1	
5	67295-92E10	.SCREW	2	
6	67296-88D10	.SCREW	1	
7	67288-92E20	.WASHER	3	
8	67295-92E00	.SCREW	2	
9	67296-92E70	.SCREW	1	
10	67288-92E40	.WASHER	1	
11	67257-92E00	.CAP, LEVER	1	
12	67251-93J00	.LEVER, HANDLE	1	
13	67296-92E60	.SCREW	2	
14	67288-92E30	.WASHER	2	
15	67253-92E00	.WASHER	1	
16	36890-93J00	.WIRE, NEUTRAL & PTT SW	1	
17	67281-93J00	.DECAL	1	
18	67296-92E30	.SCREW	4	
19	09160-05024	.WASHER (5.5X16X1.5)	4	
20	67287-92E00	.NUT	4	
21	67275-95600	.END, CABLE	2	
22	67273-95600	.SPACER	1	
23	67273-92E00	.GROMMET	1	
24	67274-92E00	.FLANGE	2	
25	67296-95610	.SCREW	4	
26	67271-92E00	.COVER	1	
27	67211-93J00	.COVER	1	
28	67296-92E70	.SCREW	2	
29	67500-93J00	KIT, REMOCON SPACER SINGLE	1	
30	09125-05135	.SCREW (5X65)	4	
31	09160-05029	.WASHER (5.5X12X0.8)	4	
32	09140-05005	.NUT	4	

FIG.544E

FIG.544E (3-C-10) OPT:REMOTE CONTROL ASSY SINGLE (1) (DF90A E01)



REF NO.	PART NO.	DESCRIPTION	Q'TY	REMARKS
1	67200-93J13	REMOTE CONTROL ASSY	1	
2	67261-93J00	.GRIP, NO.1	1	
3	67263-93J00	.GRIP, NO.2	1	
4	37850-93J10	.SWITCH ASSY, PTT	1	
5	67295-92E10	.SCREW	2	
6	67296-88D10	.SCREW	1	
7	67288-92E20	.WASHER	3	
8	67295-92E00	.SCREW	2	
9	67296-92E70	.SCREW	1	
10	67288-92E40	.WASHER	1	
11	67257-92E00	.CAP, LEVER	1	
12	67251-93J00	.LEVER, HANDLE	1	
13	67296-92E60	.SCREW	2	
14	67288-92E30	.WASHER	2	
15	67253-92E00	.WASHER	1	
16	36890-93J00	.WIRE, NEUTRAL & PTT SW	1	
17	67281-93J00	.DECAL	1	
18	67296-92E30	.SCREW	4	
19	09160-05024	.WASHER (5.5X16X1.5)	4	
20	67287-92E00	.NUT	4	
21	67275-95600	.END, CABLE	2	
22	67273-95600	.SPACER	1	
23	67273-92E00	.GROMMET	1	
24	67274-92E00	.FLANGE	2	
25	67296-95610	.SCREW	4	
26	67271-92E00	.COVER	1	
27	67211-93J00	.COVER	1	
28	67296-92E70	.SCREW	2	
29	67500-93J00	KIT, REMOCON SPACER SINGLE	1	
30	09125-05135	.SCREW (5X65)	4	
31	09160-05029	.WASHER (5.5X12X0.8)	4	
32	09140-05005	.NUT	4	



FIG.544F

FIG.544F (3-C-11) OPT:REMOTE CONTROL ASSY SINGLE (1) (DF90A E40)

REF NO.	PART NO.	DESCRIPTION	Q'TY	REMARKS
1	67200-93J13	REMOTE CONTROL ASSY	1	
2	67261-93J00	.GRIP, NO.1	1	
3	67263-93J00	.GRIP, NO.2	1	
4	37850-93J10	.SWITCH ASSY, PTT	1	
5	67295-92E10	.SCREW	2	
6	67296-88D10	.SCREW	1	
7	67288-92E20	.WASHER	3	
8	67295-92E00	.SCREW	2	
9	67296-92E70	.SCREW	1	
10	67288-92E40	.WASHER	1	
11	67257-92E00	.CAP, LEVER	1	
12	67251-93J00	.LEVER, HANDLE	1	
13	67296-92E60	.SCREW	2	
14	67288-92E30	.WASHER	2	
15	67253-92E00	.WASHER	1	
16	36890-93J00	.WIRE, NEUTRAL & PTT SW	1	
17	67281-93J00	.DECAL	1	
18	67296-92E30	.SCREW	4	
19	09160-05024	.WASHER (5.5X16X1.5)	4	
20	67287-92E00	.NUT	4	
21	67275-95600	.END, CABLE	2	
22	67273-95600	.SPACER	1	
23	67273-92E00	.GROMMET	1	
24	67274-92E00	.FLANGE	2	
25	67296-95610	.SCREW	4	
26	67271-92E00	.COVER	1	
27	67211-93J00	.COVER	1	
28	67296-92E70	.SCREW	2	
29	67500-93J00	KIT, REMOCON SPACER SINGLE	1	
30	09125-05135	.SCREW (5X65)	4	
31	09160-05029	.WASHER (5.5X12X0.8)	4	
32	09140-05005	.NUT	4	

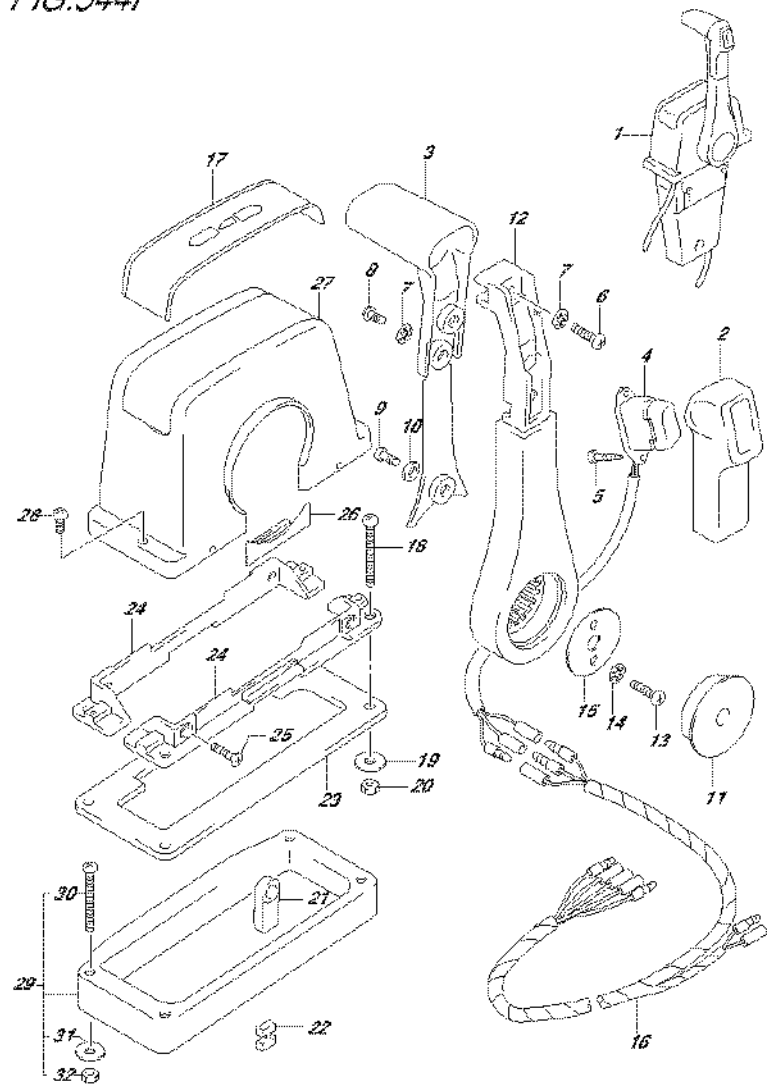


FIG.545A

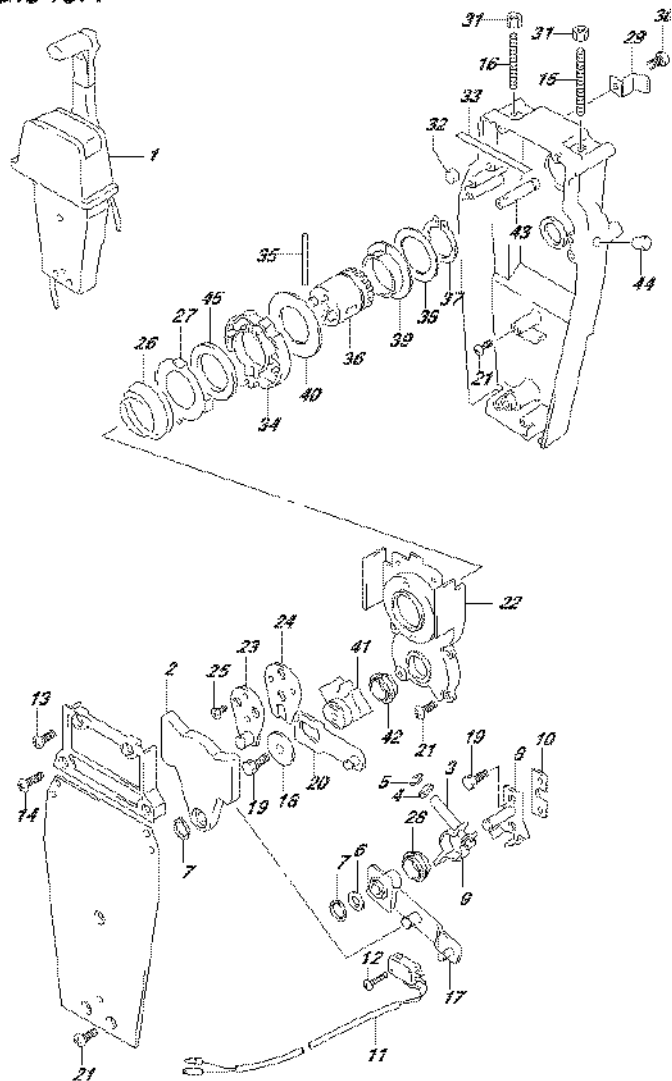


FIG.545A (3-C-12) OPT:REMOTE CONTROL ASSY SINGLE (2) (DF70A E01)

REF NO.	PART NO.	DESCRIPTION	Q'TY	REMARKS
1	67200-93J13	REMOTE CONTROL ASSY	1	
2	67222-92E00	.DUAL PLATE	1	
3	67223-92E00	.BRAKE ADJUST	1	
4	67288-92E00	.WASHER	1	
5	67292-94300	.E RING	4	
6	67288-92E10	.WASHER	1	
7	67291-92E00	.SNAP RING	2	
8	67221-92E00	.SHIFT ASSY	1	
9	67224-92E00	.BRAKE ARM ASSY	1	
10	67294-92E00	.SPACER	1	
11	37721-95500	.SWITCH ASSY, NEUTRAL	1	
12	67296-92E11	.SCREW (3X15)	2	
13	67296-88D10	.SCREW (5X16)	2	
14	67296-92E20	.SCREW (5X25)	2	
15	67226-92E00	.BOLT, STOPPER FRONT	1	
16	67226-92E10	.BOLT, STOPPER REAR	1	
17	67240-92E00	.ARM ASSY, THROTTLE	1	
18	67228-92E00	.WASHER	1	
19	67286-92E00	.BOLT (6X18)	3	
20	67230-92E00	.ARM ASSY, SHIFT	1	
21	09125-05042	.SCREW (5X10)	9	
22	67234-92E00	.CASE, GEAR	1	
23	67245-92E00	.LEVER ASSY, THROTTLE	1	
24	67227-92E00	.STOPPER	1	
25	09126-06006	.SCREW (6X20)	2	
26	67233-92E00	.SPRING	1	
27	67235-92E00	.PLATE, SHIFT LOCK	1	
28	67232-95620	.BUSH	1	
29	67269-92E00	.BRACKET	1	
30	67296-88D10	.SCREW	1	
31	09140-06020	.NUT	2	
32	67236-92E00	.ROLLER	1	
33	67237-92E01	.SPRING	6	
34	67238-92E00	.GEAR, DRIVE	1	



FIG.545B

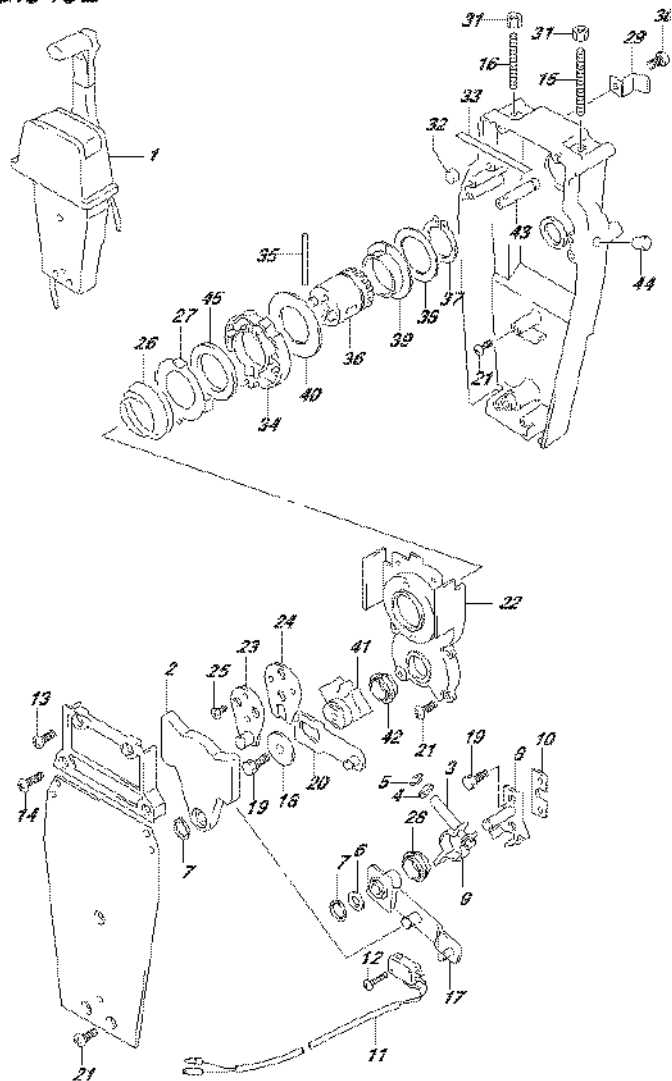


FIG.545B (3-C-14) OPT:REMOTE CONTROL ASSY SINGLE (2) (DF70A E40)

REF NO.	PART NO.	DESCRIPTION	Q'TY	REMARKS
1	67200-93J13	REMOTE CONTROL ASSY	1	
2	67222-92E00	.DUAL PLATE	1	
3	67223-92E00	.BRAKE ADJUST	1	
4	67288-92E00	.WASHER	1	
5	67292-94300	.E RING	4	
6	67288-92E10	.WASHER	1	
7	67291-92E00	.SNAP RING	2	
8	67221-92E00	.SHIFT ASSY	1	
9	67224-92E00	.BRAKE ARM ASSY	1	
10	67294-92E00	.SPACER	1	
11	37721-95500	.SWITCH ASSY, NEUTRAL	1	
12	67296-92E11	.SCREW (3X15)	2	
13	67296-88D10	.SCREW (5X16)	2	
14	67296-92E20	.SCREW (5X25)	2	
15	67226-92E00	.BOLT, STOPPER FRONT	1	
16	67226-92E10	.BOLT, STOPPER REAR	1	
17	67240-92E00	.ARM ASSY, THROTTLE	1	
18	67228-92E00	.WASHER	1	
19	67286-92E00	.BOLT (6X18)	3	
20	67230-92E00	.ARM ASSY, SHIFT	1	
21	09125-05042	.SCREW (5X10)	9	
22	67234-92E00	.CASE, GEAR	1	
23	67245-92E00	.LEVER ASSY, THROTTLE	1	
24	67227-92E00	.STOPPER	1	
25	09126-06006	.SCREW (6X20)	2	
26	67233-92E00	.SPRING	1	
27	67235-92E00	.PLATE, SHIFT LOCK	1	
28	67232-95620	.BUSH	1	
29	67269-92E00	.BRACKET	1	
30	67296-88D10	.SCREW	1	
31	09140-06020	.NUT	2	
32	67236-92E00	.ROLLER	1	
33	67237-92E01	.SPRING	6	
34	67238-92E00	.GEAR, DRIVE	1	

FIG.545B

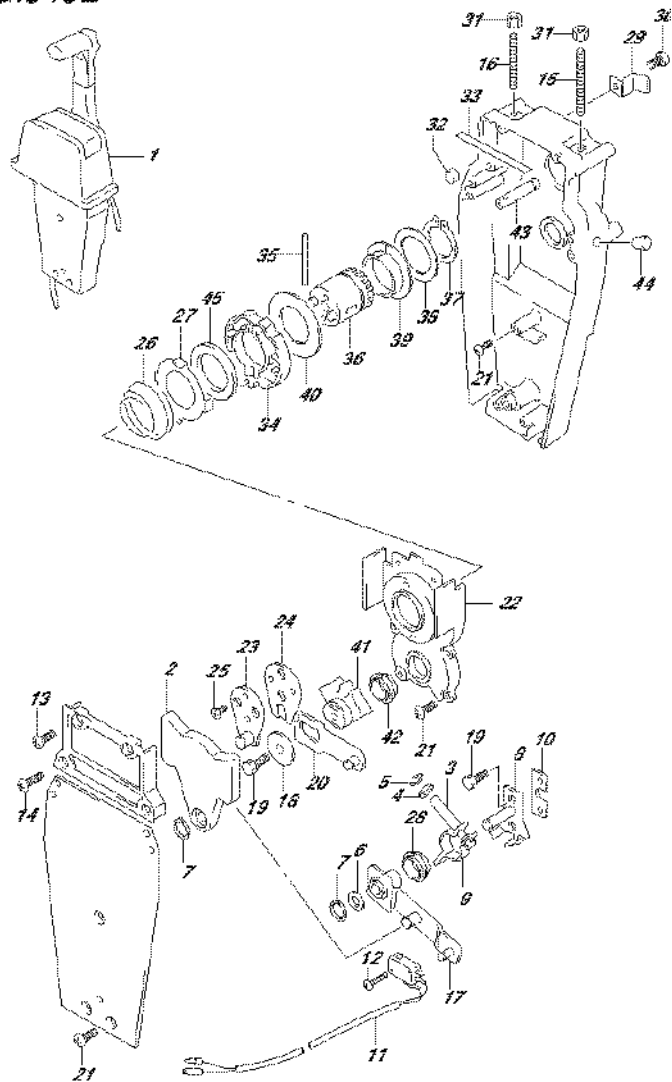


FIG.545B (3-C-15) OPT:REMOTE CONTROL ASSY SINGLE (2) (DF70A E40)

REF NO.	PART NO.	DESCRIPTION	Q'TY	REMARKS
35	67239-92E00	.PIN	1	
36	67246-92E00	.SHIFT, DRIVE	1	
37	67291-92E10	.SNAP RING	1	
38	67253-92E10	.WASHER	1	
39	67252-92E10	.BUSH	1	
40	67253-95600	.WASHER	1	
41	67231-92E00	.GEAR, SHIFT	1	
42	67232-95600	.BUSH	1	
43	67241-92E10	.ROD, FREE ACC	1	
44	67243-92E00	.CAP, HOLE	1	
45	67239-92E10	.PLATE, SHIFT PIN	1	

FIG.545C

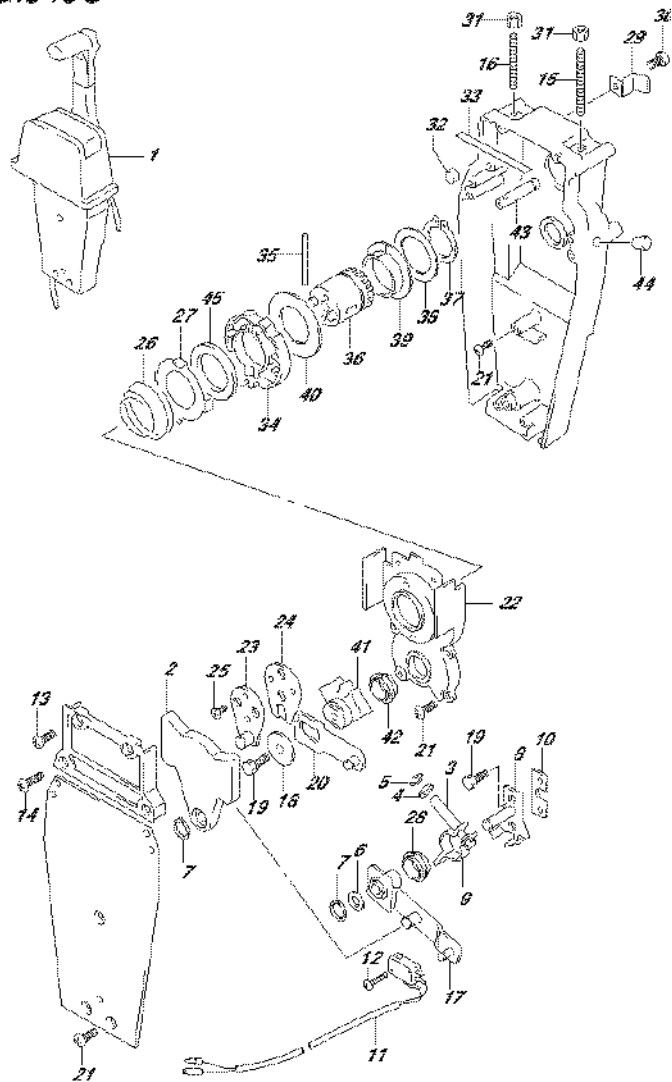


FIG.545C (3-D-2) OPT:REMOTE CONTROL ASSY SINGLE (2) (DF80A E01)

REF NO.	PART NO.	DESCRIPTION	Q'TY	REMARKS
1	67200-93J13	REMOTE CONTROL ASSY	1	
2	67222-92E00	.DUAL PLATE	1	
3	67223-92E00	.BRAKE ADJUST	1	
4	67288-92E00	.WASHER	1	
5	67292-94300	.E RING	4	
6	67288-92E10	.WASHER	1	
7	67291-92E00	.SNAP RING	2	
8	67221-92E00	.SHIFT ASSY	1	
9	67224-92E00	.BRAKE ARM ASSY	1	
10	67294-92E00	.SPACER	1	
11	37721-95500	.SWITCH ASSY, NEUTRAL	1	
12	67296-92E11	.SCREW (3X15)	2	
13	67296-88D10	.SCREW (5X16)	2	
14	67296-92E20	.SCREW (5X25)	2	
15	67226-92E00	.BOLT, STOPPER FRONT	1	
16	67226-92E10	.BOLT, STOPPER REAR	1	
17	67240-92E00	.ARM ASSY, THROTTLE	1	
18	67228-92E00	.WASHER	1	
19	67286-92E00	.BOLT (6X18)	3	
20	67230-92E00	.ARM ASSY, SHIFT	1	
21	09125-05042	.SCREW (5X10)	9	
22	67234-92E00	.CASE, GEAR	1	
23	67245-92E00	.LEVER ASSY, THROTTLE	1	
24	67227-92E00	.STOPPER	1	
25	09126-06006	.SCREW (6X20)	2	
26	67233-92E00	.SPRING	1	
27	67235-92E00	.PLATE, SHIFT LOCK	1	
28	67232-95620	.BUSH	1	
29	67269-92E00	.BRACKET	1	
30	67296-88D10	.SCREW	1	
31	09140-06020	.NUT	2	
32	67236-92E00	.ROLLER	1	
33	67237-92E01	.SPRING	6	
34	67238-92E00	.GEAR, DRIVE	1	

FIG.545C

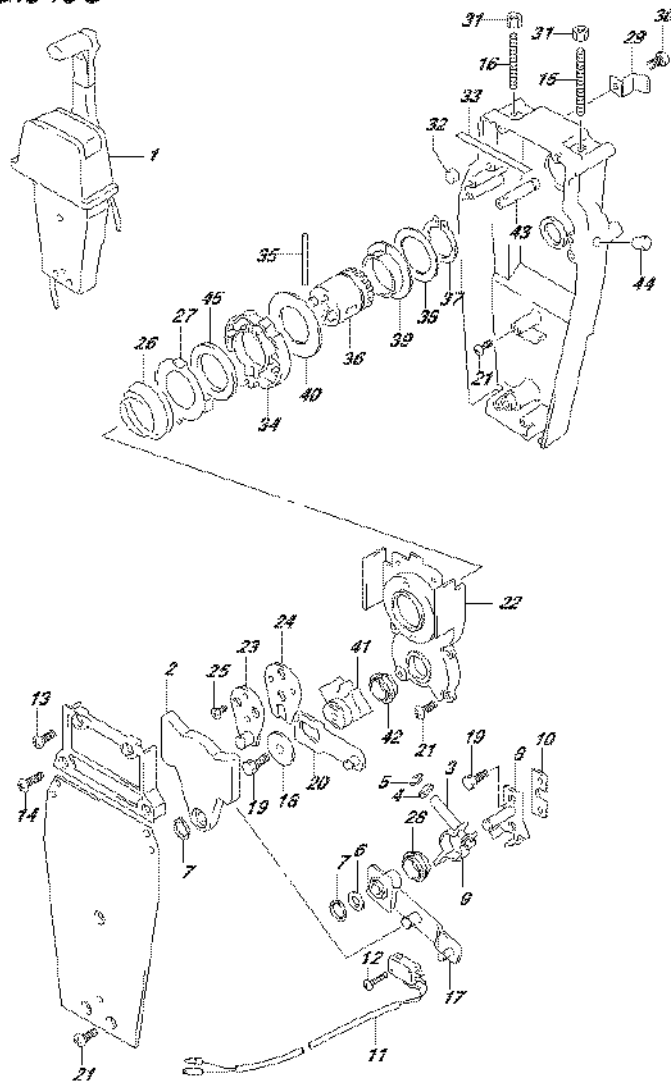


FIG.545C (3-D-3) OPT:REMOTE CONTROL ASSY SINGLE (2) (DF80A E01)

REF NO.	PART NO.	DESCRIPTION	Q'TY	REMARKS
35	67239-92E00	.PIN	1	
36	67246-92E00	.SHIFT, DRIVE	1	
37	67291-92E10	.SNAP RING	1	
38	67253-92E10	.WASHER	1	
39	67252-92E10	.BUSH	1	
40	67253-95600	.WASHER	1	
41	67231-92E00	.GEAR, SHIFT	1	
42	67232-95600	.BUSH	1	
43	67241-92E10	.ROD, FREE ACC	1	
44	67243-92E00	.CAP, HOLE	1	
45	67239-92E10	.PLATE, SHIFT PIN	1	

FIG.545D

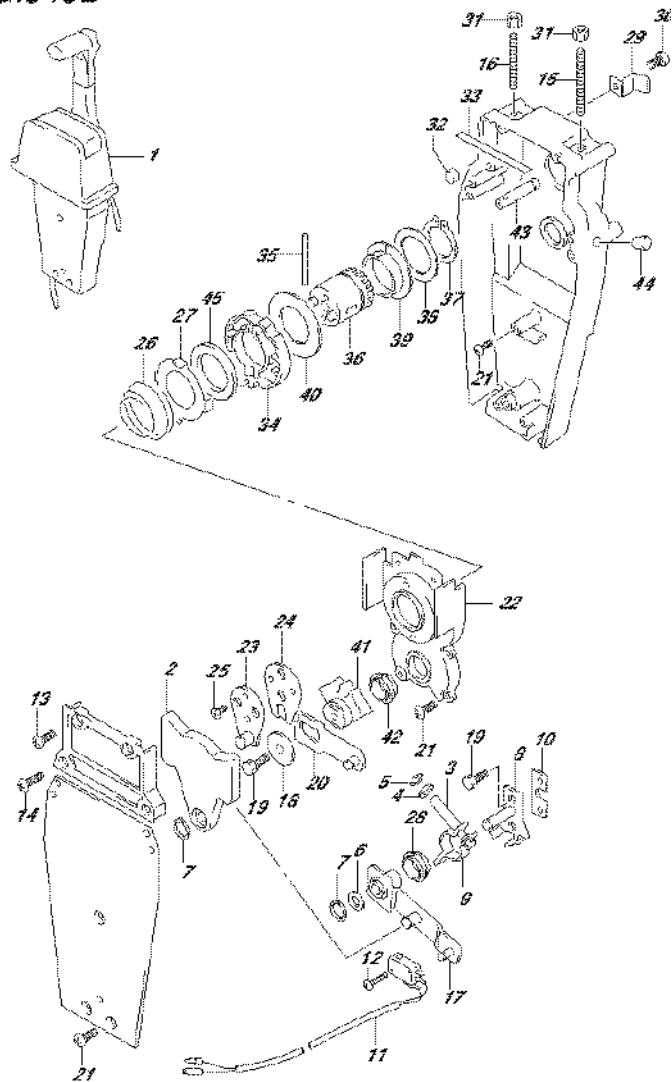


FIG.545D (3-D-4) OPT:REMOTE CONTROL ASSY SINGLE (2) (DF80A E40)

REF NO.	PART NO.	DESCRIPTION	Q'TY	REMARKS
1	67200-93J13	REMOTE CONTROL ASSY	1	
2	67222-92E00	.DUAL PLATE	1	
3	67223-92E00	.BRAKE ADJUST	1	
4	67288-92E00	.WASHER	1	
5	67292-94300	.E RING	4	
6	67288-92E10	.WASHER	1	
7	67291-92E00	.SNAP RING	2	
8	67221-92E00	.SHIFT ASSY	1	
9	67224-92E00	.BRAKE ARM ASSY	1	
10	67294-92E00	.SPACER	1	
11	37721-95500	.SWITCH ASSY, NEUTRAL	1	
12	67296-92E11	.SCREW (3X15)	2	
13	67296-88D10	.SCREW (5X16)	2	
14	67296-92E20	.SCREW (5X25)	2	
15	67226-92E00	.BOLT, STOPPER FRONT	1	
16	67226-92E10	.BOLT, STOPPER REAR	1	
17	67240-92E00	.ARM ASSY, THROTTLE	1	
18	67228-92E00	.WASHER	1	
19	67286-92E00	.BOLT (6X18)	3	
20	67230-92E00	.ARM ASSY, SHIFT	1	
21	09125-05042	.SCREW (5X10)	9	
22	67234-92E00	.CASE, GEAR	1	
23	67245-92E00	.LEVER ASSY, THROTTLE	1	
24	67227-92E00	.STOPPER	1	
25	09126-06006	.SCREW (6X20)	2	
26	67233-92E00	.SPRING	1	
27	67235-92E00	.PLATE, SHIFT LOCK	1	
28	67232-95620	.BUSH	1	
29	67269-92E00	.BRACKET	1	
30	67296-88D10	.SCREW	1	
31	09140-06020	.NUT	2	
32	67236-92E00	.ROLLER	1	
33	67237-92E01	.SPRING	6	
34	67238-92E00	.GEAR, DRIVE	1	



FIG.545D

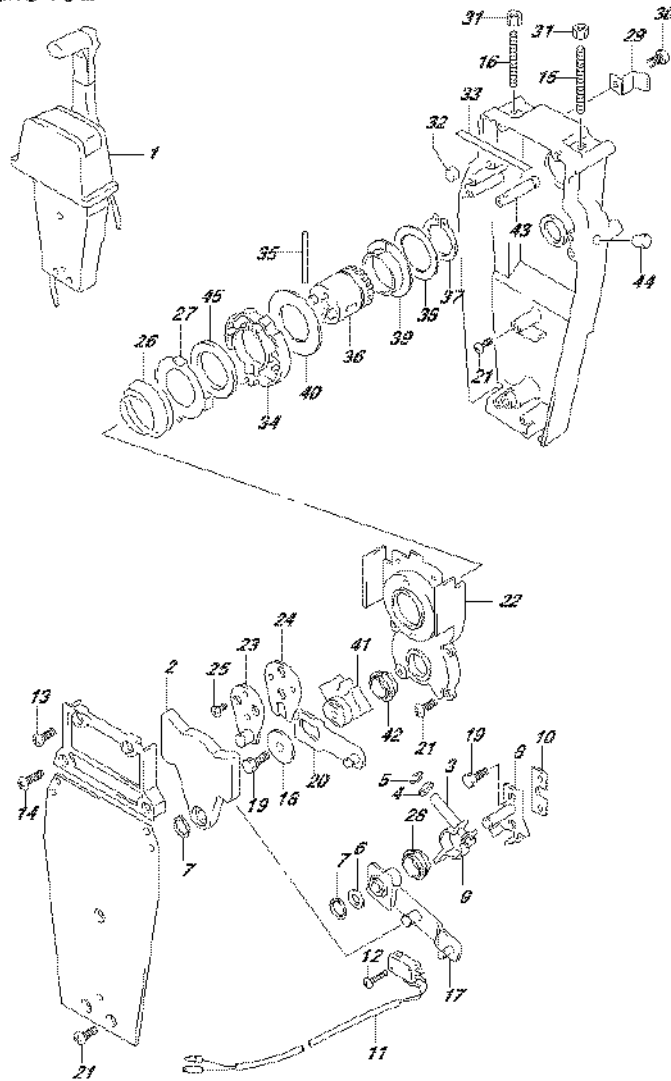


FIG.545D (3-D-5) OPT:REMOTE CONTROL ASSY SINGLE (2) (DF80A E40)

REF NO.	PART NO.	DESCRIPTION	Q'TY	REMARKS
35	67239-92E00	.PIN	1	
36	67246-92E00	.SHIFT, DRIVE	1	
37	67291-92E10	.SNAP RING	1	
38	67253-92E10	.WASHER	1	
39	67252-92E10	.BUSH	1	
40	67253-95600	.WASHER	1	
41	67231-92E00	.GEAR, SHIFT	1	
42	67232-95600	.BUSH	1	
43	67241-92E10	.ROD, FREE ACC	1	
44	67243-92E00	.CAP, HOLE	1	
45	67239-92E10	.PLATE, SHIFT PIN	1	

FIG.545E

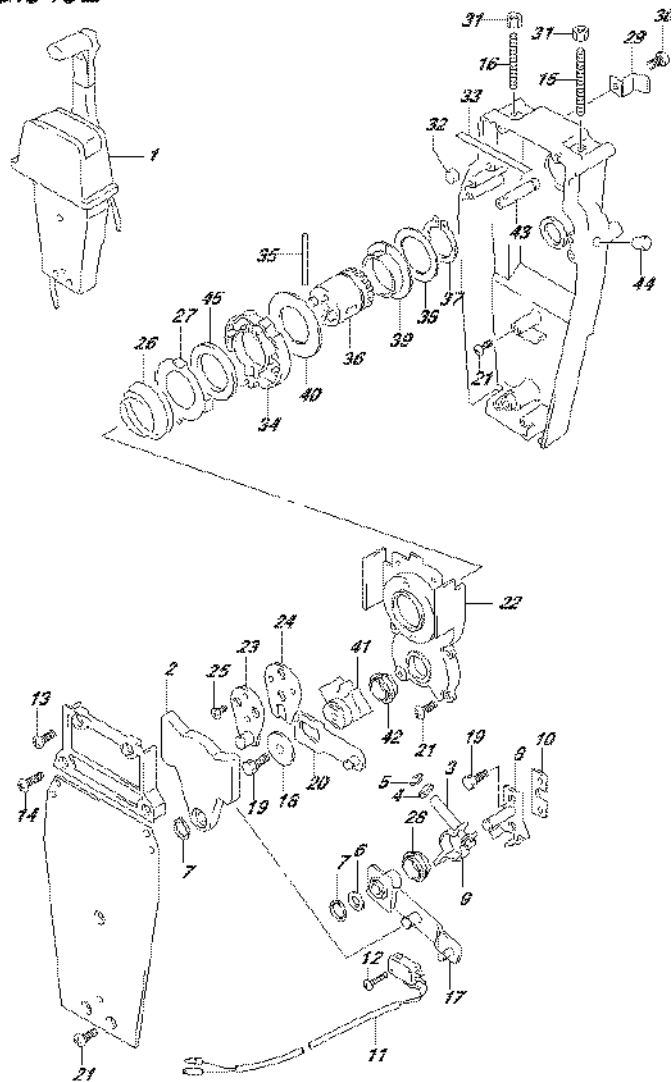


FIG.545E (3-D-6) OPT:REMOTE CONTROL ASSY SINGLE (2) (DF90A E01)

REF NO.	PART NO.	DESCRIPTION	Q'TY	REMARKS
1	67200-93J13	REMOTE CONTROL ASSY	1	
2	67222-92E00	.DUAL PLATE	1	
3	67223-92E00	.BRAKE ADJUST	1	
4	67288-92E00	.WASHER	1	
5	67292-94300	.E RING	4	
6	67288-92E10	.WASHER	1	
7	67291-92E00	.SNAP RING	2	
8	67221-92E00	.SHIFT ASSY	1	
9	67224-92E00	.BRAKE ARM ASSY	1	
10	67294-92E00	.SPACER	1	
11	37721-95500	.SWITCH ASSY, NEUTRAL	1	
12	67296-92E11	.SCREW (3X15)	2	
13	67296-88D10	.SCREW (5X16)	2	
14	67296-92E20	.SCREW (5X25)	2	
15	67226-92E00	.BOLT, STOPPER FRONT	1	
16	67226-92E10	.BOLT, STOPPER REAR	1	
17	67240-92E00	.ARM ASSY, THROTTLE	1	
18	67228-92E00	.WASHER	1	
19	67286-92E00	.BOLT (6X18)	3	
20	67230-92E00	.ARM ASSY, SHIFT	1	
21	09125-05042	.SCREW (5X10)	9	
22	67234-92E00	.CASE, GEAR	1	
23	67245-92E00	.LEVER ASSY, THROTTLE	1	
24	67227-92E00	.STOPPER	1	
25	09126-06006	.SCREW (6X20)	2	
26	67233-92E00	.SPRING	1	
27	67235-92E00	.PLATE, SHIFT LOCK	1	
28	67232-95620	.BUSH	1	
29	67269-92E00	.BRACKET	1	
30	67296-88D10	.SCREW	1	
31	09140-06020	.NUT	2	
32	67236-92E00	.ROLLER	1	
33	67237-92E01	.SPRING	6	
34	67238-92E00	.GEAR, DRIVE	1	

FIG.545E

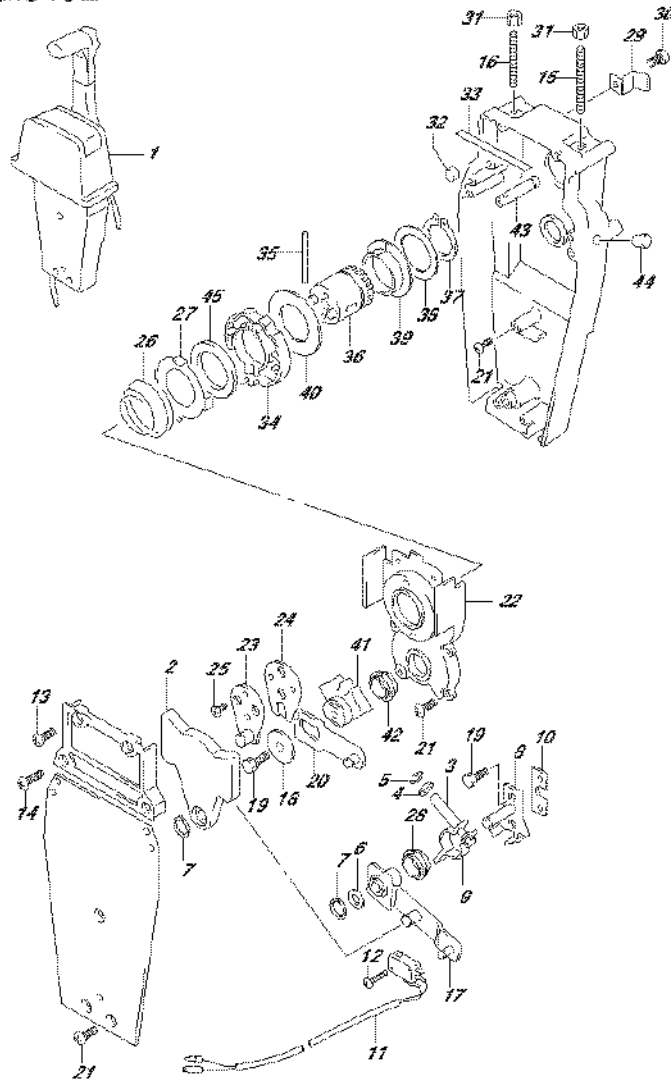


FIG.545E (3-D-7) OPT:REMOTE CONTROL ASSY SINGLE (2) (DF90A E01)

REF NO.	PART NO.	DESCRIPTION	Q'TY	REMARKS
35	67239-92E00	.PIN	1	
36	67246-92E00	.SHIFT, DRIVE	1	
37	67291-92E10	.SNAP RING	1	
38	67253-92E10	.WASHER	1	
39	67252-92E10	.BUSH	1	
40	67253-95600	.WASHER	1	
41	67231-92E00	.GEAR, SHIFT	1	
42	67232-95600	.BUSH	1	
43	67241-92E10	.ROD, FREE ACC	1	
44	67243-92E00	.CAP, HOLE	1	
45	67239-92E10	.PLATE, SHIFT PIN	1	

FIG.545F

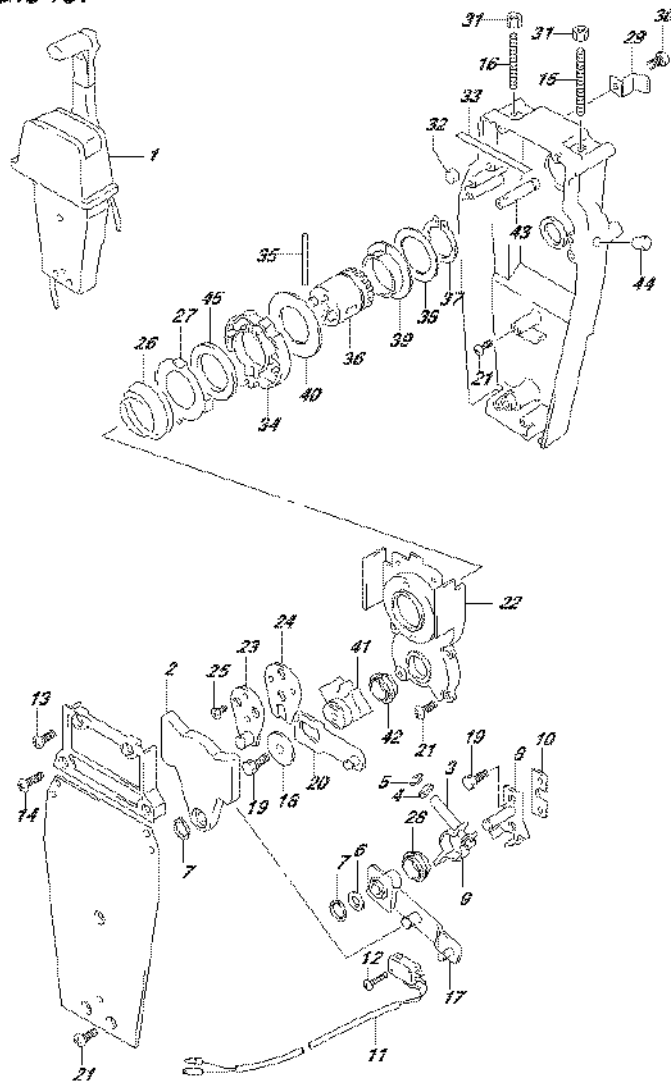


FIG.545F (3-D-8) OPT:REMOTE CONTROL ASSY SINGLE (2) (DF90A E40)

REF NO.	PART NO.	DESCRIPTION	Q'TY	REMARKS
1	67200-93J13	REMOTE CONTROL ASSY	1	
2	67222-92E00	.DUAL PLATE	1	
3	67223-92E00	.BRAKE ADJUST	1	
4	67288-92E00	.WASHER	1	
5	67292-94300	.E RING	4	
6	67288-92E10	.WASHER	1	
7	67291-92E00	.SNAP RING	2	
8	67221-92E00	.SHIFT ASSY	1	
9	67224-92E00	.BRAKE ARM ASSY	1	
10	67294-92E00	.SPACER	1	
11	37721-95500	.SWITCH ASSY, NEUTRAL	1	
12	67296-92E11	.SCREW (3X15)	2	
13	67296-88D10	.SCREW (5X16)	2	
14	67296-92E20	.SCREW (5X25)	2	
15	67226-92E00	.BOLT, STOPPER FRONT	1	
16	67226-92E10	.BOLT, STOPPER REAR	1	
17	67240-92E00	.ARM ASSY, THROTTLE	1	
18	67228-92E00	.WASHER	1	
19	67286-92E00	.BOLT (6X18)	3	
20	67230-92E00	.ARM ASSY, SHIFT	1	
21	09125-05042	.SCREW (5X10)	9	
22	67234-92E00	.CASE, GEAR	1	
23	67245-92E00	.LEVER ASSY, THROTTLE	1	
24	67227-92E00	.STOPPER	1	
25	09126-06006	.SCREW (6X20)	2	
26	67233-92E00	.SPRING	1	
27	67235-92E00	.PLATE, SHIFT LOCK	1	
28	67232-95620	.BUSH	1	
29	67269-92E00	.BRACKET	1	
30	67296-88D10	.SCREW	1	
31	09140-06020	.NUT	2	
32	67236-92E00	.ROLLER	1	
33	67237-92E01	.SPRING	6	
34	67238-92E00	.GEAR, DRIVE	1	

FIG.545F

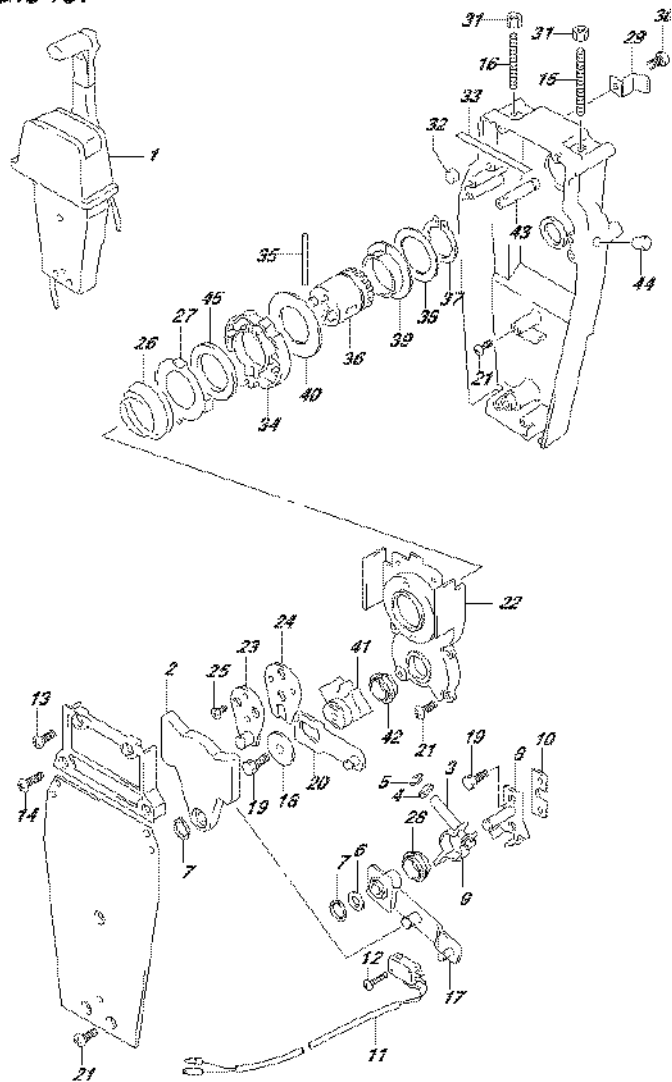


FIG.545F (3-D-9) OPT:REMOTE CONTROL ASSY SINGLE (2) (DF90A E40)

REF NO.	PART NO.	DESCRIPTION	Q'TY	REMARKS
35	67239-92E00	.PIN	1	
36	67246-92E00	.SHIFT, DRIVE	1	
37	67291-92E10	.SNAP RING	1	
38	67253-92E10	.WASHER	1	
39	67252-92E10	.BUSH	1	
40	67253-95600	.WASHER	1	
41	67231-92E00	.GEAR, SHIFT	1	
42	67232-95600	.BUSH	1	
43	67241-92E10	.ROD, FREE ACC	1	
44	67243-92E00	.CAP, HOLE	1	
45	67239-92E10	.PLATE, SHIFT PIN	1	

FIG.570A

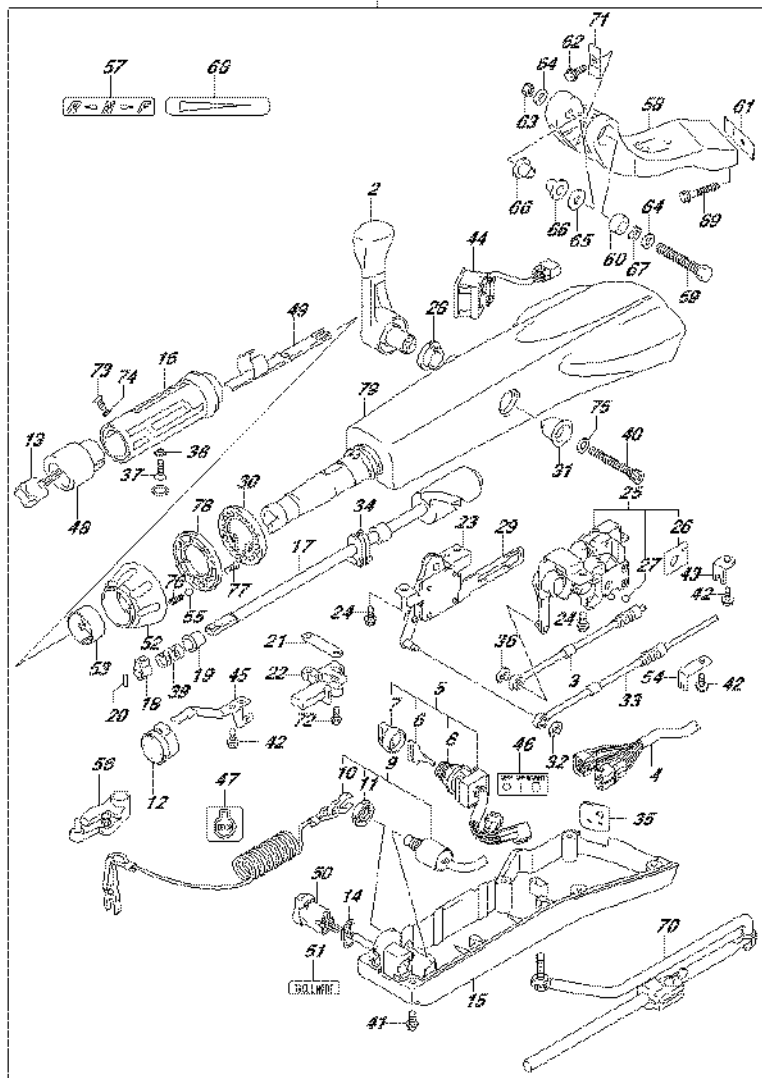


FIG.570A (3-D-10) OPT:TILLER HANDLE (DF70A E01)

REF NO.	PART NO.	DESCRIPTION	Q'TY	REMARKS
1	63002-87L12-OEP	KIT TILLER HANDLE (BLACK)	1	
2	21110-88L00	..LEVER, SHIFT	1	
3	23230-90J10	..CABLE, SHIFT	1	
4	36620-87L00	..WIRE ASSY, HARNESS	1	
5	37110-87L01	..SWITCH ASSY, IGNITION	1	
6-1	37141-99E00	..KEY (931)	1	
6-2	37141-99E10	..KEY (932)	1	
6-3	37141-99E20	..KEY (933)	1	
6-4	37141-99E30	..KEY (934)	1	
6-5	37141-99E40	..KEY (935)	1	
6-6	37141-99E50	..KEY (936)	1	
6-7	37141-99E60	..KEY (937)	1	
6-8	37141-99E70	..KEY (938)	1	
6-9	37141-99E80	..KEY (939)	1	
6-10	37141-99E90	..KEY (940)	1	
6-11	37141-99EA0	..KEY (941)	1	
6-12	37141-99EB0	..KEY (942)	1	
7	37143-99E00	..CAP, KEY	1	
8	37149-93J00	..CAP, CYLINDER BODY	1	
9	37820-87L01	..SWITCH ASSY, EMERGENCY	1	
10	37823-92E01	..PLATE, LOCK	1	
11	37826-92J00	..NUT	1	
12	38500-93J90	..BUZZER	1	
13	37850-87L00	..SWITCH ASSY, PTT	1	
14	37852-87J00	..PLATE, TRIM SWITCH	1	
15	63121-88L00	..COVER, UNDER	1	
16	63210-88L00	..GRIP, HANDLE	1	
17	63221-88L00	..SHAFT, THROTTLE	1	
18	63223-92D00	..STOPPER, HANDLE ROD	1	
19	63225-88L00	..BUSH, HANDLE ROD	1	
20	63227-93200	..PIN, HANDLE ROD	1	
21	63235-88L00	..PLATE, THROTTLE SHAFT	1	
22	63246-88L00	..STOPPER THROTTLE ADJ	1	
23	63250-88L00	..ARM ASSY, THROTTLE	1	

FIG.570A

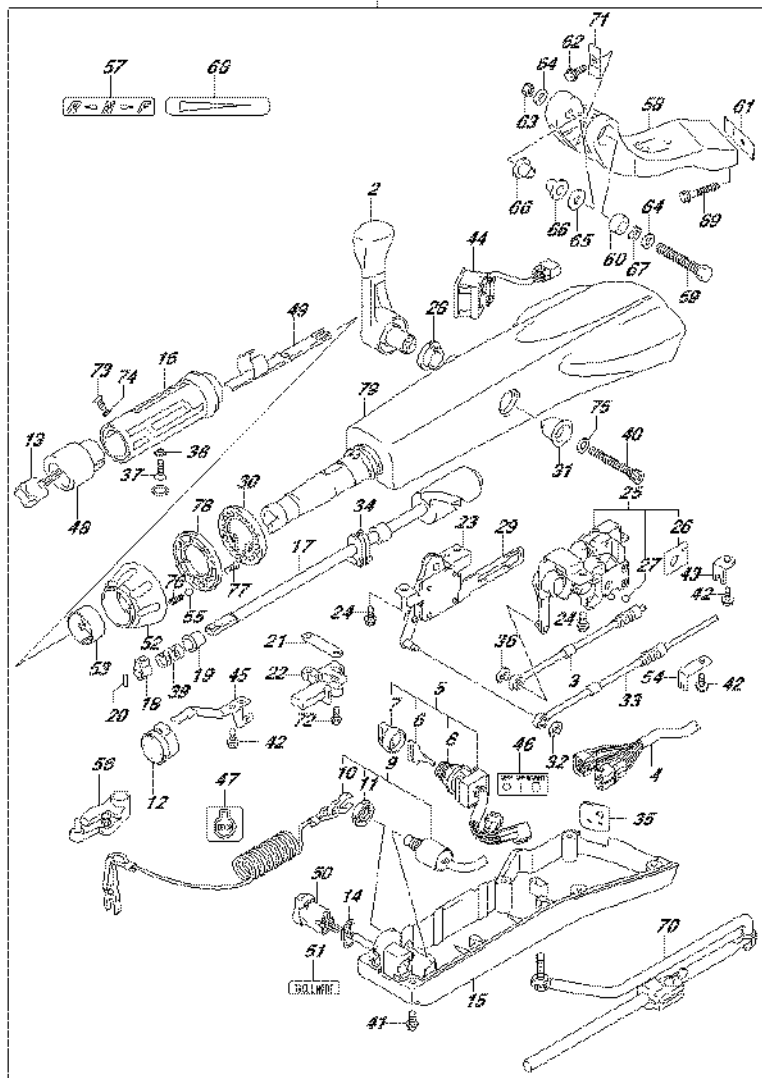


FIG.570A (3-D-11) OPT:TILLER HANDLE (DF70A E01)

REF NO.	PART NO.	DESCRIPTION	Q'TY	REMARKS
24	63251-87J00	.BOLT, SHIFT GEAR ASSY	4	
25	63260-88L00	.GEAR ASSY, SHIFT	1	
26	63272-87J00	..PLATE, BALL GUIDE	1	
27	63273-87J00	..BALL	1	
28	63262-87J00	.BUSH, SHIFT LEVER	1	
29	63271-87J00	.PLATE, LOCK	1	
30	63248-99J00	.PLATE, THROTTLE ADJ NOTCH	1	
31	63261-87J00	.BUSH, SHIFT GEAR	1	
32	63274-87J00	E RING	1	
33	63610-87J00	.CABLE, THROTTLE	1	
34	37853-88L90	.GROMMET, PTT SWITCH LEAD	1	
35	63626-88L00	.GROMMET, WIRE HARNESS	1	
36	67292-87J00	E RING	2	
37	09126-06015	.SCREW (6X23)	1	
38	09163-06001	.LOCK WASHER	1	
39	09440-12027	.SPRING	1	
40	21112-88L00	.BOLT SHIFT LEVER	1	
41	09125-05047	.SCREW (5X14)	6	
42	63611-88L00	.BOLT CLAMP BRACKET	3	
43	63612-87J00	.BRACKET, CLAMP	1	
44	34200-87L00	.TACHOMETER ASSY, WITH MONITOR	1	
45	36617-88L90	.CLAMP PLATE, MAIN HARNESS	1	
46	37112-88L90	.LABEL, IGNITION SWITCH	1	
47	37835-95D00	.LABEL, STOP	1	
48	37851-88L90	.BASE, PTT SWITCH	1	
49	37852-88L90	.HARNESS, GUIDE	1	
50	37861-87L10	.SWITCH, TROLLING CONTROL	1	
51	37864-88L90	.LABEL, TROLL MODE	1	
52	63244-99J00	.KNOB, THROTTLE ADJ	1	
53	63245-99J00	.BUSH, THROTTLE ADJ	1	
54	63612-88L10	.BRACKET, CLAMP SHIFT	1	
55	09260-10006	.BALL	1	
56	19120-87L10	.LEVER, THROTTLE	1	
57	21131-88L00	.MARK, CLUTCH SHIFT	1	

FIG.570A

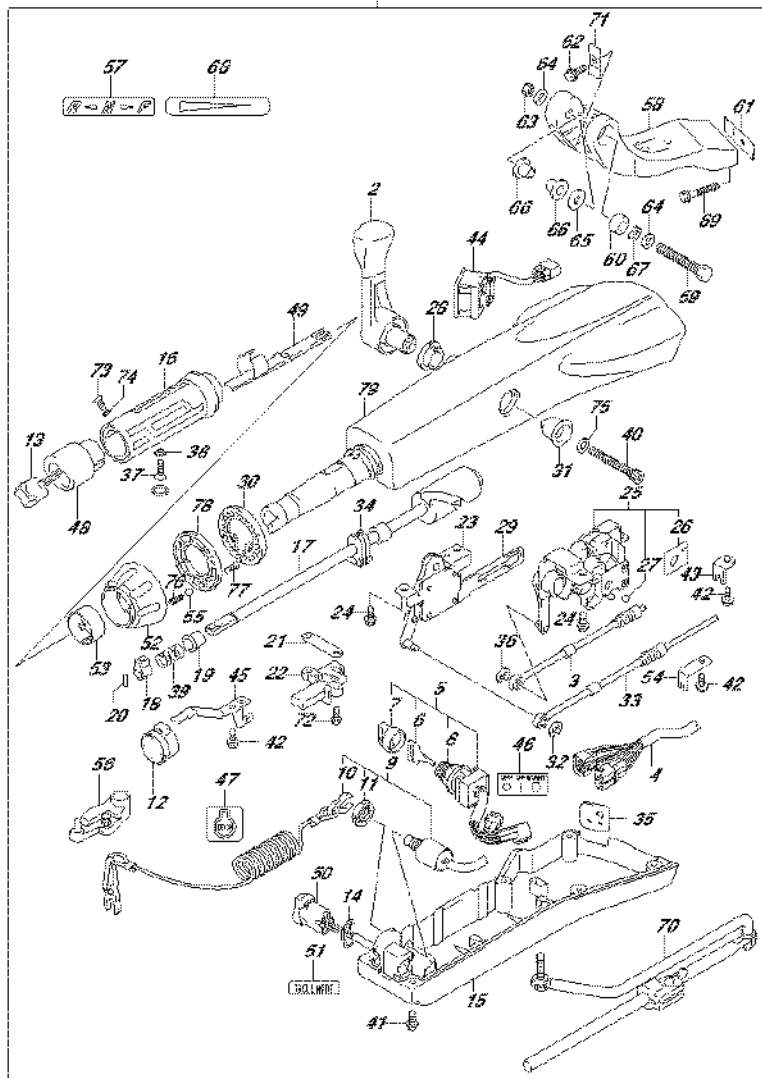


FIG.570A (3-D-12) OPT:TILLER HANDLE (DF70A E01)

REF NO.	PART NO.	DESCRIPTION	Q'TY	REMARKS
58	43761-88L01-OEP	.BRACKET, TILLER HANDLE (BLACK)	1	
59	43762-88L00	.BOLT TILLER HANDLE PIVOT	1	
60	43768-88L00	.SPACER, TILLER HANDLE	1	
61	43776-87L00	.SPACER, STRG BRKT	1	
62	09116-08137	.BOLT (8X22)	1	
63	09159-12014	.NUT	1	
64	09160-12066	.WASHER (12.5X22X2.5)	2	
65	09160-12124	.WASHER (12.5X32X1.5)	1	
66	63115-88L00	.BUSH, TILLER HANDLE	2	
67	09164-13010	.WASHER	1	
68	63215-93110	.MARK, HANDLE GRIP	1	
69	09116-10150	.BOLT (10X55)	2	
70	43770-99E03	.ADJUSTER ASSY, STEERING	1	
71	63132-88L00	.STOPPER, TILLER HANDLE	1	
72	63251-88L90	.BOLT	2	
73	37855-88L90	.SCREW, THROTTLE GRIP	1	
74	37854-88L90	.WASHER, THROTTLE GRIP	1	
75	63258-88L00	.WASHER	1	
76	09440-06037	.SPRING	1	
77	03522-05169	.SCREW	3	
78	63247-99J00	.PLATE, THROTTLE ADJ KNOB	1	
79	63111-88L00-OEP	.HOUSING, TILLER HANDLE (BLACK)	1	



FIG.570B

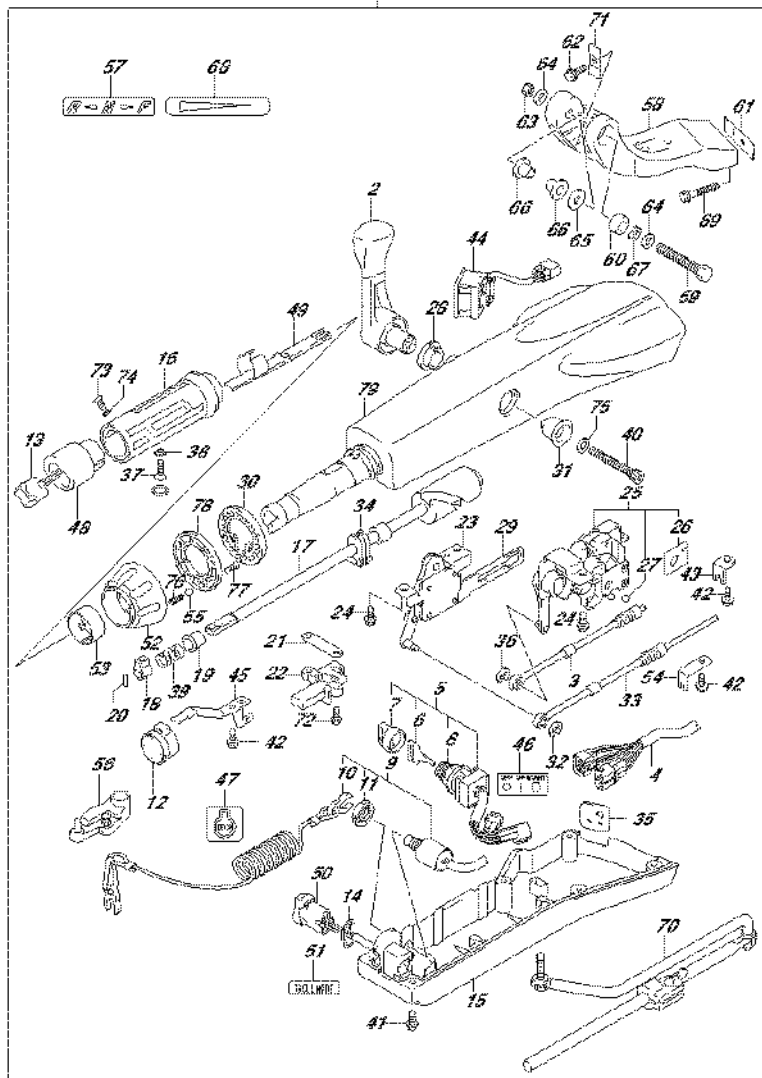


FIG.570B (3-D-13) OPT:TILLER HANDLE (DF70A E40)

REF NO.	PART NO.	DESCRIPTION	Q'TY	REMARKS
1	63002-87L12-0EP	KIT TILLER HANDLE (BLACK)	1	
2	21110-88L00	.LEVER, SHIFT	1	
3	23230-90J10	.CABLE, SHIFT	1	
4	36620-87L00	.WIRE ASSY, HARNESS	1	
5	37110-87L01	.SWITCH ASSY, IGNITION	1	
6-1	37141-99E00	..KEY (931)	1	
6-2	37141-99E10	..KEY (932)	1	
6-3	37141-99E20	..KEY (933)	1	
6-4	37141-99E30	..KEY (934)	1	
6-5	37141-99E40	..KEY (935)	1	
6-6	37141-99E50	..KEY (936)	1	
6-7	37141-99E60	..KEY (937)	1	
6-8	37141-99E70	..KEY (938)	1	
6-9	37141-99E80	..KEY (939)	1	
6-10	37141-99E90	..KEY (940)	1	
6-11	37141-99EA0	..KEY (941)	1	
6-12	37141-99EB0	..KEY (942)	1	
7	37143-99E00	..CAP, KEY	1	
8	37149-93J00	..CAP, CYLINDER BODY	1	
9	37820-87L01	.SWITCH ASSY, EMERGENCY	1	
10	37823-92E01	..PLATE, LOCK	1	
11	37826-92J00	..NUT	1	
12	38500-93J90	.BUZZER	1	
13	37850-87L00	.SWITCH ASSY, PTT	1	
14	37852-87J00	.PLATE, TRIM SWITCH	1	
15	63121-88L00	.COVER, UNDER	1	
16	63210-88L00	.GRIP, HANDLE	1	
17	63221-88L00	.SHAFT, THROTTLE	1	
18	63223-92D00	.STOPPER, HANDLE ROD	1	
19	63225-88L00	.BUSH, HANDLE ROD	1	
20	63227-93200	.PIN, HANDLE ROD	1	
21	63235-88L00	.PLATE, THROTTLE SHAFT	1	
22	63246-88L00	.STOPPER THROTTLE ADJ	1	
23	63250-88L00	.ARM ASSY, THROTTLE	1	

FIG.570B

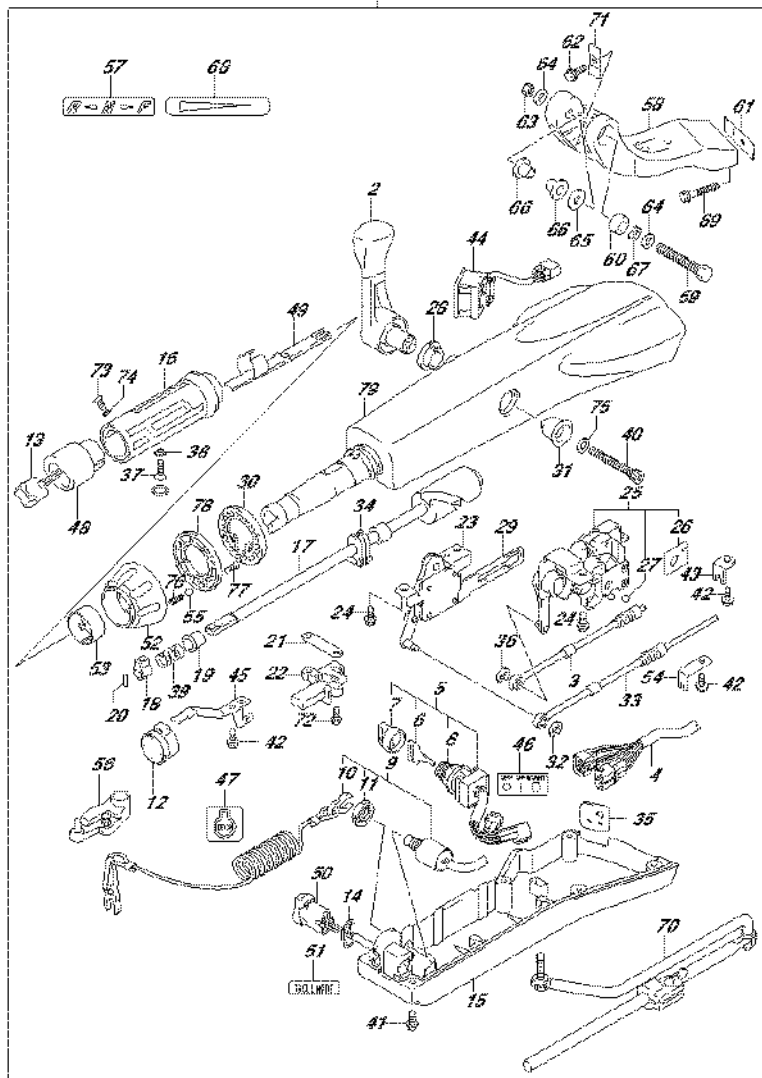


FIG.570B (3-D-14) OPT:TILLER HANDLE (DF70A E40)

REF NO.	PART NO.	DESCRIPTION	Q'TY	REMARKS
24	63251-87J00	.BOLT, SHIFT GEAR ASSY	4	
25	63260-88L00	.GEAR ASSY, SHIFT	1	
26	63272-87J00	.PLATE, BALL GUIDE	1	
27	63273-87J00	.BALL	1	
28	63262-87J00	.BUSH, SHIFT LEVER	1	
29	63271-87J00	.PLATE, LOCK	1	
30	63248-99J00	.PLATE, THROTTLE ADJ NOTCH	1	
31	63261-87J00	.BUSH, SHIFT GEAR	1	
32	63274-87J00	E RING	1	
33	63610-87J00	.CABLE, THROTTLE	1	
34	37853-88L90	.GROMMET, PTT SWITCH LEAD	1	
35	63626-88L00	.GROMMET, WIRE HARNESS	1	
36	67292-87J00	E RING	2	
37	09126-06015	.SCREW (6X23)	1	
38	09163-06001	.LOCK WASHER	1	
39	09440-12027	.SPRING	1	
40	21112-88L00	.BOLT SHIFT LEVER	1	
41	09125-05047	.SCREW (5X14)	1	
42	63611-88L00	.BOLT CLAMP BRACKET	3	
43	63612-87J00	.BRACKET, CLAMP	1	
44	34200-87L00	.TACHOMETER ASSY, WITH MONITOR	1	
45	36617-88L90	.CLAMP PLATE, MAIN HARNESS	1	
46	37112-88L90	.LABEL, IGNITION SWITCH	1	
47	37835-95D00	.LABEL, STOP	1	
48	37851-88L90	.BASE, PTT SWITCH	1	
49	37852-88L90	.HARNESS, GUIDE	1	
50	37861-87L10	.SWITCH, TROLLING CONTROL	1	
51	37864-88L90	.LABEL, TROLL MODE	1	
52	63244-99J00	.KNOB, THROTTLE ADJ	1	
53	63245-99J00	.BUSH, THROTTLE ADJ	1	
54	63612-88L10	.BRACKET, CLAMP SHIFT	1	
55	09260-10006	.BALL	1	
56	19120-87L10	.LEVER, THROTTLE	1	
57	21131-88L00	.MARK, CLUTCH SHIFT	1	

FIG.570B

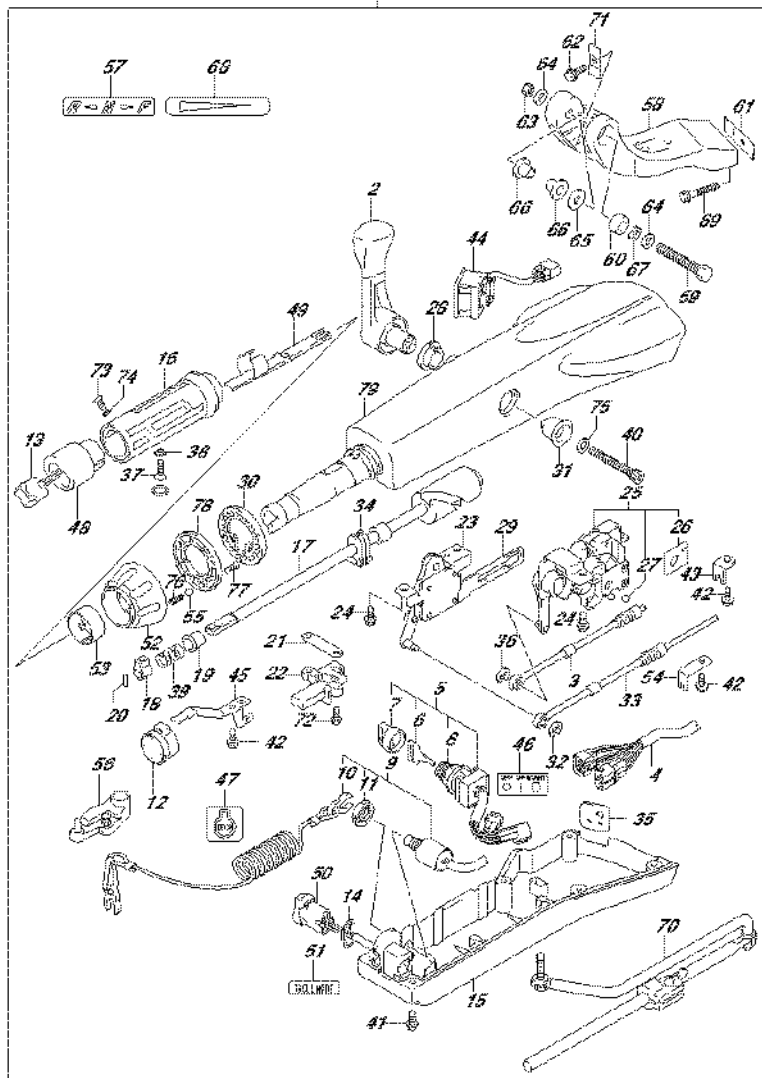


FIG.570B (3-D-15) OPT:TILLER HANDLE (DF70A E40)

REF NO.	PART NO.	DESCRIPTION	Q'TY	REMARKS
58	43761-88L01-OEP	.BRACKET, TILLER HANDLE (BLACK)	1	
59	43762-88L00	.BOLT TILLER HANDLE PIVOT	1	
60	43768-88L00	.SPACER, TILLER HANDLE	1	
61	43776-87L00	.SPACER, STRG BRKT	1	
62	09116-08137	.BOLT (8X22)	1	
63	09159-12014	.NUT	1	
64	09160-12066	.WASHER (12.5X22X2.5)	2	
65	09160-12124	.WASHER (12.5X32X1.5)	1	
66	63115-88L00	.BUSH, TILLER HANDLE	2	
67	09164-13010	.WASHER	1	
68	63215-93110	.MARK, HANDLE GRIP	1	
69	09116-10150	.BOLT (10X55)	2	
70	43770-99E03	.ADJUSTER ASSY, STEERING	1	
71	63132-88L00	.STOPPER, TILLER HANDLE	1	
72	63251-88L90	.BOLT	2	
73	37855-88L90	.SCREW, THROTTLE GRIP	1	
74	37854-88L90	.WASHER, THROTTLE GRIP	1	
75	63258-88L00	.WASHER	1	
76	09440-06037	.SPRING	1	
77	03522-05169	.SCREW	3	
78	63247-99J00	.PLATE, THROTTLE ADJ KNOB	1	
79	63111-88L00-OEP	.HOUSING, TILLER HANDLE (BLACK)	1	

FIG.570C

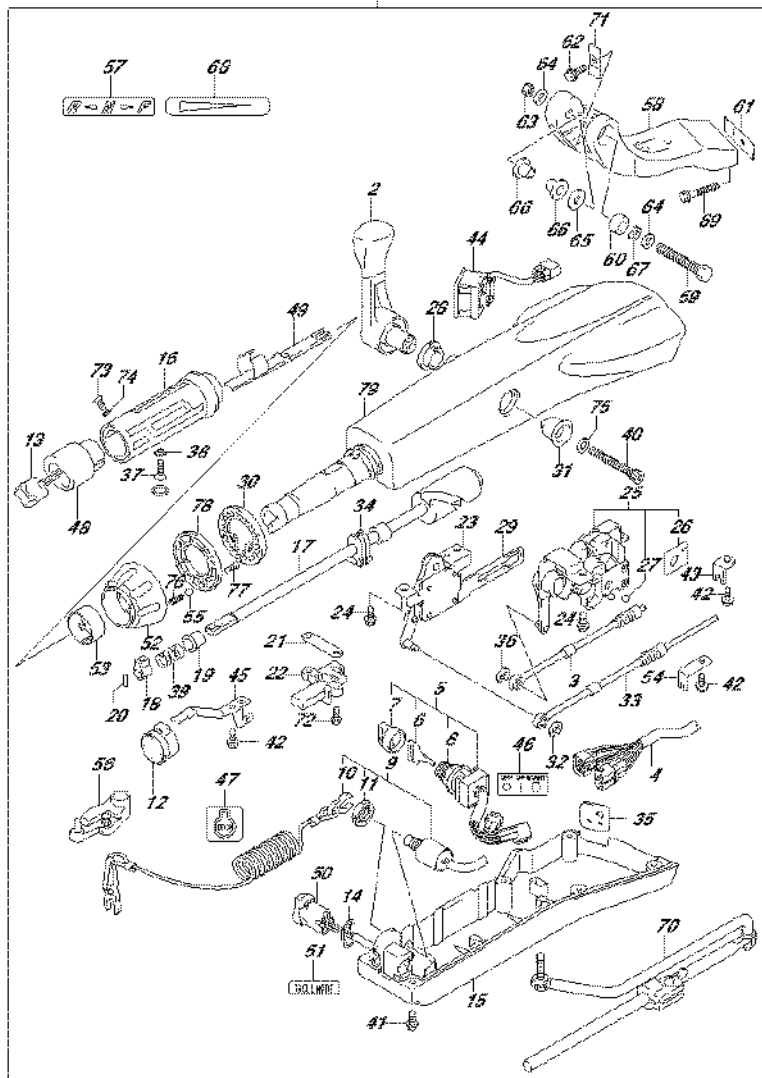


FIG.570C (3-E-2) OPT:TILLER HANDLE (DF80A E01)

REF NO.	PART NO.	DESCRIPTION	Q'TY	REMARKS
1	63002-87L12-0EP	KIT TILLER HANDLE (BLACK)	1	
2	21110-88L00	..LEVER, SHIFT	1	
3	23230-90J10	..CABLE, SHIFT	1	
4	36620-87L00	..WIRE ASSY, HARNESS	1	
5	37110-87L01	..SWITCH ASSY, IGNITION	1	
6-1	37141-99E00	..KEY (931)	1	
6-2	37141-99E10	..KEY (932)	1	
6-3	37141-99E20	..KEY (933)	1	
6-4	37141-99E30	..KEY (934)	1	
6-5	37141-99E40	..KEY (935)	1	
6-6	37141-99E50	..KEY (936)	1	
6-7	37141-99E60	..KEY (937)	1	
6-8	37141-99E70	..KEY (938)	1	
6-9	37141-99E80	..KEY (939)	1	
6-10	37141-99E90	..KEY (940)	1	
6-11	37141-99EA0	..KEY (941)	1	
6-12	37141-99EB0	..KEY (942)	1	
7	37143-99E00	..CAP, KEY	1	
8	37149-93J00	..CAP, CYLINDER BODY	1	
9	37820-87L01	..SWITCH ASSY, EMERGENCY	1	
10	37823-92E01	..PLATE, LOCK	1	
11	37826-92J00	..NUT	1	
12	38500-93J90	..BUZZER	1	
13	37850-87L00	..SWITCH ASSY, PTT	1	
14	37852-87J00	..PLATE, TRIM SWITCH	1	
15	63121-88L00	..COVER, UNDER	1	
16	63210-88L00	..GRIP, HANDLE	1	
17	63221-88L00	..SHAFT, THROTTLE	1	
18	63223-92D00	..STOPPER, HANDLE ROD	1	
19	63225-88L00	..BUSH, HANDLE ROD	1	
20	63227-93200	..PIN, HANDLE ROD	1	
21	63235-88L00	..PLATE, THROTTLE SHAFT	1	
22	63246-88L00	..STOPPER THROTTLE ADJ	1	
23	63250-88L00	..ARM ASSY, THROTTLE	1	

FIG.570C

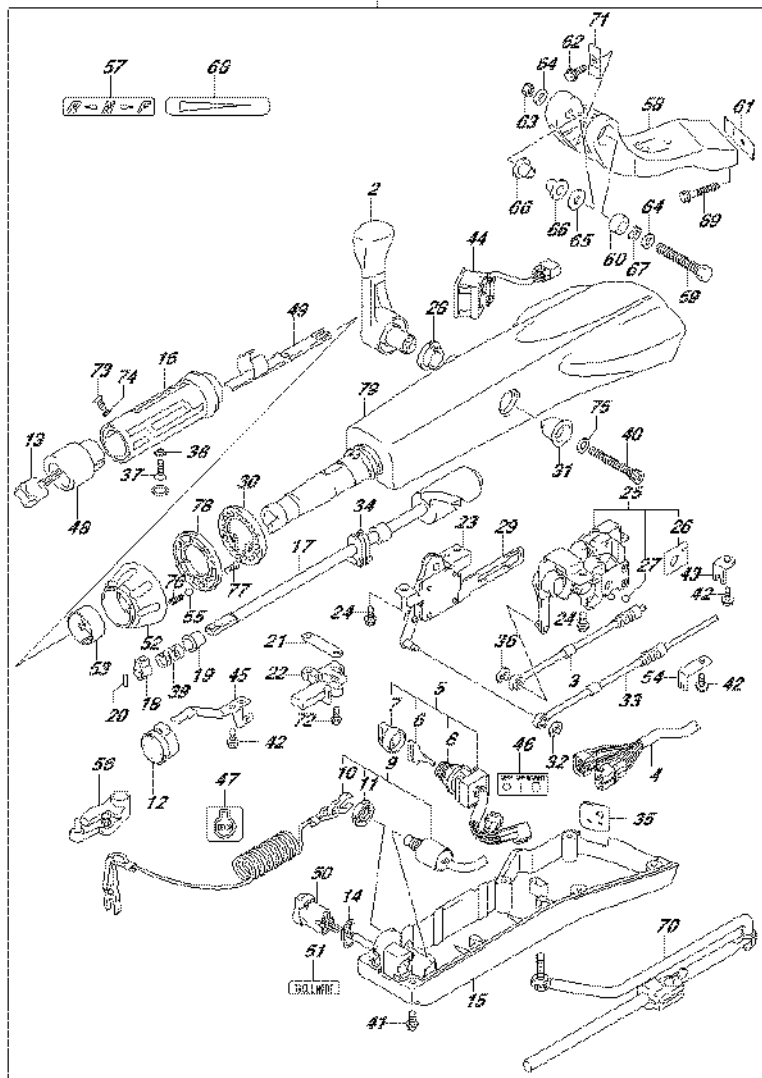


FIG.570C (3-E-3) OPT:TILLER HANDLE (DF80A E01)

REF NO.	PART NO.	DESCRIPTION	Q'TY	REMARKS
24	63251-87J00	.BOLT, SHIFT GEAR ASSY	4	
25	63260-88L00	.GEAR ASSY, SHIFT	1	
26	63272-87J00	.PLATE, BALL GUIDE	1	
27	63273-87J00	.BALL	1	
28	63262-87J00	.BUSH, SHIFT LEVER	1	
29	63271-87J00	.PLATE, LOCK	1	
30	63248-99J00	.PLATE, THROTTLE ADJ NOTCH	1	
31	63261-87J00	.BUSH, SHIFT GEAR	1	
32	63274-87J00	E RING	1	
33	63610-87J00	.CABLE, THROTTLE	1	
34	37853-88L90	.GROMMET, PTT SWITCH LEAD	1	
35	63626-88L00	.GROMMET, WIRE HARNESS	1	
36	67292-87J00	E RING	2	
37	09126-06015	.SCREW (6X23)	1	
38	09163-06001	.LOCK WASHER	1	
39	09440-12027	.SPRING	1	
40	21112-88L00	.BOLT SHIFT LEVER	1	
41	09125-05047	.SCREW (5X14)	1	
42	63611-88L00	.BOLT CLAMP BRACKET	3	
43	63612-87J00	.BRACKET, CLAMP	1	
44	34200-87L00	.TACHOMETER ASSY, WITH MONITOR	1	
45	36617-88L90	.CLAMP PLATE, MAIN HARNESS	1	
46	37112-88L90	.LABEL, IGNITION SWITCH	1	
47	37835-95D00	.LABEL, STOP	1	
48	37851-88L90	.BASE, PTT SWITCH	1	
49	37852-88L90	.HARNESS, GUIDE	1	
50	37861-87L10	.SWITCH, TROLLING CONTROL	1	
51	37864-88L90	.LABEL, TROLL MODE	1	
52	63244-99J00	.KNOB, THROTTLE ADJ	1	
53	63245-99J00	.BUSH, THROTTLE ADJ	1	
54	63612-88L10	.BRACKET, CLAMP SHIFT	1	
55	09260-10006	.BALL	1	
56	19120-87L10	.LEVER, THROTTLE	1	
57	21131-88L00	.MARK, CLUTCH SHIFT	1	

FIG.570C

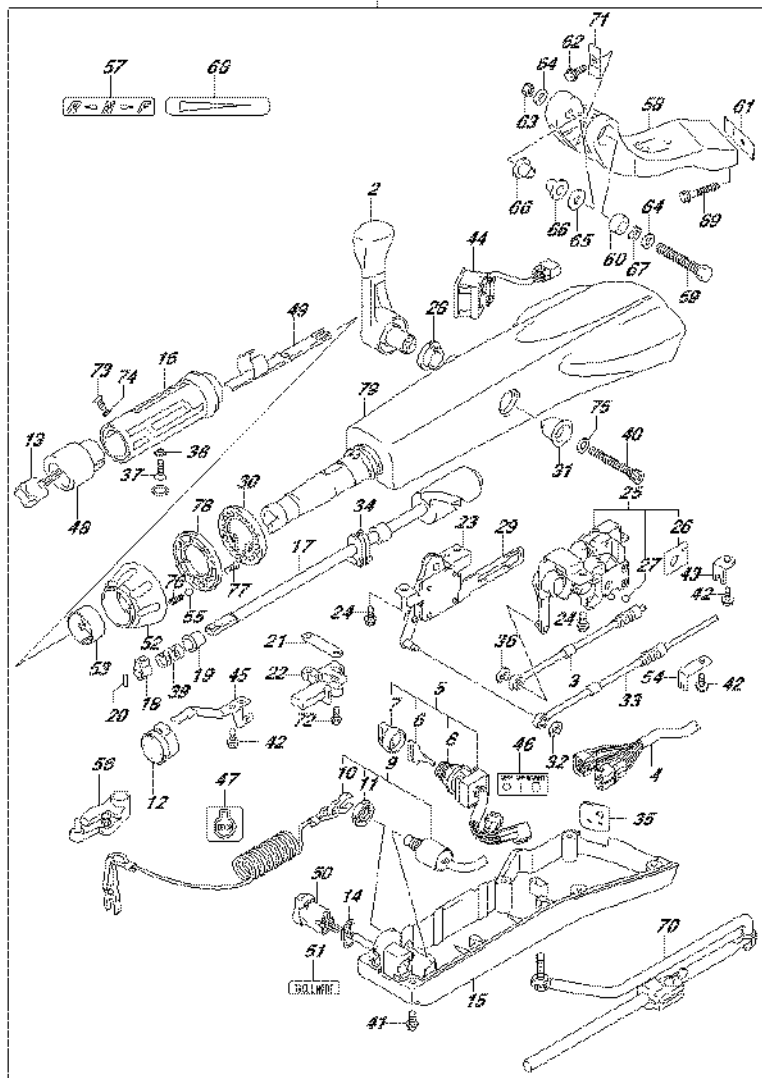


FIG.570C (3-E-4) OPT:TILLER HANDLE (DF80A E01)

REF NO.	PART NO.	DESCRIPTION	Q'TY	REMARKS
58	43761-88L01-OEP	.BRACKET, TILLER HANDLE (BLACK)	1	
59	43762-88L00	.BOLT TILLER HANDLE PIVOT	1	
60	43768-88L00	.SPACER, TILLER HANDLE	1	
61	43776-87L00	.SPACER, STRG BRKT	1	
62	09116-08137	.BOLT (8X22)	1	
63	09159-12014	.NUT	1	
64	09160-12066	.WASHER (12.5X22X2.5)	2	
65	09160-12124	.WASHER (12.5X32X1.5)	1	
66	63115-88L00	.BUSH, TILLER HANDLE	2	
67	09164-13010	.WASHER	1	
68	63215-93110	.MARK, HANDLE GRIP	1	
69	09116-10150	.BOLT (10X55)	2	
70	43770-99E03	.ADJUSTER ASSY, STEERING	1	
71	63132-88L00	.STOPPER, TILLER HANDLE	1	
72	63251-88L90	.BOLT	2	
73	37855-88L90	.SCREW, THROTTLE GRIP	1	
74	37854-88L90	.WASHER, THROTTLE GRIP	1	
75	63258-88L00	.WASHER	1	
76	09440-06037	.SPRING	1	
77	03522-05169	.SCREW	3	
78	63247-99J00	.PLATE, THROTTLE ADJ KNOB	1	
79	63111-88L00-OEP	.HOUSING, TILLER HANDLE (BLACK)	1	

FIG.570D

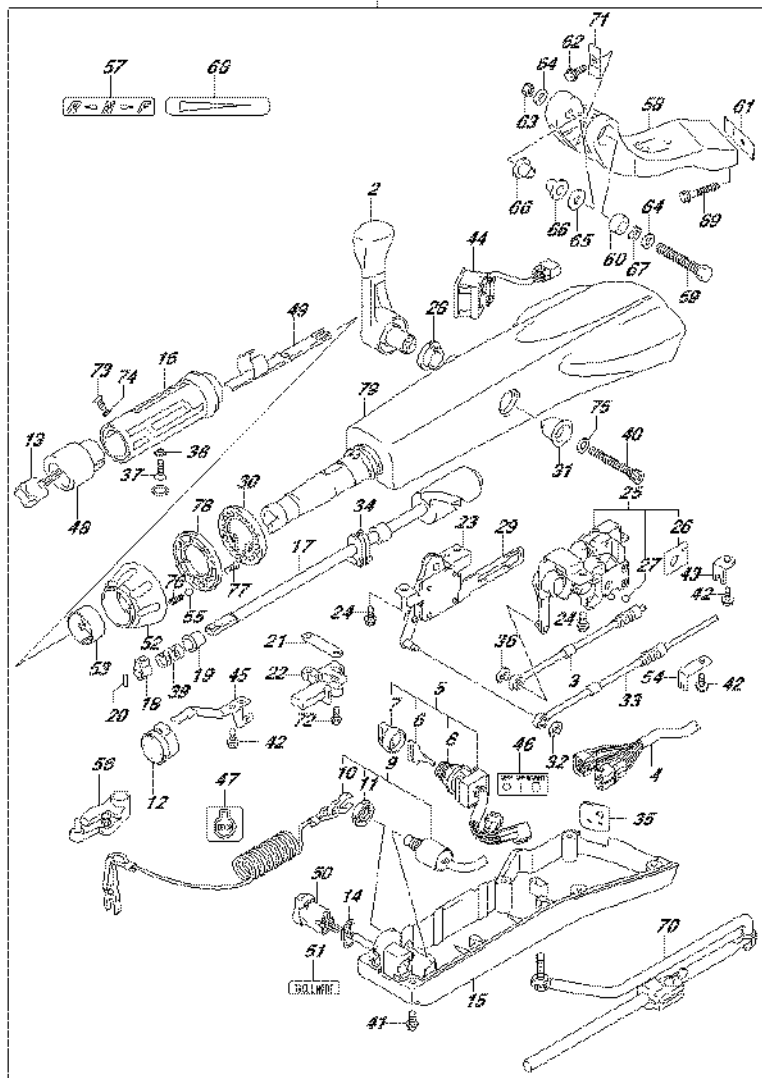


FIG.570D (3-E-5) OPT:TILLER HANDLE (DF80A E40)

REF NO.	PART NO.	DESCRIPTION	Q'TY	REMARKS
1	63002-87L12-0EP	KIT TILLER HANDLE (BLACK)	1	
2	21110-88L00	.LEVER, SHIFT	1	
3	23230-90J10	.CABLE, SHIFT	1	
4	36620-87L00	.WIRE ASSY, HARNESS	1	
5	37110-87L01	.SWITCH ASSY, IGNITION	1	
6-1	37141-99E00	..KEY (931)	1	
6-2	37141-99E10	..KEY (932)	1	
6-3	37141-99E20	..KEY (933)	1	
6-4	37141-99E30	..KEY (934)	1	
6-5	37141-99E40	..KEY (935)	1	
6-6	37141-99E50	..KEY (936)	1	
6-7	37141-99E60	..KEY (937)	1	
6-8	37141-99E70	..KEY (938)	1	
6-9	37141-99E80	..KEY (939)	1	
6-10	37141-99E90	..KEY (940)	1	
6-11	37141-99EA0	..KEY (941)	1	
6-12	37141-99EB0	..KEY (942)	1	
7	37143-99E00	..CAP, KEY	1	
8	37149-93J00	..CAP, CYLINDER BODY	1	
9	37820-87L01	.SWITCH ASSY, EMERGENCY	1	
10	37823-92E01	..PLATE, LOCK	1	
11	37826-92J00	..NUT	1	
12	38500-93J90	.BUZZER	1	
13	37850-87L00	.SWITCH ASSY, PTT	1	
14	37852-87J00	.PLATE, TRIM SWITCH	1	
15	63121-88L00	.COVER, UNDER	1	
16	63210-88L00	.GRIP, HANDLE	1	
17	63221-88L00	.SHAFT, THROTTLE	1	
18	63223-92D00	.STOPPER, HANDLE ROD	1	
19	63225-88L00	.BUSH, HANDLE ROD	1	
20	63227-93200	.PIN, HANDLE ROD	1	
21	63235-88L00	.PLATE, THROTTLE SHAFT	1	
22	63246-88L00	.STOPPER THROTTLE ADJ	1	
23	63250-88L00	.ARM ASSY, THROTTLE	1	

FIG.570D

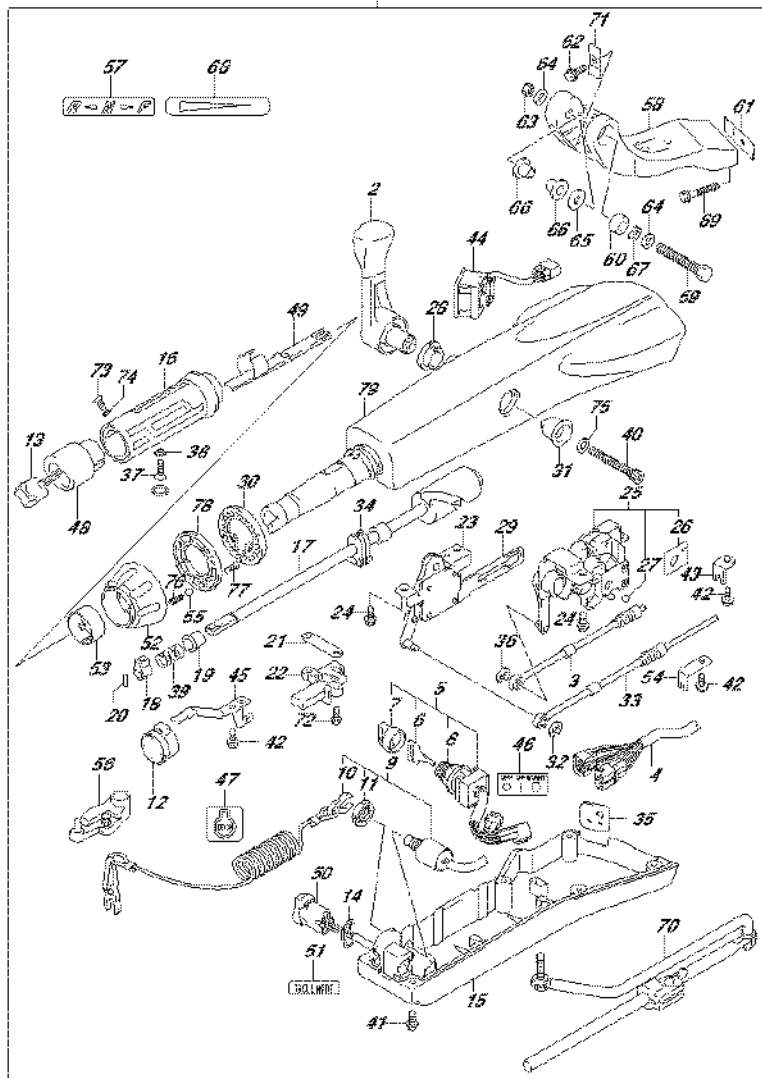


FIG.570D (3-E-6) OPT:TILLER HANDLE (DF80A E40)

REF NO.	PART NO.	DESCRIPTION	Q'TY	REMARKS
24	63251-87J00	.BOLT, SHIFT GEAR ASSY	4	
25	63260-88L00	.GEAR ASSY, SHIFT	1	
26	63272-87J00	..PLATE, BALL GUIDE	1	
27	63273-87J00	..BALL	1	
28	63262-87J00	.BUSH, SHIFT LEVER	1	
29	63271-87J00	.PLATE, LOCK	1	
30	63248-99J00	.PLATE, THROTTLE ADJ NOTCH	1	
31	63261-87J00	.BUSH, SHIFT GEAR	1	
32	63274-87J00	E RING	1	
33	63610-87J00	.CABLE, THROTTLE	1	
34	37853-88L90	.GROMMET, PTT SWITCH LEAD	1	
35	63626-88L00	.GROMMET, WIRE HARNESS	1	
36	67292-87J00	E RING	2	
37	09126-06015	.SCREW (6X23)	1	
38	09163-06001	.LOCK WASHER	1	
39	09440-12027	.SPRING	1	
40	21112-88L00	.BOLT SHIFT LEVER	1	
41	09125-05047	.SCREW (5X14)	6	
42	63611-88L00	.BOLT CLAMP BRACKET	3	
43	63612-87J00	.BRACKET, CLAMP	1	
44	34200-87L00	.TACHOMETER ASSY, WITH MONITOR	1	
45	36617-88L90	.CLAMP PLATE, MAIN HARNESS	1	
46	37112-88L90	.LABEL, IGNITION SWITCH	1	
47	37835-95D00	.LABEL, STOP	1	
48	37851-88L90	.BASE, PTT SWITCH	1	
49	37852-88L90	.HARNESS, GUIDE	1	
50	37861-87L10	.SWITCH, TROLLING CONTROL	1	
51	37864-88L90	.LABEL, TROLL MODE	1	
52	63244-99J00	.KNOB, THROTTLE ADJ	1	
53	63245-99J00	.BUSH, THROTTLE ADJ	1	
54	63612-88L10	.BRACKET, CLAMP SHIFT	1	
55	09260-10006	.BALL	1	
56	19120-87L10	.LEVER, THROTTLE	1	
57	21131-88L00	.MARK, CLUTCH SHIFT	1	



FIG.570D

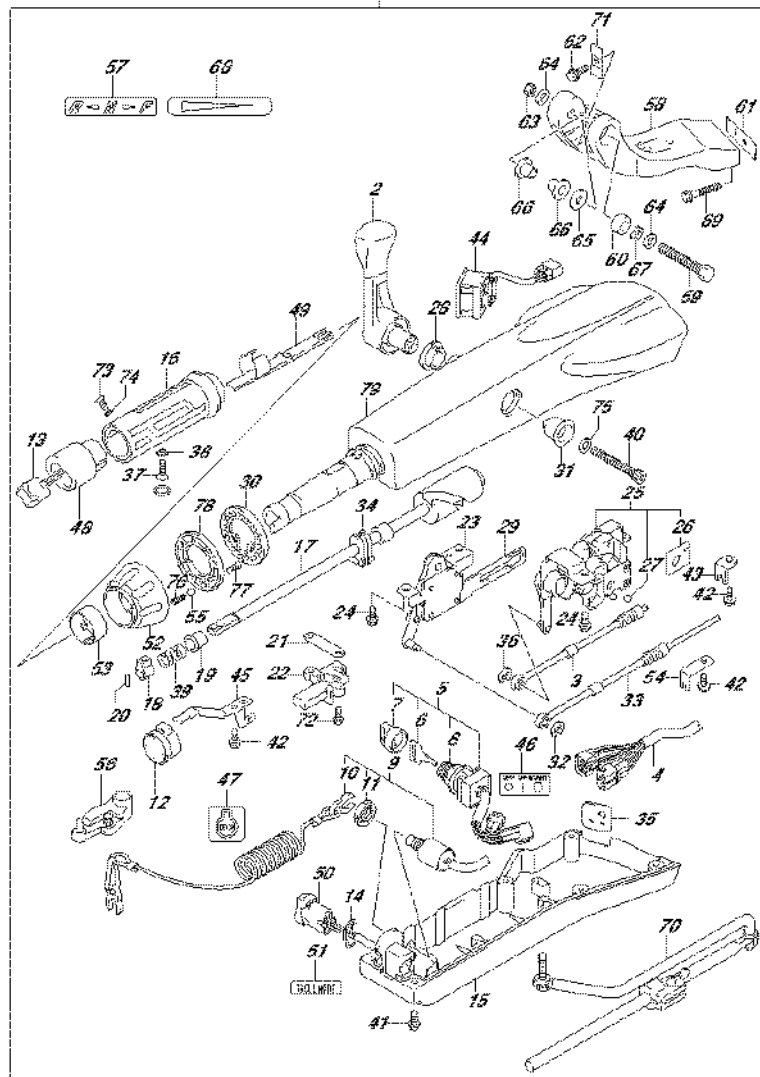


FIG.570D (3-E-7) OPT:TILLER HANDLE (DF80A E40)

REF NO.	PART NO.	DESCRIPTION	Q'TY	REMARKS
58	43761-88L01-OEP	.BRACKET, TILLER HANDLE (BLACK)	1	
59	43762-88L00	.BOLT TILLER HANDLE PIVOT	1	
60	43768-88L00	.SPACER, TILLER HANDLE	1	
61	43776-87L00	.SPACER, STRG BRKT	1	
62	09116-08137	.BOLT (8X22)	1	
63	09159-12014	.NUT	1	
64	09160-12066	.WASHER (12.5X22X2.5)	2	
65	09160-12124	.WASHER (12.5X32X1.5)	1	
66	63115-88L00	.BUSH, TILLER HANDLE	2	
67	09164-13010	.WASHER	1	
68	63215-93110	.MARK, HANDLE GRIP	1	
69	09116-10150	.BOLT (10X55)	2	
70	43770-99E03	.ADJUSTER ASSY, STEERING	1	
71	63132-88L00	.STOPPER, TILLER HANDLE	1	
72	63251-88L90	.BOLT	2	
73	37855-88L90	.SCREW, THROTTLE GRIP	1	
74	37854-88L90	.WASHER, THROTTLE GRIP	1	
75	63258-88L00	.WASHER	1	
76	09440-06037	.SPRING	1	
77	03522-05169	.SCREW	3	
78	63247-99J00	.PLATE, THROTTLE ADJ KNOB	1	
79	63111-88L00-OEP	.HOUSING, TILLER HANDLE (BLACK)	1	

FIG.570E

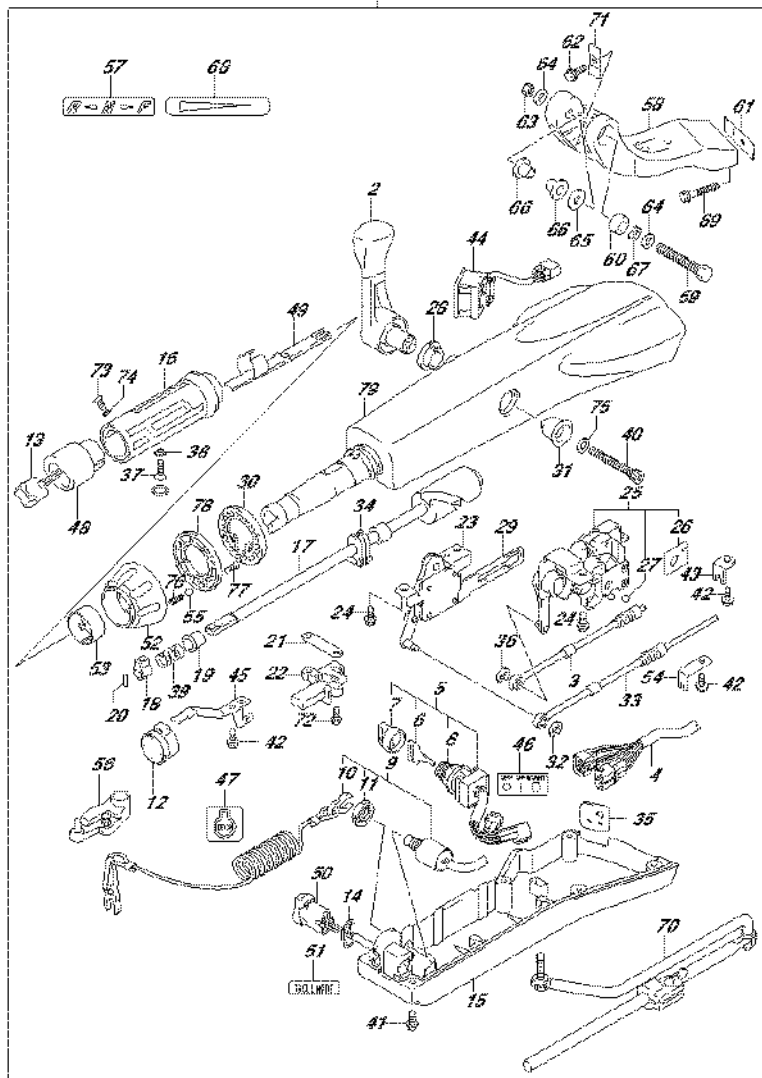


FIG.570E (3-E-8) OPT:TILLER HANDLE (DF90A E01)

REF NO.	PART NO.	DESCRIPTION	Q'TY	REMARKS
1	63002-87L12-OEP	KIT TILLER HANDLE (BLACK)	1	
2	21110-88L00	..LEVER, SHIFT	1	
3	23230-90J10	..CABLE, SHIFT	1	
4	36620-87L00	..WIRE ASSY, HARNESS	1	
5	37110-87L01	..SWITCH ASSY, IGNITION	1	
6-1	37141-99E00	..KEY (931)	1	
6-2	37141-99E10	..KEY (932)	1	
6-3	37141-99E20	..KEY (933)	1	
6-4	37141-99E30	..KEY (934)	1	
6-5	37141-99E40	..KEY (935)	1	
6-6	37141-99E50	..KEY (936)	1	
6-7	37141-99E60	..KEY (937)	1	
6-8	37141-99E70	..KEY (938)	1	
6-9	37141-99E80	..KEY (939)	1	
6-10	37141-99E90	..KEY (940)	1	
6-11	37141-99EA0	..KEY (941)	1	
6-12	37141-99EB0	..KEY (942)	1	
7	37143-99E00	..CAP, KEY	1	
8	37149-93J00	..CAP, CYLINDER BODY	1	
9	37820-87L01	..SWITCH ASSY, EMERGENCY	1	
10	37823-92E01	..PLATE, LOCK	1	
11	37826-92J00	..NUT	1	
12	38500-93J90	..BUZZER	1	
13	37850-87L00	..SWITCH ASSY, PTT	1	
14	37852-87J00	..PLATE, TRIM SWITCH	1	
15	63121-88L00	..COVER, UNDER	1	
16	63210-88L00	..GRIP, HANDLE	1	
17	63221-88L00	..SHAFT, THROTTLE	1	
18	63223-92D00	..STOPPER, HANDLE ROD	1	
19	63225-88L00	..BUSH, HANDLE ROD	1	
20	63227-93200	..PIN, HANDLE ROD	1	
21	63235-88L00	..PLATE, THROTTLE SHAFT	1	
22	63246-88L00	..STOPPER THROTTLE ADJ	1	
23	63250-88L00	..ARM ASSY, THROTTLE	1	

FIG.570E

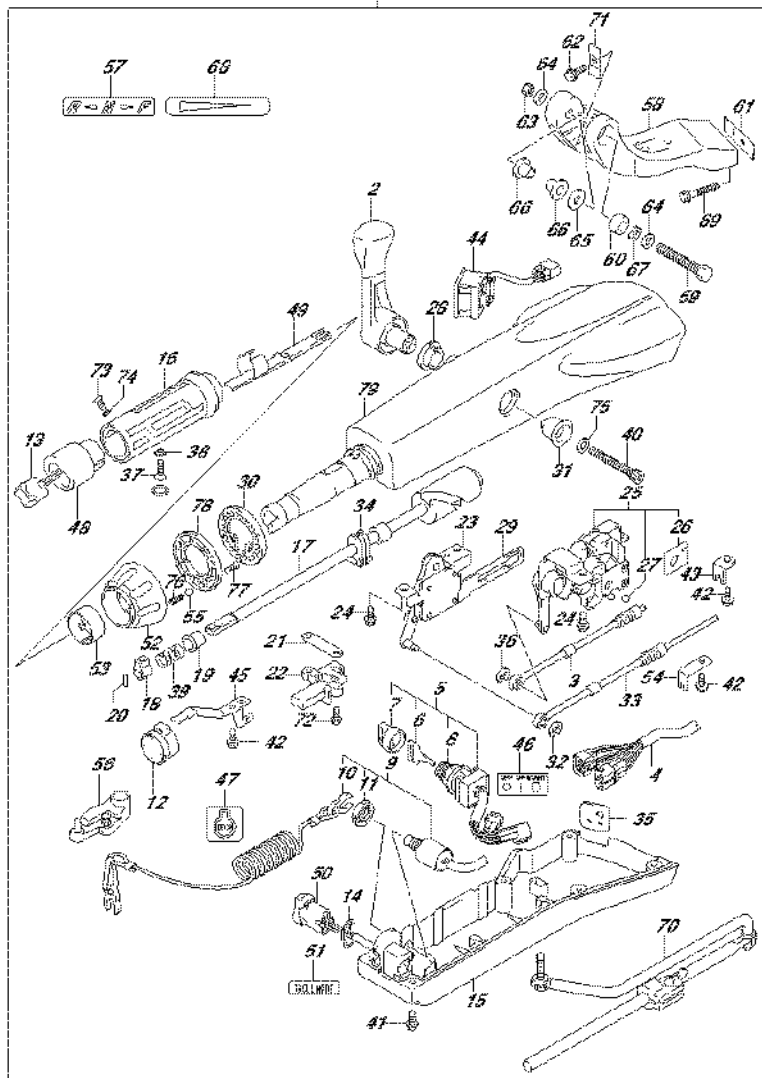


FIG.570E (3-E-9) OPT:TILLER HANDLE (DF90A E01)

REF NO.	PART NO.	DESCRIPTION	Q'TY	REMARKS
24	63251-87J00	.BOLT, SHIFT GEAR ASSY	4	
25	63260-88L00	.GEAR ASSY, SHIFT	1	
26	63272-87J00	..PLATE, BALL GUIDE	1	
27	63273-87J00	..BALL	1	
28	63262-87J00	.BUSH, SHIFT LEVER	1	
29	63271-87J00	.PLATE, LOCK	1	
30	63248-99J00	.PLATE, THROTTLE ADJ NOTCH	1	
31	63261-87J00	.BUSH, SHIFT GEAR	1	
32	63274-87J00	E RING	1	
33	63610-87J00	.CABLE, THROTTLE	1	
34	37853-88L90	.GROMMET, PTT SWITCH LEAD	1	
35	63626-88L00	.GROMMET, WIRE HARNESS	1	
36	67292-87J00	E RING	2	
37	09126-06015	.SCREW (6X23)	1	
38	09163-06001	.LOCK WASHER	1	
39	09440-12027	.SPRING	1	
40	21112-88L00	.BOLT SHIFT LEVER	1	
41	09125-05047	.SCREW (5X14)	1	
42	63611-88L00	.BOLT CLAMP BRACKET	3	
43	63612-87J00	.BRACKET, CLAMP	1	
44	34200-87L00	.TACHOMETER ASSY, WITH MONITOR	1	
45	36617-88L90	.CLAMP PLATE, MAIN HARNESS	1	
46	37112-88L90	.LABEL, IGNITION SWITCH	1	
47	37835-95D00	.LABEL, STOP	1	
48	37851-88L90	.BASE, PTT SWITCH	1	
49	37852-88L90	.HARNESS, GUIDE	1	
50	37861-87L10	.SWITCH, TROLLING CONTROL	1	
51	37864-88L90	.LABEL, TROLL MODE	1	
52	63244-99J00	.KNOB, THROTTLE ADJ	1	
53	63245-99J00	.BUSH, THROTTLE ADJ	1	
54	63612-88L10	.BRACKET, CLAMP SHIFT	1	
55	09260-10006	.BALL	1	
56	19120-87L10	.LEVER, THROTTLE	1	
57	21131-88L00	.MARK, CLUTCH SHIFT	1	

FIG.570E

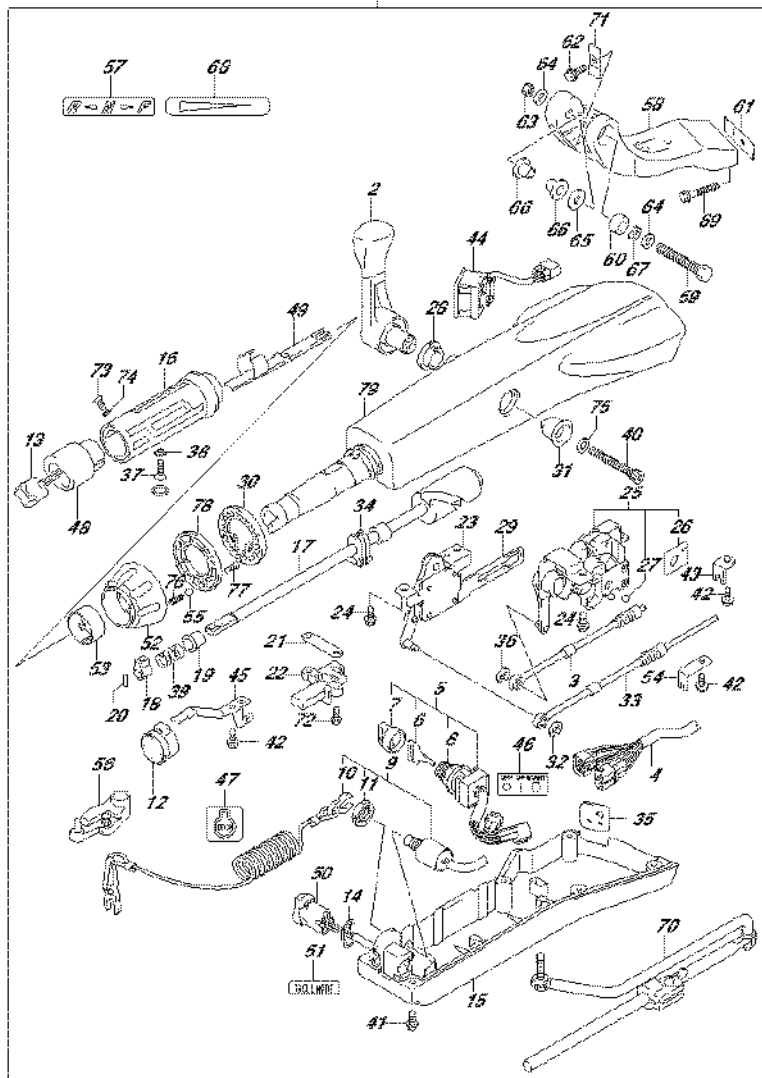


FIG.570E (3-E-10) OPT:TILLER HANDLE (DF90A E01)

REF NO.	PART NO.	DESCRIPTION	Q'TY	REMARKS
58	43761-88L01-OEP	.BRACKET, TILLER HANDLE (BLACK)	1	
59	43762-88L00	.BOLT TILLER HANDLE PIVOT	1	
60	43768-88L00	.SPACER, TILLER HANDLE	1	
61	43776-87L00	.SPACER, STRG BRKT	1	
62	09116-08137	.BOLT (8X22)	1	
63	09159-12014	.NUT	1	
64	09160-12066	.WASHER (12.5X22X2.5)	2	
65	09160-12124	.WASHER (12.5X32X1.5)	1	
66	63115-88L00	.BUSH, TILLER HANDLE	2	
67	09164-13010	.WASHER	1	
68	63215-93110	.MARK, HANDLE GRIP	1	
69	09116-10150	.BOLT (10X55)	2	
70	43770-99E03	.ADJUSTER ASSY, STEERING	1	
71	63132-88L00	.STOPPER, TILLER HANDLE	1	
72	63251-88L90	.BOLT	2	
73	37855-88L90	.SCREW, THROTTLE GRIP	1	
74	37854-88L90	.WASHER, THROTTLE GRIP	1	
75	63258-88L00	.WASHER	1	
76	09440-06037	.SPRING	1	
77	03522-05169	.SCREW	3	
78	63247-99J00	.PLATE, THROTTLE ADJ KNOB	1	
79	63111-88L00-OEP	.HOUSING, TILLER HANDLE (BLACK)	1	

FIG.570F

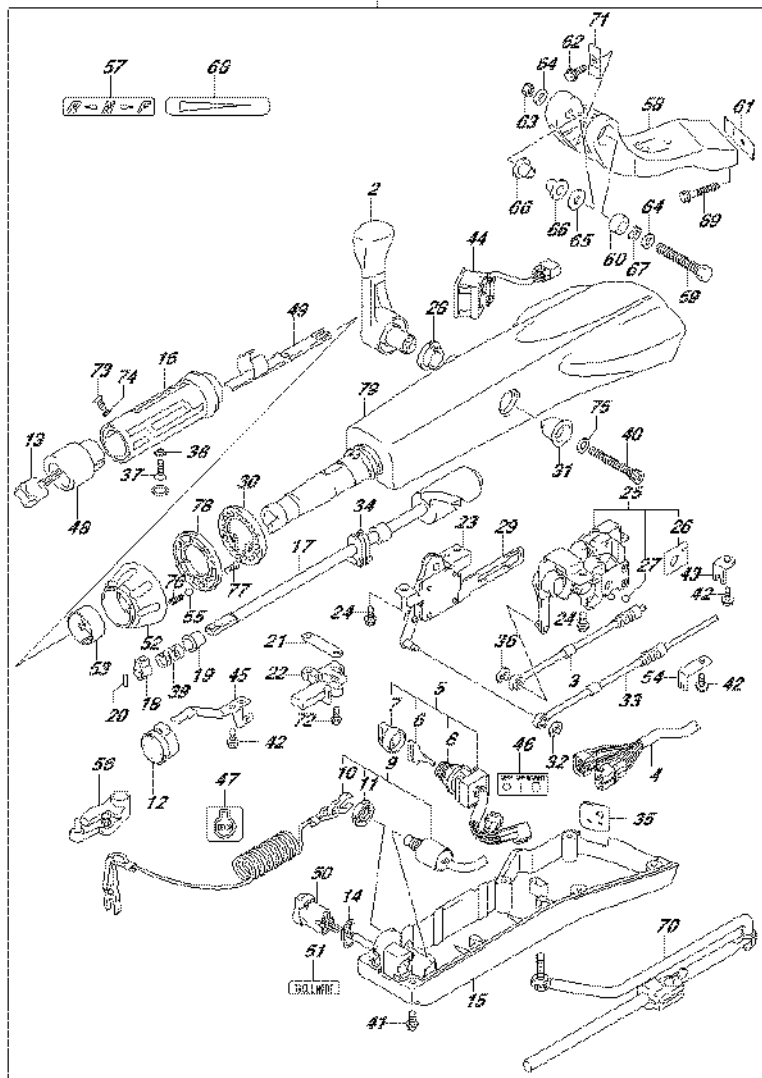


FIG.570F (3-E-11) OPT:TILLER HANDLE (DF90A E40)

REF NO.	PART NO.	DESCRIPTION	Q'TY	REMARKS
1	63002-87L12-0EP	KIT TILLER HANDLE (BLACK)	1	
2	21110-88L00	..LEVER, SHIFT	1	
3	23230-90J10	..CABLE, SHIFT	1	
4	36620-87L00	..WIRE ASSY, HARNESS	1	
5	37110-87L01	..SWITCH ASSY, IGNITION	1	
6-1	37141-99E00	..KEY (931)	1	
6-2	37141-99E10	..KEY (932)	1	
6-3	37141-99E20	..KEY (933)	1	
6-4	37141-99E30	..KEY (934)	1	
6-5	37141-99E40	..KEY (935)	1	
6-6	37141-99E50	..KEY (936)	1	
6-7	37141-99E60	..KEY (937)	1	
6-8	37141-99E70	..KEY (938)	1	
6-9	37141-99E80	..KEY (939)	1	
6-10	37141-99E90	..KEY (940)	1	
6-11	37141-99EA0	..KEY (941)	1	
6-12	37141-99EB0	..KEY (942)	1	
7	37143-99E00	..CAP, KEY	1	
8	37149-93J00	..CAP, CYLINDER BODY	1	
9	37820-87L01	..SWITCH ASSY, EMERGENCY	1	
10	37823-92E01	..PLATE, LOCK	1	
11	37826-92J00	..NUT	1	
12	38500-93J90	..BUZZER	1	
13	37850-87L00	..SWITCH ASSY, PTT	1	
14	37852-87J00	..PLATE, TRIM SWITCH	1	
15	63121-88L00	..COVER, UNDER	1	
16	63210-88L00	..GRIP, HANDLE	1	
17	63221-88L00	..SHAFT, THROTTLE	1	
18	63223-92D00	..STOPPER, HANDLE ROD	1	
19	63225-88L00	..BUSH, HANDLE ROD	1	
20	63227-93200	..PIN, HANDLE ROD	1	
21	63235-88L00	..PLATE, THROTTLE SHAFT	1	
22	63246-88L00	..STOPPER THROTTLE ADJ	1	
23	63250-88L00	..ARM ASSY, THROTTLE	1	

FIG.570F

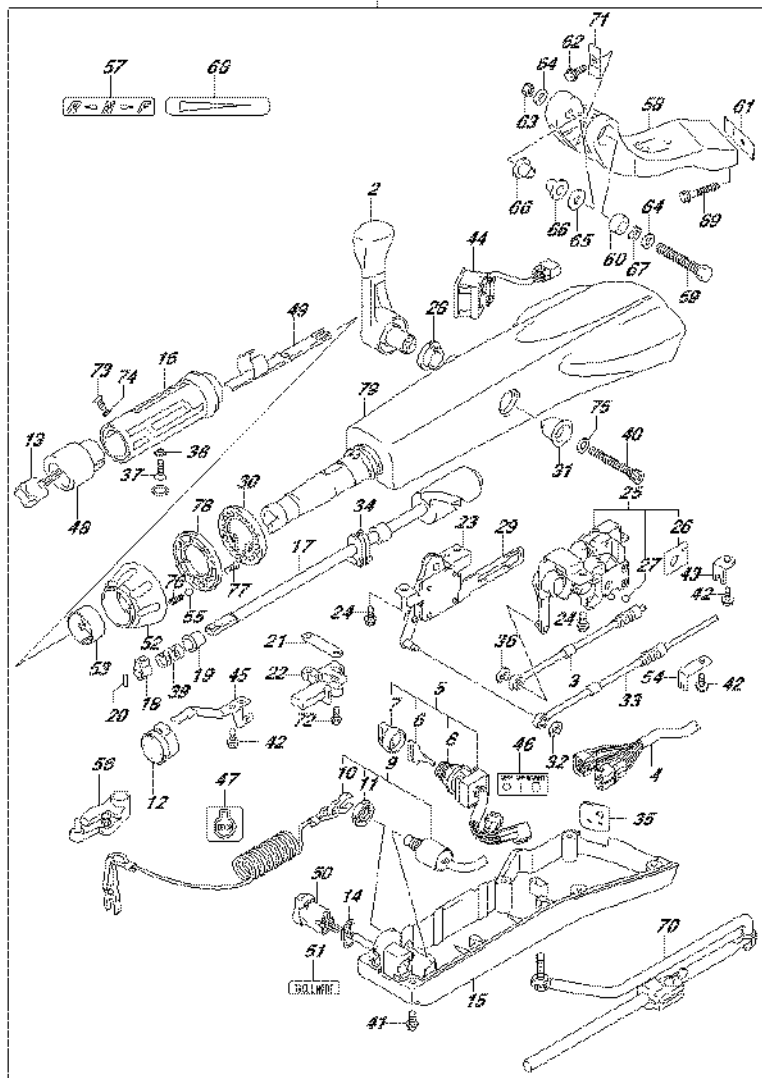


FIG.570F (3-E-12) OPT:TILLER HANDLE (DF90A E40)

REF NO.	PART NO.	DESCRIPTION	Q'TY	REMARKS
24	63251-87J00	.BOLT, SHIFT GEAR ASSY	4	
25	63260-88L00	.GEAR ASSY, SHIFT	1	
26	63272-87J00	..PLATE, BALL GUIDE	1	
27	63273-87J00	..BALL	1	
28	63262-87J00	.BUSH, SHIFT LEVER	1	
29	63271-87J00	.PLATE, LOCK	1	
30	63248-99J00	.PLATE, THROTTLE ADJ NOTCH	1	
31	63261-87J00	.BUSH, SHIFT GEAR	1	
32	63274-87J00	E RING	1	
33	63610-87J00	.CABLE, THROTTLE	1	
34	37853-88L90	.GROMMET, PTT SWITCH LEAD	1	
35	63626-88L00	.GROMMET, WIRE HARNESS	1	
36	67292-87J00	E RING	2	
37	09126-06015	.SCREW (6X23)	1	
38	09163-06001	.LOCK WASHER	1	
39	09440-12027	.SPRING	1	
40	21112-88L00	.BOLT SHIFT LEVER	1	
41	09125-05047	.SCREW (5X14)	6	
42	63611-88L00	.BOLT CLAMP BRACKET	3	
43	63612-87J00	.BRACKET, CLAMP	1	
44	34200-87L00	.TACHOMETER ASSY, WITH MONITOR	1	
45	36617-88L90	.CLAMP PLATE, MAIN HARNESS	1	
46	37112-88L90	.LABEL, IGNITION SWITCH	1	
47	37835-95D00	.LABEL, STOP	1	
48	37851-88L90	.BASE, PTT SWITCH	1	
49	37852-88L90	.HARNESS, GUIDE	1	
50	37861-87L10	.SWITCH, TROLLING CONTROL	1	
51	37864-88L90	.LABEL, TROLL MODE	1	
52	63244-99J00	.KNOB, THROTTLE ADJ	1	
53	63245-99J00	.BUSH, THROTTLE ADJ	1	
54	63612-88L10	.BRACKET, CLAMP SHIFT	1	
55	09260-10006	.BALL	1	
56	19120-87L10	.LEVER, THROTTLE	1	
57	21131-88L00	.MARK, CLUTCH SHIFT	1	

FIG.570F

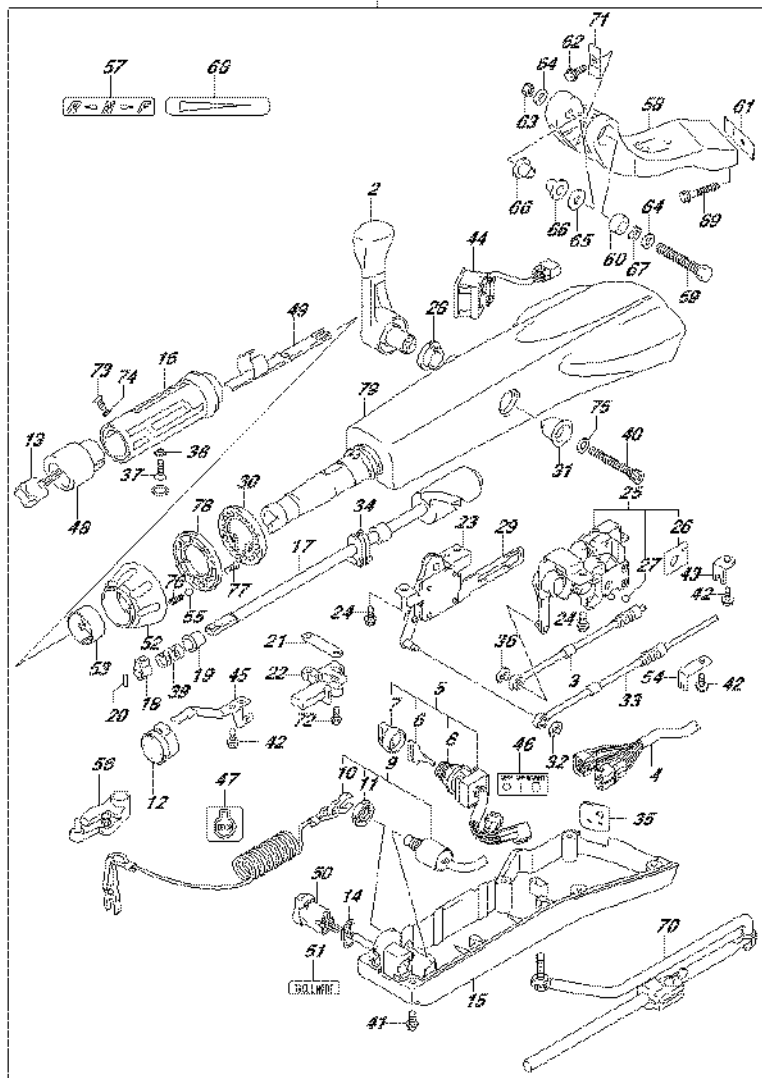


FIG.570F (3-E-13) OPT:TILLER HANDLE (DF90A E40)

REF NO.	PART NO.	DESCRIPTION	Q'TY	REMARKS
58	43761-88L01-OEP	.BRACKET, TILLER HANDLE (BLACK)	1	
59	43762-88L00	.BOLT TILLER HANDLE PIVOT	1	
60	43768-88L00	.SPACER, TILLER HANDLE	1	
61	43776-87L00	.SPACER, STRG BRKT	1	
62	09116-08137	.BOLT (8X22)	1	
63	09159-12014	.NUT	1	
64	09160-12066	.WASHER (12.5X22X2.5)	2	
65	09160-12124	.WASHER (12.5X32X1.5)	1	
66	63115-88L00	.BUSH, TILLER HANDLE	2	
67	09164-13010	.WASHER	1	
68	63215-93110	.MARK, HANDLE GRIP	1	
69	09116-10150	.BOLT (10X55)	2	
70	43770-99E03	.ADJUSTER ASSY, STEERING	1	
71	63132-88L00	.STOPPER, TILLER HANDLE	1	
72	63251-88L90	.BOLT	2	
73	37855-88L90	.SCREW, THROTTLE GRIP	1	
74	37854-88L90	.WASHER, THROTTLE GRIP	1	
75	63258-88L00	.WASHER	1	
76	09440-06037	.SPRING	1	
77	03522-05169	.SCREW	3	
78	63247-99J00	.PLATE, THROTTLE ADJ KNOB	1	
79	63111-88L00-OEP	.HOUSING, TILLER HANDLE (BLACK)	1	

FIG.585A

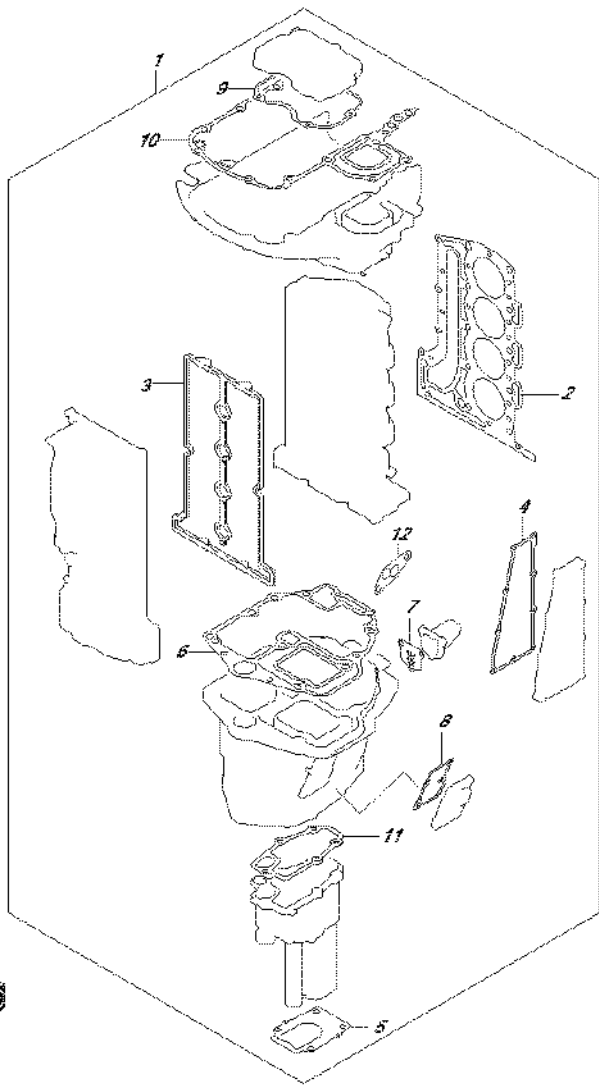


FIG.585A (3-E-14) OPT:GASKET SET

REF NO.	PART NO.	DESCRIPTION	Q'TY	REMARKS
1	11410-87851	GASKET SET	1	
2	11141-87L00	.GASKET, CYLINDER HEAD	1	
3	11189-87L00	.GASKET, CYLINDER HEAD COVER	1	
4	14151-87L00	.GASKET, EXH COVER	1	
5	17472-87L00	.GASKET, PUMP CASE PANEL	1	
6	11489-87L00	.GASKET, OIL PAN	1	
7	11542-87L00	.GASKET, EXH TUBE	1	
8	11552-87L00	.GASKET, OIL PAN WTR JKT COV	1	
9	51123-87L00	.GASKET, MOUNT CASE COVER	1	
10	51211-87L10	.GASKET, ENGINE HOLDER	1	
11	52331-87L00	.GASKET, EXH TUBE HOUSING	1	
12	16539-87L00	.GASKET, OIL FILTER ADAPTER CASE	1	



PART NO.	FIG.NO.-REF.NO.	PART NO.	FIG.NO.-REF.NO.	PART NO.	FIG.NO.-REF.NO.
10000			180K-1		180H-5-1
			585A-6		180J-5
		11501-87L10-0EP	180A-2-1		180K-5
			180B-2-1	11551-87L00-Y5S	180A-5-2
			180C-2		180B-5-2
	11100-87L00	111A-1-1	180D-2		180G-5-2
	11100-87L10	111A-1-2	180E-2		180H-5-2
	11112-84400	111A-14	180F-2	11552-87L00	180A-6
	11115-73G01-001	111A-4	180G-2-1		180B-6
	11117-89J00	111A-10	180H-2-1		180C-6
11117-90J10	113A-4	180J-2		180D-6	
11118-95J00	204A-18	180K-2		180E-6	
11118-98J01	113A-7	180A-2-2		180F-6	
11141-87L00	111A-11	180B-2-2		180G-6	
	585A-2	180G-2-2		180H-6	
11170-87L11	111A-17	180H-2-2		180J-6	
11173-87L00	111A-21	136A-1		180K-6	
11189-87L00	111A-18	136A-5		585A-8	
	585A-3	180A-3-1	12100-69830-025	116A-7-6	
11194-87L10	111A-27	180B-3-1	12100-69830-0A0	116A-7-1	
11196-87L00	162A-1	180C-3	12100-69830-0B0	116A-7-2	
	162B-1	180D-3	12100-69830-0C0	116A-7-3	
	162C-1	180E-3	12100-69830-0D0	116A-7-4	
	162D-1	180F-3	12100-69830-0E0	116A-7-5	
	162E-1	180G-3-1	12100-87L01-050	116A-13	
	162F-1	180H-3-1	12111-87L00	116A-1	
	162G-1	180J-3	12140-87L01	116A-2	
	162H-1	180K-3	12140-87L01-050	116A-14	
	162J-1	180A-3-2	12151-54A50	116A-3	
	162K-1	180B-3-2	12160-87L10	116A-5	
11216-77E00	113A-5	180G-3-2	12220-87L00	116A-8	
11223-87L00	113A-11	180H-3-2	12281-87J00	401A-19	
11224-87L00	113A-13	180A-4		401B-19	
11241-73003	175A-9	180B-4		401C-19	
11261-93J00	111A-5	180C-4		401D-19	
	140A-4	180D-4		401E-19	
11291-87L00	113A-1	180E-4		401F-19	
11300-87L10	113A-3	180F-4		401G-19	
11382-93J00	111A-15-2	180G-4		401H-19	
11382-99E00	111A-15-1	180H-4		401J-19	
11410-87851	585A-1	180J-4		401K-19	
11489-87L00	180A-1	180K-4	12300-57820-OAA	116A-9-6	
	180B-1	585A-7	12300-57820-OBA	116A-9-7	
	180C-1	180A-5-1	12300-57820-OCA	116A-9-8	
	180D-1	180B-5-1	12300-57820-ODA	116A-9-9	
	180E-1	180C-5	12300-57820-OEA	116A-9-10	
	180F-1	180D-5	12300-78890	116A-10	
	180G-1	180E-5	12300-78890-012	116A-11	
	180H-1	180F-5	12340-57K02-0A0	116A-9-4	
	180J-1	180G-5-1	12340-57K02-0B0	116A-9-5	

PART NO.	FIG.NO.-REF.NO.	PART NO.	FIG.NO.-REF.NO.	PART NO.	FIG.NO.-REF.NO.
12340-57K02-0C0	116A-9-1		121G-5	12892-69J00-234	121A-9-4
12340-57K02-0D0	116A-9-2		121H-5		121B-9-4
12340-57K02-0E0	116A-9-3		121J-5		121C-9-4
12701-87L00	121E-1		121K-5		121D-9-4
	121F-1	12761-87L00	119A-4		121E-9-4
12701-87L10	121G-1	12771-87L00	119A-5		121F-9-4
	121H-1	12810-87L00	119A-7		121G-9-4
	121J-1	12812-90J00	119A-10		121H-9-4
	121K-1	12813-73G00	119A-8		121J-9-4
12701-87L20	121A-1	12831-93J01	119A-11		121K-9-4
	121B-1	12891-69J00	121A-8	12892-69J00-236	121A-9-5
	121C-1		121B-8		121B-9-5
	121D-1		121C-8		121C-9-5
12705-87L00	121A-2		121D-8		121D-9-5
	121B-2		121E-8		121E-9-5
	121C-2		121F-8		121F-9-5
	121D-2		121G-8		121G-9-5
	121E-2		121H-8		121H-9-5
	121F-2		121J-8		121J-9-5
12705-87L10	121G-2		121K-8		121K-9-5
	121H-2	12892-69J00-228	121A-9-1	12892-69J00-238	121A-9-6
	121J-2		121B-9-1		121B-9-6
	121K-2		121C-9-1		121C-9-6
12730-87L00	119A-1		121D-9-1		121D-9-6
12741-90J01	121A-3		121E-9-1		121E-9-6
	121B-3		121F-9-1		121F-9-6
	121C-3		121G-9-1		121G-9-6
	121D-3		121H-9-1		121H-9-6
	121E-3		121J-9-1		121J-9-6
	121F-3		121K-9-1		121K-9-6
	121G-3	12892-69J00-230	121A-9-2	12892-69J00-240	121A-9-7
	121H-3		121B-9-2		121B-9-7
	121J-3		121C-9-2		121C-9-7
	121K-3		121D-9-2		121D-9-7
12748-87L00	121A-4		121E-9-2		121E-9-7
	121B-4		121F-9-2		121F-9-7
	121C-4		121G-9-2		121G-9-7
	121D-4		121H-9-2		121H-9-7
	121E-4		121J-9-2		121J-9-7
	121F-4		121K-9-2		121K-9-7
	121G-4	12892-69J00-232	121A-9-3	12892-69J00-242	121A-9-8
	121H-4		121B-9-3		121B-9-8
	121J-4		121C-9-3		121C-9-8
	121K-4		121D-9-3		121D-9-8
12749-93J00	121A-5		121E-9-3		121E-9-8
	121B-5		121F-9-3		121F-9-8
	121C-5		121G-9-3		121G-9-8
	121D-5		121H-9-3		121H-9-8
	121E-5		121J-9-3		121J-9-8
	121F-5		121K-9-3		121K-9-8

PART NO.	FIG.NO.-REF.NO.	PART NO.	FIG.NO.-REF.NO.	PART NO.	FIG.NO.-REF.NO.
12892-69J00-244	121A-9-9 121B-9-9 121C-9-9 121D-9-9 121E-9-9 121F-9-9 121G-9-9 121H-9-9 121J-9-9 121K-9-9	12892-69J00-254	121A-9-14 121B-9-14 121C-9-14 121D-9-14 121E-9-14 121F-9-14 121G-9-14 121H-9-14 121J-9-14 121K-9-14	12892-69J00-264	121A-9-19 121B-9-19 121C-9-19 121D-9-19 121E-9-19 121F-9-19 121G-9-19 121H-9-19 121J-9-19 121K-9-19
12892-69J00-246	121A-9-10 121B-9-10 121C-9-10 121D-9-10 121E-9-10 121F-9-10 121G-9-10 121H-9-10 121J-9-10 121K-9-10	12892-69J00-256	121A-9-15 121B-9-15 121C-9-15 121D-9-15 121E-9-15 121F-9-15 121G-9-15 121H-9-15 121J-9-15 121K-9-15	12892-69J00-266	121A-9-20 121B-9-20 121C-9-20 121D-9-20 121E-9-20 121F-9-20 121G-9-20 121H-9-20 121J-9-20 121K-9-20
12892-69J00-248	121A-9-11 121B-9-11 121C-9-11 121D-9-11 121E-9-11 121F-9-11 121G-9-11 121H-9-11 121J-9-11 121K-9-11	12892-69J00-258	121A-9-16 121B-9-16 121C-9-16 121D-9-16 121E-9-16 121F-9-16 121G-9-16 121H-9-16 121J-9-16 121K-9-16	12892-69J00-268	121A-9-21 121B-9-21 121C-9-21 121D-9-21 121E-9-21 121F-9-21 121G-9-21 121H-9-21 121J-9-21 121K-9-21
12892-69J00-250	121A-9-12 121B-9-12 121C-9-12 121D-9-12 121E-9-12 121F-9-12 121G-9-12 121H-9-12 121J-9-12 121K-9-12	12892-69J00-260	121A-9-17 121B-9-17 121C-9-17 121D-9-17 121E-9-17 121F-9-17 121G-9-17 121H-9-17 121J-9-17 121K-9-17	12892-69J00-270	121A-9-22 121B-9-22 121C-9-22 121D-9-22 121E-9-22 121F-9-22 121G-9-22 121H-9-22 121J-9-22 121K-9-22
12892-69J00-252	121A-9-13 121B-9-13 121C-9-13 121D-9-13 121E-9-13 121F-9-13 121G-9-13 121H-9-13 121J-9-13 121K-9-13	12892-69J00-262	121A-9-18 121B-9-18 121C-9-18 121D-9-18 121E-9-18 121F-9-18 121G-9-18 121H-9-18 121J-9-18 121K-9-18	12892-69J00-272	121A-9-23 121B-9-23 121C-9-23 121D-9-23 121E-9-23 121F-9-23 121G-9-23 121H-9-23 121J-9-23 121K-9-23

PART NO.	FIG.NO.-REF.NO.	PART NO.	FIG.NO.-REF.NO.	PART NO.	FIG.NO.-REF.NO.
12911-87L00	121A-10 121B-10 121C-10 121D-10 121E-10 121F-10 121G-10 121H-10 121J-10 121K-10	12933-51E00	121A-15 121B-15 121C-15 121D-15 121E-15 121F-15 121G-15 121H-15 121J-15 121K-15		163H-7 163J-7 163K-7 13614-89J00 143B-15 143D-15 143F-15 143H-15 143K-15 143B-16 143D-16 143F-16 143H-16 143K-16 13650-52G00 13655-87J00 13710-99E00 13810-87L00 13813-87L00 14141-87L00 14151-87L00 585A-4 15100-90J11 15190-90J30 15192-87L11 15198-87L00 15200-92J00 146A-1 146A-10 146A-11 146A-16 143A-3 143C-3 143E-3 143G-3 143J-3 143B-3 143D-3 143F-3 143H-3 143K-3 15410-87L00 15419-87J00 15421-87L00 15422-96J00 15600-92J01 146A-4 146A-5 146A-8 146A-7 143A-1 143C-1 143E-1 143G-1 143J-1 143B-1 143D-1 143F-1 143H-1 143K-1 15612-88L00 143A-21
12915-87L50	121A-11 121B-11 121C-11 121D-11 121E-11 121F-11 121G-11 121H-11 121J-11 121K-11	13110-87L00 13119-87L00 13125-87L00 13300-87L00	122A-1 122A-2 122A-3 163A-1 163B-1 163C-1 163D-1 163E-1 163F-1 163G-1 163H-1 163J-1 163K-1 163A-2 163B-2 163C-2 163D-2 163E-2 163F-2 163G-2 163H-2 163J-2 163K-2 143A-2 143C-2 143E-2 143G-2 143J-2 143B-2 143D-2 143F-2 143H-2 143K-2 163A-7 163B-7 163C-7 163D-7 163E-7 163F-7 163G-7		
12921-87J10	121A-12 121B-12 121C-12 121D-12 121E-12 121F-12 121G-12 121H-12 121J-12 121K-12	13315-87L00			
12931-78G00	121A-13 121B-13 121C-13 121D-13 121E-13 121F-13 121G-13 121H-13 121J-13 121K-13	13370-88L00			
12932-24400	121A-14 121B-14 121C-14 121D-14 121E-14 121F-14 121G-14 121H-14 121J-14 121K-14	13510-87L00			

PART NO.	FIG.NO.-REF.NO.	PART NO.	FIG.NO.-REF.NO.	PART NO.	FIG.NO.-REF.NO.
	143B-21		143B-5		143B-8
	143C-21		143C-5		143C-8
	143D-21		143D-5		143D-8
	143E-21		143E-5		143E-8
	143F-21		143F-5		143F-8
	143G-21		143G-5		143G-8
	143H-21		143H-5		143H-8
	143J-21		143J-5		143J-8
	143K-21		143K-5		143K-8
15613-88L00	143A-22	15629-99E10	143A-6	15642-88L10	143A-20
	143B-22		143B-6		143B-20
	143C-22		143C-6		143C-20
	143D-22		143D-6		143D-20
	143E-22		143E-6		143E-20
	143F-22		143F-6		143F-20
	143G-22		143G-6		143G-20
	143H-22		143H-6		143H-20
	143J-22		143J-6		143J-20
	143K-22		143K-6		143K-20
15613-92J00	143A-25	15641-88L00	143A-7	15643-88L00	143A-17
	143B-25		143C-7		143B-17
	143C-25		143E-7		143C-17
	143D-25		143G-7		143D-17
	143E-25		143J-7		143E-17
	143F-25	15641-88L10	143B-7		143F-17
	143G-25		143D-7		143G-17
	143H-25		143F-7		143H-17
	143J-25		143H-7		143J-17
	143K-25		143K-7		143K-17
15614-88L00	143A-23	15641-88L20	143A-18	15644-88L00	143A-13
	143B-23		143C-18		143C-13
	143C-23		143E-18		143E-13
	143D-23		143G-18		143G-13
	143E-23		143J-18		143J-13
	143F-23	15641-88L31	143B-18	15644-88L10	143B-13
	143G-23		143D-18		143D-13
	143H-23		143F-18		143F-13
	143J-23		143H-18		143H-13
	143K-23		143K-18		143K-13
15626-92J00	143A-4	15641-88L40	143A-19	15645-88L00	143A-14
	143C-4		143C-19		143B-14
	143E-4		143E-19		143C-14
	143G-4		143G-19		143D-14
	143J-4		143J-19		143E-14
15626-92J10	143B-4	15641-88L51	143B-19		143F-14
	143D-4		143D-19		143G-14
	143F-4		143F-19		143H-14
	143H-4		143H-19		143J-14
	143K-4		143K-19		143K-14
15628-99E00	143A-5	15642-88L00	143A-8	15648-92J00	143A-16

PART NO.	FIG.NO.-REF.NO.	PART NO.	FIG.NO.-REF.NO.	PART NO.	FIG.NO.-REF.NO.
	143B-24		144B-2		16440-99E00
	143C-16		144C-2		16510-61A31
	143D-24		144D-2		16519-87L00
	143E-16		144E-2		16520-87L00
	143F-24		144F-2		16531-87L00
	143G-16		144G-2		16539-87L00
	143H-24		144H-2		16910-87L00
	143J-16		144J-2		180A-17
	143K-24		144K-2		180B-17
15650-99E00	143A-9	15716-65DT0	144A-3		180C-17
	143B-9		144B-3		180D-17
	143C-9		144C-3		180E-17
	143D-9		144D-3		180F-17
	143E-9		144E-3		180G-17
	143F-9		144F-3		180H-17
	143G-9		144G-3		180J-17
	143H-9		144H-3		180K-17
	143J-9		144J-3		180A-18
	143K-9		144K-3		180B-18
15654-88L00	143A-10	15750-87L30	144A-4		180C-18
	143B-10		144C-4		180D-18
	143C-10		144E-4		180E-18
	143D-10		144G-4		180F-18
	143E-10		144J-4		180G-18
	143F-10	15750-87L40	144B-4		180H-18
	143G-10		144D-4		180J-18
	143H-10		144F-4		180K-18
	143J-10		144H-4		160A-18
	143K-10		144K-4		160B-18
15681-92J00	144A-1	15760-88L00	143A-12		160C-18
	144B-1		143B-12		160D-18
	144C-1		143C-12		160E-18
	144D-1		143D-12		160F-18
	144E-1		143E-12		160G-18
	144F-1		143F-12		160H-18
	144G-1		143G-12		160J-18
	144H-1		143H-12		160K-18
	144J-1		143J-12		17410-99E10
	144K-1		143K-12		160A-1
15683-87J00	143A-11	15830-87L30	144A-5		160C-1
	143B-11		144C-5		160D-1
	143C-11		144E-5		160E-1
	143D-11		144G-5		160F-1
	143E-11		144J-5		160G-1
	143F-11	15830-87L40	144B-5		160H-1
	143G-11		144D-5		160J-1
	143H-11		144F-5		160K-1
	143J-11		144H-5		17413-99E11
	143K-11		144K-5		160A-16
15710-82K50	144A-2	16400-87L00	175A-1		160C-16
					160E-16

PART NO.	FIG.NO.-REF.NO.	PART NO.	FIG.NO.-REF.NO.	PART NO.	FIG.NO.-REF.NO.
17413-99E21	160G-16		160C-5-1		162C-2
	160J-16		160D-5-1		162D-2
	160B-16		160E-5-1		162E-2
	160D-16		160F-5-1		162F-2
	160F-16		160G-5-1		162G-2-1
17416-99E10	160H-16	17561-87L30	160H-5-1	17611-90J00-Y5S	162H-2-1
	160K-16		160J-5-1		162J-2
	160A-17		160K-5-1		162K-2
	160B-17		160A-5-2		162A-2-2
	160C-17		160B-5-2		162B-2-2
	160D-17		160C-5-2		162G-2-2
	160E-17		160D-5-2		162H-2-2
	160F-17		160E-5-2		160A-9
	160G-17		160F-5-2		160B-9
	160H-17		160G-5-2		160C-9
17461-87E12	160J-17	17562-87L00	160H-5-2		160D-9
	160K-17		160J-5-2	160E-9	
	160A-2		160K-5-2	160F-9	
	160B-2		160A-6	160G-9	
	160C-2		160B-6	160H-9	
	160D-2		160C-6	160J-9	
	160E-2		160D-6	160K-9	
17471-87L00	160F-2	17563-87D00	160E-6	17632-87L00	160A-10
	160G-2		160F-6		160B-10
	160H-2		160G-6		160C-10
	160J-2		160H-6		160D-10
	160K-2		160J-6		160E-10
	160A-3		160K-6		160F-10
	160C-3		160A-7		160G-10
	160E-3		160B-7		160H-10
	160G-3		160C-7		160J-10
	160J-3		160D-7		160K-10
17471-87L10	160B-3	17660-99E01	160E-7		162A-3
	160D-3		160F-7	162B-3	
	160F-3		160G-7	162C-3	
	160H-3		160H-7	162D-3	
	160K-3		160J-7	162E-3	
17472-87L00	160A-4	17564-87D00	160K-7		162F-3
	160B-4		160A-8	162G-3	
	160C-4		160B-8	162H-3	
	160D-4		160C-8	162J-3	
	160E-4		160D-8	162K-3	
17561-87L20	160F-4	17611-90J00-0EP	160E-8	17670-90J00	162A-4-1
	160G-4		160F-8		162B-4-1
	160H-4		160G-8		162C-4-1
	160J-4		160H-8		162D-4-1
	160K-4		160J-8		162E-4-1
	585A-5		160K-8		162F-4-1
	160A-5-1		162A-2-1		162G-4-1
	160B-5-1		162B-2-1		162H-4-1

PART NO.	FIG.NO.-REF.NO.	PART NO.	FIG.NO.-REF.NO.	PART NO.	FIG.NO.-REF.NO.	
17670-90J10	162J-4-1	17914-93J00	410J-15		143H-31	
	162K-4-1		410K-15		143J-31	
	162A-4-2		180A-9	18498-95J00	143K-31	
	162B-4-2		180B-9		111A-24	
	162C-4-2		180C-9		146A-13	
162D-4-2	180D-9	146A-14				
162E-4-2	180E-9	18498-99E20	144A-8			
162F-4-2	180F-9		144B-8			
162G-4-2	180G-9		144C-8			
162H-4-2	180H-9		144D-8			
162J-4-2	180J-9		144E-8			
17681-87L00	162K-4-2		180K-9		144F-8	
	162A-5		410A-16		144G-8	
	162B-5		410B-16		144H-8	
	162C-5		410C-16		144J-8	
	162D-5		410D-16		144K-8	
17685-87L00	162E-5	17915-87L00	410E-16	18498-99EA0	507A-6	
	162F-5		410F-16		315A-3	
	162G-5		410G-16		19115-87L00	163A-8
	162H-5		410H-16			163B-8
	162J-5		410J-16			163C-8
	162K-5		410K-16			163D-8
	162A-6		162A-11			163E-8
	162B-6		162B-11			163F-8
	162C-6		162C-11			163G-8
	162D-6		162D-11		19120-87L00	163H-8
162E-6	162E-11		163J-8			
162F-6	162F-11		163K-8			
162G-6	162G-11		163A-9			
162H-6	162H-11		163B-9			
17913-93J00	162J-6	17917-87L00	162J-11	19120-87L10	163E-9	
	162K-6		162K-11		163F-9	
	180A-8		410A-40		163G-9	
	180B-8		410B-40		163H-9	
	180C-8		410C-40		163C-9	
	180D-8		410D-40		163D-9	
	180E-8		410E-40		163J-9	
	180F-8		410F-40		163K-9	
	180G-8		410G-40		570A-56	
	180H-8		410H-40		570B-56	
18137-87L01	180J-8	18498-87JCO	410J-40	19131-95502	570C-56	
	180K-8		410K-40		570D-56	
	410A-15		122A-8		570E-56	
	410B-15		143A-31		570F-56	
	410C-15		143B-31		163A-10	
	410D-15		143C-31		163B-10	
	410E-15		143D-31		163C-10	
	410F-15		143E-31		163D-10	
	410G-15		143F-31		163E-10	
	410H-15		143G-31		163F-10	

PART NO.	FIG.NO.-REF.NO.	PART NO.	FIG.NO.-REF.NO.	PART NO.	FIG.NO.-REF.NO.
	163G-10		336C-1		401D-12
	163H-10		336D-1		401E-12
	163J-10		336E-1		401F-12
	163K-10		336F-1		401G-12
			336G-1		401H-12
			336H-1		401J-12
			336J-1		401K-12
			336K-1		160A-11
			204A-7		160B-11
			444A-4		160C-11
			444B-4		160D-11
			444C-4		160E-11
			444D-4		160F-11
			570A-3		160G-11
			570B-3		160H-11
			570C-3		160J-11
			570D-3		160K-11
			570E-3		407A-18
			570F-3		407B-18
			206A-1-1		407C-18
			206A-1-2		407D-18
			206A-2		407E-18
			206A-5		407F-18
			206A-6		407G-18
			206A-3		407H-18
			407A-30		407J-18
			407B-30		407K-18
			407C-30		180A-12
			407D-30		180B-12
			407E-30		180C-12
			407F-30		180D-12
			407G-30		180E-12
			407H-30		180F-12
			407J-30		180G-12
			407K-30		180H-12
			315A-17		180J-12
			180A-11		180K-12
			180B-11		
			180C-11		
			180D-11		
			180E-11		
			180F-11		
			180G-11		
			180H-11		
			180J-11		
			180K-11		
			31100-96J02		301A-1
			206A-7		340A-10
			401A-12		340A-4
			401B-12		301A-2
			401C-12		340A-5

PART NO.	FIG.NO.-REF.NO.	PART NO.	FIG.NO.-REF.NO.	PART NO.	FIG.NO.-REF.NO.
	31133-94900		340A-6		326K-14
	31135-90J00		301A-3		326A-14
	31135-94900		340A-8		326C-14
	31136-90J10		340A-7		326B-14
	31151-94J01		301A-4		326D-14
	31152-90J00		301A-5		503A-1
	31153-90J00		301A-6		503B-1
	31170-90J00		301A-7		503E-1
	31171-96J00		301A-8		503F-1
	31173-90J02		301A-9		503G-1
	31173-94910		340A-3		503H-1
	31191-96J00		301A-10		503A-2
	31220-94J00		301A-11		503B-2
	31281-92J10		337A-8		503C-1
	31310-90J00		301A-12		503D-1
	31311-93J00		340A-2		503E-2
	31320-93J00		301A-13		503F-2
	31341-93J00		301A-14		503G-2
	31343-90J00		301A-15		503H-2
	31344-90J00		301A-16		503J-1
	31360-93J01		301A-17		503K-1
	31912-87L00		301A-20		502A-3-1
	31913-93J00		301A-18		502B-3-1
	31914-93J00		301A-19		502C-3-1
	31918-87L00		301A-21		502D-3-1
	32102-87L00		303A-1		502E-3-1
	32120-87L10		303A-5		502F-3-1
	32160-87L00		303A-6		502G-3-1
	32800-87L00		310A-1		502H-3-1
	32890-87L01		310A-3		502J-3-1
	33220-64L10		303A-8		502K-3-1
	33410-87L00		310A-8		502A-3-2
	33634-96J00		322A-4		502B-3-2
	33799-97E00		340A-9		502C-3-2
	33810-90J10		322A-1		502D-3-2
	33925-92J00		326A-15		502E-3-2
			326B-15		502F-3-2
			326C-15		502G-3-2
			326D-15		502H-3-2
			326E-15		502J-3-2
			326F-15		502K-3-2
			326G-15		502A-3-3
			326H-15		502B-3-3
			326J-15		502C-3-3
			326K-15		502D-3-3
			326L-14		502E-3-3
			326F-14		502F-3-3
			326G-14		502G-3-3
			326J-14		502H-3-3
			326H-14		502J-3-3

30000

34112-96L00

PART NO.	FIG.NO.-REF.NO.	PART NO.	FIG.NO.-REF.NO.	PART NO.	FIG.NO.-REF.NO.
34120-98J01	503K-2		502E-17		460D-5-2
	502A-23		502F-5		460E-5-2
	502B-23		502F-17		460F-5-2
	502C-23		502G-5		502A-20-2
	502D-23		502G-17		502B-20-2
34190-87D00	502E-23	34193-96L00	502H-5	34200-93J41	502C-20-2
	502F-23		502H-17		502D-20-2
	502G-23		502J-5		502E-20-2
	502H-23		502J-17		502F-20-2
	502J-23		502K-5		502G-20-2
	502K-23		502K-17		502H-20-2
	502A-22		503A-4		502J-20-2
	502B-22		503B-4		502K-20-2
	502C-22		503C-3		502A-29-1
	502D-22		503D-3		502B-29-1
34190-88L00	502E-22	34200-87L00	503E-4	34200-93J52	502E-29-1
	502F-22		503F-4		502F-29-1
	502G-22		503G-4		502G-29-1
	502H-22		503H-4		502H-29-1
	502J-22		503J-3		502A-29-2
	502K-22		503K-3		502B-29-2
	503A-17		444A-45		502E-29-2
	503B-17		444B-45		502F-29-2
	503C-7		444C-45		502G-29-2
	503D-7		444D-45		502H-29-2
34190-95500	503E-17	34200-93J01	503A-44	34300-93J01	503A-5
	503F-17		503B-44		503B-5
	503G-17		503C-44		503C-4
	503H-17		503D-44		503D-4
	503J-7		503E-44		503E-5
	503K-7		503F-44		503F-5
	502A-24		460A-5-1		503G-5
	502B-24		460B-5-1		503H-5
	502C-24		460C-5-1		503J-4
	502D-24		460D-5-1		503K-4
34191-92E00	502E-24	34200-93J13	460E-5-1	34300-93J12	502A-10-1
	502F-24		460F-5-1		502B-10-1
	502G-24		502A-20-1		502C-10-1
	502H-24		502B-20-1		502D-10-1
	502J-24		502C-20-1		502E-10-1
	502K-24		502D-20-1		502F-10-1
	502A-5		502E-20-1		502G-10-1
	502A-17		502F-20-1		502H-10-1
	502B-5		502G-20-1		502J-10-1
	502B-17		502H-20-1		502K-10-1
502C-5	502J-20-1	502A-10-2			
502C-17	502K-20-1	502B-10-2			
502D-5	460A-5-2	502C-10-2			
502D-17	460B-5-2	502D-10-2			
502E-5	460C-5-2	502E-10-2			

PART NO.	FIG.NO.-REF.NO.	PART NO.	FIG.NO.-REF.NO.	PART NO.	FIG.NO.-REF.NO.
34310-92E00	502F-10-2	34600-93J01	502D-14-2	34600-93J12	460C-1-1
	502G-10-2		502E-14-2		460D-1-1
	502H-10-2		502F-14-2		460E-1-1
	502J-10-2		502G-14-2		460F-1-1
	502K-10-2		502H-14-2		502A-1-1
	502A-11		502J-14-2		502B-1-1
	502B-11		502K-14-2		502C-1-1
	502C-11		502A-8-1		502D-1-1
	502D-11		502B-8-1		502E-1-1
	502E-11		502C-8-1		502F-1-1
34360-92E00	502F-11	34600-93J12	502D-8-1	34800-93J12	502G-1-1
	502G-11		502E-8-1		502H-1-1
	502H-11		502F-8-1		502J-1-1
	502J-11		502G-8-1		502K-1-1
	502K-11		502H-8-1		460A-1-2
	502A-12		502J-8-1		460B-1-2
	502B-12		502K-8-1		460C-1-2
	502C-12		502A-8-2		460D-1-2
	502D-12		502B-8-2		460E-1-2
	502E-12		502C-8-2		460F-1-2
34500-93J01	502F-12	34650-93J21	502D-8-2	34825-96L00	502A-1-2
	502G-12		502E-8-2		502B-1-2
	502H-12		502F-8-2		502C-1-2
	502J-12		502G-8-2		502D-1-2
	502K-12		502H-8-2		502E-1-2
	460A-3-1		502J-8-2		502F-1-2
	460B-3-1		502K-8-2		502G-1-2
	460C-3-1		502A-16-1		502H-1-2
	460D-3-1		502B-16-1		502J-1-2
	460E-3-1		502C-16-1		502K-1-2
34650-93J32	460F-3-1	34650-93J32	502D-16-1	34830-87J20	503A-6
	502A-14-1		502E-16-1		503B-6
	502B-14-1		502F-16-1		503C-5
	502C-14-1		502G-16-1		503D-5
	502D-14-1		502H-16-1		503E-6
	502E-14-1		502J-16-1		503F-6
	502F-14-1		502K-16-1		503G-6
	502G-14-1		502A-16-2		503H-6
	502H-14-1		502B-16-2		503J-5
	502J-14-1		502C-16-2		503K-5
34660-90J02	502K-14-1	34800-93J01	502D-16-2	36001-88L00	315A-5
	460A-3-2		502E-16-2		315A-6
	460B-3-2		502F-16-2		315A-9
	460C-3-2		502G-16-2		315A-10
	460D-3-2		502H-16-2		315A-11
	460E-3-2		502J-16-2		315A-12
	460F-3-2		502K-16-2		315A-8
	502A-14-2		507A-1		503A-11
	502B-14-2		460A-1-1		503B-11
	502C-14-2		460B-1-1		503E-11

PART NO.	FIG.NO.-REF.NO.	PART NO.	FIG.NO.-REF.NO.	PART NO.	FIG.NO.-REF.NO.
	503F-11		508B-54-1		508C-3
	503G-11		508C-54-1		508D-3
	503H-11		508D-54-1		508E-3
36610-87L61	322A-3		508E-54-1		508F-3
36611-87L00	322A-35		508F-54-1	36630-92E00	521C-5
36611-87L10	322A-16		521C-2-1		521D-5
36612-96J00	322A-14		521D-2-1		521J-5
36615-96300	502A-7		521J-2-1		521K-5
	502B-7		521K-2-1	36646-93J01	508A-2
	502C-7	36620-93J10	521A-1-1		508B-2
	502D-7		521B-1-1		508C-2
	502E-7		521E-1-1		508D-2
	502F-7		521F-1-1		508E-2
	502G-7		521G-1-1		508F-2
	502H-7		521H-1-1	36656-87L00	315A-18
	502J-7	36620-93J30	521A-2	36660-94480	521C-6
	502K-7		521B-2		521D-6
	503A-8		521E-2		521J-6
	503B-8		521F-2		521K-6
	503E-8		521G-2	36661-96L10	503A-7
	503F-8		521H-2		503B-7
	503G-8	36620-93J40	521A-1-2		503E-7
	503H-8		521B-1-2		503F-7
36616-87L00	322A-20		521E-1-2		503G-7
36617-87L00	322A-25		521F-1-2		503H-7
36617-87L10	322A-27		521G-1-2	36662-88L00	503A-21
36617-87L20	322A-28		521H-1-2		503B-21
36617-88L90	444A-46	36620-93J52	508A-54-2		503C-11
	444B-46		508B-54-2		503D-11
	444C-46		508C-54-2		503E-21
	444D-46		508D-54-2		503F-21
	570A-45		508E-54-2		503G-21
	570B-45		508F-54-2		503H-21
	570C-45		521C-2-2		503J-11
	570D-45		521D-2-2		503K-11
	570E-45		521J-2-2	36662-88L10	503A-12
	570F-45		521K-2-2		503A-18
36617-93J00	322A-26	36620-93J62	508A-54-3		503B-12
36618-43410	322A-15		508B-54-3		503B-18
36620-87L00	444A-5		508C-54-3		503C-8
	444B-5		508D-54-3		503D-8
	444C-5		508E-54-3		503E-12
	444D-5		508F-54-3		503E-18
	570A-4		521C-2-3		503F-12
	570B-4		521D-2-3		503F-18
	570C-4		521J-2-3		503G-12
	570D-4		521K-2-3		503G-18
	570E-4	36625-93J10	322A-37		503H-12
	570F-4	36628-92E00	508A-3		503H-18
36620-93J02	508A-54-1		508B-3		503J-8

PART NO.	FIG.NO.-REF.NO.	PART NO.	FIG.NO.-REF.NO.	PART NO.	FIG.NO.-REF.NO.
	503K-8		502D-32		503D-14
36662-88L20	503A-19		502E-33		503E-16
	503B-19		502F-33		503E-25
	503C-9		502G-33		503F-16
	503D-9		502H-33		503F-25
	503E-19		502J-32		503G-16
	503F-19		502K-32		503G-25
	503G-19		503A-9		503H-16
	503H-19		503B-9		503H-25
	503J-9		503E-9		503J-14
	503K-9		503F-9		503K-14
36662-88L30	503A-20		503G-9	36682-92E00	502A-35
	503B-20		503H-9		502B-35
	503C-10	36664-88L00	503A-14		502C-29
	503D-10		503A-23		502D-29
	503E-20		503B-14		502E-35
	503F-20		503B-23		502F-35
	503G-20		503C-6		502G-35
	503H-20		503D-6		502H-35
	503J-10		503E-14		502J-29
	503K-10		503E-23		502K-29
36663-88L00	503A-13		503F-14		521C-7
	503A-26		503F-23		521D-7
	503B-13		503G-14		521J-7
	503B-26		503G-23		521K-7
	503C-15		503H-14	36721-96J00	322A-7
	503D-15		503H-23	36737-96J00	322A-6
	503E-13		503J-6	36738-87L00	322A-8
	503E-26		503K-6	36890-93J00	544A-16
	503F-13	36665-88L00	503A-15		544B-16
	503F-26		503A-24		544C-16
	503G-13		503B-15		544D-16
	503G-26		503B-24		544E-16
	503H-13		503C-13		544F-16
	503H-26		503D-13	36894-87D00	336A-2
	503J-15		503E-15		336A-3
	503K-15		503E-24		336B-2
36663-98J00	502A-31		503F-15		336B-3
	502B-31		503F-24		336C-2
	502C-30		503G-15		336C-3
	502D-30		503G-24		336D-2
	502E-31		503H-15		336D-3
	502F-31		503H-24		336E-2
	502G-31		503J-13		336E-3
	502H-31		503K-13		336F-2
	502J-30	36665-88L10	503A-16		336F-3
	502K-30		503A-25		336G-2
36663-98J10	502A-33		503B-16		336G-3
	502B-33		503B-25		336H-2
	502C-32		503C-14		336H-3

PART NO.	FIG.NO.-REF.NO.	PART NO.	FIG.NO.-REF.NO.	PART NO.	FIG.NO.-REF.NO.
	336J-2		530B-2		530B-3-1
	336J-3		530B-20		530B-21-1
	336K-2		530C-2		530C-3-1
	336K-3		530C-20		530C-21-1
	337A-23		530D-2		530D-3-1
36895-87D10	336A-4		530D-20		530D-21-1
	336B-4		530E-2		530E-3-1
	336C-4		530E-20		530E-21-1
	336D-4		530F-2		530F-3-1
	336E-4		530F-20		530F-21-1
	336F-4	37110-93J11	508A-4		570A-6-1
	336G-4		508B-4		570B-6-1
	336H-4		508C-4		570C-6-1
	336J-4		508D-4		570D-6-1
	336K-4		508E-4		570E-6-1
	337A-27		508F-4		570F-6-1
36990-87D00	521A-4	37112-88L90	444A-47	37141-99E10	444A-7-2
	521B-4		444B-47		444B-7-2
	521C-4		444C-47		444C-7-2
	521D-4		444D-47		444D-7-2
	521E-4		570A-46		508A-5-2
	521F-4		570B-46		508B-5-2
	521G-4		570C-46		508C-5-2
	521H-4		570D-46		508D-5-2
	521J-4		570E-46		508E-5-2
	521K-4		570F-46		508F-5-2
37100-96J00	530A-1	37139-99E00	530A-6		530A-3-2
	530B-1		530B-6		530A-21-2
	530C-1		530C-6		530B-3-2
	530D-1		530D-6		530B-21-2
	530E-1		530E-6		530C-3-2
	530F-1		530F-6		530C-21-2
37100-96J24	530A-19	37139-99E20	530A-24		530D-3-2
	530B-19		530B-24		530D-21-2
	530C-19		530C-24		530E-3-2
	530D-19		530D-24		530E-21-2
	530E-19		530E-24		530F-3-2
	530F-19		530F-24		530F-21-2
37110-87L01	444A-6	37141-99E00	444A-7-1		570A-6-2
	444B-6		444B-7-1		570B-6-2
	444C-6		444C-7-1		570C-6-2
	444D-6		444D-7-1		570D-6-2
	570A-5		508A-5-1		570E-6-2
	570B-5		508B-5-1		570F-6-2
	570C-5		508C-5-1	37141-99E20	444A-7-3
	570D-5		508D-5-1		444B-7-3
	570E-5		508E-5-1		444C-7-3
	570F-5		508F-5-1		444D-7-3
37110-93J01	530A-2		530A-3-1		508A-5-3
	530A-20		530A-21-1		508B-5-3

PART NO.	FIG.NO.-REF.NO.	PART NO.	FIG.NO.-REF.NO.	PART NO.	FIG.NO.-REF.NO.
	508C-5-3	37141-99E40	444A-7-5		570A-6-6
	508D-5-3		444B-7-5		570B-6-6
	508E-5-3		444C-7-5		570C-6-6
	508F-5-3		444D-7-5		570D-6-6
	530A-3-3		508A-5-5		570E-6-6
	530A-21-3		508B-5-5	37141-99E60	570F-6-6
	530B-3-3		508C-5-5		444A-7-7
	530B-21-3		508D-5-5		444B-7-7
	530C-3-3		508E-5-5		444C-7-7
	530C-21-3		508F-5-5		444D-7-7
	530D-3-3		530A-3-5		508A-5-7
	530D-21-3		530A-21-5		508B-5-7
	530E-3-3		530B-3-5		508C-5-7
	530E-21-3		530B-21-5		508D-5-7
	530F-3-3		530C-3-5		508E-5-7
	530F-21-3		530C-21-5		508F-5-7
	570A-6-3		530D-3-5		530A-3-7
	570B-6-3		530D-21-5		530A-21-7
	570C-6-3		530E-3-5		530B-3-7
	570D-6-3		530E-21-5		530B-21-7
	570E-6-3		530F-3-5		530C-3-7
	570F-6-3		530F-21-5		530C-21-7
37141-99E30	444A-7-4		570A-6-5		530D-3-7
	444B-7-4		570B-6-5		530D-21-7
	444C-7-4		570C-6-5		530E-3-7
	444D-7-4		570D-6-5		530E-21-7
	508A-5-4		570E-6-5		530F-3-7
	508B-5-4	37141-99E50	570F-6-5		530F-21-7
	508C-5-4		444A-7-6		570A-6-7
	508D-5-4		444B-7-6		570B-6-7
	508E-5-4		444C-7-6		570C-6-7
	508F-5-4		444D-7-6		570D-6-7
	530A-3-4		508A-5-6		570E-6-7
	530A-21-4		508B-5-6		570F-6-7
	530B-3-4		508C-5-6	37141-99E70	444A-7-8
	530B-21-4		508D-5-6		444B-7-8
	530C-3-4		508E-5-6		444C-7-8
	530C-21-4		508F-5-6		444D-7-8
	530D-3-4		530A-3-6		508A-5-8
	530D-21-4		530A-21-6		508B-5-8
	530E-3-4		530B-3-6		508C-5-8
	530E-21-4		530B-21-6		508D-5-8
	530F-3-4		530C-3-6		508E-5-8
	530F-21-4		530C-21-6		508F-5-8
	570A-6-4		530D-3-6		530A-3-8
	570B-6-4		530D-21-6		530A-21-8
	570C-6-4		530E-3-6		530B-3-8
	570D-6-4		530E-21-6		530B-21-8
	570E-6-4		530F-3-6		530C-3-8
	570F-6-4		530F-21-6		530C-21-8



PART NO.	FIG.NO.-REF.NO.	PART NO.	FIG.NO.-REF.NO.	PART NO.	FIG.NO.-REF.NO.
	530D-3-8		530A-3-10		508A-5-12
	530D-21-8		530A-21-10		508B-5-12
	530E-3-8		530B-3-10		508C-5-12
	530E-21-8		530B-21-10		508D-5-12
	530F-3-8		530C-3-10		508E-5-12
	530F-21-8		530C-21-10		508F-5-12
	570A-6-8		530D-3-10		530A-3-12
	570B-6-8		530D-21-10		530A-21-12
	570C-6-8		530E-3-10		530B-3-12
	570D-6-8		530E-21-10		530B-21-12
	570E-6-8		530F-3-10		530C-3-12
	570F-6-8		530F-21-10		530C-21-12
37141-99E80	444A-7-9		570A-6-10		530D-3-12
	444B-7-9		570B-6-10		530D-21-12
	444C-7-9		570C-6-10		530E-3-12
	444D-7-9		570D-6-10		530E-21-12
	508A-5-9		570E-6-10		530F-3-12
	508B-5-9		570F-6-10		530F-21-12
	508C-5-9	37141-99EA0	444A-7-11		570A-6-12
	508D-5-9		444B-7-11		570B-6-12
	508E-5-9		444C-7-11		570C-6-12
	508F-5-9		444D-7-11		570D-6-12
	530A-3-9		508A-5-11		570E-6-12
	530A-21-9		508B-5-11		570F-6-12
	530B-3-9		508C-5-11	37143-99E00	444A-8
	530B-21-9		508D-5-11		444B-8
	530C-3-9		508E-5-11		444C-8
	530C-21-9		508F-5-11		444D-8
	530D-3-9		530A-3-11		508A-6
	530D-21-9		530A-21-11		508B-6
	530E-3-9		530B-3-11		508C-6
	530E-21-9		530B-21-11		508D-6
	530F-3-9		530C-3-11		508E-6
	530F-21-9		530C-21-11		508F-6
	570A-6-9		530D-3-11		530A-4
	570B-6-9		530D-21-11		530A-22
	570C-6-9		530E-3-11		530B-4
	570D-6-9		530E-21-11		530B-22
	570E-6-9		530F-3-11		530C-4
	570F-6-9		530F-21-11		530C-22
37141-99E90	444A-7-10		570A-6-11		530D-4
	444B-7-10		570B-6-11		530D-22
	444C-7-10		570C-6-11		530E-4
	444D-7-10		570D-6-11		530E-22
	508A-5-10		570E-6-11		530F-4
	508B-5-10		570F-6-11		530F-22
	508C-5-10	37141-99EB0	444A-7-12		570A-7
	508D-5-10		444B-7-12		570B-7
	508E-5-10		444C-7-12		570C-7
	508F-5-10		444D-7-12		570D-7

PART NO.	FIG.NO.-REF.NO.	PART NO.	FIG.NO.-REF.NO.	PART NO.	FIG.NO.-REF.NO.
	570E-7		326J-1		570A-9
	570F-7		326K-1		570B-9
37149-93J00	444A-9	37721-93J91	508A-8		570C-9
	444B-9		508B-8		570D-9
	444C-9		508C-8		570E-9
	444D-9		508D-8		570F-9
	508A-7		508E-8	37820-93J04	508A-9
	508B-7		508F-8		508B-9
	508C-7	37721-95500	545A-11		508C-9
	508D-7		545B-11		508D-9
	508E-7		545C-11		508E-9
	508F-7		545D-11		508F-9
	530A-5		545E-11		530A-10
	530A-23		545F-11		530A-25
	530B-5	37726-87L00	326A-4		530B-10
	530B-23		326B-4		530B-25
	530C-5		326C-4		530C-10
	530C-23		326D-4		530C-25
	530D-5		326E-4		530D-10
	530D-23		326F-4		530D-25
	530E-5		326G-4		530E-10
	530E-23		326H-4		530E-25
	530F-5		326J-4		530F-10
	530F-23		326K-4		530F-25
	570A-8	37726-90J10	326A-3	37820-99E01	315A-14
	570B-8		326B-3	37823-92E01	444A-11
	570C-8		326C-3		444B-11
	570D-8		326D-3		444C-11
	570E-8		326E-3		444D-11
	570F-8		326F-3		508A-10
37210-93J00	530A-17		326G-3		508B-10
	530B-17		326H-3		508C-10
	530C-17		326J-3		508D-10
	530D-17		326K-3		508E-10
	530E-17	37803-93J04	530A-9		508F-10
	530F-17		530B-9		530A-11
37212-93J00	530A-18		530C-9		530A-26
	530B-18		530D-9		530B-11
	530C-18		530E-9		530B-26
	530D-18		530F-9		530C-11
	530E-18	37805-93J00	530A-15		530C-26
	530F-18		530B-15		530D-11
37721-93J00	326A-1		530C-15		530D-26
	326B-1		530D-15		530E-11
	326C-1		530E-15		530E-26
	326D-1		530F-15		530F-11
	326E-1	37820-87L01	444A-10		530F-26
	326F-1		444B-10		570A-10
	326G-1		444C-10		570B-10
	326H-1		444D-10		570C-10

PART NO.	FIG.NO.-REF.NO.	PART NO.	FIG.NO.-REF.NO.	PART NO.	FIG.NO.-REF.NO.
37825-99E00	570D-10		444D-14		444B-50
	570E-10		570A-13		444C-50
	570F-10		570B-13		444D-50
	530A-13		570C-13		570A-49
	530B-13		570D-13		570B-49
37826-92J00	530C-13	37850-90J05	570E-13	37853-88L90	570C-49
	530D-13		570F-13		570D-49
	530E-13		508A-12		570E-49
	530F-13		508B-12		570F-49
	444A-12		508C-12		444A-35
	444B-12	508D-12	444B-35		
	444C-12	508E-12	444C-35		
	444D-12	508F-12	444D-35		
	508A-11	37850-92J00	326A-6	570A-34	570A-34
	508B-11		326B-6	570B-34	570B-34
508C-11		326C-6	570C-34	570C-34	
508D-11		326D-6	570D-34	570D-34	
508E-11		326E-6	570E-34	570E-34	
508F-11		326F-6	570F-34	570F-34	
530A-12		326G-6	444A-59	444A-59	
530A-27		326H-6	444B-59	444B-59	
530B-12		326J-6	444C-59	444C-59	
530B-27		326K-6	444D-59	444D-59	
530C-12	37850-93J10	544A-4	570A-74	570A-74	
530C-27		544B-4	570B-74	570B-74	
530D-12		544C-4	570C-74	570C-74	
530D-27		544D-4	570D-74	570D-74	
530E-12		544E-4	570E-74	570E-74	
530E-27		544F-4	570F-74	570F-74	
530F-12	37851-88L90	444A-49	37855-88L90	444A-58	
530F-27		444B-49	444B-58	444B-58	
570A-11		444C-49	444C-58	444C-58	
570B-11		444D-49	444D-58	444D-58	
570C-11		570A-48	570A-73	570A-73	
570D-11		570B-48	570B-73	570B-73	
570E-11		570C-48	570C-73	570C-73	
570F-11		570D-48	570D-73	570D-73	
444A-48	37835-95D00	570E-48		570E-73	
444B-48			570F-48	570F-73	
444C-48		37852-87J00	444A-15	37855-99E00	530A-16
444D-48			444B-15		530B-16
570A-47			444C-15		530C-16
570B-47			444D-15		530D-16
570C-47			570A-14		530E-16
570D-47		570B-14	530F-16		
570E-47			570C-14	37856-92J00	326A-7
570F-47			570D-14	326B-7	326B-7
444A-14		570E-14	326C-7	326C-7	
444B-14	37852-88L90	570F-14	326D-7	326D-7	
444C-14		444A-50	326E-7	326E-7	

PART NO.	FIG.NO.-REF.NO.	PART NO.	FIG.NO.-REF.NO.	PART NO.	FIG.NO.-REF.NO.
	326F-7		570D-51		530C-29
	326G-7		570E-51		530D-7
	326H-7		570F-51		530D-29
	326J-7	38100-87L01	337A-9		530E-7
	326K-7		340A-1		530E-29
37857-92J00	326A-8		326A-11		530F-7
	326B-8		326B-11		530F-29
	326C-8		326C-11		570A-12
	326D-8	326D-11		570B-12	
	326E-8	326E-11		570C-12	
	326F-8		326F-11		570D-12
	326G-8		326G-11		570E-12
	326H-8		326H-11		570F-12
	326J-8		326J-11	38860-76F01	322A-9
	326K-8	326K-11			322A-10
37859-90J00	508A-51	38415-93J00	326A-12	39950-88L01	503A-22
	508B-51		326B-12		503B-22
	508C-51		326C-12		503C-12
	508D-51		326D-12		503D-12
	508E-51		326E-12		503E-22
	508F-51		326F-12		503F-22
37860-87L00	530A-31		326G-12		503G-22
	530B-31		326H-12		503H-22
	530C-31		326J-12		503J-12
	530D-31		326K-12		503K-12
	530E-31	38500-93J00	521A-3		
530F-31	521B-3				
444A-51	521C-1				
444B-51	521D-1				
444C-51	521E-3				
444D-51		521F-3	41111-87L10-0EP	335A-1-1	
570A-50	521G-3			335B-1-1	
570B-50	521H-3			335C-1	
570C-50	521J-1			335D-1	
570D-50	521K-1			335E-1	
570E-50	38500-93J90	444A-13		335F-1	
570F-50		444B-13		335G-1-1	
530A-32		444C-13		335H-1-1	
530B-32		444D-13		335J-1	
530C-32		508A-13		335K-1	
530D-32	508B-13	41111-87L10-Y5S	508B-13	335A-1-2	
530E-32	508C-13		508C-13	335B-1-2	
530F-32	508D-13		508D-13	335G-1-2	
444A-52	508E-13		508E-13	335H-1-2	
444B-52	508F-13		508F-13	335A-2-1	
444C-52		530A-7	41121-87L10-0EP	335B-2-1	
444D-52		530A-29		335C-2	
570A-51		530B-7		335D-2	
570B-51		530B-29		335E-2	
570C-51		530C-7		335F-2	

PART NO.	FIG.NO.-REF.NO.	PART NO.	FIG.NO.-REF.NO.	PART NO.	FIG.NO.-REF.NO.
41121-87L10-Y5S	335G-2-1	41230-87L00	336C-18	43211-93J00	336G-5-2
	335H-2-1		336D-18		336H-5-2
	335J-2		336E-22		336A-6
	335K-2		336F-22		336B-6
	335A-2-2		336G-22		336C-6
41130-87L11	335B-2-2	41230-87L00	336H-22	43711-97E01	336D-6
	335G-2-2		336J-18		336E-6
	335H-2-2		336K-18		336F-6
	335A-3		336A-23		336G-6
	335B-3		336B-23		336H-6
41135-93J11	335C-3	41233-95E10	336C-19	43711-97E01	336J-6
	335D-3		336D-19		336K-6
	335E-3		336E-23		336A-7
	335F-3		336F-23		336B-7
	335G-3		336G-23		336C-7
41161-94400	335H-3	41234-93J11	336H-23	43750-87L20-0EP	336D-7
	335J-3		336J-19		336E-7
	335K-3		336K-19		336F-7
	335A-4		336A-24		336G-7
	335B-4		336B-24		336H-7
41220-93J11	335C-4	43111-87L20-0EP	336C-20	43750-87L20-Y5S	336J-7
	335D-4		336D-20		336K-7
	335E-4		336E-24		336A-8-1
	335F-4		336F-24		336B-8-1
	335G-4		336G-24		336C-8
41224-95E01	335H-4	43111-87L20-0EP	336H-24	43755-87L00	336D-8
	335J-4		336J-20		336E-8
	335K-4		336K-20		336F-8
	442A-1		336A-25		336G-8-1
	442B-1		336B-25		336H-8-1
41224-95E01	442C-2	43111-87L20-Y5S	336C-21	43761-88L01-0EP	336J-8
	442D-2		336D-21		336K-8
	442E-1		336E-25		336A-8-2
	442F-1		336F-25		336B-8-2
	442G-1		336G-25		336G-8-2
41224-95E01	442H-1	43111-87L20-Y5S	336H-25	43761-88L01-0EP	336H-8-2
	442J-2		336J-21		336A-17
	442K-2		336K-21		336B-17
	336A-21		336A-5-1		336E-17
	336B-21		336B-5-1		336F-17
41224-95E01	336C-17	43111-87L20-Y5S	336C-5	43761-88L01-0EP	336G-17
	336D-17		336D-5		336H-17
	336E-21		336E-5		444A-1
	336F-21		336F-5		444B-1
	336G-21		336G-5-1		444C-1
41224-95E01	336H-21	43111-87L20-Y5S	336H-5-1	43761-88L01-0EP	444D-1
	336J-17		336J-5		570A-58
	336K-17		336K-5		570B-58
	336A-22		336A-5-2		570C-58
	336B-22		336B-5-2		570D-58

PART NO.	FIG.NO.-REF.NO.	PART NO.	FIG.NO.-REF.NO.	PART NO.	FIG.NO.-REF.NO.
43762-88L00	570E-58	43768-88L00	48571-87L00	43770-99E03	48571-87L00-0EP
	570F-58		48572-87L00		401A-1-1
	444A-77		48582-95E01		401B-1-1
	444B-77		48583-95E00		401C-1
	444C-77		48585-95E00		401D-1
43768-88L00	444D-77	43776-87L00	48588-90J00	43776-87L00	401E-1
	570A-59		48611-87L00		401F-1
	570B-59		48862-87J20		401G-1-1
	570C-59		48862-90J21		401H-1-1
	570D-59		48862-92J20		401J-1
43770-99E03	570E-59	43776-87L00	48862-92J30	43776-87L00	401K-1
	570F-59		48864-96J10		401A-2
	444A-78				401B-1-2
	444B-78				401G-1-2
	444C-78				401H-1-2
43776-87L00	444D-78	43776-87L00	570A-60	43776-87L00	401A-2
	570A-60		570B-60		401B-2
	570B-60		570C-60		401C-2
	570C-60		570D-60		401D-2
	570D-60		570E-60		401E-2
43776-87L00	570E-60	43776-87L00	570F-60	43776-87L00	401F-2
	570F-60		444A-75		401G-2
	444A-75		444B-75		401H-2
	444B-75		444C-75		401A-2
	444C-75		444D-75		401B-2
43776-87L00	444D-75	43776-87L00	570A-70	43776-87L00	401C-2
	570A-70		570B-70		401D-2
	570B-70		570C-70		401E-2
	570C-70		570D-70		401F-2
	570D-70		570E-70		401G-2
43776-87L00	570E-70	43776-87L00	570F-70	43776-87L00	401H-2
	444A-73		444B-73		401A-3
	444B-73		444C-73		401B-3
	444C-73		444D-73		401C-3
	444D-73		570A-61		401D-3
43776-87L00	570A-61	43776-87L00	570B-61	43776-87L00	401E-3
	570B-61		570C-61		401F-3
	570C-61		570D-61		401G-3
	570D-61		570E-61		401H-3
	570E-61		570F-61		401A-4
43776-87L00	570F-61	43776-87L00	337A-1	43776-87L00	401B-4
	337A-1		337A-25		401C-4
	337A-25		337A-19		401D-4
	337A-19		337A-21		401E-4
	337A-21		337A-20		401F-4
43776-87L00	337A-20	43776-87L00	337A-2	43776-87L00	401G-4
	337A-2		337A-10		401H-4
	337A-10		337A-6		401J-4
	337A-6				401K-4
					585A-9
43776-87L00		43776-87L00		43776-87L00	401A-4
					401G-1-1
					401B-4
					401C-4
					401D-4
43776-87L00		43776-87L00		43776-87L00	401E-4
					401H-1-1
					401A-4
					401B-4
					401C-4
43776-87L00		43776-87L00		43776-87L00	401D-4
					401E-4
					401F-4
					401G-4
					401H-4
43776-87L00		43776-87L00		43776-87L00	401J-4
					401K-4
					585A-10
					401A-4
					401B-4
43776-87L00		43776-87L00		43776-87L00	401C-4
					401D-4
					401E-4
					401F-4
					401G-4
43776-87L00		43776-87L00		43776-87L00	401H-4
					401J-4
					401K-4
					585A-10
					401A-4
43776-87L00		43776-87L00		43776-87L00	401B-4
					401C-4
					401D-4
					401E-4
					401F-4
43776-87L00		43776-87L00		43776-87L00	401G-4
					401H-4
					401J-4
					401K-4
					585A-10
43776-87L00		43776-87L00		43776-87L00	401A-4
					401B-4
					401C-4
					401D-4
					401E-4
43776-87L00		43776-87L00		43776-87L00	401F-4
					401G-4
					401H-4
					401J-4
					401K-4
43776-87L00		43776-87L00		43776-87L00	585A-10
					401A-4
					401B-4
					401C-4
					401D-4
43776-87L00		43776-87L00		43776-87L00	401E-4
					401F-4
					401G-4
					401H-4
					401J-4
43776-87L00		43776-87L00		43776-87L00	401K-4
					585A-10
					401A-4
					401B-4
					401C-4
43776-87L00		43776-87L00		43776-87L00	401D-4
					401E-4
					401F-4
					401G-4
					401H-4
43776-87L00		43776-87L00		43776-87L00	401J-4
					401K-4
					585A-10
					401A-4
					401B-4
43776-87L00		43776-87L00		43776-87L00	401C-4
					401D-4
					401E-4
					401F-4
					401G-4
43776-87L00		43776-87L00		43776-87L00	401H-4
					401J-4
					401K-4
					585A-10
					401A-4
43776-87L00		43776-87L00		43776-87L00	401B-4
					401C-4
					401D-4
					401E-4
					401F-4
43776-87L00		43776-87L00		43776-87L00	401G-4
					401H-4
					401J-4
					401K-4
					585A-10
43776-87L00		43776-87L00		43776-87L00	401A-4
					401B-4
					401C-4
					401D-4
					401E-4
43776-87L00		43776-87L00		43776-87L00	401F-4
					401G-4
					401H-4
					401J-4
					401K-4
43776-87L00		43776-87L00		43776-87L00	585A-10
					401A-4
					401B-4
					401C-4
					401D-4
43776-87L00		43776-87L00		43776-87L00	401E-4
					401F-4
					401G-4
					401H-4
					401J-4
43776-87L00		43776-87L00		43776-87L00	401K-4
					585A-10
					401A-4
					401B-4
					401C-4
43776-87L00		43776-87L00		43776-87L00	401D-4
					401E-4
					401F-4
					401G-4
					401H-4
43776-87L00		43776-87L00		43776-87L00	401J-4
					401K-4
					585A-10
					401A-4
					401B-4
43776-87L00		43776-87L00		43776-87L00	401C-4
					401D-4
					401E-4
					401F-4
					401G-4
43776-87L00		43776-87L00		43776-87L00	401H-4
					401J-4
					401K-4
					585A-10
					401A-4
43776-87L00		43776-87L00		43776-87L00	401B-4
					401C-4
					401D-4
					401E-4
					401F-4
43776-87L00		43776-87L00		43776-87L00	401G-4
					401H-4
					401J-4
					401K-4
					585A-10
43776-87L00		43776-87L00		43776-87L00	401A-4
					401B-4
					401C-4
					401D-4
					401E-4
43776-87L00					

PART NO.	FIG.NO.-REF.NO.	PART NO.	FIG.NO.-REF.NO.	PART NO.	FIG.NO.-REF.NO.
52131-87L00-0EP	405A-4-1	54130-87L00	401F-24	54166-95J02	405B-13
	405B-4-1		401G-24		405C-13
	405C-4		401H-24		405D-13
	405D-4		401J-24		405E-13
	405E-4		401K-24		405F-13
52131-87L00-Y5S	405F-4	54137-87L00-0EP	401A-25	54167-87L10	405G-13
	405G-4-1		401B-25		405H-13
	405H-4-1		401C-25		405J-13
	405J-4		401D-25		405K-13
	405K-4		401E-25		401A-26
52331-87L00	405A-4-2	54140-87L10	401F-25	54180-88L00	401B-26
	405B-4-2		401G-25		401C-26
	405G-4-2		401H-25		401D-26
	405H-4-2		401J-25		401E-26
	52332-87L10		585A-11		401K-25
54114-90J01	407A-11	54151-87L00	401A-29-1	54211-90J01-0EP	401G-26
	407B-11		401B-29-1		401H-26
	407C-11		401C-29		401J-26
	407D-11		401D-29		401K-26
	407E-11		401E-29		405A-14
54120-87L10	407F-11	54160-87L10	401F-29	55320-94900	405B-14
	407G-11		401G-29-1		405C-14
	407H-11		401H-29-1		405D-14
	407J-11		401J-29		405E-14
	407K-11		401K-29		405F-14
54122-87L00	405A-17	54221-87L00-0EP	401A-29-2	55320-94900	405G-14
	405B-17		401B-29-2		405H-14
	405C-17		401G-29-2		405J-14
	405D-17		401H-29-2		405K-14
	405E-17		401A-32		405A-16
54122-87L00	405F-17	54221-87L00-Y5S	401B-32	55320-94900	405B-16
	405G-17		401C-32		405C-16
	405H-17		401D-32		405D-16
	405J-17		401E-32		405E-16
	405K-17		401F-32		405F-16
54122-87L00	401A-23	54221-87L00-0EP	401G-32	55320-94900	405G-16
	401B-23		401H-32		405H-16
	401C-23		401J-32		405J-16
	401D-23		401K-32		405K-16
	401E-23		405A-12		405A-22
54122-87L00	401F-23	54221-87L00-0EP	405B-12	55320-94900	405B-22
	401G-23		405C-12		405C-22
	401H-23		405D-12		405D-22
	401J-23		405E-12		405E-22
	401K-23		405F-12		405F-22
54122-87L00	401A-24	54221-87L00-0EP	405G-12	55320-94900	405G-22
	401B-24		405H-12		405H-22
	401C-24		405J-12		405J-22
	401D-24		405K-12		405K-22
	401E-24		405A-13		405A-18-1

PART NO.	FIG.NO.-REF.NO.	PART NO.	FIG.NO.-REF.NO.	PART NO.	FIG.NO.-REF.NO.
55110-87L31-Y5S	405B-18-1	55110-87L31-Y5S	407K-1	55125-90J01	407K-1
	405C-18		407A-1-2		407A-4
	405D-18		407B-1-2		407A-4
	405E-18		407G-1-2		407B-4
	405F-18		407H-1-2		407C-4
54211-90J01-Y5S	405G-18-1	54211-90J01-Y5S	407A-4	55321-87J01	111A-7
	405H-18-1		407B-4		140A-6
	405J-18		407C-4		405A-10
	405K-18		407D-4		405B-10
	405A-18-2		407E-4		405C-10
54221-87L00-0EP	405B-18-2	54221-87L00-0EP	407F-4	55127-87D00	405D-10
	405G-18-2		407G-4		405E-10
	405H-18-2		407H-4		405F-10
	405A-19-1		407J-4		405G-10
	405B-19-1		407K-4		405H-10
54221-87L00-Y5S	405C-19	54221-87L00-Y5S	143A-34	55321-87J11	405J-10
	405D-19		143B-34		405K-10
	405E-19		143C-34		407A-8-1
	405F-19		143D-34		407B-8-1
	405G-19-1		143E-34		407C-8-1
54231-87L00-0EP	405H-19-1	54231-87L00-0EP	143F-34	55321-87J11	407D-8-1
	405J-19		143G-34		407E-8-1
	405K-19		143H-34		407F-8-1
	405A-19-2		143J-34		407G-8-1
	405B-19-2		143K-34		407H-8-1
54231-87L00-0EP	405G-19-2	54231-87L00-0EP	407A-12	55321-87J11	407J-8-1
	405H-19-2		407B-12		407K-8-1
	405A-20-1		407C-12		407A-8-2
	405B-20-1		407D-12		407B-8-2
	405C-20		407E-12		407C-8-2
54231-87L00-Y5S	405D-20	54231-87L00-Y5S	407F-12	55321-87J11	407D-8-2
	405E-20		407G-12		407E-8-2
	405F-20		407H-12		407F-8-2
	405G-20-1		407J-12		407G-8-2
	405H-20-1		407K-12		407H-8-2
55110-87L31-0EP	405J-20	55110-87L31-0EP	502A-26	55321-94910	407J-8-2
	405K-20		502B-26		407K-8-2
	405A-20-2		502C-26		335A-5
	405B-20-2		502D-26		335B-5
	405G-20-2		502E-26		335C-5
55110-87L31-0EP	405H-20-2	55110-87L31-0EP	502F-26	55321-94910	335D-5
	407A-1-1		502G-26		335E-5
	407B-1-1		502H-26		335F-5
	407C-1		502J-26		335G-5
	407D-1		502K-26		335H-5
55320-94900	407E-1	55320-94900	335A-8	55333-87L00	335J-5
	407F-1		335B-8		335K-5
	407G-1-1		335C-8		407A-10
	407H-1-1		335D-8		407B-10
	407J-1		335E-8		407C-10

PART NO.	FIG.NO.-REF.NO.	PART NO.	FIG.NO.-REF.NO.	PART NO.	FIG.NO.-REF.NO.
	407D-10		220K-1-2		220K-5
	407E-10	57130-87E02	405A-9	57500-87873	220A-8
	407F-10		405B-9		220B-8
	407G-10		405C-9		220C-8
	407H-10		405D-9		220D-8
	407J-10		405E-9		220E-8
	407K-10		405F-9		220F-8
56120-87L30-0EP	220A-24-1		405G-9		220G-8
	220B-24-1		405H-9		220H-8
	220C-24		405J-9		220J-8
	220D-24		405K-9		220K-8
	220E-24	57133-87L01	220A-2	57500-87882	220A-13
	220F-24		220B-2		220B-13
	220G-24-1		220C-2		220C-13
	220H-24-1		220D-2		220D-13
	220J-24		220E-2		220E-13
	220K-24		220F-2		220F-13
56120-87L30-Y5S	220A-24-2		220G-2		220G-13
	220B-24-2		220H-2		220H-13
	220G-24-2		220J-2		220J-13
	220H-24-2		220K-2		220K-13
56130-87L01	220A-30	57134-87L00	220A-34	57610-87L00	220A-15
	220B-30		220B-34		220B-15
	220C-30		220C-34		220C-15
	220D-30		220D-34		220D-15
	220E-30		220E-34		220E-15
	220F-30		220F-34		220F-15
	220G-30		220G-34		220G-15
	220H-30		220H-34		220H-15
	220J-30		220J-34		220J-15
	220K-30		220K-34		220K-15
57110-87L20	220A-1-1	57135-87L00	220A-35	57621-87L10	220A-16
	220B-1-1		220B-35		220B-16
	220C-1-1		220C-35		220C-16
	220D-1-1		220D-35		220D-16
	220E-1-1		220E-35		220E-16
	220F-1-1		220F-35		220F-16
	220G-1-1		220G-35		220G-16
	220H-1-1		220H-35		220H-16
	220J-1-1		220J-35		220J-16
	220K-1-1		220K-35		220K-16
57110-87L30	220A-1-2	57300-87880	220A-5	57630-90J00	407A-29
	220B-1-2		220B-5		407B-29
	220C-1-2		220C-5		407C-29
	220D-1-2		220D-5		407D-29
	220E-1-2		220E-5		407E-29
	220F-1-2		220F-5		407F-29
	220G-1-2		220G-5		407G-29
	220H-1-2		220H-5		407H-29
	220J-1-2		220J-5		407J-29

PART NO.	FIG.NO.-REF.NO.	PART NO.	FIG.NO.-REF.NO.	PART NO.	FIG.NO.-REF.NO.
	407K-29		407K-20-2		407K-20-7
57631-87L00	220A-17	58100-87LC0-019	407A-20-3	58100-90JB0-019	407A-20-8
	220B-17		407B-20-3		407B-20-8
	220C-17		407C-20-3		407C-20-8
	220D-17		407D-20-3		407D-20-8
	220E-17		407E-20-3		407E-20-8
	220F-17		407F-20-3		407F-20-8
	220G-17		407G-20-3		407G-20-8
	220H-17		407H-20-3		407H-20-8
	220J-17		407J-20-3		407J-20-8
	220K-17		407K-20-3		407K-20-8
57632-87L01	407A-24	58100-87LD0-019	407A-20-4	58100-90JC0-019	407A-20-9
	407B-24		407B-20-4		407B-20-9
	407C-24		407C-20-4		407C-20-9
	407D-24		407D-20-4		407D-20-9
	407E-24		407E-20-4		407E-20-9
	407F-24		407F-20-4		407F-20-9
	407G-24		407G-20-4		407G-20-9
	407H-24		407H-20-4		407H-20-9
	407J-24		407J-20-4		407J-20-9
	407K-24		407K-20-4		407K-20-9
57633-90J02	407A-25	58100-87LE0-019	407A-20-5	58100-90JD0-019	407A-20-10
	407B-25		407B-20-5		407B-20-10
	407C-25		407C-20-5		407C-20-10
	407D-25		407D-20-5		407D-20-10
	407E-25		407E-20-5		407E-20-10
	407F-25		407F-20-5		407F-20-10
	407G-25		407G-20-5		407G-20-10
	407H-25		407H-20-5		407H-20-10
	407J-25		407J-20-5		407J-20-10
	407K-25		407K-20-5		407K-20-10
58100-87LA0-019	407A-20-1	58100-87LF0-019	407A-20-6	58100-90JE0-019	407A-20-11
	407B-20-1		407B-20-6		407B-20-11
	407C-20-1		407C-20-6		407C-20-11
	407D-20-1		407D-20-6		407D-20-11
	407E-20-1		407E-20-6		407E-20-11
	407F-20-1		407F-20-6		407F-20-11
	407G-20-1		407G-20-6		407G-20-11
	407H-20-1		407H-20-6		407H-20-11
	407J-20-1		407J-20-6		407J-20-11
	407K-20-1		407K-20-6		407K-20-11
58100-87LB0-019	407A-20-2	58100-90JA0-019	407A-20-7	58105-90J00	407A-21
	407B-20-2		407B-20-7		407B-21
	407C-20-2		407C-20-7		407C-21
	407D-20-2		407D-20-7		407D-21
	407E-20-2		407E-20-7		407E-21
	407F-20-2		407F-20-7		407F-21
	407G-20-2		407G-20-7		407G-21
	407H-20-2		407H-20-7		407H-21
	407J-20-2		407J-20-7		407J-21

PART NO.	FIG.NO.-REF.NO.	PART NO.	FIG.NO.-REF.NO.	PART NO.	FIG.NO.-REF.NO.
58120-90J00	407K-21	58200-92J40	407K-22-4	58200-92J90	407K-20-16
	407A-23		407A-20-12		407A-20-17
	407B-23		407B-20-12		407B-20-17
	407C-23		407C-20-12		407C-20-17
	407D-23		407D-20-12		407D-20-17
58200-90J00	407E-23	58200-92J50	407E-20-12	60000	407E-20-17
	407F-23		407F-20-12		407F-20-17
	407G-23		407G-20-12		407G-20-17
	407H-23		407H-20-12		407H-20-17
	407J-23		407J-20-12		407J-20-17
	407K-23		407K-20-12		407K-20-17
	407A-22-1		407A-20-13		
	407B-22-1		407B-20-13		
	407C-22-1		407C-20-13		
	407D-22-1		407D-20-13		
407E-22-1	407E-20-13				
58200-90J10	407F-22-1	58200-92J60	407F-20-13	61112-99E01	410A-1
	407G-22-1		407G-20-13		410B-1
	407H-22-1		407H-20-13		410C-1
	407J-22-1		407J-20-13		410D-1
	407K-22-1		407K-20-13		410E-1
	407A-22-2		407A-20-14		410F-1
	407B-22-2		407B-20-14		410G-1
	407C-22-2		407C-20-14		410H-1
	407D-22-2		407D-20-14		410J-1
	407E-22-2		407E-20-14		410K-1
58200-90J20	407F-22-2	58200-92J70	407F-20-14	61124-87L00	410A-29
	407G-22-2		407G-20-14		410B-29
	407H-22-2		407H-20-14		410C-29
	407J-22-2		407J-20-14		410D-29
	407K-22-2		407K-20-14		410E-29
	407A-22-3		407A-20-15		410F-29
	407B-22-3		407B-20-15		410G-29
	407C-22-3		407C-20-15		410H-29
	407D-22-3		407D-20-15		410J-29
	407E-22-3		407E-20-15		410K-29
58200-90J30	407F-22-3	58200-92J80	407F-20-15	61134-87L00	410A-2
	407G-22-3		407G-20-15		410B-2
	407H-22-3		407H-20-15		410C-2
	407J-22-3		407J-20-15		410D-2
	407K-22-3		407K-20-15		410E-2
	407A-22-4		407A-20-16		410F-2
	407B-22-4		407B-20-16		410G-2
	407C-22-4		407C-20-16		410H-2
	407D-22-4		407D-20-16		410J-2
	407E-22-4		407E-20-16		410K-2

PART NO.	FIG.NO.-REF.NO.	PART NO.	FIG.NO.-REF.NO.	PART NO.	FIG.NO.-REF.NO.
61400-87Y80-0EP	420A-1-1	61435-87LA0	420B-12-2	61471-98J00	420G-14
	420B-1-1		420B-13-2		420H-14
	420C-1		420G-12-2		420J-14
	420D-1		420G-13-2		420K-14
	420E-1		420H-12-2		420A-16
61439-87L00	420F-1	61439-87L00	420H-13-2	61472-88L00	420B-16
	420G-1-1		420A-3		420C-16
	420H-1-1		420B-3		420D-16
	420J-1		420C-3		420E-16
	420K-1		420D-3		420F-16
	420A-1-2		420E-3		420G-16
	420B-1-2		420F-3		420H-16
	420G-1-2		420G-3		420J-16
	420H-1-2		420H-3		420K-16
	420E-12		420J-3		
420F-12	420K-3				
61422-87L70	420G-12-1	61443-87L20	420A-9-1	61476-87L00	136A-6
	420H-12-1		420B-9-1		420A-5
	420J-12		420C-9		420C-5
	420K-12		420D-9		420D-5
	420A-12-1		420E-9		420E-5
61422-87L80	420B-12-1	61443-87L30	420F-9	61494-87L01	420F-5
	420C-12		420G-9-1		420G-5
	420D-12		420H-9-1		420H-5
	420A-2-1		420J-9		420J-5
	420B-2-1		420K-9		420K-5
61431-87L21-0EP	420C-2	61443-87L30	420A-9-2	61610-93J00	136A-8
	420D-2		420B-9-2		420A-6
	420E-2		420C-9-2		420B-6
	420F-2		420G-9-2		420C-6
	420G-2-1		420H-9-2		420D-6
	420H-2-1		420A-10-1		420E-6
	420J-2		420B-10-1		420F-6
	420K-2		420C-10		420G-6
	420A-2-2		420D-10		420H-6
	420B-2-2		420E-10		420J-6
61435-87L60	420G-2-2	61453-87L20	420F-10	61632-93J00	420K-6
	420H-2-2		420G-10-1		410A-17
	420E-13		420H-10-1		410B-17
	420F-13		420J-10		410C-17
	420G-13-1		420K-10		410D-17
61435-87L70	420A-13-1	61453-87L30	420A-10-2	61633-87L00	410E-17
	420H-13-1		420B-10-2		410F-17
	420J-13		420G-10-2		410G-17
	420K-13		420H-10-2		410H-17
	420A-13-1		420A-14		410J-17
61435-87L80	420B-13-1	61458-90J00	420B-14	61633-87L00	410K-17
	420C-13		420C-14		410A-20
	420D-13		420D-14		410B-20
	420A-12-2		420E-14		410C-20
	420A-13-2		420F-14		410D-20

PART NO.	FIG.NO.-REF.NO.	PART NO.	FIG.NO.-REF.NO.	PART NO.	FIG.NO.-REF.NO.
	410E-20	61821-87L21-0EP	410A-4-1		444C-64
	410F-20		410B-4-1		444D-64
	410G-20		410C-4		570A-79
	410H-20		410D-4		570B-79
	410J-20		410E-4		570C-79
61641-87L00	410K-20		410F-4	63115-88L00	570D-79
	410A-18		410G-4-1		570E-79
	410B-18		410H-4-1		570F-79
	410C-18		410J-4		444A-69
	410D-18		410K-4		444B-69
	410E-18	61821-87L21-Y5S	410A-4-2		444C-69
	410F-18		410B-4-2		444D-69
	410G-18		410G-4-2		570A-66
	410H-18		410H-4-2		570B-66
	410J-18	61827-87L00	410A-9		570C-66
61645-87L00	410K-18		410B-9	63121-88L00	570D-66
	410A-21		410C-9		570E-66
	410B-21		410D-9		570F-66
	410C-21		410E-9		444A-16
	410D-21		410F-9		444B-16
	410E-21		410G-9		444C-16
	410F-21		410H-9		444D-16
	410G-21		410J-9		570A-15
	410H-21		410K-9		570B-15
	410J-21	61831-87L20-0EP	410A-11-1		570C-15
61673-93J11	410K-21		410B-11-1	63132-88L00	570D-15
	410A-22		410C-11		570E-15
	410B-22		410D-11		570F-15
	410C-22		410E-11		444A-76
	410D-22		410F-11		444B-76
	410E-22		410G-11-1		444C-76
	410F-22		410H-11-1		444D-76
	410G-22		410J-11		570A-71
	410H-22		410K-11		570B-71
	410J-22	61831-87L20-Y5S	410A-11-2		570C-71
	410K-22		410B-11-2		570D-71
61811-87L20-0EP	410A-3-1		410G-11-2		570E-71
	410B-3-1		410H-11-2		570F-71
	410C-3	63002-87L12-0EP	570A-1	63210-88L00	444A-17
	410D-3		570B-1		444B-17
	410E-3		570C-1		444C-17
	410F-3		570D-1		444D-17
	410G-3-1		570E-1		570A-16
	410H-3-1		570F-1		570B-16
	410J-3	63110-87L11-0EP	444A-2		570C-16
	410K-3		444B-2		570D-16
61811-87L20-Y5S	410A-3-2		444C-2		570E-16
	410B-3-2		444D-2		570F-16
	410G-3-2	63111-88L00-0EP	444A-64	63215-93110	444A-72
	410H-3-2		444B-64		444B-72

PART NO.	FIG.NO.-REF.NO.	PART NO.	FIG.NO.-REF.NO.	PART NO.	FIG.NO.-REF.NO.
	444C-72		444C-22		444C-31
	444D-72		444D-22		444D-31
	570A-68		570A-21		570A-30
	570B-68		570B-21		570B-30
	570C-68		570C-21		570C-30
	570D-68		570D-21		570D-30
63221-88L00	570E-68	63244-99J00	570E-21	63250-88L00	570E-30
	570F-68		570F-21		570F-30
	444A-18		444A-53		444A-24
	444B-18		444B-53		444B-24
	444C-18		444C-53		444C-24
	444D-18		444D-53		444D-24
	570A-17		570A-52		570A-23
	570B-17		570B-52		570B-23
	570C-17		570C-52		570C-23
	570D-17		570D-52		570D-23
	570E-17		570E-52		570E-23
	570F-17		570F-52		570F-23
63223-92D00	444A-19	63245-99J00	444A-54	63251-87J00	444A-25
	444B-19		444B-54		444B-25
	444C-19		444C-54		444C-25
	444D-19		444D-54		444D-25
	570A-18		570A-53		570A-24
	570B-18		570B-53		570B-24
	570C-18		570C-53		570C-24
	570D-18		570D-53		570D-24
	570E-18		570E-53		570E-24
	570F-18		570F-53		570F-24
63225-88L00	444A-20	63246-88L00	444A-23	63251-88L90	444A-57
	444B-20		444B-23		444B-57
	444C-20		444C-23		444C-57
	444D-20		444D-23		444D-57
	570A-19		570A-22		570A-72
	570B-19		570B-22		570B-72
	570C-19		570C-22		570C-72
	570D-19		570D-22		570D-72
	570E-19		570E-22		570E-72
	570F-19		570F-22		570F-72
63227-93200	444A-21	63247-99J00	444A-63	63258-88L00	444A-60
	444B-21		444B-63		444B-60
	444C-21		444C-63		444C-60
	444D-21		444D-63		444D-60
	570A-20		570A-78		570A-75
	570B-20		570B-78		570B-75
	570C-20		570C-78		570C-75
	570D-20		570D-78		570D-75
	570E-20		570E-78		570E-75
	570F-20		570F-78		570F-75
63235-88L00	444A-22	63248-99J00	444A-31	63260-88L00	444A-26
	444B-22		444B-31		444B-26

PART NO.	FIG.NO.-REF.NO.	PART NO.	FIG.NO.-REF.NO.	PART NO.	FIG.NO.-REF.NO.
	444C-26		444C-28		444C-55
	444D-26		444D-28		444D-55
	570A-25		570A-27		570A-54
	570B-25		570B-27		570B-54
	570C-25		570C-27		570C-54
	570D-25		570D-27		570D-54
	570E-25		570E-27		570E-54
	570F-25		570F-27		570F-54
63261-87J00	444A-32	63274-87J00	444A-33	63626-88L00	444A-36
	444B-32		444B-33		444B-36
	444C-32		444C-33		444C-36
	444D-32		444D-33		444D-36
	570A-31		570A-32		570A-35
	570B-31		570B-32		570B-35
	570C-31		570C-32		570C-35
	570D-31		570D-32		570D-35
	570E-31		570E-32		570E-35
	570F-31		570F-32		570F-35
63262-87J00	444A-29	63610-87J00	444A-34	65000-95D01	432A-1
	444B-29		444B-34	65520-95D01	432A-2
	444C-29		444C-34	65561-95D00	432A-3
	444D-29		444D-34	65700-90J14	432A-11
	570A-28		570A-33	65740-95D01	432A-7
	570B-28		570B-33	65750-955L0	432A-12
	570C-28		570C-33	65770-90J11	432A-13
	570D-28		570D-33	65831-95D00	432A-4
	570E-28		570E-33	65890-95D00	432A-5
	570F-28		570F-33	65892-95D00	432A-6
63271-87J00	444A-30	63611-88L00	444A-43	67200-93J13	544A-1
	444B-30		444B-43		544B-1
	444C-30		444C-43		544C-1
	444D-30		444D-43		544D-1
	570A-29		570A-42		544E-1
	570B-29		570B-42		544F-1
	570C-29		570C-42		545A-1
	570D-29		570D-42		545B-1
	570E-29		570E-42		545C-1
	570F-29		570F-42		545D-1
63272-87J00	444A-27	63612-87J00	444A-44		545E-1
	444B-27		444B-44		545F-1
	444C-27		444C-44	67200-93J50	508A-1
	444D-27		444D-44		508B-1
	570A-26		570A-43		508C-1
	570B-26		570B-43		508D-1
	570C-26		570C-43		508E-1
	570D-26		570D-43		508F-1
	570E-26		570E-43	67211-93J00	544A-27
	570F-26		570F-43		544B-27
63273-87J00	444A-28	63612-88L10	444A-55		544C-27
	444B-28		444B-55		544D-27

PART NO.	FIG.NO.-REF.NO.	PART NO.	FIG.NO.-REF.NO.	PART NO.	FIG.NO.-REF.NO.
	544E-27	67226-92E10	545A-16		545C-28
67212-95600	544F-27		545B-16		545D-28
	508A-14		545C-16		545E-28
	508B-14		545D-16		545F-28
	508C-14		545E-16	67233-92E00	545A-26
	508D-14		545F-16		545B-26
	508E-14	67227-92E00	545A-24		545C-26
	508F-14		545B-24		545D-26
67220-95630	508A-16		545C-24		545E-26
	508B-16		545D-24		545F-26
	508C-16		545E-24	67234-92E00	545A-22
	508D-16		545F-24		545B-22
	508E-16	67228-92E00	545A-18		545C-22
	508F-16		545B-18		545D-22
67221-92E00	545A-8		545C-18		545E-22
	545B-8		545D-18		545F-22
	545C-8		545E-18	67235-92E00	545A-27
	545D-8		545F-18		545B-27
	545E-8	67229-95600	508A-18		545C-27
	545F-8		508B-18		545D-27
67222-92E00	545A-2		508C-18		545E-27
	545B-2		508D-18		545F-27
	545C-2		508E-18	67236-92E00	545A-32
	545D-2		508F-18		545B-32
	545E-2	67230-92E00	545A-20		545C-32
	545F-2		545B-20		545D-32
67223-92E00	545A-3		545C-20		545E-32
	545B-3		545D-20		545F-32
	545C-3		545E-20	67237-92E01	545A-33
	545D-3		545F-20		545B-33
	545E-3	67231-92E00	545A-41		545C-33
	545F-3		545B-41		545D-33
67223-99E10	508A-17		545C-41		545E-33
	508B-17		545D-41		545F-33
	508C-17		545E-41	67238-87D00	508A-20
	508D-17		545F-41		508B-20
	508E-17	67232-95600	508A-19		508C-20
	508F-17		508B-19		508D-20
67224-92E00	545A-9		508C-19		508E-20
	545B-9		508D-19		508F-20
	545C-9		508E-19	67238-92E00	545A-34
	545D-9		508F-19		545B-34
	545E-9		545A-42		545C-34
	545F-9		545B-42		545D-34
67226-92E00	545A-15		545C-42		545E-34
	545B-15		545D-42		545F-34
	545C-15		545E-42	67239-92E00	545A-35
	545D-15		545F-42		545B-35
	545E-15	67232-95620	545A-28		545C-35
	545F-15		545B-28		545D-35



PART NO.	FIG.NO.-REF.NO.	PART NO.	FIG.NO.-REF.NO.	PART NO.	FIG.NO.-REF.NO.
67239-92E10	545E-35	67245-95600	508A-24		508C-27
	545F-35		508B-24		508D-27
	545A-45		508C-24		508E-27
	545B-45		508D-24		508F-27
	545C-45		508E-24		545A-40
67240-92E00	545D-45	67246-92E00	508F-24		545B-40
	545E-45		545A-36		545C-40
	545F-45		545B-36		545D-40
	545A-17		545C-36		545E-40
	545B-17		545D-36		545F-40
67241-92E10	545C-17	67251-93J00	545E-36	67255-99E10	508A-28
	545D-17		545F-36		508B-28
	545E-17		544A-12		508C-28
	545F-17		544B-12		508D-28
	545A-43		544C-12		508E-28
67241-99E10	545B-43	67251-99E20	544D-12	67256-95600	508F-28
	545C-43		544E-12		508A-29
	545D-43		544F-12		508B-29
	545E-43		508A-25		508C-29
	545F-43		508B-25		508D-29
67243-92E00	508A-21	67252-92E10	508C-25	67257-92E00	508E-29
	508B-21		508D-25		508F-29
	508C-21		508E-25		544A-11
	508D-21		508F-25		544B-11
	508E-21		545A-39		544C-11
67243-95600	508F-21	67252-95600	545B-39	67257-99E10	544D-11
	545A-44		545C-39		544E-11
	545B-44		545D-39		544F-11
	545C-44		545E-39		508A-30
	545D-44		545F-39		508B-30
67244-95600	545E-44	67253-92E00	508A-26	67258-99E00	508C-30
	545F-44		508B-26		508D-30
	508A-22		508C-26		508E-30
	508B-22		508D-26		508F-30
	508C-22		508E-26		508A-31
67244-95600	508D-22	67253-92E00	508F-26	67259-87D00	508B-31
	508E-22		544A-15		508C-31
	508F-22		544B-15		508D-31
	508A-23		544C-15		508E-31
	508B-23		544D-15		508F-31
67245-92E00	508C-23	67253-92E10	544E-15	67261-93J00	508A-32
	508D-23		544F-15		508B-32
	508E-23		545A-38		508C-32
	508F-23		545B-38		508D-32
	545A-23		545C-38		508E-32
67245-92E00	545B-23	67253-95600	545D-38		508F-32
	545C-23		545E-38		544A-2
	545D-23		545F-38		544B-2
	545E-23		508A-27		544C-2
	545F-23		508B-27		544D-2

PART NO.	FIG.NO.-REF.NO.	PART NO.	FIG.NO.-REF.NO.	PART NO.	FIG.NO.-REF.NO.
67261-99E10	544E-2	67274-92E00	544A-22	67288-92E00	544C-20
	544F-2		544B-22		544D-20
	508A-33		544C-22		544E-20
	508B-33		544D-22		544F-20
	508C-33		544E-22		545A-4
67263-93J00	508D-33	67275-95600	544F-22	67288-92E10	545B-4
	508E-33		544A-24		545C-4
	508F-33		544B-24		545D-4
	544A-3		544C-24		545E-4
	544B-3		544D-24		545F-4
67264-95600	544C-3	67281-93J00	544E-24	67288-92E20	545A-6
	544D-3		544F-24		545B-6
	544E-3		508A-38		545C-6
	544F-3		508B-38		545D-6
	508A-35		508C-38		545E-6
67267-93J00	508B-35	67269-92E00	508D-38	67288-92E30	545F-6
	508C-35		508E-38		544A-7
	508D-35		508F-38		544B-7
	508E-35		544A-21		544C-7
	508F-35		544B-21		544D-7
67269-92E00	508A-36	67281-93J00	544C-21	67288-92E40	544E-7
	508B-36		544D-21		544F-7
	508C-36		544E-21		544A-14
	508D-36		544F-21		544B-14
	508E-36		544A-17		544C-14
67271-92E00	508F-36	67282-94L00	544B-17	67291-92E00	544D-14
	545A-29		544C-17		544E-14
	545B-29		544D-17		544F-14
	545C-29		544E-17		544A-10
	545D-29		544F-17		544B-10
67273-92E00	545E-29	67284-94L00	508A-52	67291-92E10	544C-10
	545F-29		508B-52		544D-10
	544A-26		508C-52		544E-10
	544B-26		508D-52		544F-10
	544C-26		508E-52		545A-7
67273-92E00	544D-26	67286-92E00	508F-52	67291-92E10	545B-7
	544E-26		508A-53		545C-7
	544F-26		508B-53		545D-7
	544A-23		508C-53		545E-7
	544B-23		508D-53		545F-7
67273-95600	544C-23	67287-92E00	544D-23	67292-87J00	545A-37
	544E-23		544A-19		545B-37
	544F-23		545B-19		545C-37
	508A-37		545C-19		545D-37
	508B-37		545D-19		545E-37
67273-95600	508C-37	67287-92E00	545E-19		545F-37
	508D-37		545F-19		444A-37
	508E-37		544A-20		444B-37
	508F-37		544B-20		444C-37
					444D-37

PART NO.	FIG.NO.-REF.NO.	PART NO.	FIG.NO.-REF.NO.	PART NO.	FIG.NO.-REF.NO.
	570A-36		545B-13		544C-9
	570B-36		545B-30		544C-28
	570C-36		545C-13		544D-9
	570D-36		545C-30		544D-28
	570E-36		545D-13		544E-9
67292-94300	570F-36		545D-30	67296-94300	544E-28
	508A-39		545E-13		544F-9
	508B-39		545E-30		544F-28
	508C-39		545F-13		508A-42
	508D-39		545F-30		508B-42
	508E-39	67296-90J00	508A-41		508C-42
	508F-39		508B-41		508D-42
	545A-5		508C-41		508E-42
	545B-5		508D-41		508F-42
	545C-5		508E-41	67296-94310	508A-34
	545D-5		508F-41		508B-34
67294-92E00	545E-5	67296-92E11	508A-15		508C-34
	545F-5		508B-15		508D-34
	545A-10		508C-15		508E-34
	545B-10		508D-15		508F-34
	545C-10		508E-15	67296-95600	508A-43
	545D-10		508F-15		508B-43
	545E-10		545A-12		508C-43
	545F-10		545B-12		508D-43
67294-95600	508A-40		545C-12		508E-43
	508B-40		545D-12		508F-43
	508C-40		545E-12	67296-95610	508A-44
	508D-40		545F-12		508B-44
	508E-40	67296-92E20	545A-14		508C-44
	508F-40		545B-14		508D-44
67295-92E00	544A-8		545C-14		508E-44
	544B-8		545D-14		508F-44
	544C-8		545E-14		544A-25
	544D-8		545F-14		544B-25
	544E-8	67296-92E30	544A-18		544C-25
	544F-8		544B-18		544D-25
67295-92E10	544A-5		544C-18		544E-25
	544B-5		544D-18		544F-25
	544C-5		544E-18	67297-95600	508A-45
	544D-5		544F-18		508B-45
	544E-5	67296-92E60	544A-13		508C-45
	544F-5		544B-13		508D-45
67296-88D10	544A-6		544C-13		508E-45
	544B-6		544D-13		508F-45
	544C-6		544E-13	67341-87L00	410A-31
	544D-6		544F-13		410B-31
	544E-6	67296-92E70	544A-9		410C-31
	544F-6		544A-28		410D-31
	545A-13		544B-9		410E-31
	545A-30		544B-28		410F-31

PART NO.	FIG.NO.-REF.NO.	PART NO.	FIG.NO.-REF.NO.	PART NO.	FIG.NO.-REF.NO.
	410G-31		544F-29		442F-6
	410H-31	67700-87L01	442C-1		442G-6
	410J-31		442D-1		442H-6
	410K-31		442J-1		442J-7
67345-87L00	410A-33		442K-1		442K-7
	410B-33	67701-87L01	442A-2	68110-87L00	420A-18
	410C-33		442B-2		420B-18
	410D-33		442C-3		420C-18
	410E-33		442D-3		420D-18
	410F-33		442E-2		420E-18
	410G-33		442F-2		420F-18
	410H-33		442G-2		420G-18
	410J-33		442H-2		420H-18
	410K-33		442J-3		420J-18
67346-87L00	410A-34		442K-3		420K-18
	410B-34	67721-87L00	442A-3	68111-18G20	420A-11
	410C-34		442B-3		420B-11
	410D-34		442C-4		420C-11
	410E-34		442D-4		420D-11
	410F-34		442E-3		420E-11
	410G-34		442F-3		420F-11
	410H-34		442G-3		420G-11
	410J-34		442H-3		420H-11
	410K-34		442J-4		420J-11
67350-87L00	410A-36		442K-4		420K-11
	410B-36	67725-99E10	442A-4	69711-93E10	136A-7
	410C-36		442B-4		
	410D-36		442C-5		
	410E-36		442D-5		
	410F-36		442E-4		
	410G-36		442F-4		
	410H-36		442G-4		
	410J-36		442H-4		
	410K-36		442J-5		
67467-89J01	442A-7		442K-5		
	442B-7	67726-99E00	442A-5	77811-54GB0-0PG	508A-46
	442C-8		442B-5		508B-46
	442D-8		442C-6		508C-46
	442E-7		442D-6		508D-46
	442F-7		442E-5		508E-46
	442G-7		442F-5		508F-46
	442H-7		442G-5		
	442J-8		442H-5		
	442K-8		442J-6		
67500-93J00	519A-1		442K-6		
	544A-29	67728-99E00	442A-6		
	544B-29		442B-6		
	544C-29		442C-7		
	544D-29		442D-7		
	544E-29		442E-6		

PART NO.	FIG.NO.-REF.NO.	PART NO.	FIG.NO.-REF.NO.	PART NO.	FIG.NO.-REF.NO.
99011-87L40-054	420A-17-1		143E-33	01550-0612A	121A-6
	420E-17-1		143F-33		121B-6
	420G-17-1		143G-33		121C-6
99011-87L40-059	420A-17-2		143H-33		121D-6
	420B-17		143J-33		121E-6
	420C-17		143K-33		121F-6
	420D-17		146A-18		121G-6
	420E-17-2		180A-20		121H-6
	420F-17		180B-20		121J-6
	420G-17-2		180C-20		121K-6
	420H-17		180D-20	01550-06167	146A-9
	420J-17		180E-20		163A-4
	420K-17		180F-20		163B-4
			180G-20		163C-4
			180H-20		163D-4
			180J-20		163E-4
			180K-20		163F-4
			303A-11		163G-4
			322A-24		163H-4
			322A-32		163J-4
					163K-4
01421-08257	122A-4		326A-5		163K-4
01547-06167	303A-9		326A-13		301A-22
01547-06207	310A-9		326B-5		410A-32
01547-06257	111A-19		326B-13		410B-32
01547-06457	111A-20		326C-5		410C-32
01550-05107	410A-27		326C-13		410D-32
	410B-27		326D-5		410E-32
	410C-27		326D-13		410F-32
	410D-27		326E-5		410G-32
	410E-27		326E-13		410H-32
	410F-27		326F-5		410J-32
	410G-27		326F-13		410K-32
	410H-27		326G-5		420A-4
	410J-27		326G-13		420B-4
	410K-27		326H-5		420C-4
01550-05167	410A-28		326H-13		420D-4
	410B-28		326J-5		420E-4
	410C-28		326J-13		420F-4
	410D-28		326K-5		420G-4
	410E-28		326K-13		420H-4
	410F-28		420A-8		420J-4
	410G-28		420B-8		420K-4
	410H-28		420C-8	01550-0616A	175A-7
	410J-28		420D-8	01550-06207	111A-28
	410K-28		420E-8		401A-15
01550-06127	113A-12		420F-8		401B-15
	143A-33		420G-8		401C-15
	143B-33		420H-8		401D-15
	143C-33		420J-8		401E-15
	143D-33		420K-8		401F-15

00000

PART NO.	FIG.NO.-REF.NO.	PART NO.	FIG.NO.-REF.NO.	PART NO.	FIG.NO.-REF.NO.
	401G-15		163K-5	01550-08407	111A-12
	401H-15	01550-08207	111A-9		113A-9
	401J-15		113A-2	01550-08457	122A-6
	401K-15		140A-8	01570-06127	410A-38
01550-0620A	119A-12		301A-23		410B-38
01550-06257	146A-2		410A-10		410C-38
	310A-2		410B-10		410D-38
	310A-5		410C-10		410E-38
01550-06307	136A-2		410D-10		410F-38
	140A-3		410E-10		410G-38
	162A-7		410F-10		410H-38
	162B-7		410G-10		410J-38
	162C-7		410H-10		410K-38
	162D-7		410J-10	02112-0408A	143A-15
	162E-7		410K-10		143C-15
	162F-7	01550-08257	144A-12		143E-15
	162G-7		144B-12		143G-15
	162H-7		144C-12		143J-15
	162J-7		144D-12		111A-22
	162K-7		144E-12	02112-0612A	122A-9
01550-06357	163A-14		144F-12	02142-0408B	143A-24
	163B-14		144G-12		143C-24
	163C-14		144H-12		143E-24
	163D-14		144J-12		143G-24
	163E-14		144K-12		143J-24
	163F-14	01550-0825A	119A-6		322A-23
	163G-14		401A-22	02142-06167	315A-4
	163H-14		401B-22	02162-05207	502A-25
	163J-14		401C-22	03112-0630B	502B-25
	163K-14		401D-22		502C-25
01550-06407	204A-11		401E-22		502D-25
01550-06507	163A-3		401F-22		502E-25
	163B-3		401G-22		502F-25
	163C-3		401H-22		502G-25
	163D-3		401J-22		502H-25
	163E-3		401K-22		502J-25
	163F-3	01550-08307	122A-5		502K-25
	163G-3		163A-15	03121-0516A	530A-28
	163H-3		163B-15		530B-28
	163J-3		163C-15		530C-28
	163K-3		163D-15		530D-28
01550-06557	163A-5		163E-15		530E-28
	163B-5		163F-15		530F-28
	163C-5		163G-15	03122-05165	530A-14
	163D-5		163H-15		530B-14
	163E-5		163J-15		530C-14
	163F-5		163K-15		530D-14
	163G-5		175A-13		530E-14
	163H-5	01550-08357	301A-24		530F-14
	163J-5	01550-0835A	119A-9	03522-05169	444A-62

PART NO.	FIG.NO.-REF.NO.	PART NO.	FIG.NO.-REF.NO.	PART NO.	FIG.NO.-REF.NO.
	444B-62		220J-21		335G-10-1
	444C-62		220K-21		335H-10-1
	444D-62	06111-11004	220A-22		335J-10-1
	570A-77		220B-22		335K-10-1
	570B-77		220C-22	09103-06093	315A-13
	570C-77		220D-22	09103-06211	303A-12
	570D-77		220E-22	09103-06220	175A-2
	570E-77		220F-22	09103-06266	111A-2
	570F-77		220G-22	09103-06281	111A-8
03542-06209	136A-4		220H-22		140A-7
04211-11129	401A-8		220J-22		144A-6
	401A-9		220K-22		144B-6
	401B-8	08113-60087	220A-28		144C-6
	401B-9		220B-28		144D-6
	401C-8		220C-28		144E-6
	401C-9		220D-28		144F-6
	401D-8		220E-28		144G-6
	401D-9		220F-28		144H-6
	401E-8		220G-28		144J-6
	401E-9		220H-28		144K-6
	401F-8		220J-28		405A-11
	401F-9		220K-28		405B-11
	401G-8	08310-00067	322A-17		405C-11
	401G-9	08316-10087	122A-7		405D-11
	401H-8		322A-2		405E-11
	401H-9	08321-01067	322A-18		405F-11
	401J-8	08331-41359	204A-23		405G-11
	401J-9	08332-1107A	206A-4		405H-11
	401K-8	09100-08232	508A-47		405J-11
	401K-9		508B-47		405K-11
04211-13189	111A-13		508C-47		407A-9
04221-04089	116A-6		508D-47		407B-9
04221-05109	121A-7		508E-47		407C-9
	121B-7		508F-47		407D-9
	121C-7	09100-12090	335A-10-2		407E-9
	121D-7		335B-10-2		407F-9
	121E-7		335C-10-2		407G-9
	121F-7		335D-10-2		407H-9
	121G-7		335E-10-2		407J-9
	121H-7		335F-10-2		407K-9
	121J-7		335G-10-2	09103-16004	303A-2
	121K-7		335H-10-2	09106-05030	303A-7
06111-07004	220A-21		335J-10-2	09108-10115	405A-5
	220B-21		335K-10-2		405B-5
	220C-21	09100-12091	335A-10-1		405C-5
	220D-21		335B-10-1		405D-5
	220E-21		335C-10-1		405E-5
	220F-21		335D-10-1		405F-5
	220G-21		335E-10-1		405G-5
	220H-21		335F-10-1		405H-5

PART NO.	FIG.NO.-REF.NO.	PART NO.	FIG.NO.-REF.NO.	PART NO.	FIG.NO.-REF.NO.
	405J-5		410B-19		401K-5
09108-10156	405K-5		410C-19	09116-08137	335A-6
	336A-18		410D-19		335B-6
	336B-18		410E-19		335C-6
	336E-18		410F-19		335D-6
	336F-18		410G-19		335E-6
	336G-18		410H-19		335F-6
	336H-18		410J-19		335G-6
09108-10157	405A-6		410K-19		335H-6
	405B-6	09116-06202	143A-26		335J-6
	405C-6		143B-26		335K-6
	405D-6		143C-26		401A-33
	405E-6		143D-26		401B-33
	405F-6		143E-26		401C-33
	405G-6		143F-26		401D-33
	405H-6		143G-26		401E-33
	405J-6		143H-26		401F-33
09116-05010	405K-6		143J-26		401G-33
	204A-12		143K-26		401H-33
09116-06121	162A-8		310A-4		401J-33
	162B-8	09116-06215	134A-4		401K-33
	162C-8	09116-08122	220A-29		407A-5
	162D-8		220B-29		407B-5
	162E-8		220C-29		407C-5
	162F-8		220D-29		407D-5
	162G-8		220E-29		407E-5
	162H-8		220F-29		407F-5
	162J-8		220G-29		407G-5
	162K-8		220H-29		407H-5
	180A-7		220J-29		407J-5
	180B-7	09116-08128	220K-29		407K-5
	180C-7		180A-10		444A-65
	180D-7		180B-10		444B-65
	180E-7		180C-10		444C-65
	180F-7		180D-10		444D-65
	180G-7		180E-10		570A-62
	180H-7		180F-10		570B-62
	180J-7		180G-10		570C-62
	180K-7		180H-10		570D-62
	335A-9		180J-10		570E-62
	335B-9		180K-10		570F-62
	335C-9		401A-5	09116-08159	401A-6
	335D-9		401B-5		401B-6
	335E-9		401C-5		401C-6
	335F-9		401D-5		401D-6
	335G-9		401E-5		401E-6
	335H-9		401F-5		401F-6
	335J-9		401G-5		401G-6
	335K-9		401H-5		401H-6
09116-06127	410A-19		401J-5		401J-6

PART NO.	FIG.NO.-REF.NO.	PART NO.	FIG.NO.-REF.NO.	PART NO.	FIG.NO.-REF.NO.
09116-08163	401K-6		407K-17		405K-21
	410A-12		444A-74	09116-10179	337A-26
	410B-12		444B-74	09117-08110	220A-33
	410C-12		444C-74		220B-33
	410D-12		444D-74		220C-33
09116-10129	410E-12	09116-10176	570A-69		220D-33
	410F-12		570B-69		220E-33
	410G-12		570C-69		220F-33
	410H-12		570D-69		220G-33
	410J-12		570E-69		220H-33
	410K-12		570F-69		220J-33
	180A-15		180A-16		220K-33
	180B-15		180B-16	09125-05042	545A-21
	180C-15		180C-16		545B-21
	180D-15		180D-16		545C-21
	180E-15		180E-16		545D-21
09116-10137	180F-15		180F-16	09125-05046	545E-21
	180G-15		180G-16		545F-21
	180H-15		180H-16		315A-7
	180J-15		180J-16	09125-05047	444A-42
	180K-15		180K-16		444B-42
	407A-16		401A-30		444C-42
	407B-16		401B-30		444D-42
	407C-16		401C-30		570A-41
	407D-16		401D-30		570B-41
	407E-16		401E-30		570C-41
	407F-16		401F-30		570D-41
09116-10147	407G-16		401G-30		570E-41
	407H-16		401H-30		570F-41
	407J-16		401J-30	09125-05050	337A-28
	407K-16		401K-30	09125-05135	519A-2
	401A-31		405A-2		544A-30
	401B-31		405A-21		544B-30
	401C-31		405B-2		544C-30
	401D-31		405B-21		544D-30
	401E-31		405C-2		544E-30
	401F-31		405C-21		544F-30
	401G-31		405D-2	09125-06063	336A-9
09116-10150	401H-31		405D-21		336A-10
	401J-31		405E-2		336A-11
	401K-31		405E-21		336A-26
	407A-17		405F-2		336B-9
	407B-17		405F-21		336B-10
	407C-17		405G-2		336B-11
	407D-17		405G-21		336B-26
	407E-17		405H-2		336C-9
	407F-17		405H-21		336C-10
	407G-17		405J-2		336C-11
	407H-17		405J-21		336C-22
407J-17		405K-2		336D-9	

PART NO.	FIG.NO.-REF.NO.	PART NO.	FIG.NO.-REF.NO.	PART NO.	FIG.NO.-REF.NO.
	336D-10	09131-05004	530A-33		326E-2
	336D-11		530B-33		326F-2
	336D-22		530C-33		326G-2
	336E-9		530D-33		326H-2
	336E-10		530E-33		326J-2
	336E-11		530F-33		326K-2
	336E-26	09132-04034	160A-15	09140-05005	163A-11
	336F-9		160B-15		163B-11
	336F-10		160C-15		163C-11
	336F-11		160D-15		163D-11
	336F-26		160E-15		163E-11
	336G-9		160F-15		163F-11
	336G-10		160G-15		163G-11
	336G-11		160H-15		163H-11
	336G-26		160J-15		163J-11
	336H-9		160K-15		163K-11
	336H-10	09136-06148	410A-5		519A-3
	336H-11		410B-5		544A-32
	336H-26		410C-5		544B-32
	336J-9		410D-5		544C-32
	336J-10		410E-5		544D-32
	336J-11		410F-5		544E-32
	336J-22		410G-5	09140-06020	544F-32
	336K-9		410H-5		508A-49
	336K-10		410J-5		508B-49
	336K-11		410K-5		508C-49
	336K-22	09136-06149	410A-6		508D-49
	337A-24		410B-6		508E-49
09126-05003	508A-48		410C-6		508F-49
	508B-48		410D-6		545A-31
	508C-48		410E-6		545B-31
	508D-48		410F-6		545C-31
	508E-48		410G-6		545D-31
	508F-48		410H-6		545E-31
09126-06006	545A-25		410J-6		545F-31
	545B-25		410K-6	09140-10032	336A-27
	545C-25	09136-06161	410A-7		336B-27
	545D-25		410B-7		336C-23
	545E-25		410C-7		336D-23
	545F-25		410D-7		336E-27
09126-06015	444A-38		410E-7		336F-27
	444B-38		410F-7		336G-27
	444C-38		410G-7		336H-27
	444D-38		410H-7		336J-23
	570A-37		410J-7		336K-23
	570B-37		410K-7	09140-14024	220A-10
	570C-37	09137-04004	326A-2		220B-10
	570D-37		326B-2		220C-10
	570E-37		326C-2		220D-10
	570F-37		326D-2		220E-10

PART NO.	FIG.NO.-REF.NO.	PART NO.	FIG.NO.-REF.NO.	PART NO.	FIG.NO.-REF.NO.
	220F-10		405K-15		442G-9
	220G-10		444A-66		442H-9
	220H-10		444B-66		442J-10
	220J-10		444C-66		442K-10
09141-18005	220K-10		444D-66	09160-06082	336A-28
	407A-26		570A-63		336B-28
	407B-26		570B-63		336C-24
	407C-26		570C-63		336D-24
	407D-26		570D-63		336E-28
	407E-26		570E-63		336F-28
	407F-26		570F-63		336G-28
	407G-26	09159-22006	335A-7		336H-28
	407H-26		335B-7		336J-24
	407J-26		335C-7		336K-24
09159-10050	407K-26		335D-7	09160-06084	163A-6
	336A-19		335E-7		163B-6
	336B-19		335F-7		163C-6
	336E-19		335G-7		163D-6
	336F-19		335H-7		163E-6
	336G-19		335J-7		163F-6
	336H-19		335K-7		163G-6
09159-12014	335A-11	09160-05024	544A-19		163H-6
	335B-11		544B-19		163J-6
	335C-11		544C-19		163K-6
	335D-11		544D-19	09160-06104	508A-50
	335E-11		544E-19		508B-50
	335F-11		544F-19		508C-50
	335G-11	09160-05029	519A-4		508D-50
	335H-11		544A-31		508E-50
	335J-11		544B-31		508F-50
	335K-11		544C-31	09160-09019	204A-8
	401A-27		544D-31		204A-14
	401B-27		544E-31	09160-10141	336A-20
	401C-27		544F-31		336B-20
	401D-27	09160-06046	163A-12		336E-20
	401E-27		163B-12		336F-20
	401F-27		163C-12		336G-20
	401G-27		163D-12		336H-20
	401H-27		163E-12		407A-19
	401J-27		163F-12		407B-19
	401K-27		163G-12		407C-19
	405A-15		163H-12		407D-19
	405B-15		163J-12		407E-19
	405C-15		163K-12		407F-19
	405D-15	09160-06055	442A-9		407G-19
	405E-15		442B-9		407H-19
	405F-15		442C-10		407J-19
	405G-15		442D-10		407K-19
	405H-15		442E-9	09160-12044	335A-13
	405J-15		442F-9		335B-13

PART NO.	FIG.NO.-REF.NO.	PART NO.	FIG.NO.-REF.NO.	PART NO.	FIG.NO.-REF.NO.
	335C-13		410C-23		444B-39
	335D-13		410D-23		444C-39
	335E-13		410E-23		444D-39
	335F-13		410F-23		570A-38
	335G-13		410G-23		570B-38
	335H-13		410H-23		570C-38
	335J-13		410J-23		570D-38
	335K-13		410K-23		570E-38
09160-12066	444A-67	09160-16047	303A-3		570F-38
	444B-67	09160-18028	407A-28	09164-13010	444A-70
	444C-67		407B-28		444B-70
	444D-67		407C-28		444C-70
	570A-64		407D-28		444D-70
	570B-64		407E-28		570A-67
	570C-64		407F-28		570B-67
	570D-64		407G-28		570C-67
	570E-64		407H-28		570D-67
	570F-64		407J-28		570E-67
09160-12110	335A-12		407K-28		570F-67
	335B-12	09160-18031	401A-10	09164-14008	410A-24
	335C-12		401B-10		410B-24
	335D-12		401C-10		410C-24
	335E-12		401D-10		410D-24
	335F-12		401E-10		410E-24
	335G-12		401F-10		410F-24
	335H-12		401G-10		410G-24
	335J-12		401H-10		410H-24
	335K-12		401J-10		410J-24
	401A-28		401K-10		410K-24
	401B-28	09160-39001	336A-12	09164-31001	220A-36
	401C-28		336B-12		220B-36
	401D-28		336C-12		220C-36
	401E-28		336D-12		220D-36
	401F-28		336E-12		220E-36
	401G-28		336F-12		220F-36
	401H-28		336G-12		220G-36
	401J-28		336H-12		220H-36
09160-12124	401K-28		336J-12		220J-36
	444A-68		336K-12		220K-36
	444B-68	09161-16008	160A-12	09168-10034	407A-7
	444C-68		160B-12		407B-7
	444D-68		160C-12		407C-7
	570A-65		160D-12		407D-7
	570B-65		160E-12		407E-7
	570C-65		160F-12		407F-7
	570D-65		160G-12		407G-7
	570E-65		160H-12		407H-7
	570F-65		160J-12		407J-7
09160-13014	410A-23		160K-12		407K-7
	410B-23	09163-06001	444A-39	09168-12012	180A-13

PART NO.	FIG.NO.-REF.NO.	PART NO.	FIG.NO.-REF.NO.	PART NO.	FIG.NO.-REF.NO.
	180B-13		163G-13		220G-11-9
	180C-13		163H-13		220H-11-9
	180D-13		163J-13		220J-11-9
	180E-13		163K-13		220K-11-9
	180F-13	09181-25030	220A-23	09181-25130	220A-11-1
	180G-13		220B-23		220B-11-1
	180H-13		220C-23		220C-11-1
	180J-13		220D-23		220D-11-1
	180K-13		220E-23		220E-11-1
09168-16002	175A-4		220F-23		220F-11-1
09169-06053	322A-21		220G-23		220G-11-1
09169-06062	111A-29		220H-23		220H-11-1
	310A-6		220J-23		220J-11-1
09169-06075	134A-5		220K-23		220K-11-1
09169-06090	143A-27	09181-25072	220A-11-6	09181-25139	220A-11-2
	143B-27		220B-11-6		220B-11-2
	143C-27		220C-11-6		220C-11-2
	143D-27		220D-11-6		220D-11-2
	143E-27		220E-11-6		220E-11-2
	143F-27		220F-11-6		220F-11-2
	143G-27		220G-11-6		220G-11-2
	143H-27		220H-11-6		220H-11-2
	143J-27		220J-11-6		220J-11-2
	143K-27		220K-11-6		220K-11-2
09169-08039	410A-13	09181-25073	220A-11-7	09181-25143	220A-11-3
	410B-13		220B-11-7		220B-11-3
	410C-13		220C-11-7		220C-11-3
	410D-13		220D-11-7		220D-11-3
	410E-13		220E-11-7		220E-11-3
	410F-13		220F-11-7		220F-11-3
	410G-13		220G-11-7		220G-11-3
	410H-13		220H-11-7		220H-11-3
	410J-13		220J-11-7		220J-11-3
	410K-13		220K-11-7		220K-11-3
09169-28003	336A-13	09181-25074	220A-11-8	09181-25149	220A-11-4
	336B-13		220B-11-8		220B-11-4
	336C-13		220C-11-8		220C-11-4
	336D-13		220D-11-8		220D-11-4
	336E-13		220E-11-8		220E-11-4
	336F-13		220F-11-8		220F-11-4
	336G-13		220G-11-8		220G-11-4
	336H-13		220H-11-8		220H-11-4
	336J-13		220J-11-8		220J-11-4
	336K-13		220K-11-8		220K-11-4
09180-06186	163A-13	09181-25075	220A-11-9	09181-25153	220A-11-5
	163B-13		220B-11-9		220B-11-5
	163C-13		220C-11-9		220C-11-5
	163D-13		220D-11-9		220D-11-5
	163E-13		220E-11-9		220E-11-5
	163F-13		220F-11-9		220F-11-5

PART NO.	FIG.NO.-REF.NO.	PART NO.	FIG.NO.-REF.NO.	PART NO.	FIG.NO.-REF.NO.
	220G-11-5		220G-12-4		220G-12-9
	220H-11-5		220H-12-4		220H-12-9
	220J-11-5		220J-12-4		220J-12-9
	220K-11-5		220K-12-4		220K-12-9
09181-31001	220A-37	09181-40007	220A-12-5	09181-40012	220A-12-10
	220B-37		220B-12-5		220B-12-10
	220C-37		220C-12-5		220C-12-10
	220D-37		220D-12-5		220D-12-10
	220E-37		220E-12-5		220E-12-10
	220F-37		220F-12-5		220F-12-10
	220G-37		220G-12-5		220G-12-10
	220H-37		220H-12-5		220H-12-10
	220J-37		220J-12-5		220J-12-10
	220K-37		220K-12-5		220K-12-10
09181-39001	336A-14	09181-40008	220A-12-6	09181-40013	220A-12-11
	336B-14		220B-12-6		220B-12-11
	336C-14		220C-12-6		220C-12-11
	336D-14		220D-12-6		220D-12-11
	336E-14		220E-12-6		220E-12-11
	336F-14		220F-12-6		220F-12-11
	336G-14		220G-12-6		220G-12-11
	336H-14		220H-12-6		220H-12-11
	336J-14		220J-12-6		220J-12-11
	336K-14		220K-12-6		220K-12-11
09181-40004	220A-12-2	09181-40009	220A-12-7	09181-40018	220A-12-1
	220B-12-2		220B-12-7		220B-12-1
	220C-12-2		220C-12-7		220C-12-1
	220D-12-2		220D-12-7		220D-12-1
	220E-12-2		220E-12-7		220E-12-1
	220F-12-2		220F-12-7		220F-12-1
	220G-12-2		220G-12-7		220G-12-1
	220H-12-2		220H-12-7		220H-12-1
	220J-12-2		220J-12-7		220J-12-1
	220K-12-2		220K-12-7		220K-12-1
09181-40005	220A-12-3	09181-40010	220A-12-8	09181-40186	220A-9-1
	220B-12-3		220B-12-8		220B-9-1
	220C-12-3		220C-12-8		220C-9-1
	220D-12-3		220D-12-8		220D-9-1
	220E-12-3		220E-12-8		220E-9-1
	220F-12-3		220F-12-8		220F-9-1
	220G-12-3		220G-12-8		220G-9-1
	220H-12-3		220H-12-8		220H-9-1
	220J-12-3		220J-12-8		220J-9-1
	220K-12-3		220K-12-8		220K-9-1
09181-40006	220A-12-4	09181-40011	220A-12-9	09181-40190	220A-9-7
	220B-12-4		220B-12-9		220B-9-7
	220C-12-4		220C-12-9		220C-9-7
	220D-12-4		220D-12-9		220D-9-7
	220E-12-4		220E-12-9		220E-9-7
	220F-12-4		220F-12-9		220F-9-7

PART NO.	FIG.NO.-REF.NO.	PART NO.	FIG.NO.-REF.NO.	PART NO.	FIG.NO.-REF.NO.
09181-40195	220G-9-7	09181-41006	220G-9-5	09181-41013	220G-9-12
	220H-9-7		220H-9-5		220H-9-12
	220J-9-7		220J-9-5		220J-9-12
	220K-9-7		220K-9-5		220K-9-12
	220A-9-11		220A-9-6		220A-9-13
	220B-9-11		220B-9-6		220B-9-13
	220C-9-11		220C-9-6		220C-9-13
	220D-9-11		220D-9-6		220D-9-13
	220E-9-11		220E-9-6		220E-9-13
	220F-9-11		220F-9-6		220F-9-13
09181-41002	220G-9-11	09181-41008	220G-9-6	09181-41014	220G-9-13
	220H-9-11		220H-9-6		220H-9-13
	220J-9-11		220J-9-6		220J-9-13
	220K-9-11		220K-9-6		220K-9-13
	220A-9-2		220A-9-8		220A-9-14
	220B-9-2		220B-9-8		220B-9-14
	220C-9-2		220C-9-8		220C-9-14
	220D-9-2		220D-9-8		220D-9-14
	220E-9-2		220E-9-8		220E-9-14
	220F-9-2		220F-9-8		220F-9-14
09181-41003	220G-9-2	09181-41009	220G-9-8	09181-64002	220G-9-14
	220H-9-2		220H-9-8		220H-9-14
	220J-9-2		220J-9-8		220J-9-14
	220K-9-2		220K-9-8		220K-9-14
	220A-9-3		220A-9-9		220A-14-1
	220B-9-3		220B-9-9		220B-14-1
	220C-9-3		220C-9-9		220C-14-1
	220D-9-3		220D-9-9		220D-14-1
	220E-9-3		220E-9-9		220E-14-1
	220F-9-3		220F-9-9		220F-14-1
09181-41004	220G-9-3	09181-41010	220G-9-9	09181-64003	220G-14-1
	220H-9-3		220H-9-9		220H-14-1
	220J-9-3		220J-9-9		220J-14-1
	220K-9-3		220K-9-9		220K-14-1
	220A-9-4		220A-9-10		220A-14-2
	220B-9-4		220B-9-10		220B-14-2
	220C-9-4		220C-9-10		220C-14-2
	220D-9-4		220D-9-10		220D-14-2
	220E-9-4		220E-9-10		220E-14-2
	220F-9-4		220F-9-10		220F-14-2
09181-41005	220G-9-4	09181-41012	220G-9-10	09181-64004	220G-14-2
	220H-9-4		220H-9-10		220H-14-2
	220J-9-4		220J-9-10		220J-14-2
	220K-9-4		220K-9-10		220K-14-2
	220A-9-5		220A-9-12		220A-14-3
	220B-9-5		220B-9-12		220B-14-3
	220C-9-5		220C-9-12		220C-14-3
	220D-9-5		220D-9-12		220D-14-3
	220E-9-5		220E-9-12		220E-14-3
	220F-9-5		220F-9-12		220F-14-3

PART NO.	FIG.NO.-REF.NO.	PART NO.	FIG.NO.-REF.NO.	PART NO.	FIG.NO.-REF.NO.
09181-64005	220G-14-3	09181-64010	220G-14-8	09202-08006	220G-18
	220H-14-3		220H-14-8		220H-18
	220J-14-3		220J-14-8		220J-18
	220K-14-3		220K-14-8		220K-18
	220A-14-4		220A-14-9		401A-7
	220B-14-4		220B-14-9		401B-7
	220C-14-4		220C-14-9		401C-7
	220D-14-4		220D-14-9		401D-7
	220E-14-4		220E-14-9		401E-7
	220F-14-4		220F-14-9		401F-7
09181-64006	220G-14-4	09181-64011	220G-14-10	09202-04022	401G-7
	220H-14-4		220H-14-9		401H-7
	220J-14-4		220J-14-9		401J-7
	220K-14-4		220K-14-9		401K-7
	220A-14-5		220A-14-10		405A-3
	220B-14-5		220B-14-10		405A-7
	220C-14-5		220C-14-10		405B-3
	220D-14-5		220D-14-10		405B-7
	220E-14-5		220E-14-10		405C-3
	220F-14-5		220F-14-10		405C-7
09181-64007	220G-14-5	09202-04022	220G-14-10	09202-06031	405D-3
	220H-14-5		220H-14-10		405D-7
	220J-14-5		220J-14-10		405E-3
	220K-14-5		220K-14-10		405E-7
	220A-14-6		410A-25		405F-3
	220B-14-6		410B-25		405F-7
	220C-14-6		410C-25		405G-3
	220D-14-6		410D-25		405G-7
	220E-14-6		410E-25		405H-3
	220F-14-6		410F-25		405H-7
09181-64008	220G-14-6	09202-06031	220G-14-6	09202-07003	410G-25
	220H-14-6		410H-25		405J-3
	220J-14-6		410J-25		405J-7
	220K-14-6		410K-25		405K-3
	220A-14-7		410K-25		405K-7
	220B-14-7		160A-13		407A-3
	220C-14-7		160B-13		407B-3
	220D-14-7		160C-13		407C-3
	220E-14-7		160D-13		407D-3
	220F-14-7		160E-13		407E-3
09181-64009	220G-14-7	09202-07003	220G-13	09204-01006	407F-3
	220H-14-7		160G-13		407G-3
	220J-14-7		160H-13		407H-3
	220K-14-7		160J-13		407J-3
	220A-14-8		160K-13		407K-3
	220B-14-8		220A-18		204A-9
	220C-14-8		220B-18		204A-15
	220D-14-8		220C-18		336A-29
	220E-14-8		220D-18		336B-29
	220F-14-8		220E-18		336C-25
	220F-18	336D-25			



PART NO.	FIG.NO.-REF.NO.	PART NO.	FIG.NO.-REF.NO.	PART NO.	FIG.NO.-REF.NO.
	336E-29	09248-12011	204A-16		220H-6
	336F-29	09248-18010	401A-11		220H-25
	336G-29		401B-11		220J-6
	336H-29		401C-11		220J-25
	336J-25		401D-11		220K-6
	336K-25		401E-11		220K-25
09204-03003	407A-27		401F-11	09263-26023	407A-2
	407B-27		401G-11		407B-2
	407C-27		401H-11		407C-2
	407D-27		401J-11		407D-2
	407E-27		401K-11		407E-2
	407F-27	09248-18011	113A-6		407F-2
	407G-27	09251-07003	432A-9		407G-2
	407H-27	09260-10005	204A-20		407H-2
	407J-27	09260-10006	444A-56		407J-2
	407K-27		444B-56		407K-2
09205-05011	220A-3		444C-56	09265-25046	220A-4
	220B-3		444D-56		220B-4
	220C-3		570A-55		220C-4
	220D-3		570B-55		220D-4
	220E-3		570C-55		220E-4
	220F-3		570D-55		220F-4
	220G-3		570E-55		220G-4
	220H-3		570F-55		220H-4
	220J-3	09262-17019	401A-16		220J-4
	220K-3		401B-16		220K-4
09205-10008	204A-19		401C-16	09265-40003	220A-7
09206-08001	111A-3		401D-16		220B-7
09206-13019	113A-8		401E-16		220C-7
09246-05006	175A-14		401F-16		220D-7
09248-10008	407A-6		401G-16		220E-7
	407B-6		401H-16		220F-7
	407C-6		401J-16		220G-7
	407D-6		401K-16		220H-7
	407E-6	09262-32008	119A-2		220J-7
	407F-6	09262-35070	119A-3		220K-7
	407G-6	09263-25067	220A-6	09280-08012	144A-7
	407H-6		220A-25		144B-7
	407J-6		220B-6		144C-7
	407K-6		220B-25		144D-7
09248-12009	180A-14		220C-6		144E-7
	180B-14		220C-25		144F-7
	180C-14		220D-6		144G-7
	180D-14		220D-25		144H-7
	180E-14		220E-6		144J-7
	180F-14		220E-25		144K-7
	180G-14		220F-6	09280-09008	180A-19
	180H-14		220F-25		180B-19
	180J-14		220G-6		180C-19
	180K-14		220G-25		180D-19

PART NO.	FIG.NO.-REF.NO.	PART NO.	FIG.NO.-REF.NO.	PART NO.	FIG.NO.-REF.NO.
	180E-19		220K-31		336H-15
	180F-19	09280-55006	206A-8		336J-15
	180G-19	09280-92004	220A-26		336K-15
	180H-19		220B-26	09283-52006	116A-12
	180J-19		220C-26	09289-05012	121A-16
	180K-19		220D-26		121B-16
09280-11001	401A-13		220E-26		121C-16
	401B-13		220F-26		121D-16
	401C-13		220G-26		121E-16
	401D-13		220H-26		121F-16
	401E-13		220J-26		121G-16
	401F-13		220K-26		121H-16
	401G-13	09282-08005	206A-9		121J-16
	401H-13	09282-22007	220A-32		121K-16
	401J-13		220B-32	09289-18001	401A-17
	401K-13		220C-32		401B-17
09280-17002	175A-6		220D-32		401C-17
09280-20002	401A-14		220E-32		401D-17
	401B-14		220F-32		401E-17
	401C-14		220G-32		401F-17
	401D-14		220H-32		401G-17
	401E-14		220J-32		401H-17
	401F-14		220K-32		401J-17
	401G-14		401A-18		401K-17
	401H-14		401B-18	09306-13007	410A-26
	401J-14		401C-18		410B-26
	401K-14		401D-18		410C-26
09280-22019	111A-6		401E-18		410D-26
	140A-5		401F-18		410E-26
09280-26005	146A-3		401G-18		410F-26
09280-26006	111A-16		401H-18		410G-26
	162A-9		401J-18		410H-26
	162B-9		401K-18		410J-26
	162C-9	09282-25001	220A-27		410K-26
	162D-9		220B-27	09307-09002	204A-10
	162E-9		220C-27		204A-17
	162F-9		220D-27	09320-04009	322A-22
	162G-9		220E-27	09320-08021	322A-5
	162H-9		220F-27	09320-08062	144A-9
	162J-9		220G-27		144B-9
	162K-9		220H-27		144C-9
09280-46004	220A-31		220J-27		144D-9
	220B-31		220K-27		144E-9
	220C-31	09282-39001	336A-15		144F-9
	220D-31		336B-15		144G-9
	220E-31		336C-15		144H-9
	220F-31		336D-15		144J-9
	220G-31		336E-15		144K-9
	220H-31		336F-15	09320-09016	111A-30
	220J-31		336G-15		136A-3

PART NO.	FIG.NO.-REF.NO.	PART NO.	FIG.NO.-REF.NO.	PART NO.	FIG.NO.-REF.NO.
	310A-7		143H-29		502E-27
09320-09039	134A-6		143J-29		502F-27
09320-09053	143A-28		143K-29		502G-27
	143B-28	09352-50903-600	162A-13		502H-27
	143C-28		162A-14		502J-27
	143D-28		162B-13		502K-27
	143E-28		162B-14	09362-09008	407A-14
	143F-28		162C-13		407B-14
	143G-28		162C-14		407C-14
	143H-28		162D-13		407D-14
	143J-28		162D-14		407E-14
09320-11013	143K-28		162E-13		407F-14
	410A-14		162E-14		407G-14
	410B-14		162F-13		407H-14
	410C-14		162F-14		407J-14
	410D-14		162G-13		407K-14
	410E-14		162G-14	09367-06006	507A-4
	410F-14		162H-13	09367-08001	432A-10
	410G-14		162H-14	09380-22015	337A-22
	410H-14		162J-13	09380-38003	336A-16
	410J-14		162J-14		336B-16
09321-08022	410K-14		162K-13		336C-16
	410A-8		162K-14		336D-16
	410B-8		507A-2		336E-16
	410C-8		507A-3		336F-16
	410D-8	09352-70103-600	410A-37		336G-16
	410E-8		410B-37		336H-16
	410F-8		410C-37		336J-16
	410G-8		410D-37		336K-16
	410H-8		410E-37	09381-18002	116A-4
	410J-8		410F-37	09381-40005	405A-8
09329-10022	410K-8		410G-37		405B-8
	420A-7		410H-37		405C-8
	420B-7		410J-37		405D-8
	420C-7		410K-37		405E-8
	420D-7	09355-11165-600	111A-23		405F-8
	420E-7	09355-40805-00B	407A-13		405G-8
	420F-7		407B-13		405H-8
	420G-7		407C-13		405J-8
	420H-7		407D-13		405K-8
	420J-7		407E-13	09385-06012	442A-8
	420K-7		407F-13		442B-8
09343-70503-600	146A-12		407G-13		442C-9
09352-50823-600	143A-29		407H-13		442D-9
	143B-29		407J-13		442E-8
	143C-29		407K-13		442F-8
	143D-29		502A-27		442G-8
	143E-29		502B-27		442H-8
	143F-29		502C-27		442J-9
	143G-29		502D-27		442K-9

PART NO.	FIG.NO.-REF.NO.	PART NO.	FIG.NO.-REF.NO.	PART NO.	FIG.NO.-REF.NO.
09401-08412	143A-30		162E-10		530D-8
	143B-30		162F-10		530D-30
	143C-30		162G-10		530E-8
	143D-30		162H-10		530E-30
	143E-30		162J-10		530F-8
	143F-30		162K-10		530F-30
	143G-30	09403-07308	322A-29	09407-10404	326A-10
	143H-30	09403-07338	315A-15		326B-10
	143J-30	09403-11320	146A-17		326C-10
	143K-30		410A-39		326D-10
09401-08413	162A-15		410B-39		326E-10
	162B-15		410C-39		326F-10
	162C-15		410D-39		326G-10
	162D-15		410E-39		326H-10
	162E-15		410F-39		326J-10
	162F-15		410G-39		326K-10
	162G-15		410H-39		407A-15
	162H-15		410J-39		407B-15
	162J-15		410K-39		407C-15
	162K-15	09403-11321	322A-33		407D-15
09401-11423	507A-5		326A-9		407E-15
	146A-6		326B-9		407F-15
	146A-15		326C-9		407G-15
	432A-8		326D-9		407H-15
09401-11425	144A-10		326E-9		407J-15
	144B-10		326F-9		407K-15
	144C-10		326G-9		502A-28
	144D-10		326H-9		502B-28
	144E-10		326J-9		502C-28
	144F-10		326K-9		502D-28
	144G-10	09403-12320	143A-32		502E-28
	144H-10		143B-32		502F-28
	144J-10		143C-32		502G-28
	144K-10		143D-32		502H-28
09401-15414	111A-25		143E-32		502J-28
	113A-10		143F-32		502K-28
	162A-12		143G-32	09407-11401	162A-16
	162B-12		143H-32		162B-16
	162C-12		143J-32		162C-16
	162D-12		143K-32		162D-16
	162E-12	09403-12409	322A-34		162E-16
	162F-12	09403-13408	303A-10		162F-16
	162G-12	09403-19409	315A-16		162G-16
	162H-12	09403-20301	303A-13		162H-16
	162J-12	09407-08401	530A-8		162J-16
	162K-12		530A-30		162K-16
09401-26408	162A-10		530B-8	09407-14407	315A-19
	162B-10		530B-30		322A-30
	162C-10		530C-8		502A-6
	162D-10		530C-30		502A-18

PART NO.	FIG.NO.-REF.NO.	PART NO.	FIG.NO.-REF.NO.	PART NO.	FIG.NO.-REF.NO.
	502B-6		410H-35		336F-30
	502B-18		410J-35		336G-30
	502C-6		410K-35		336H-30
	502C-18	09420-04008	303A-4		336J-26
	502D-6	09420-04009	160A-14		336K-26
	502D-18		160B-14	09440-42002	220A-20
	502E-6		160C-14		220B-20
	502E-18		160D-14		220C-20
	502F-6		160E-14		220D-20
	502F-18		160F-14		220E-20
	502G-6		160G-14		220F-20
	502G-18		160H-14		220G-20
	502H-6		160J-14		220H-20
	502H-18		160K-14		220J-20
	502J-6	09440-06037	444A-61		220K-20
	502J-18		444B-61	09443-10043	336A-31
	502K-6		444C-61		336B-31
	502K-18		444D-61		336C-27
09407-25402	410A-30		570A-76		336D-27
	410B-30		570B-76		336E-31
	410C-30		570C-76		336F-31
	410D-30		570D-76		336G-31
	410E-30		570E-76		336H-31
	410F-30		570F-76		336J-27
	410G-30	09440-07071	204A-21		336K-27
	410H-30	09440-09043	220A-19	09471-12028	502A-4
	410J-30		220B-19		502B-4
	410K-30		220C-19		502C-4
09408-00020	507A-7		220D-19		502D-4
	322A-36		220E-19		502E-4
09408-00021	322A-19		220F-19		502F-4
09408-00024	322A-31		220G-19		502G-4
09408-00155	111A-26		220H-19		502H-4
09408-00233	144A-11		220J-19		502J-4
	144B-11		220K-19		502K-4
	144C-11	09440-12027	444A-40	09471-12077	460A-6
	144D-11		444B-40		460B-6
	144E-11		444C-40		460C-6
	144F-11		444D-40		460D-6
	144G-11		570A-39		460E-6
	144H-11		570B-39		460F-6
	144J-11		570C-39		502A-21
	144K-11		570D-39		502A-30
09409-10304-5ES	410A-35		570E-39		502B-21
	410B-35		570F-39		502B-30
	410C-35	09440-19028	336A-30		502C-21
	410D-35		336B-30		502D-21
	410E-35		336C-26		502E-21
	410F-35		336D-26		502E-30
	410G-35		336E-30		502F-21

PART NO.	FIG.NO.-REF.NO.	PART NO.	FIG.NO.-REF.NO.	PART NO.	FIG.NO.-REF.NO.
	502F-30		502K-13		508E-55
	502G-21		502K-15		508F-55
	502G-30		502K-19		521C-3
	502H-21	09471-12108	460A-2		521D-3
	502H-30		460B-2		521J-3
	502J-21		460C-2		521K-3
	502K-21		460D-2	09481-15501	322A-38
09471-12103	460A-4		460E-2	09481-30501	322A-12
	460B-4		460F-2	09481-40401	322A-13
	460C-4		502A-2	09482-00446	111A-31
	460D-4		502B-2	09800-81840	420A-15
	460E-4		502C-2		420B-15
	460F-4		502D-2		420C-15
	502A-9		502E-2		420D-15
	502A-13		502F-2		420E-15
	502A-15		502G-2		420F-15
	502A-19		502H-2		420G-15
	502B-9		502J-2		420H-15
	502B-13		502K-2		420J-15
	502B-15	09481-05501	502A-32		420K-15
	502B-19		502A-34		
	502C-9		502B-32		
	502C-13		502B-34		
	502C-15		502C-31		
	502C-19		502C-33		
	502D-9		502D-31		
	502D-13		502D-33		
	502D-15		502E-32		
	502D-19		502E-34		
	502E-9		502F-32		
	502E-13		502F-34		
	502E-15		502G-32		
	502E-19		502G-34		
	502F-9		502H-32		
	502F-13		502H-34		
	502F-15		502J-31		
	502F-19		502J-33		
	502G-9		502K-31		
	502G-13		502K-33		
	502G-15		503A-10		
	502G-19		503B-10		
	502H-9		503E-10		
	502H-13		503F-10		
	502H-15		503G-10		
	502H-19		503H-10		
	502J-9	09481-10501	322A-11		
	502J-13		508A-55		
	502J-15		508B-55		
	502J-19		508C-55		
	502K-9		508D-55		

## **SUZUKI DF70A/80A/90A PARTS CATALOGUE**

---

SUZUKI MOTOR CORPORATION All rights reserved

No part of this document may be reproduced or transmitted in any form or by any means, electronic or mechanical, for any purpose, without the express written permission of Suzuki Motor Corporation.

SUZUKI MOTOR CORPORATION

Technical Readiness Group, Quality Administration Department  
300 Takatsuka, Minami, Hamamatsu, Japan

---

Reprint Prohibited

**SUZUKI MOTOR CORPORATION**

PRINTED IN JAPAN

**9900B-45335-001**