

SUZUKI

PARTS CATALOGUE

DF9. 9B/15A/20A

DF9.9B/BR

DF9.9BT/BTH

DF15A

DF15ATH

DF20A/AR

DF20AT/ATH



OUTBOARD MOTOR

P03

2015-8

1ST EDITION

PREFACE

When it becomes necessary to replace parts on SUZUKI OUTBOARD MOTORS, always use SUZUKI GENUINE PARTS which have passed a strict inspection which guarantees quality and performance.

This parts catalogue covers the list of all service parts for SUZUKI DF9.9B/15A/20A production start 2015.

INSTRUCTIONS FOR QUOTING THE CATALOGUE

1. DIMENSIONS

Dimensions of the parts in this catalogue are indicated in unit millimeters.

2. ABBREVIATIONS

Abbreviations used in this catalogue are as follows:

AR : As required	NT : Number of teeth
ASSY : Assembly	OPT : Optional
E. NO. : Engine number	OS : Over size
F. NO. : Frame number	STD : Standard
D : Diameter of material	T : Thickness
ID : Inside diameter	US : Under size
OD : Outside diameter	W : Width
L : Length	W/ : with
LH(PORT) : Left hand side	S. L : Transom type
RH(STBD) : Right hand side	SUS : Stainless steel
~123456 : Up to E. NO. 02002F-123456	
123456~ : From E. NO. 02002F-123456	

$\frac{12}{|} \times \frac{34}{|} \times \frac{5.6}{|}$ Figures in the description column
| | | show the dimensions of parts.
ID OD T(or W,L)

→12345-56781 (Parts No.) : indicates that the parts number was changed to 12345-56781 and the new parts are interchangeable with the former ones but the former ones are not interchangeable with new ones.

←12345-56781 (Parts No.) : indicates that the former and new parts are interchangeable with each other and both are usable.

3. INNER PARTS OF ASSEMBLY

Part name with a dot (.) in front as shown in the description column indicates the component of the assembly also available individually.

4. MODIFICATION NOTICE

A parts bulletin will be sent to you on all occasions when changes in parts occur, including interchangeable modifications between new parts and old ones.

5. NOTE

5-1. There are some different parts from those of production models among spare parts for the administrative reasons and common use of them with other models.

5-2. In respect of rubber hoses and vinyl tubes, please be sure to use them by cutting off according to the length mentioned on parts catalogue or what is actually required on the vehicle.

5-3. Note that the drawings on the illustration page are for ready reference of spare parts number, not to be used as an assembly manual.
When assembling, use "SUZUKI SERVICE MANUAL".

6. MODEL NAME AND ENGINE NUMBER

MODEL	DESTINATION	TYPE	TRANSOM	ENGINE NO.
DF9.9B	P03	00995F	S. L. X	00995F-610001~
DF9.9BR	P03	00995F	S. L. X	00995F-610001~
DF9.9BT	P03	00995F	S. L. X	00995F-610001~
DF9.9BTH	P03	00995F	S. L. X	00995F-610001~
DF15A	P03	01504F	S. L. X	01504F-610001~
DF15ATH	P03	01504F	S. L. X	01504F-610001~
DF20A	P03	02002F	S. L. X	02002F-610001~
DF20AR	P03	02002F	S. L. X	02002F-610001~
DF20AT	P03	02002F	S. L. X	02002F-610001~
DF20ATH	P03	02002F	S. L. X	02002F-610001~

PREFACE

Quand il devient nécessaire de remplacer des pièces sur SUZUKI MOTEURS HORSBOARD toujours utiliser les PIÈCES D'ORIGINE SUZUKI qui ont été soumises à des contraintes de qualité sévères leur garantissant qualité et performance impeccables.

Ce catalogue de pièces détachées couvre la liste de toutes les pièces de rechange pour SUZUKI DF9.9B/15A/20A production start 2015.

INSTRUCTIONS POUR UTILISER LE CATALOGUE

1. DIMENSIONS

Les dimensions des pièces dans ce catalogue sont indiquées en unités de millimètres.

2. ABREVIATIONS

Les abréviations utilisées dans ce catalogue sont les suivantes:

AR	: Comme requis	NT	: Nombre de dents
ASSY	: Assemblage	OPT	: Sur option
E. NO.	: Numéro du moteur	OS	: Sur-dimensionné
F. NO.	: Numéro du chfssis	T	: Epaisseur
ID	: Diamètre intérieur	US	: Sous-dimensionné
OD	: Diamètre extérieur	W	: Largeur
L	: Longueur		

LH(PORT) : Côte gauche

RH(STBD) : Côte droit

~123456 : Jusqu'à E. NO. 02002F-123456

123456~ : Depuis E. NO. 02002F-123456

12 x 34 x 5.6..... Les chiffres dans la colonne

| | | remarques montrent les dimensions

ID OD T(or W,L) des pieces comme suit.

→12345-56781 (N° de pieces) : indique que le numéro des pièces a été échangé en 12345-56781 et que les nouvelles pièces sont interchangeables avec les anciennes, mais que celles-ci ne sont pas interchangeables avec les nouvelles.

←12345-56781 (N° de pieces) : indique que les anciennes et nouvelles pièces sont interchangeables les unes avec les autres et sont utilisables chacune.

3. PIÈCES INTERNES DE L'ASSEMBLAGE

Les numéros de pièces qui comportent un point (.) avant la désignation de pièce détachée indique la pièce interne se rapportant à l'assemblage.

4. AVIS DE MODIFICATION

Un bulletin de pièces détachées vous sera envoyé à tout moment opportun quand des changements de pièces ont lieu, y compris les modifications de pièces interchangeables entre les nouvelles et anciennes pièces.

5. A NOTER

5-1. Il existe certaines pièces différentes de celles de rechange pour les modèles de production vu des raisons administratives et dont l'usage est commun avec celles d'autres modèles.

5-2. Concernant les durites en caoutchouc et les tuyaux en vinyle, ne pas manquer de les couper à la bonne longueur comme indiqué dans le catalogue des pièces détachées ou selon ce qui est utile pour le véhicule affecté.

5-3. Noter que les dessins à la page d'illustration servent à titre de référence pour les numéros de pièces détachées, et non pas comme référence pour l'assemblage. Pour cette dernière opération, se reporter au "MANUEL D'ENTRETIEN SUZUKI".

6. NOM DU MODELE / NUMERO DE SERIE DU MOTEUR


MODELE	DESTINATION	TYPE	HOUTEUR DE BARRE D'ARCASSE	N° DELA MOTEUR
DF9.9B	P03	00995F	S, L, X	00995F-610001~
DF9.9BR	P03	00995F	S, L, X	00995F-610001~
DF9.9BT	P03	00995F	S, L, X	00995F-610001~
DF9.9BTH	P03	00995F	S, L, X	00995F-610001~
DF15A	P03	01504F	S, L, X	01504F-610001~
DF15ATH	P03	01504F	S, L, X	01504F-610001~
DF20A	P03	02002F	S, L, X	02002F-610001~
DF20AR	P03	02002F	S, L, X	02002F-610001~
DF20AT	P03	02002F	S, L, X	02002F-610001~
DF20ATH	P03	02002F	S, L, X	02002F-610001~

MILLIMETER → INCH CONVERSION CHART
 TABLEAU DE CONVERSION DE MILLIMETRES → POUCES

	0	1	2	3	4	5	6	7	8	9
00	.000	.039	.079	.118	.157	.197	.236	.276	.315	.354
10	.394	.433	.472	.512	.551	.591	.630	.669	.709	.748
20	.787	.827	.866	.906	.945	.984	1.024	1.063	1.102	1.142
30	1.181	1.220	1.260	1.299	1.339	1.378	1.417	1.457	1.496	1.535
40	1.575	1.614	1.654	1.693	1.732	1.772	1.811	1.850	1.890	1.929
50	1.969	2.008	2.047	2.087	2.126	2.165	2.205	2.214	2.283	2.323
60	2.362	2.402	2.441	2.480	2.520	2.559	2.598	2.638	2.677	2.717
70	2.756	2.795	2.835	2.874	2.913	2.953	2.992	3.031	3.071	3.110
80	3.150	3.189	3.228	3.268	3.307	3.346	3.386	3.425	3.465	3.504
90	3.543	3.583	3.622	3.661	3.701	3.740	3.780	3.819	3.858	3.898

How to read
 Mode de lecture

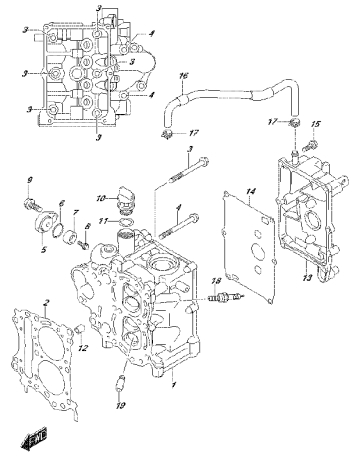
	0	1	2	3	4
00
10
20	0.906	...
30


 23 millimeters equal 0.906 in
 23 millimètres égalent 0.906 pouce

Contents are subject to change without notice or obligation.

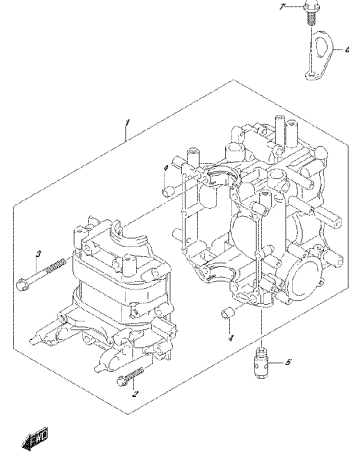
Les matières traitées sont susceptibles d'être modifiées sans préavis obligation de notre part.

FIG. 111A



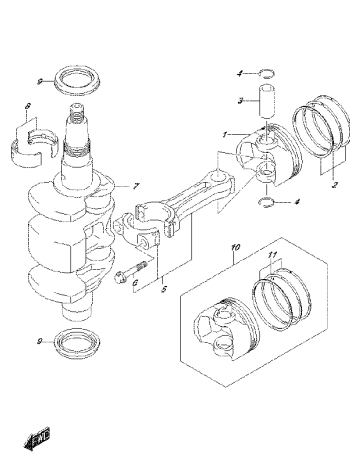
DEPA PAT. 016.1114
CYLINDERHEAD

FIG. 113A



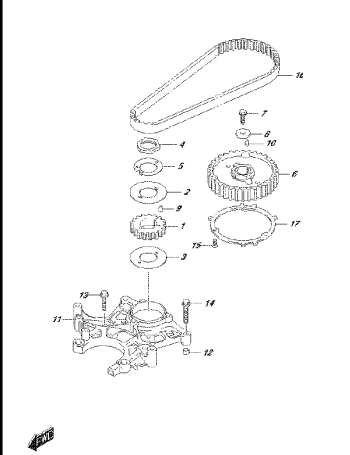
DEPA PAT. 016.1131
CYLINDERBODY

FIG. 116A



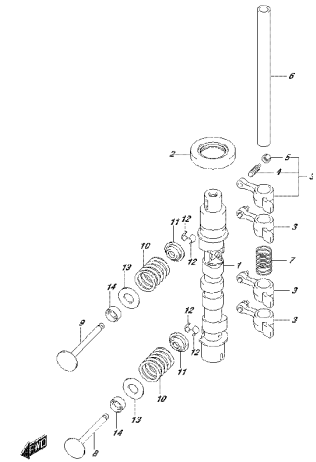
DEPA PAT. 016.1161
CRANKSHAFT

FIG. 120A



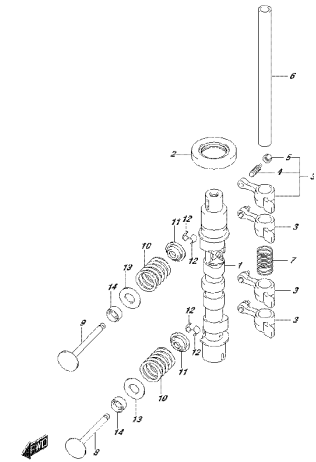
DEPA PAT. 016.1201
TIMING BELT

FIG. 121A



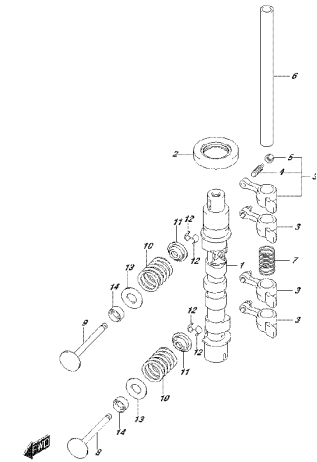
DEPA PAT. 016.1211
CRANKSHAFT

FIG. 121B



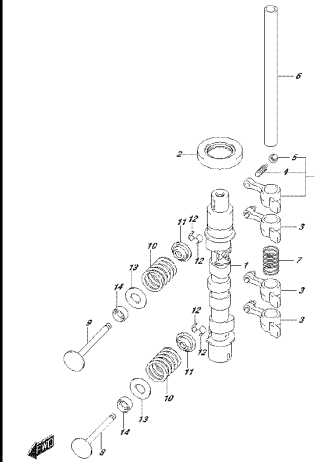
DEPA PAT. 016.1212
CRANKSHAFT

FIG. 121C



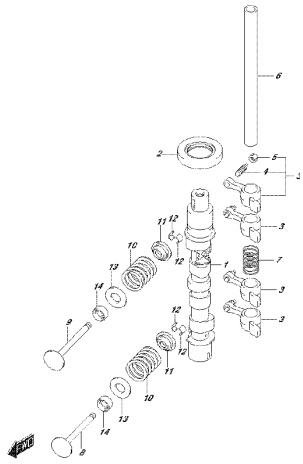
DEPA PAT. 016.1213
CRANKSHAFT

FIG. 121D



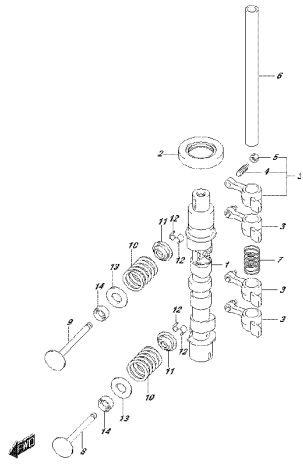
DEPA PAT. 016.1214
CRANKSHAFT

FIG.121E



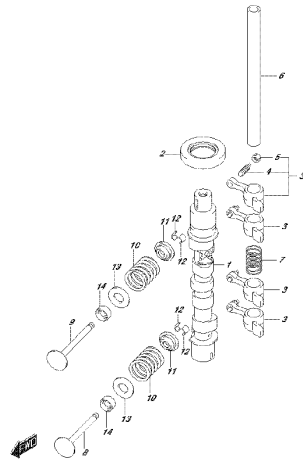
DESKA PART 016.121E
CROSSHAFT

FIG.121F



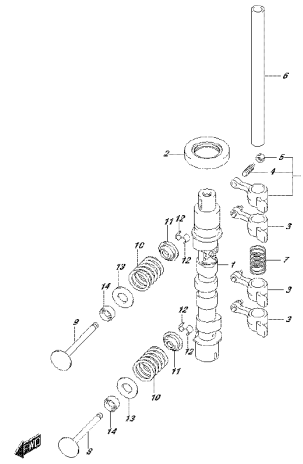
DESKA PART 016.121F
CROSSHAFT

FIG.121G



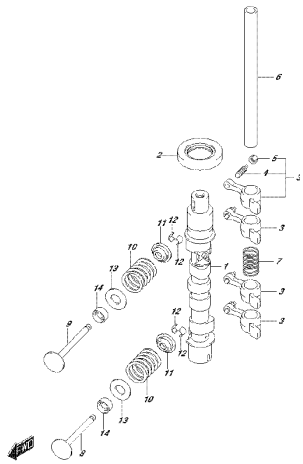
DESKA PART 016.121G
CROSSHAFT

FIG.121H



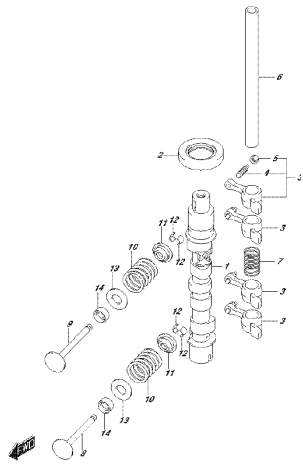
DESKA PART 016.121H
CROSSHAFT

FIG.121J



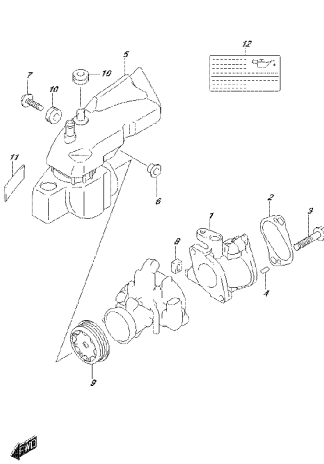
DESKA PART 016.121J
CROSSHAFT

FIG.121K



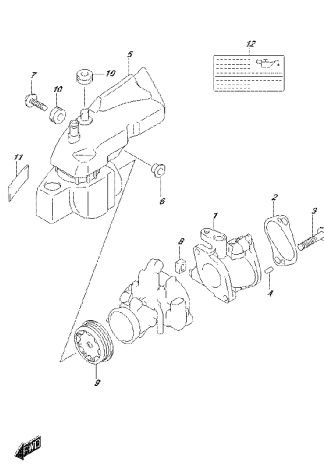
DESKA PART 016.121K
MULTI MARKER D

FIG.126A



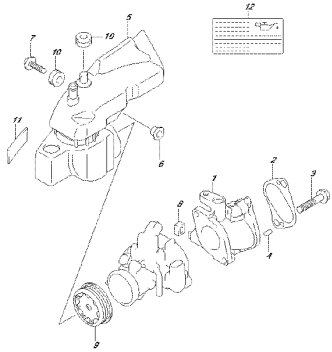
DESKA PART 016.126A
MULTI MARKER D

FIG.126B



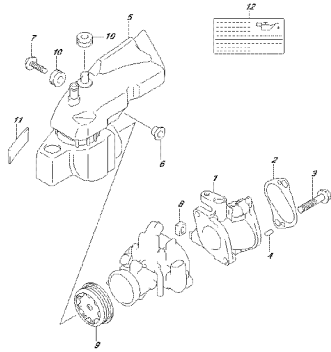
DESKA PART 016.126B
MULTI MARKER D

FIG. 126C



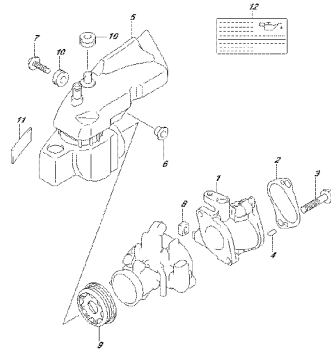
DP304 P312 016 126C
PUET MARKED ID

FIG. 126D



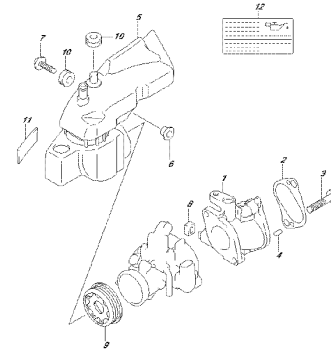
DP304 P312 016 126D
PUET MARKED ID

FIG. 126E



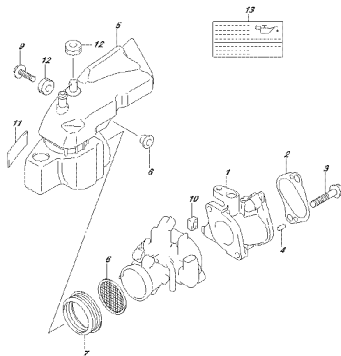
DP304 P312 016 126E
PUET MARKED ID

FIG. 126F



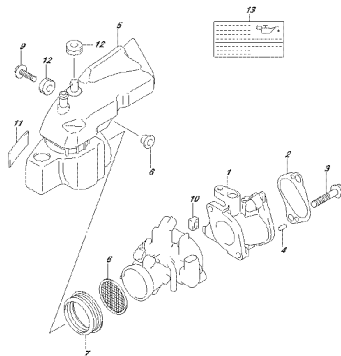
DP304 P312 016 126F
PUET MARKED ID

FIG. 126G



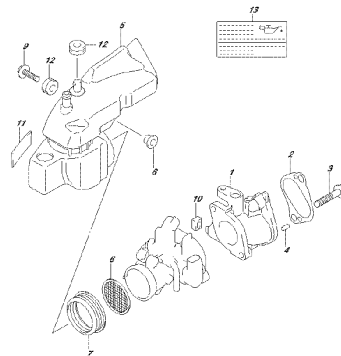
DP304 P312 016 126G
PUET MARKED ID

FIG. 126H



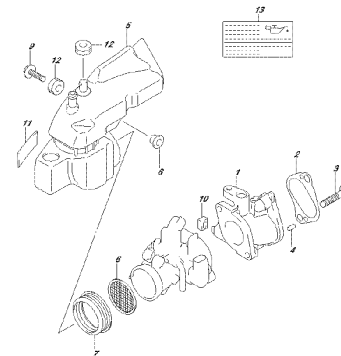
DP304 P312 016 126H
PUET MARKED ID

FIG. 126I



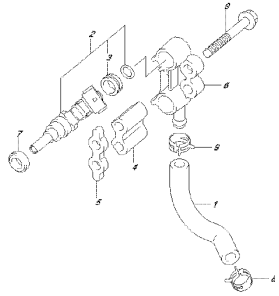
DP304 P312 016 126I
PUET MARKED ID

FIG. 126J



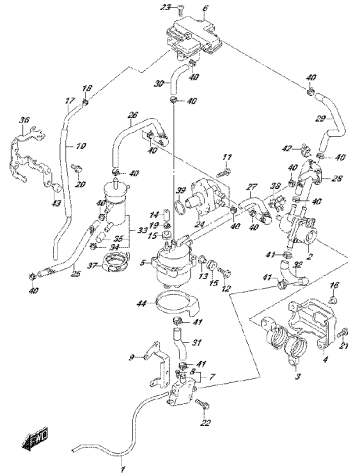
DP304 P312 016 126J
PUET MARKED ID

FIG.144A



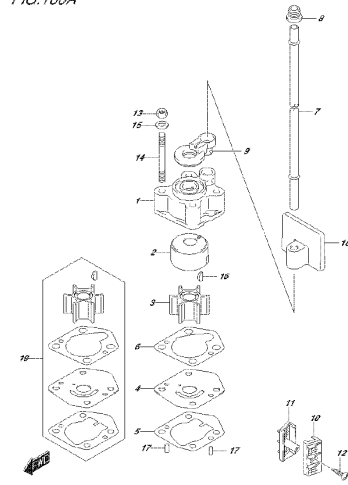
DP30A, P302, 016, 144A
FUEL INJECTOR

FIG.146A



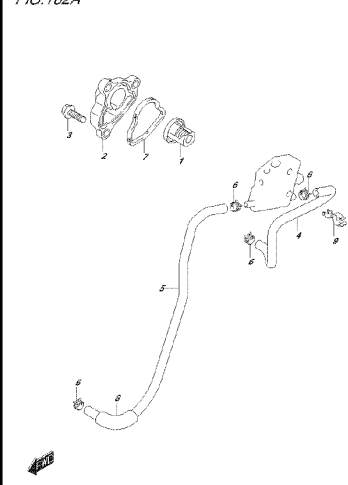
DP30A, P302, 016, 146A
FUEL INJECTOR

FIG.160A



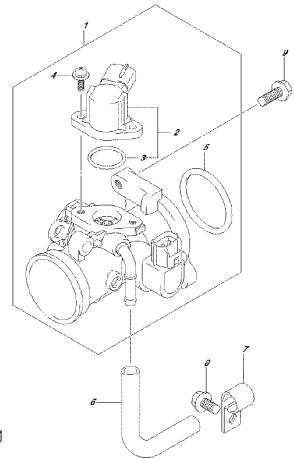
DP30A, P302, 016, 160A
FUEL INJECTOR

FIG.162A



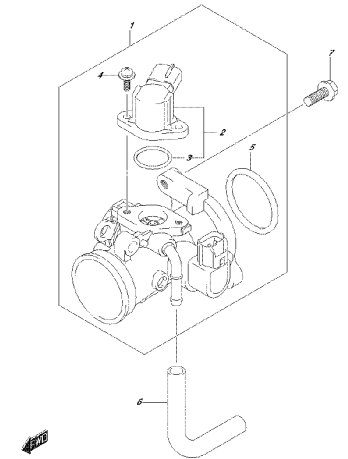
DP30A, P302, 016, 162A
FUEL INJECTOR

FIG.163A



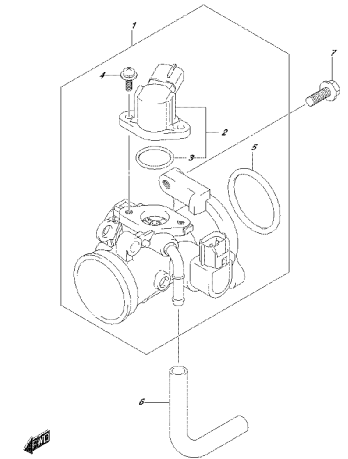
DP30A, P302, 016, 163A
THROTTLE BODY

FIG.163B



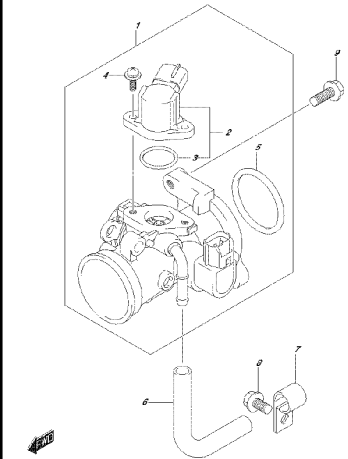
DP30A, P302, 016, 163B
THROTTLE BODY

FIG.163C



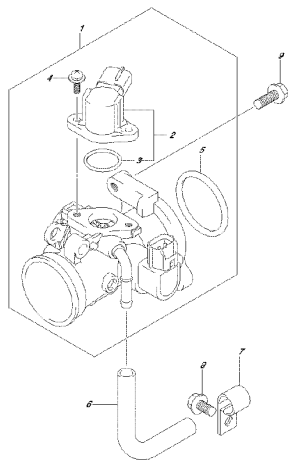
DP30A, P302, 016, 163C
THROTTLE BODY

FIG.163D



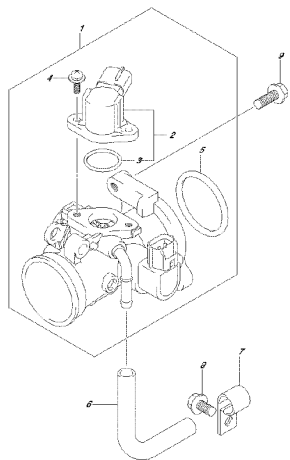
DP30A, P302, 016, 163D
THROTTLE BODY

FIG. 163E



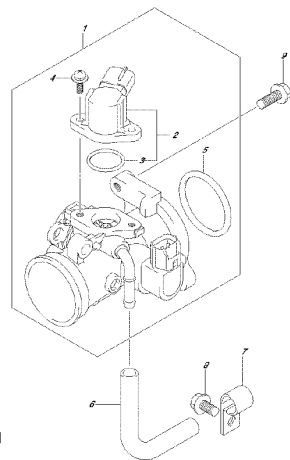
DP304, P302, 016, 103E
THROTTLE BODY

FIG. 163F



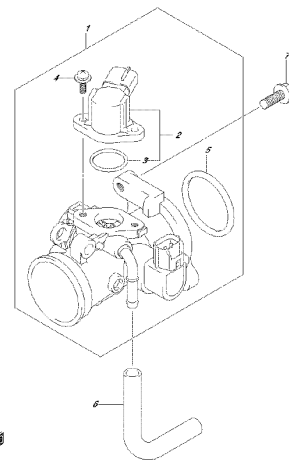
DP304, P302, 016, 103F
THROTTLE BODY

FIG. 163G



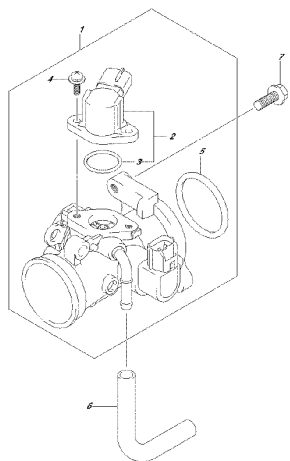
DP304, P302, 016, 103G
THROTTLE BODY

FIG. 163H



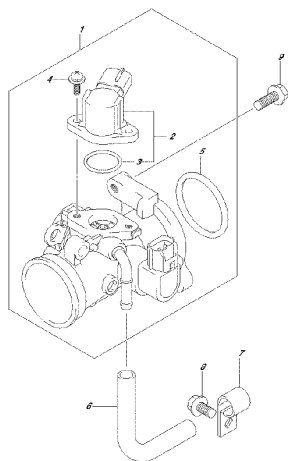
DP304, P302, 016, 103H
THROTTLE BODY

FIG. 163J



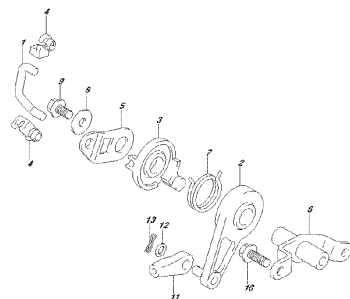
DP304, P302, 016, 103J
THROTTLE BODY

FIG. 163K



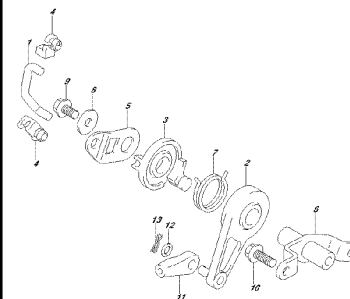
DP304, P302, 016, 103K
THROTTLE BODY

FIG. 166A



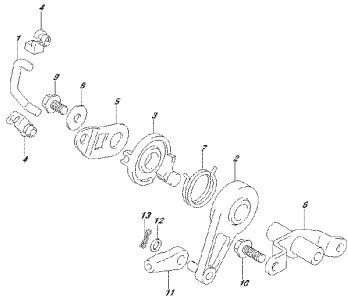
DP304, P302, 016, 106A
THROTTLE CABLE

FIG. 166B



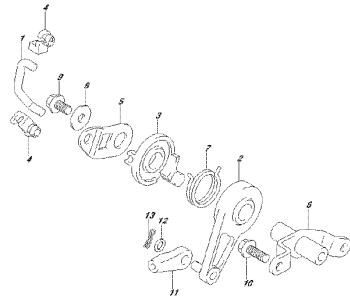
DP304, P302, 016, 106B
THROTTLE CABLE

FIG.166C



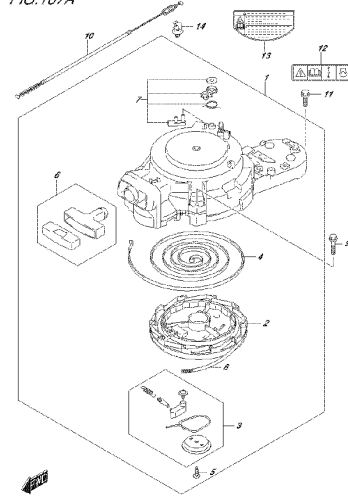
DP34, PZL 016, 16C
CARBURETOR CONTROL

FIG.166D



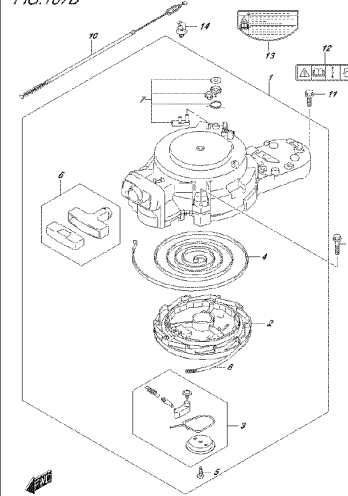
DP34, PZL 016, 16D
CARBURETOR CONTROL

FIG.167A



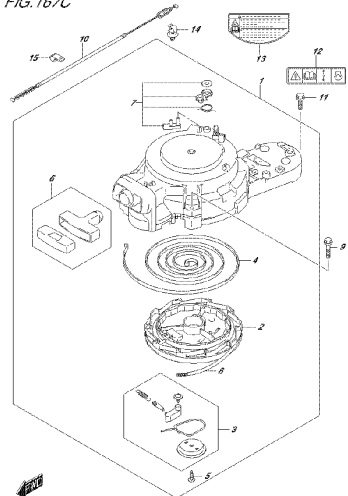
DP34, PZL 016, 16E
RECOIL STARTER

FIG.167B



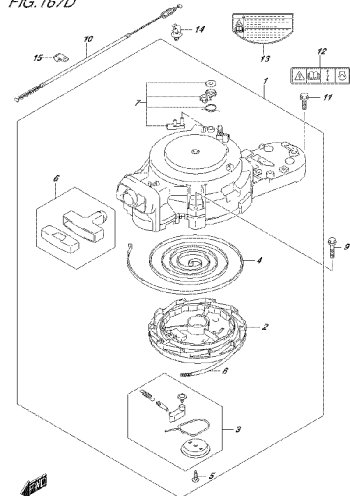
DP34, PZL 016, 16F
RECOIL STARTER

FIG.167C



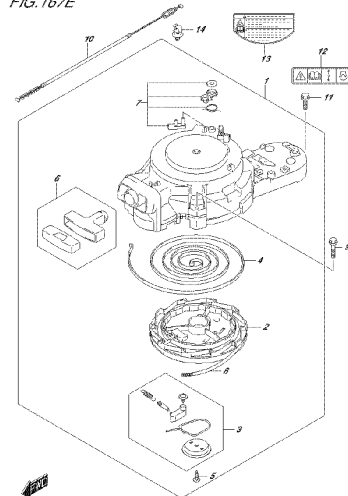
DP34, PZL 016, 16C
RECOIL STARTER

FIG.167D



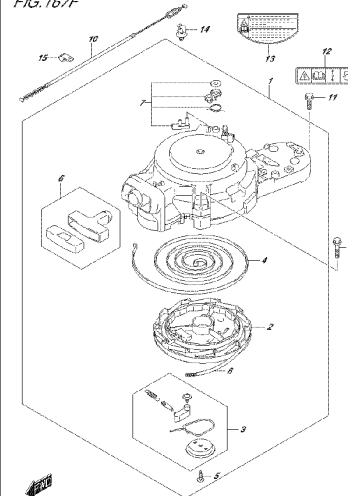
DP34, PZL 016, 16D
RECOIL STARTER

FIG.167E



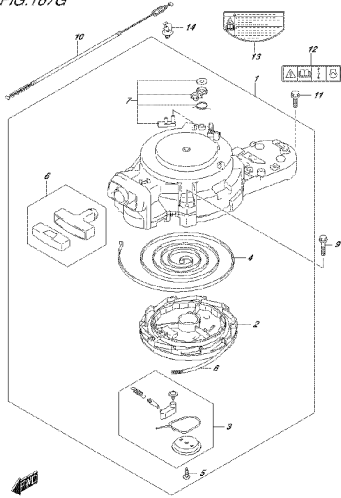
DP34, PZL 016, 16E
RECOIL STARTER

FIG.167F



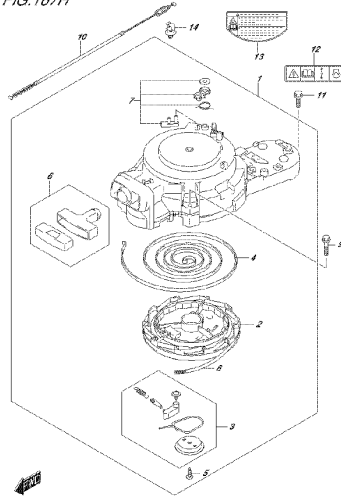
DP34, PZL 016, 16F
RECOIL STARTER

FIG.167G



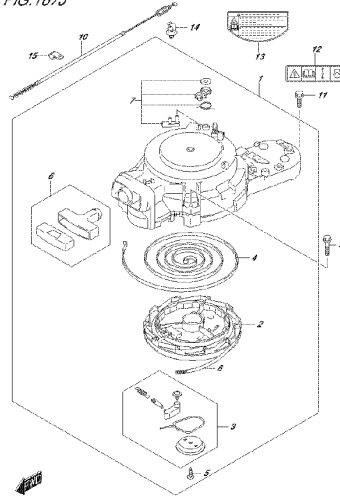
OPERA. PIST. 016.167D
REGOL. SPARTER

FIG.167H



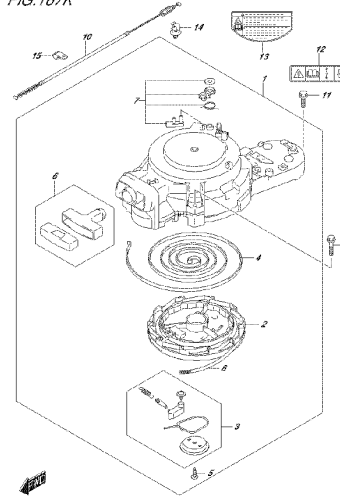
OPERA. PIST. 016.167D
REGOL. SPARTER

FIG.167J



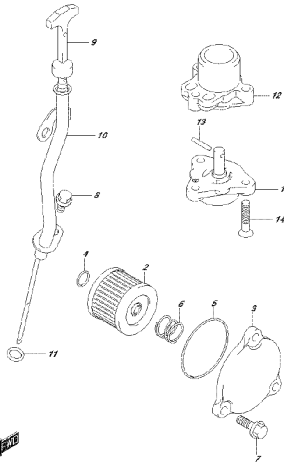
OPERA. PIST. 016.167D
REGOL. SPARTER

FIG.167K



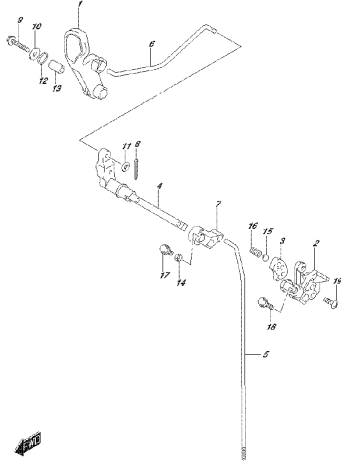
OPERA. PIST. 016.167D
REGOL. SPARTER

FIG.175A



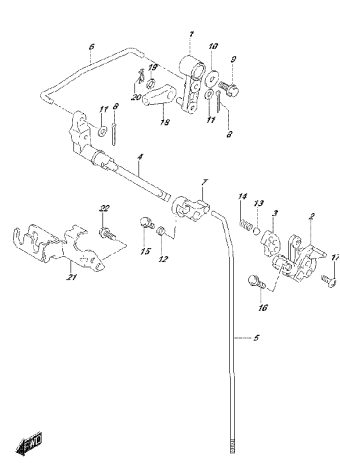
OPERA. PIST. 016.175A
OLIO PUMP

FIG.206A



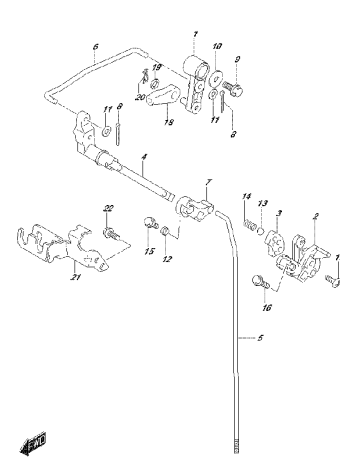
OPERA. PIST. 016.206A
COLUMNA ROD

FIG.206B



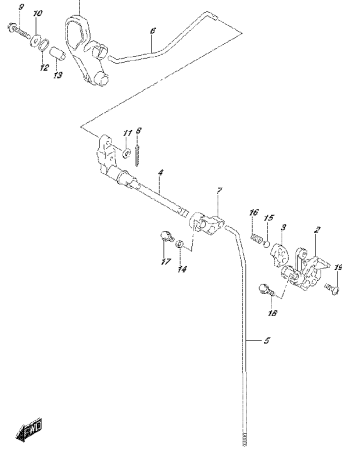
OPERA. PIST. 016.206B
COLUMNA ROD

FIG.206C



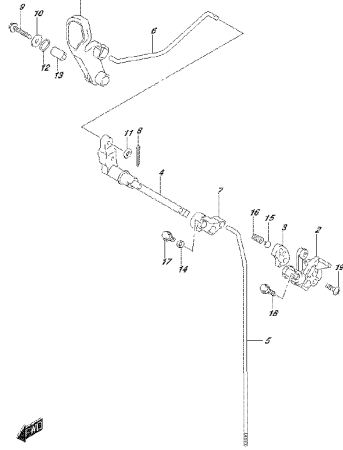
OPERA. PIST. 016.206C
COLUMNA ROD

FIG.206D



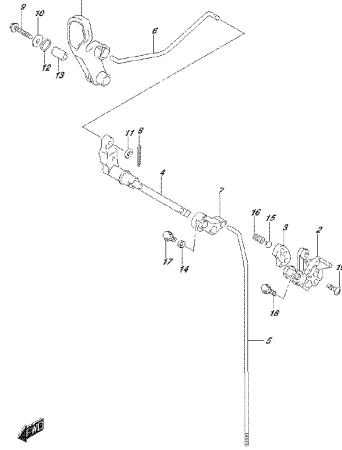
DEPRA PAT. 01.6.1807
CLUWER-ROD

FIG.206E



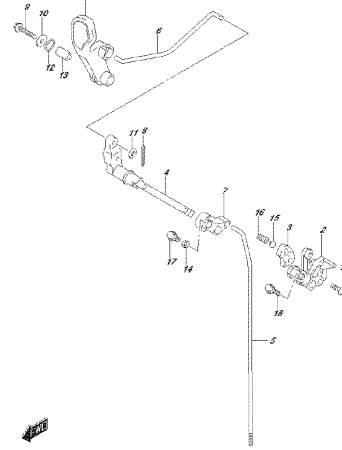
DEPRA PAT. 01.6.1807
CLUWER-ROD

FIG.206F



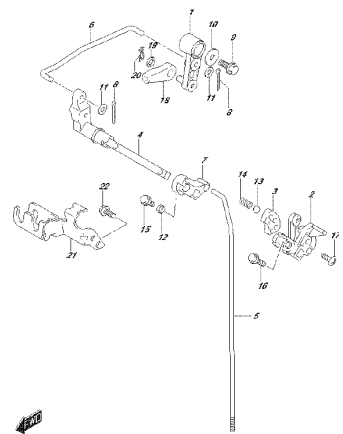
DEPRA PAT. 01.6.1807
CLUWER-ROD

FIG.206G



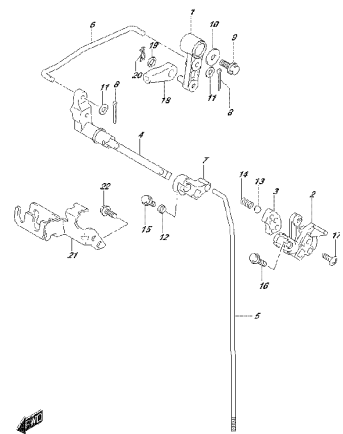
DEPRA PAT. 01.6.1807
CLUWER-ROD

FIG.206H



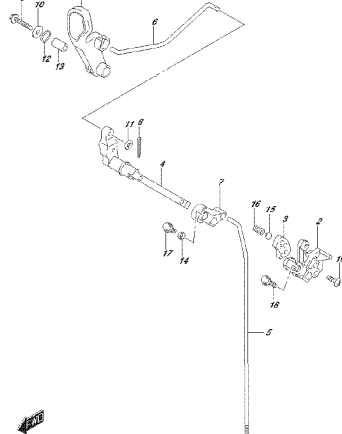
DEPRA PAT. 01.6.1807
CLUWER-ROD

FIG.206J



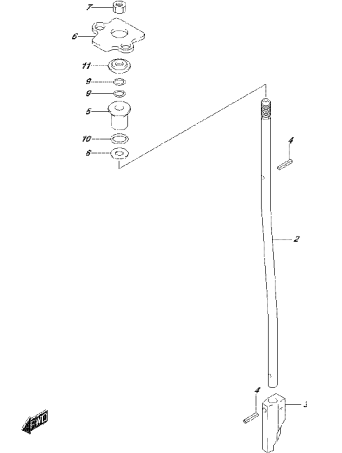
DEPRA PAT. 01.6.1807
CLUWER-ROD

FIG.206K



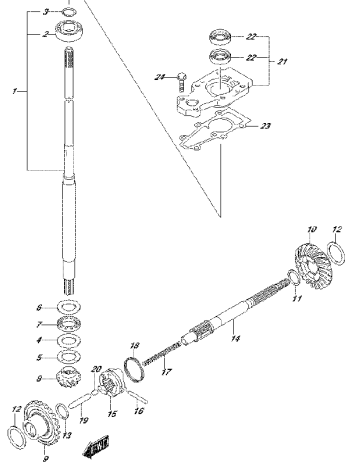
DEPRA PAT. 01.6.1807
CLUWER-ROD

FIG.210A



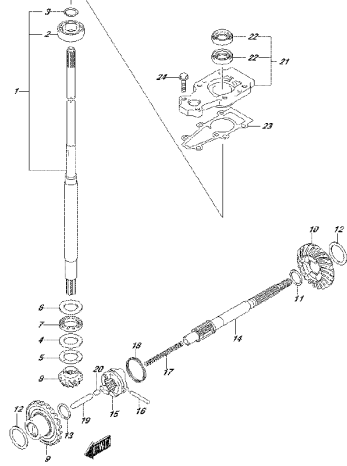
DEPRA PAT. 01.6.1804
SHFT-ROD

FIG. 220A



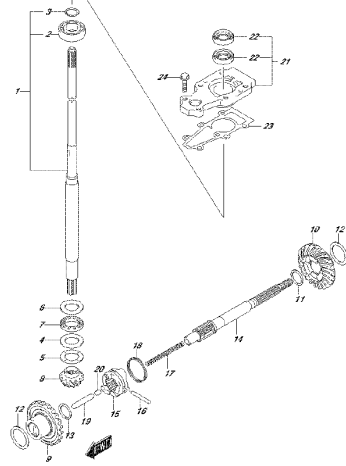
DEP34, PRI. 016.2834
TS44045839CH

FIG. 220B



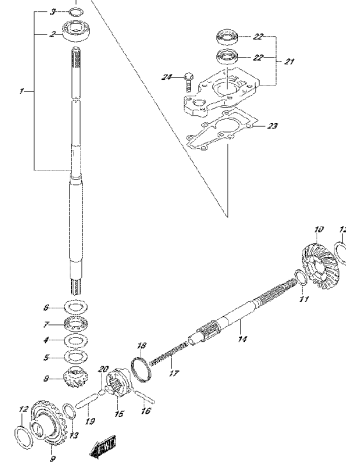
DEP34, PRI. 016.2835
TS44045839CH

FIG. 220C



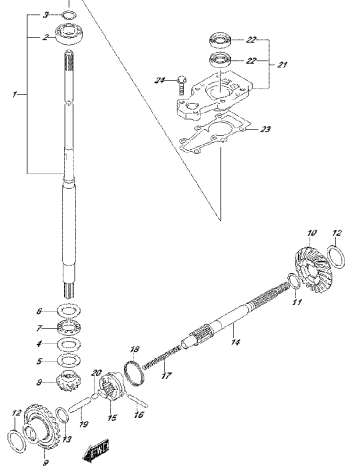
DEP34, PRI. 016.2837
TS44045839CH

FIG. 220D



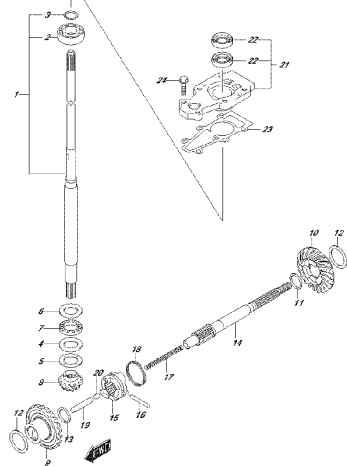
DEP34, PRI. 016.2838
TS44045839CH

FIG. 220E



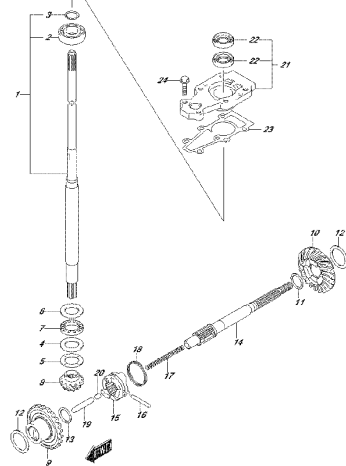
DEP34, PRI. 016.2836
TS44045839CH

FIG. 220F



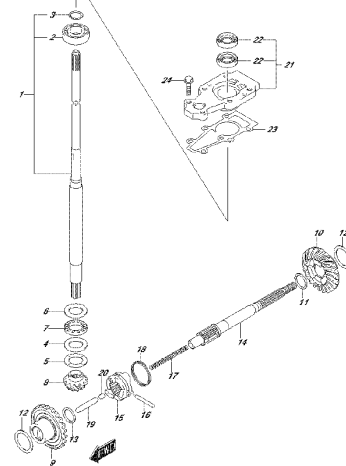
DEP34, PRI. 016.2837
TS44045839CH

FIG. 220G



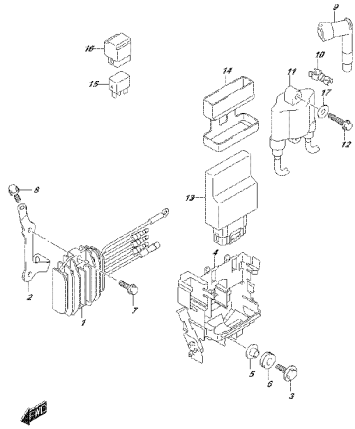
DEP34, PRI. 016.2837
TS44045839CH

FIG. 220H



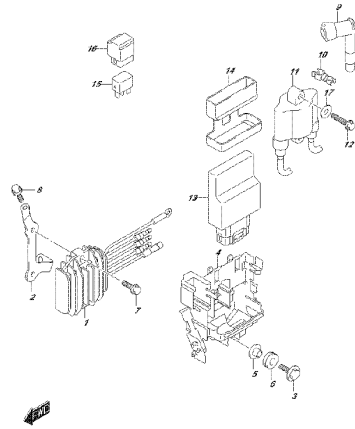
DEP34, PRI. 016.2837
TS44045839CH

FIG.310B



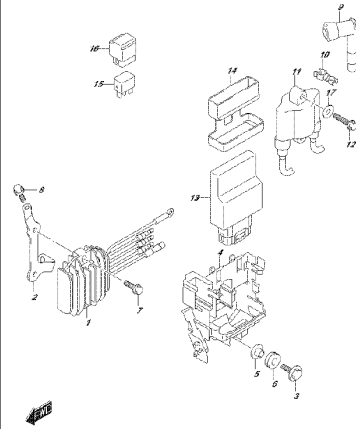
DP34 PAT. 016.3102
REG. 016/2000

FIG.310C



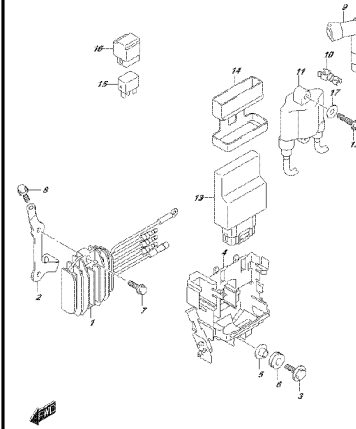
DP34 PAT. 016.3102
REG. 016/2000

FIG.310D



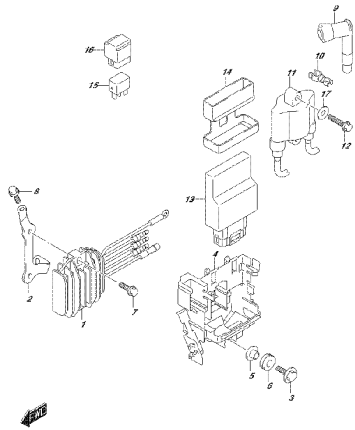
DP34 PAT. 016.3102
REG. 016/2000

FIG.310E



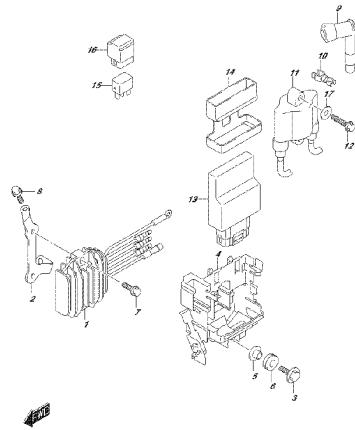
DP34 PAT. 016.3102
REG. 016/2000

FIG.310F



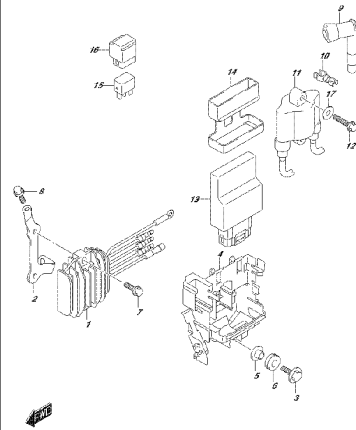
DP34 PAT. 016.3102
REG. 016/2000

FIG.310G



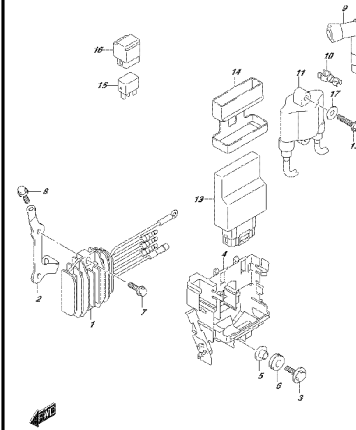
DP34 PAT. 016.3102
REG. 016/2000

FIG.310H



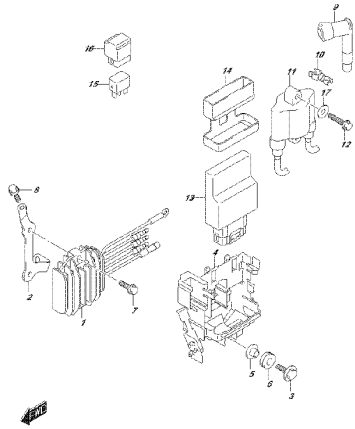
DP34 PAT. 016.3102
REG. 016/2000

FIG.310J



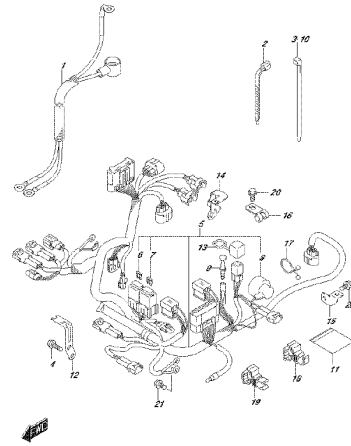
DP34 PAT. 016.3102
REG. 016/2000

FIG.310K



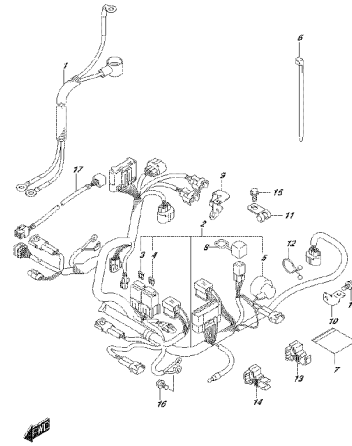
DP304, PRT. 016.310K
HARNESS

FIG.322A



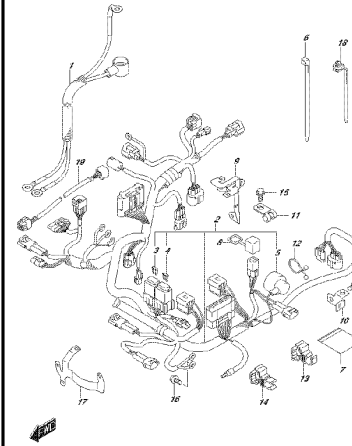
DP304, PRT. 016.322A
HARNESS

FIG.322B



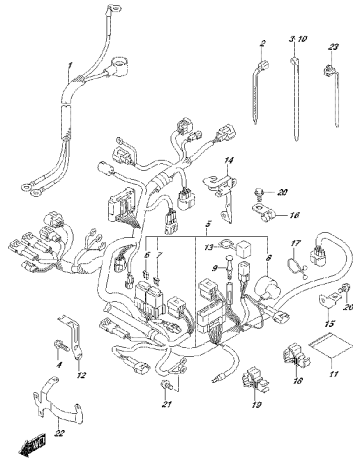
DP304, PRT. 016.322B
HARNESS

FIG.322C



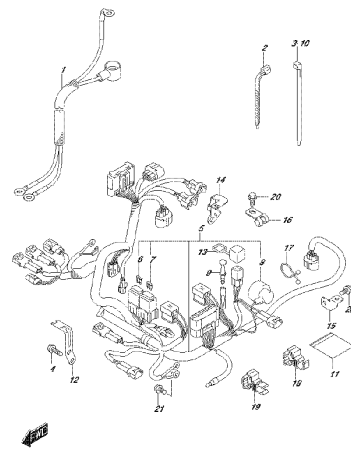
DP304, PRT. 016.322C
HARNESS

FIG.322D



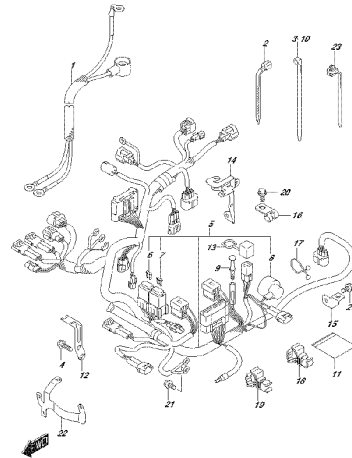
DP304, PRT. 016.322D
HARNESS

FIG.322E



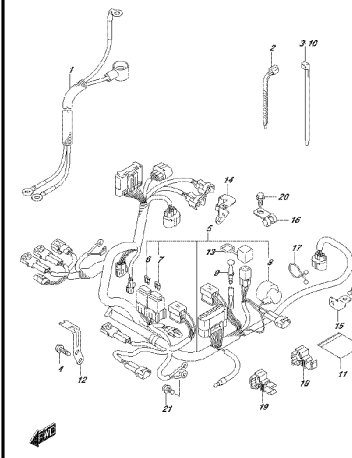
DP304, PRT. 016.322E
HARNESS

FIG.322F



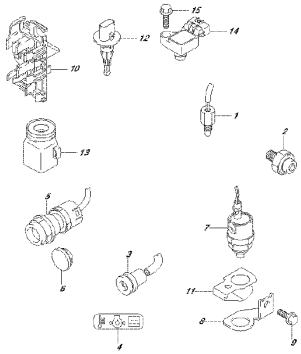
DP304, PRT. 016.322F
HARNESS

FIG.322G



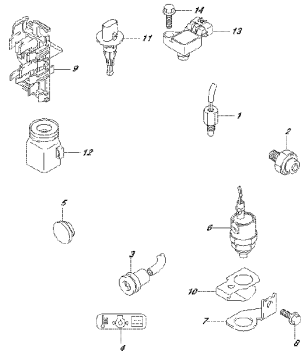
DP304, PRT. 016.322G
HARNESS

FIG.334A



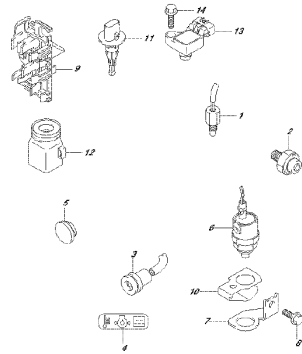
DEPA PAT. 616.334*
SENSE SWITCH

FIG.334B



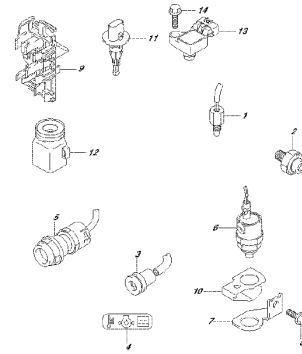
DEPA PAT. 616.334*
SENSE SWITCH

FIG.334C



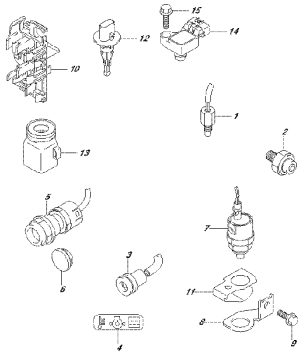
DEPA PAT. 616.334*
SENSE SWITCH

FIG.334D



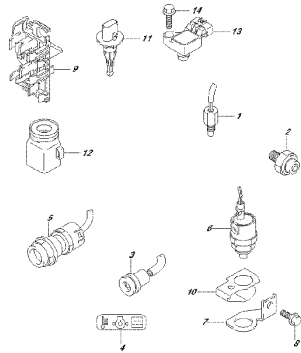
DEPA PAT. 616.334*
SENSE SWITCH

FIG.334E



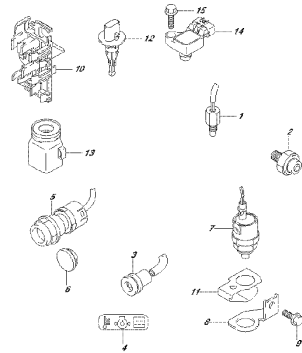
DEPA PAT. 616.334*
SENSE SWITCH

FIG.334F



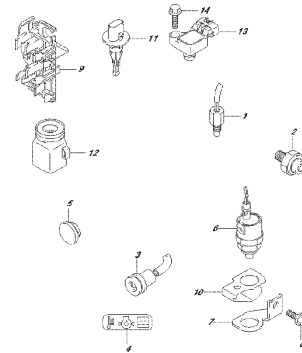
DEPA PAT. 616.334*
SENSE SWITCH

FIG.334G



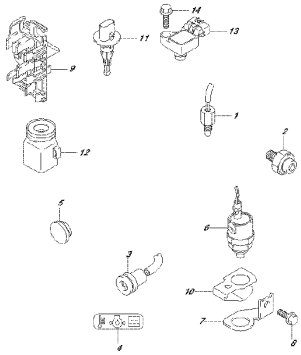
DEPA PAT. 616.334*
SENSE SWITCH

FIG.334H



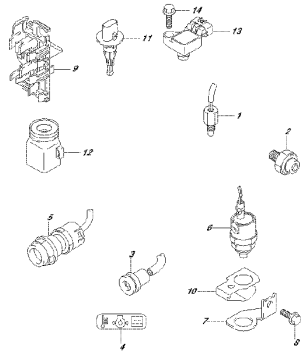
DEPA PAT. 616.334*
SENSE SWITCH

FIG.334J



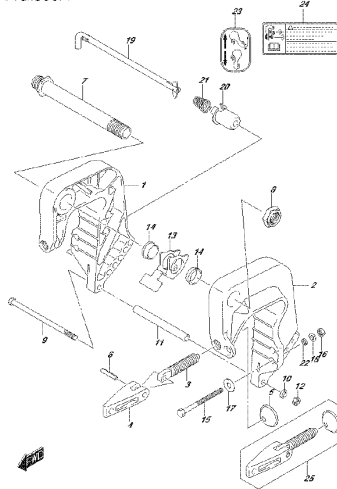
DP304 PRT.016.334J
CLAMP BRACKET

FIG.334K



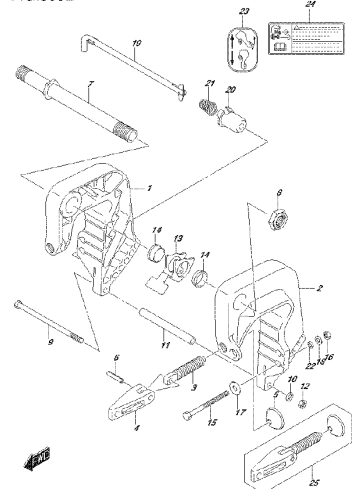
DP304 PRT.016.334K
CLAMP BRACKET

FIG.335A



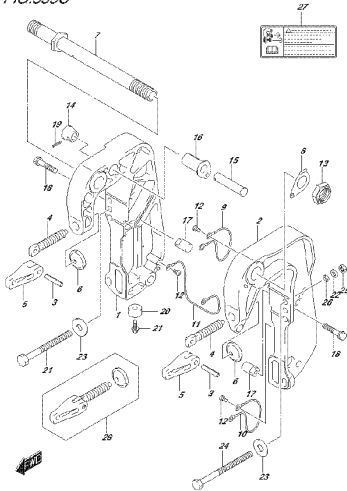
DP304 PRT.016.335A
CLAMP BRACKET

FIG.335B



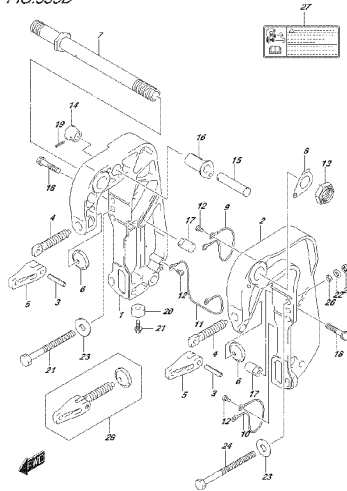
DP304 PRT.016.335B
CLAMP BRACKET

FIG.335C



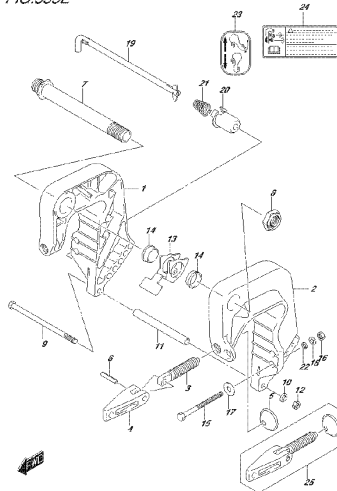
DP304 PRT.016.335C
CLAMP BRACKET

FIG.335D



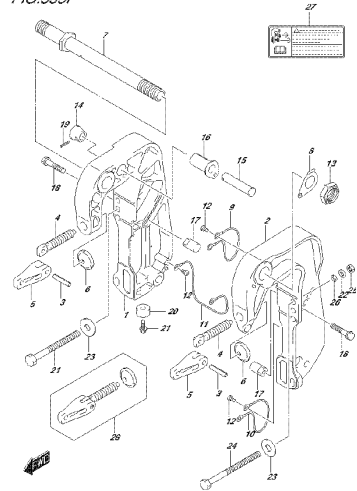
DP304 PRT.016.335D
CLAMP BRACKET

FIG.335E



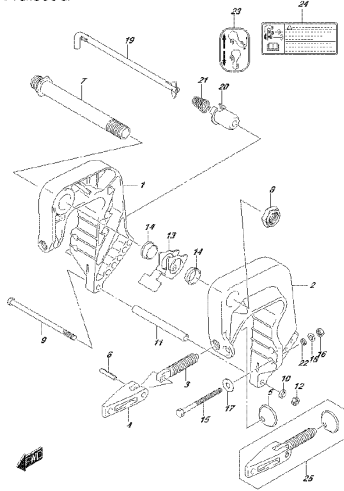
DP304 PRT.016.335E
CLAMP BRACKET

FIG.335F



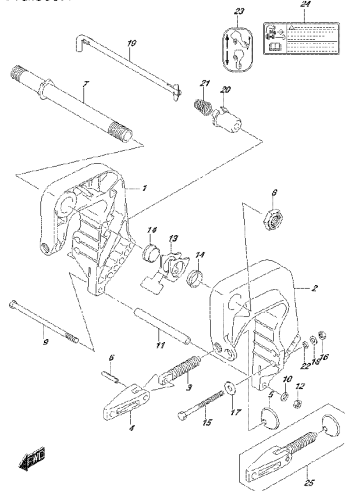
DP304 PRT.016.335F
CLAMP BRACKET

FIG.335G



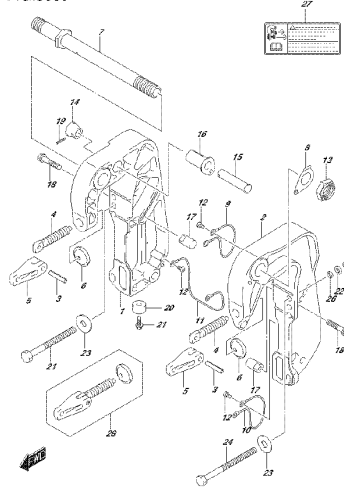
DP304 PRT 016.3357
CLAMP BRACKET

FIG.335H



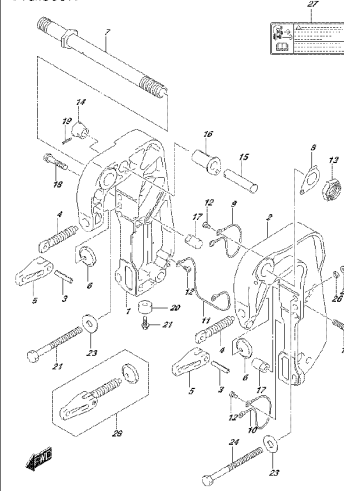
DP304 PRT 016.3357
CLAMP BRACKET

FIG.335J



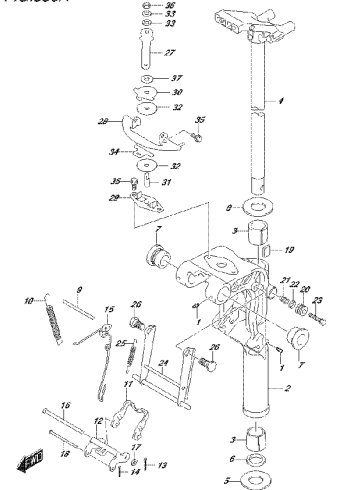
DP304 PRT 016.3357
CLAMP BRACKET

FIG.335K



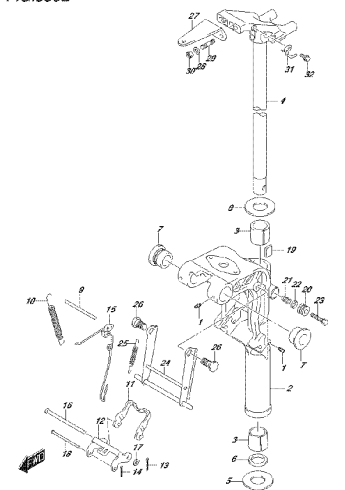
DP304 PRT 016.3357
CLAMP BRACKET

FIG.336A



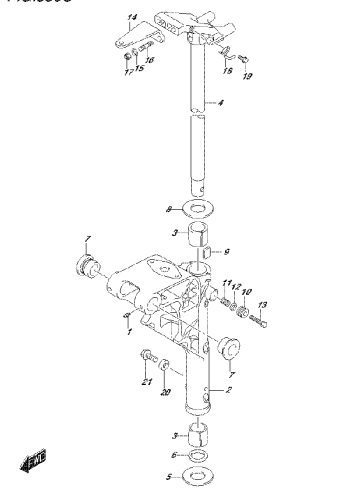
DP304 PRT 016.3364
SWIVEL BRACKET

FIG.336B



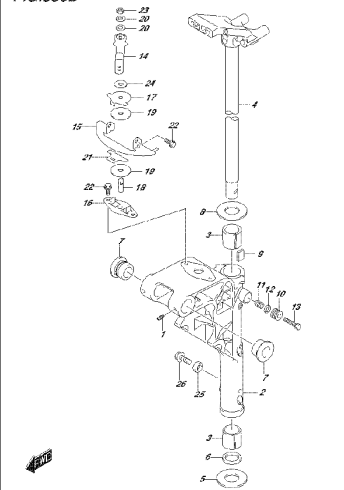
DP304 PRT 016.3367
SWIVEL BRACKET

FIG.336C



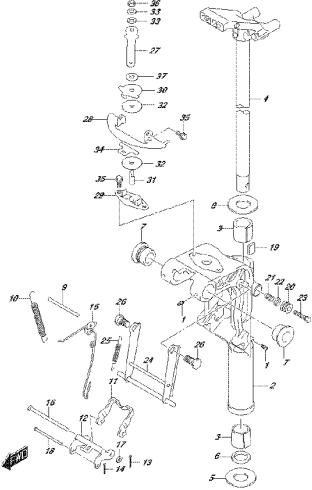
DP304 PRT 016.3367
SWIVEL BRACKET

FIG.336D



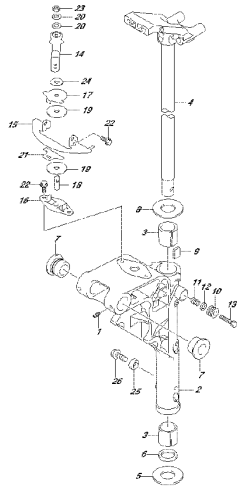
DP304 PRT 016.3367
SWIVEL BRACKET

FIG.336E



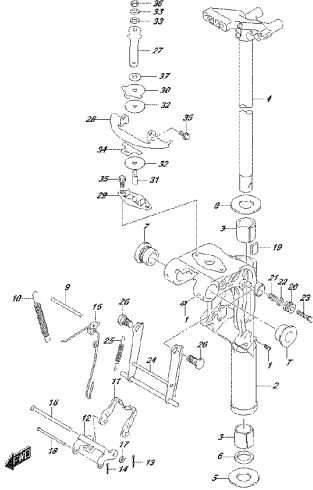
DP34 PART 016.336
SPRAY GUNSET

FIG.336F



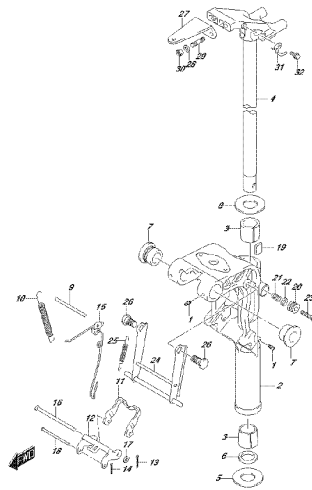
DP34 PART 016.337
SPRAY GUNSET

FIG.336G



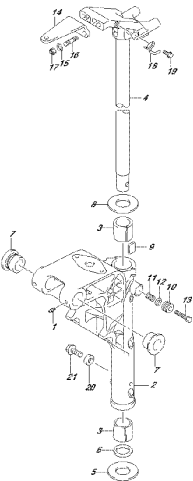
DP34 PART 016.337
SPRAY GUNSET

FIG.336H



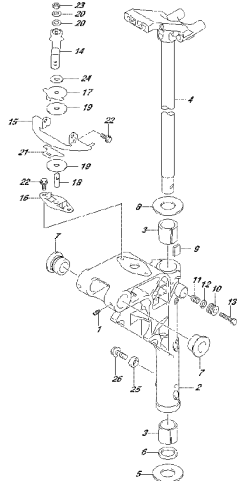
DP34 PART 016.337
SPRAY GUNSET

FIG.336J



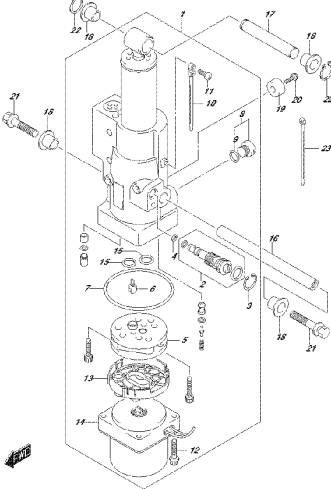
DP34 PART 016.337
SPRAY GUNSET

FIG.336K



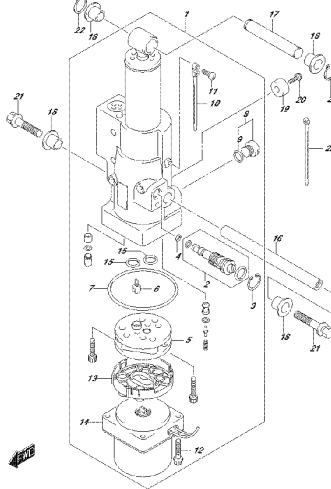
DP34 PART 016.337
SPRAY GUNSET

FIG.338A



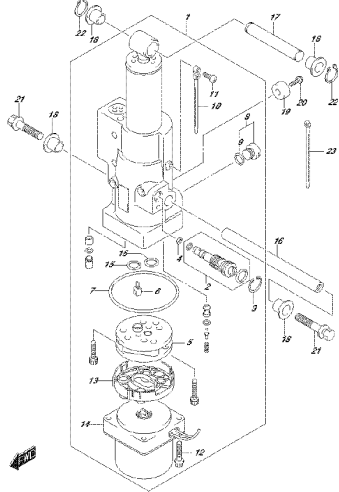
DP34 PART 016.338
TULY CYLINDER

FIG.338B



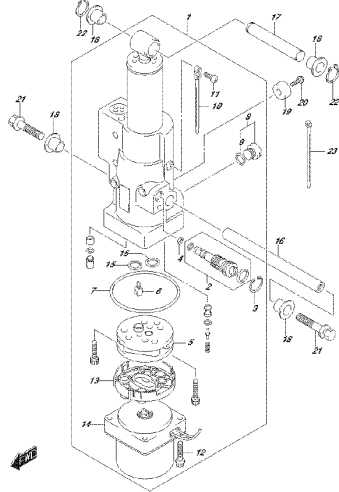
DP34 PART 016.338
TULY CYLINDER

FIG.338C



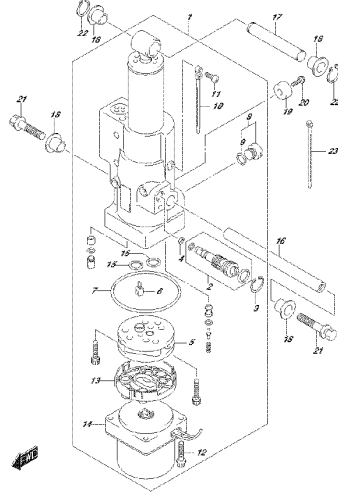
DEP&A, PAT. 016.330C
PIV 461206P

FIG.338D



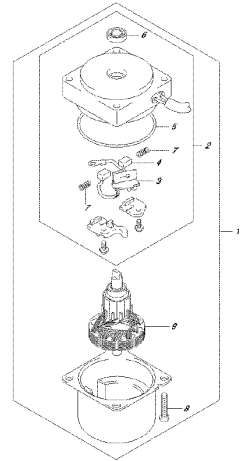
DEP&A, PAT. 016.330D
PIV 461206P

FIG.338E



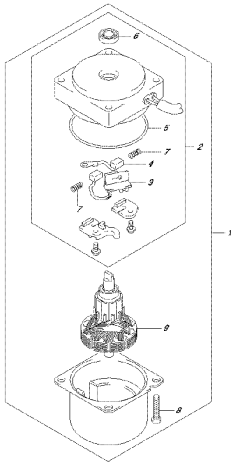
DEP&A, PAT. 016.330E
PIV 461206P

FIG.340A



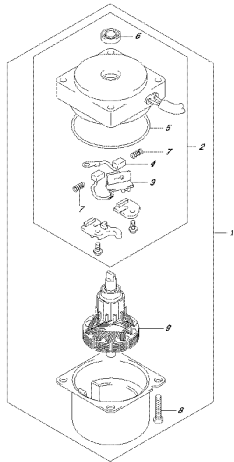
DEP&A, PAT. 016.340A
PIV 461206P

FIG.340B



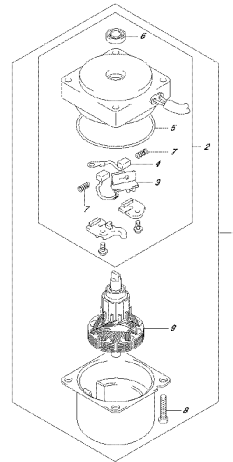
DEP&A, PAT. 016.340B
PIV 461206P

FIG.340C



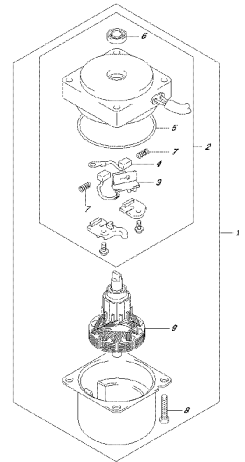
DEP&A, PAT. 016.340C
PIV 461206P

FIG.340D



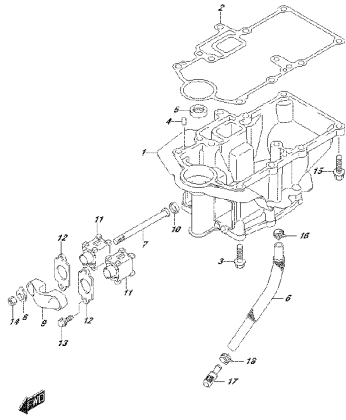
DEP&A, PAT. 016.340D
PIV 461206P

FIG.340E



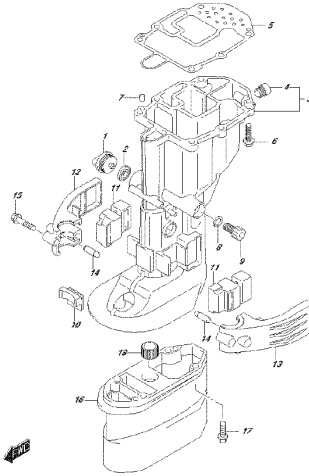
DEP&A, PAT. 016.340E
PIV 461206P

FIG.401A



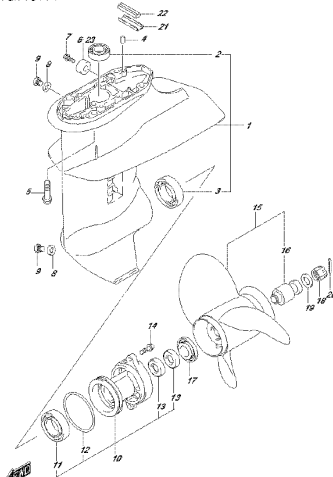
DEPMA PAT. 016.401A
© 2009 DEPMA S.P.A.

FIG.405A



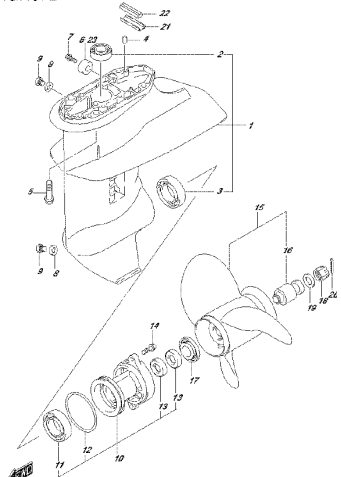
DEPMA PAT. 016.405A
© 2009 DEPMA S.P.A.

FIG.407A



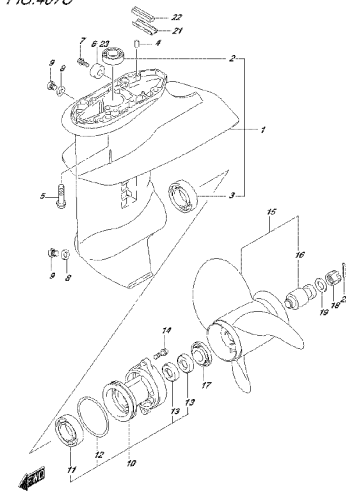
DEPMA PAT. 016.407A
© 2009 DEPMA S.P.A.

FIG.407B



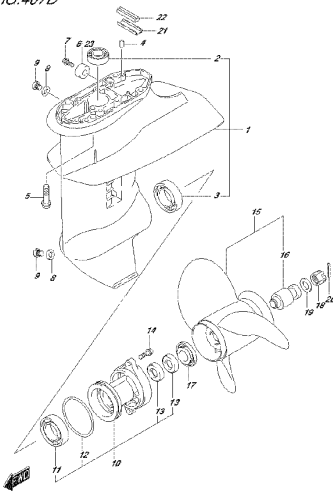
DEPMA PAT. 016.407B
© 2009 DEPMA S.P.A.

FIG.407C



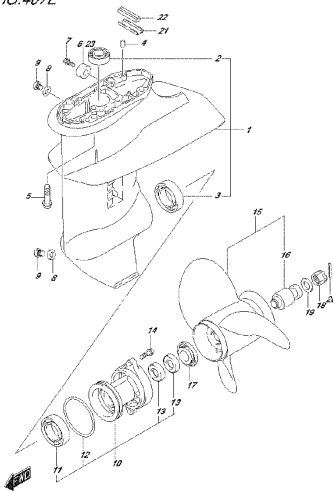
DEPMA PAT. 016.407C
© 2009 DEPMA S.P.A.

FIG.407D



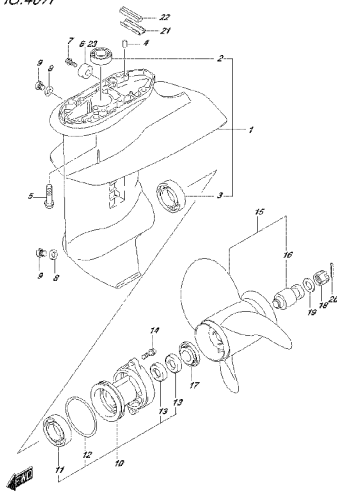
DEPMA PAT. 016.407D
© 2009 DEPMA S.P.A.

FIG.407E



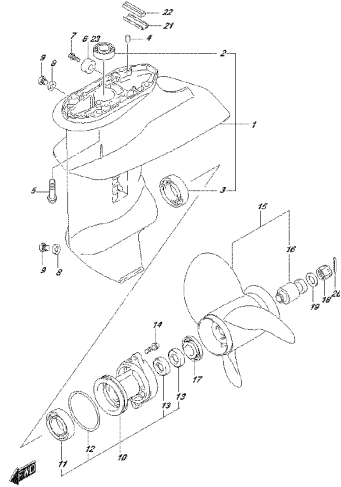
DEPMA PAT. 016.407E
© 2009 DEPMA S.P.A.

FIG.407F



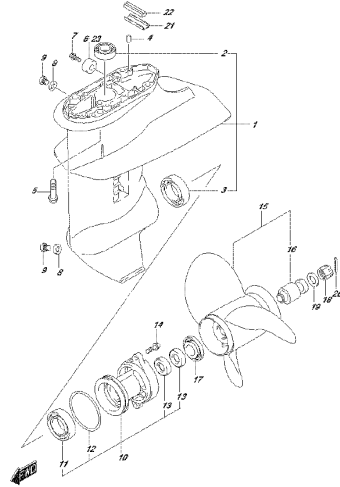
DEPMA PAT. 016.407F
© 2009 DEPMA S.P.A.

FIG.407G



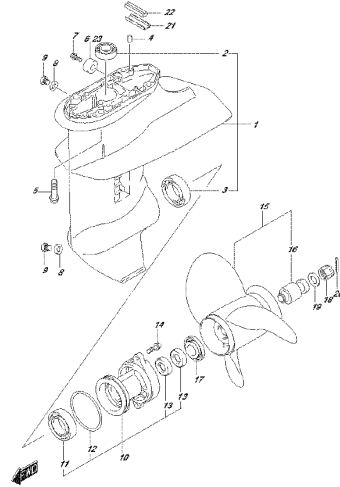
DEPMA PAT. 016-4570
GERMAN CASE

FIG.407H



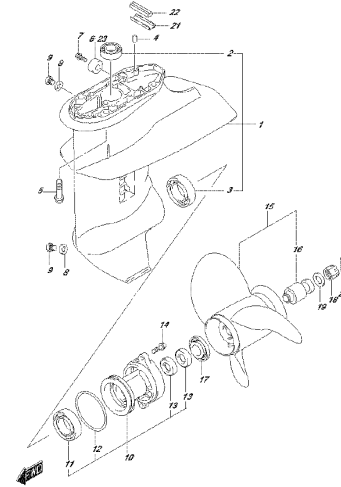
DEPMA PAT. 016-4571
GERMAN CASE

FIG.407J



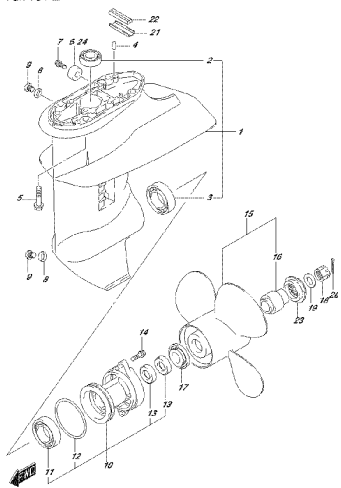
DEPMA PAT. 016-4571
GERMAN CASE

FIG.407K



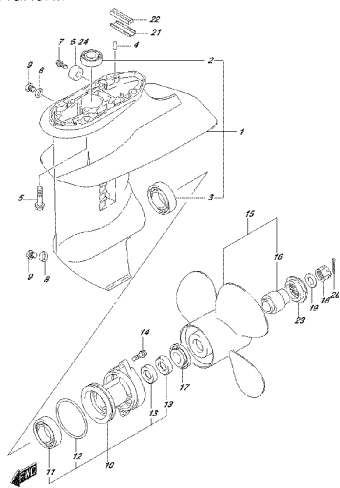
DEPMA PAT. 016-4571
GERMAN CASE

FIG.407L



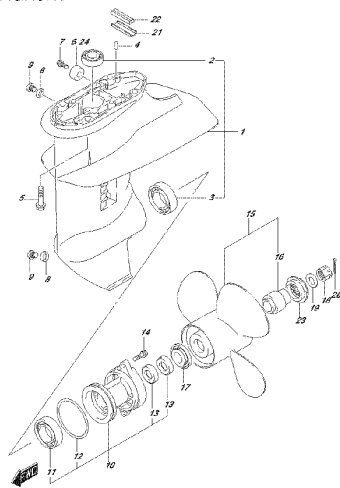
DEPMA PAT. 016-4571
GERMAN CASE

FIG.407M



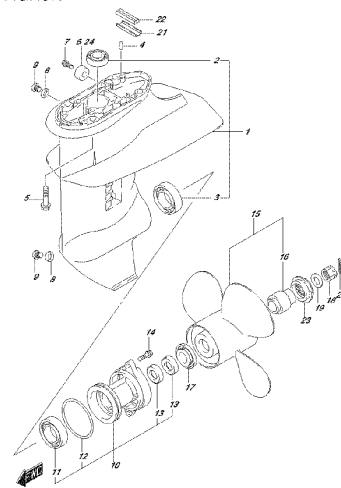
DEPMA PAT. 016-4571
GERMAN CASE

FIG.407N



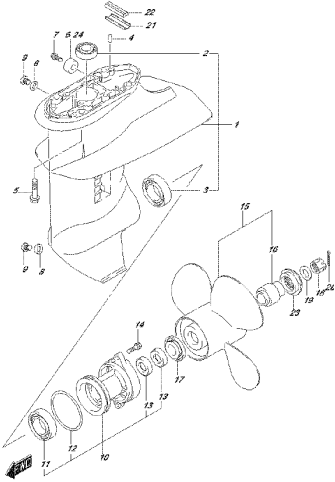
DEPMA PAT. 016-4571
GERMAN CASE

FIG.407P



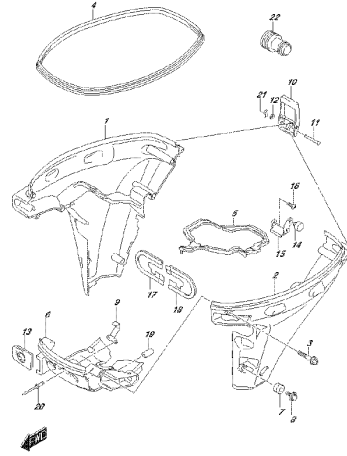
DEPMA PAT. 016-4571
GERMAN CASE

FIG.407R



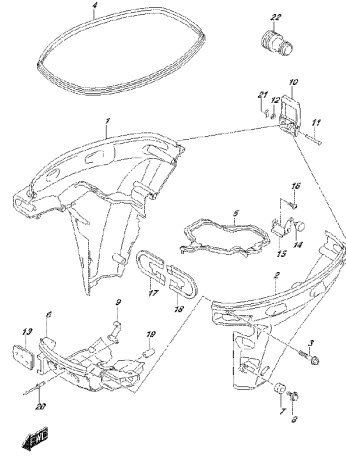
OPERA. PAT. 016-407R
SIRE-EDOR

FIG.410A



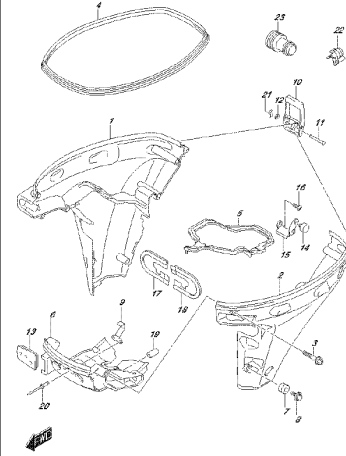
OPERA. PAT. 016-410A
SIRE-EDOR

FIG.410B



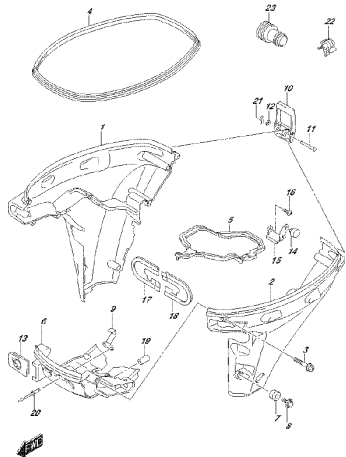
OPERA. PAT. 016-410B
SIRE-EDOR

FIG.410C



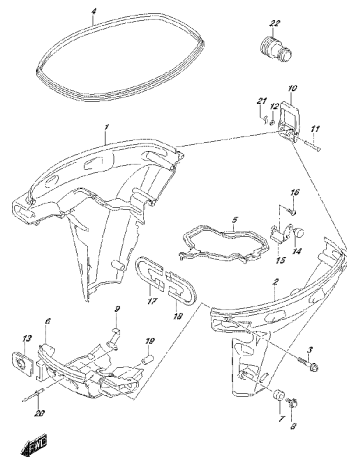
OPERA. PAT. 016-410C
SIRE-EDOR

FIG.410D



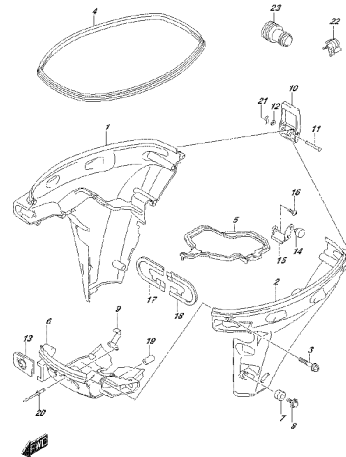
OPERA. PAT. 016-410D
SIRE-EDOR

FIG.410E



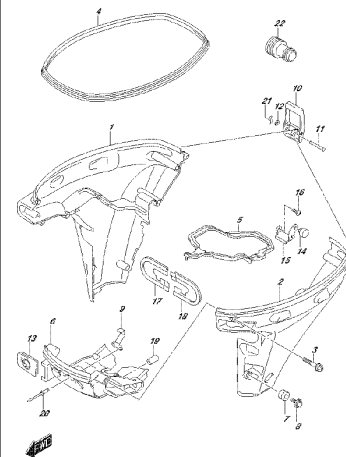
OPERA. PAT. 016-410E
SIRE-EDOR

FIG.410F



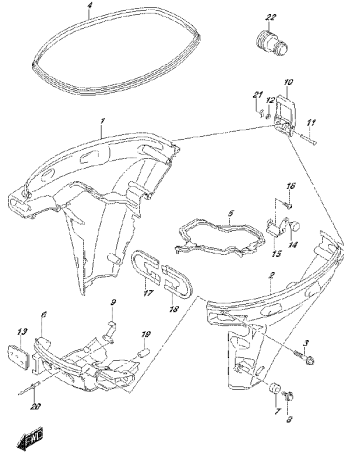
OPERA. PAT. 016-410F
SIRE-EDOR

FIG.410G



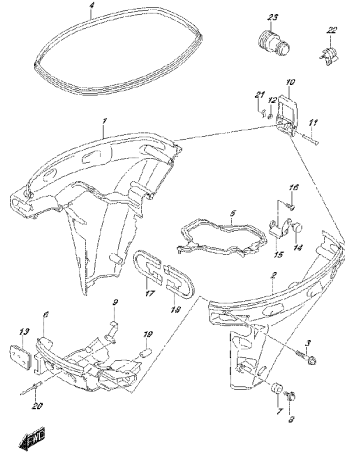
OPERA. PAT. 016-410G
SIRE-EDOR

FIG.410H



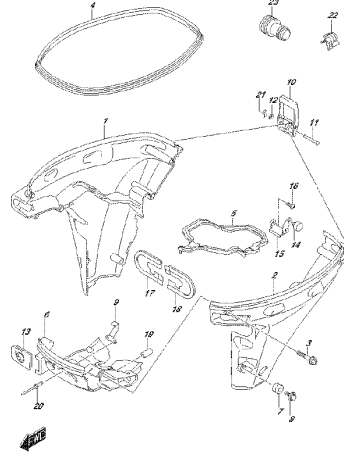
DP394, PRT.016.410H
PNE CODE9

FIG.410J



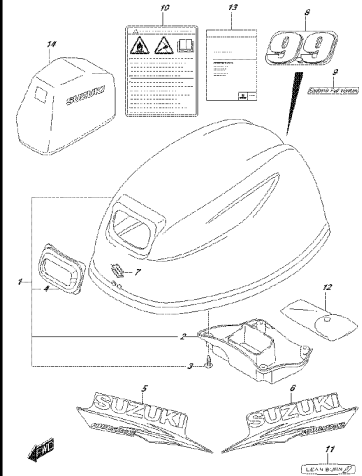
DP394, PRT.016.410J
PNE CODE9

FIG.410K



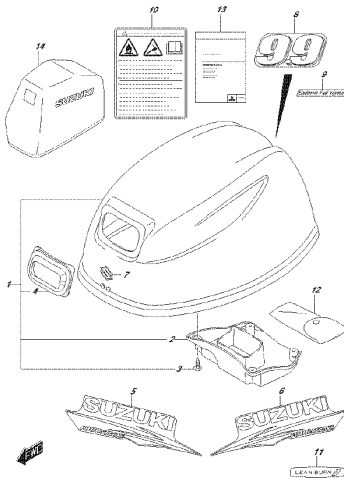
DP394, PRT.016.410K
PNE CODE9

FIG.420A



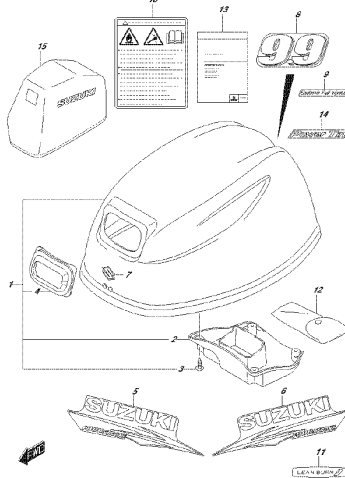
DP394, PRT.016.420A
PNE CODE9

FIG.420B



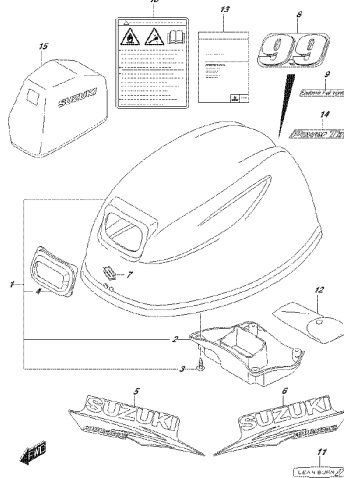
DP394, PRT.016.420B
PNE CODE9

FIG.420C



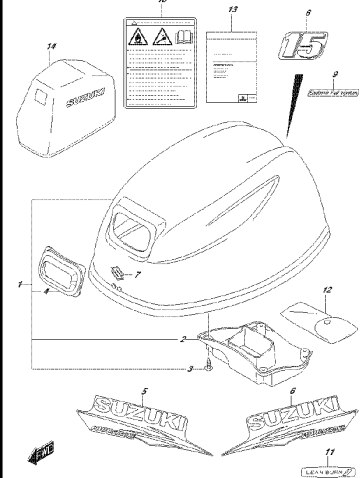
DP394, PRT.016.420C
PNE CODE9

FIG.420D



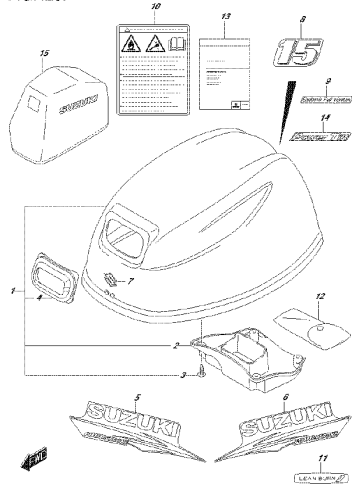
DP394, PRT.016.420D
PNE CODE9

FIG.420E



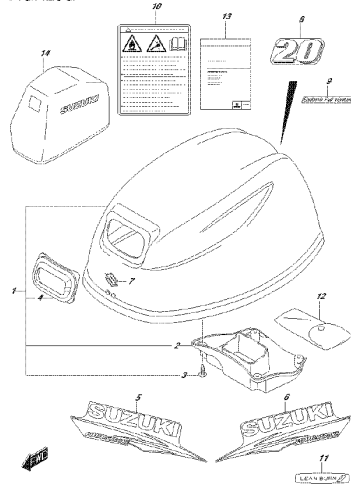
DP394, PRT.016.420E
PNE CODE9

FIG.420F



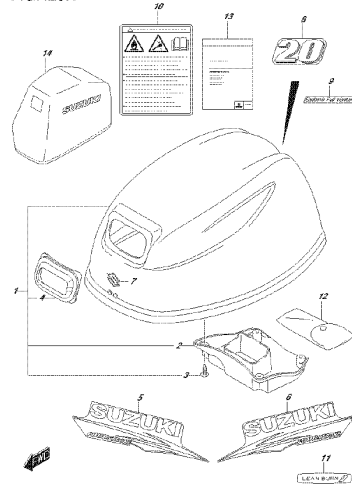
DP304, P312, 016-420F
FUEL TANK COVER

FIG.420G



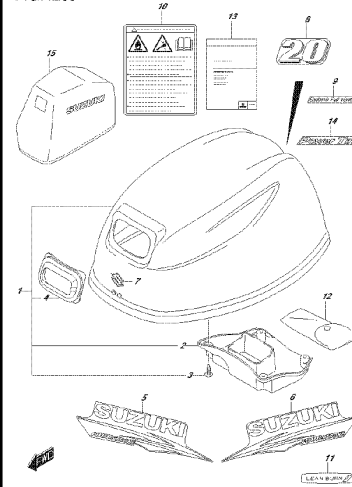
DP304, P312, 016-420G
FUEL TANK COVER

FIG.420H



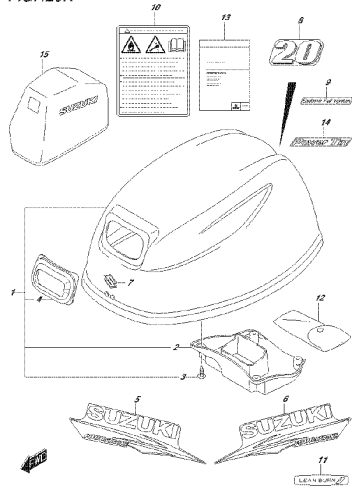
DP304, P312, 016-420H
FUEL TANK COVER

FIG.420J



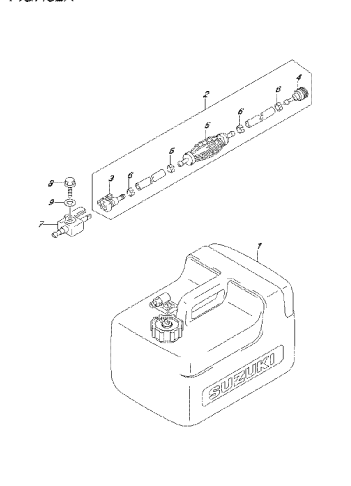
DP304, P312, 016-420J
FUEL TANK COVER

FIG.420K



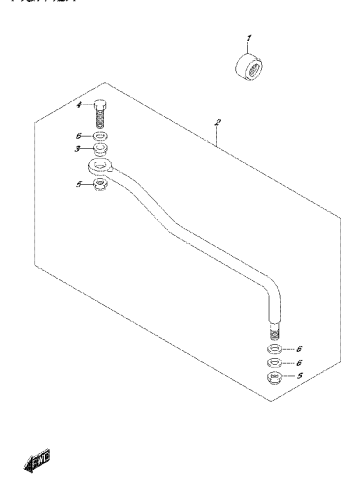
DP304, P312, 016-420K
FUEL TANK COVER

FIG.432A



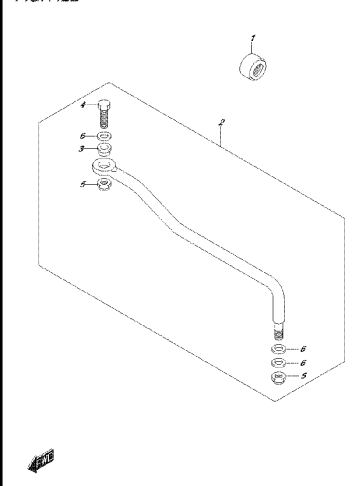
DP304, P312, 016-432A
FUEL TANK

FIG.442A



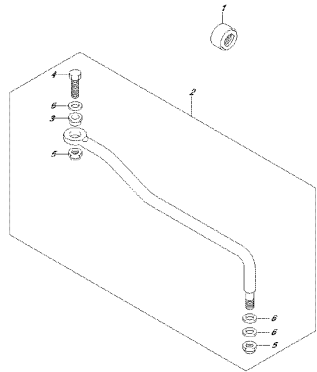
DP304, P312, 016-442A
FUEL TANK

FIG.442B



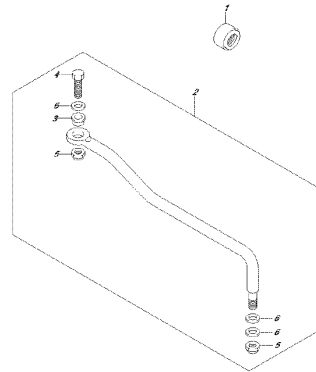
DP304, P312, 016-442B
FUEL TANK

FIG.442C



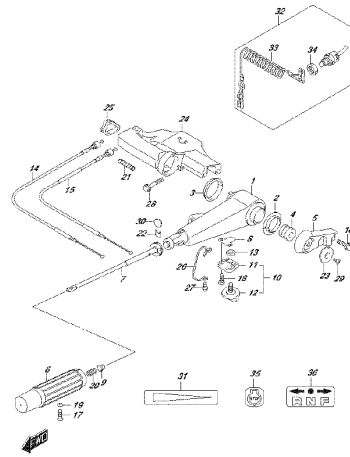
OPERA. PIST. 016.442C
SINGOLA LINEA

FIG.442D



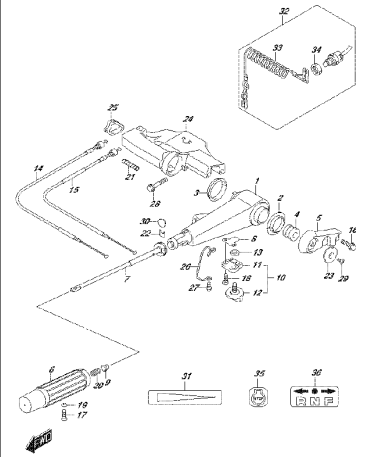
OPERA. PIST. 016.442D
SINGOLA LINEA

FIG.444A



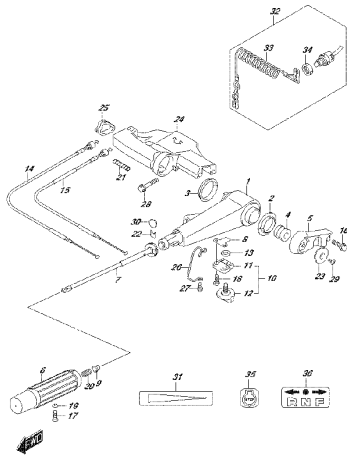
OPERA. PIST. 016.444A
TELEGR.HANDLE

FIG.444B



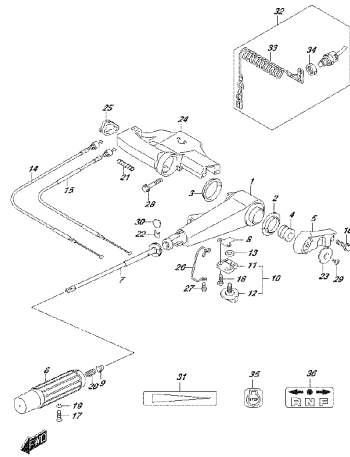
OPERA. PIST. 016.444B
TELEGR.HANDLE

FIG.444C



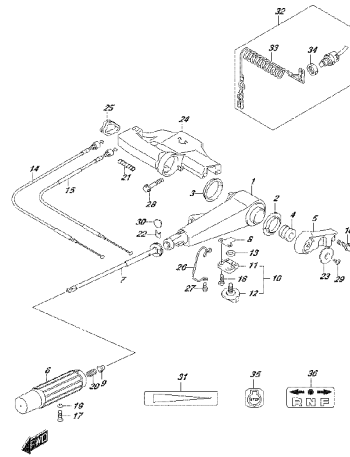
OPERA. PIST. 016.444C
TELEGR.HANDLE

FIG.444D



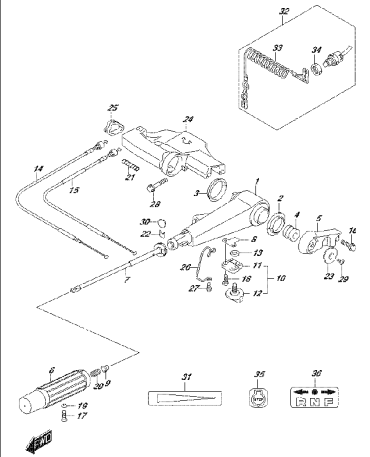
OPERA. PIST. 016.444D
TELEGR.HANDLE

FIG.444E



OPERA. PIST. 016.444E
TELEGR.HANDLE

FIG.444F



OPERA. PIST. 016.444F
TELEGR.HANDLE

FIG.450A

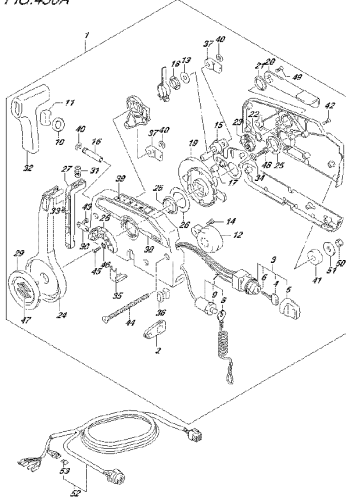


FIG.450A
DPSA, PZL 016.450
REARVIEW MIRROR

FIG.450B

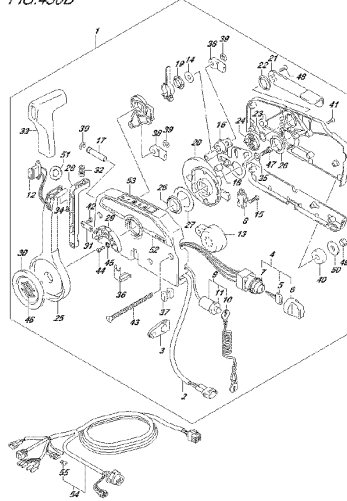


FIG.450B
DPSA, PZL 016.450
REARVIEW MIRROR

FIG.450C

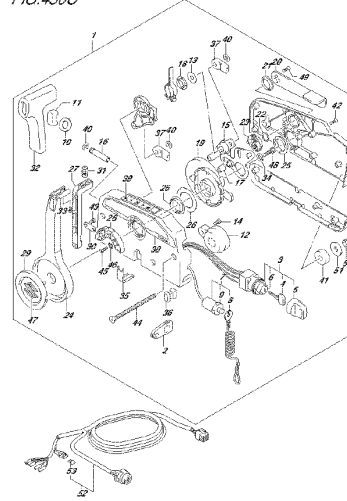


FIG.450C
DPSA, PZL 016.450
REARVIEW MIRROR

FIG.450D

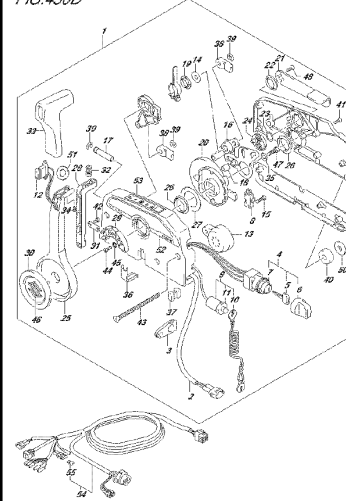


FIG.450D
DPSA, PZL 016.450
REARVIEW MIRROR

FIG.501A

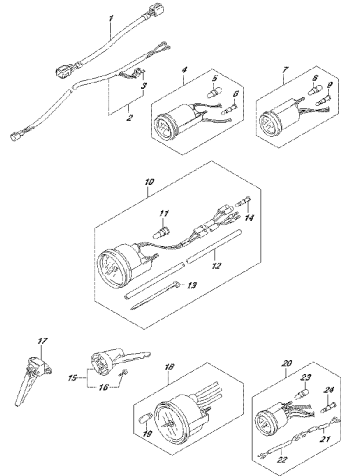


FIG.501A
DPSA, PZL 016.501
DRIVER MIRROR

FIG.501B

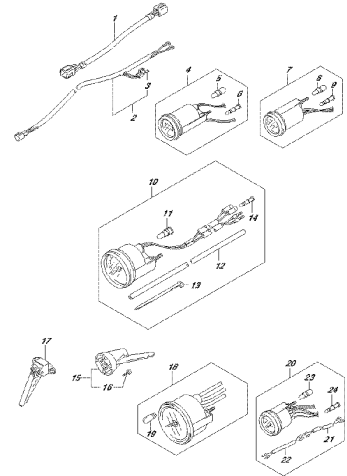


FIG.501B
DPSA, PZL 016.501
DRIVER MIRROR

FIG.501C

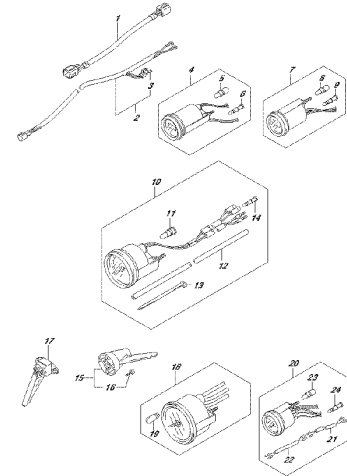


FIG.501C
DPSA, PZL 016.501
DRIVER MIRROR

FIG.501D

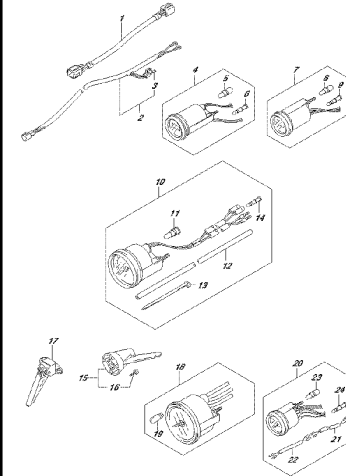
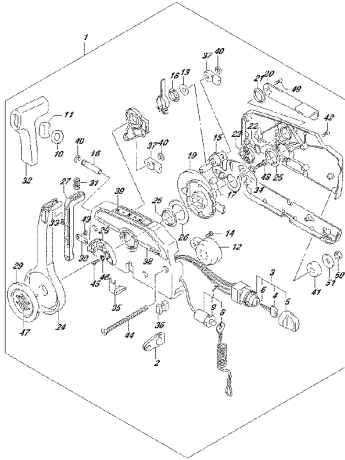


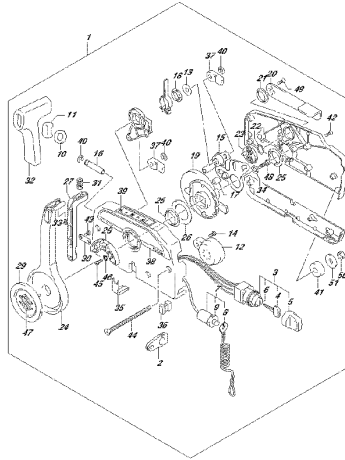
FIG.501D
DPSA, PZL 016.501
DRIVER MIRROR

FIG.508A



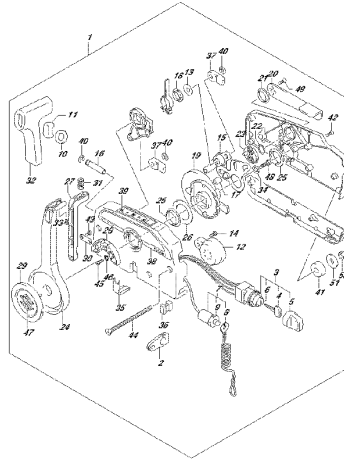
DEPA PAT. 016.824
OPT. REMOTE CONTROL

FIG.508B



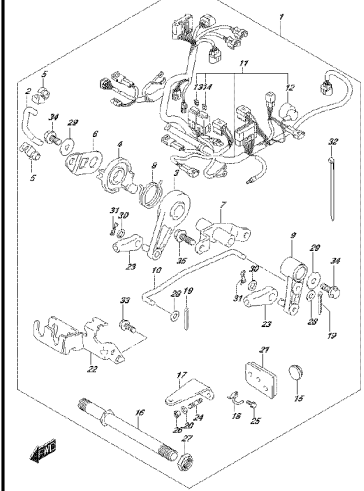
DEPA PAT. 016.825
OPT. REMOTE CONTROL

FIG.508C



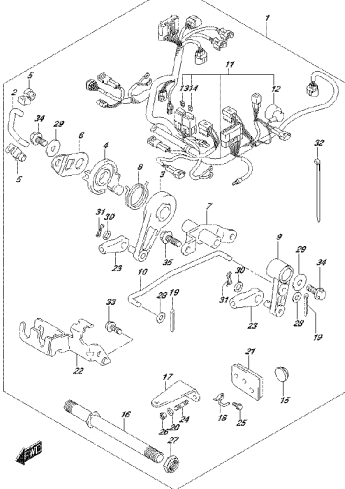
DEPA PAT. 016.826
OPT. REMOTE CONTROL

FIG.513A



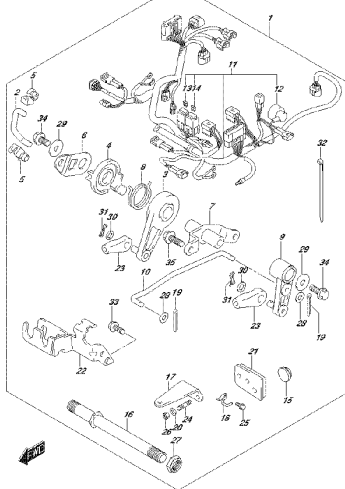
DEPA PAT. 016.828
OPT. REMOTE CONTROL PARTS

FIG.513B



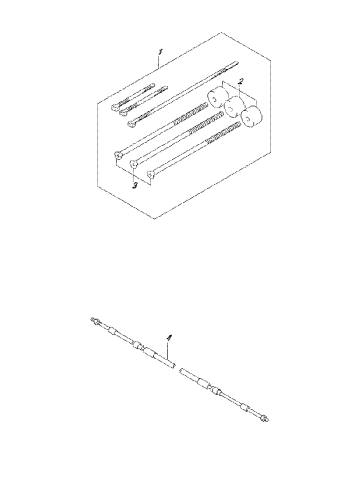
DEPA PAT. 016.829
OPT. REMOTE CONTROL PARTS

FIG.513C



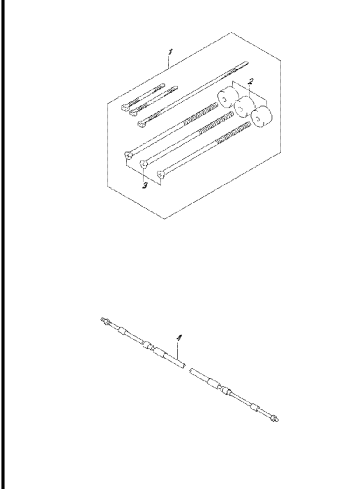
DEPA PAT. 016.832
OPT. REMOTE CONTROL PARTS

FIG.515A



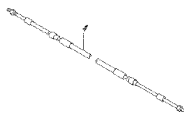
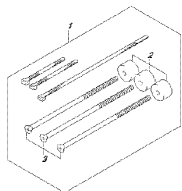
DEPA PAT. 016.834
OPT. REMOTE CONTROL PARTS

FIG.515B



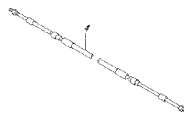
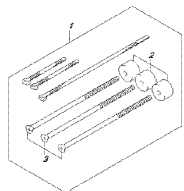
DEPA PAT. 016.837
OPT. REMOTE CONTROL PARTS

FIG.515C



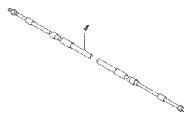
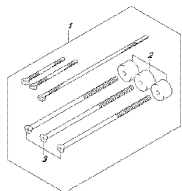
OPSA PRT.016.515C
OPT. REACTION CABLE

FIG.515D



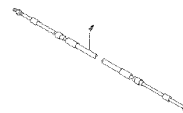
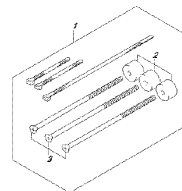
OPSA PRT.016.515D
OPT. REACTION CABLE

FIG.515E



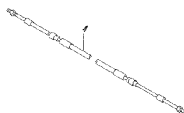
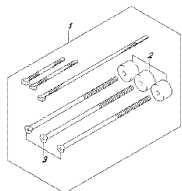
OPSA PRT.016.515E
OPT. REACTION CABLE

FIG.515F



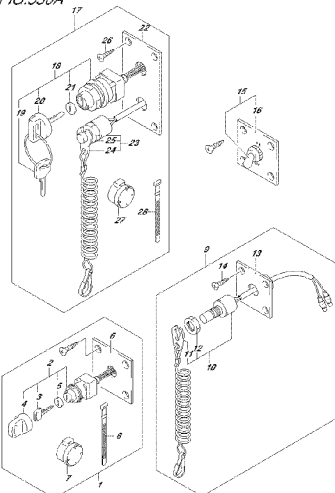
OPSA PRT.016.515F
OPT. REACTION CABLE

FIG.515G



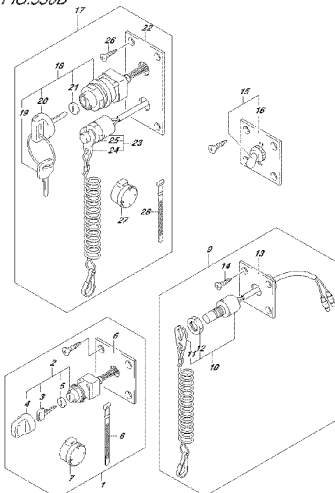
OPSA PRT.016.515G
OPT. REACTION CABLE

FIG.530A



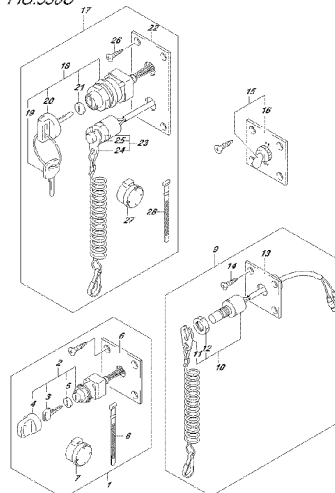
OPSA PRT.016.530A
OPT. BRITCH

FIG.530B



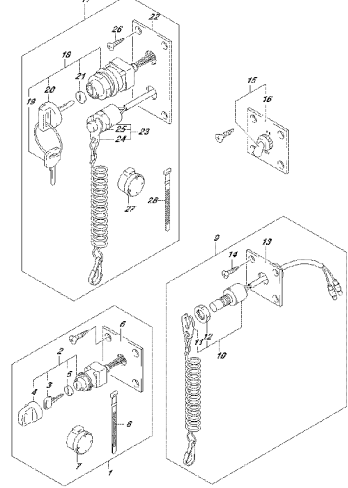
OPSA PRT.016.530B
OPT. BRITCH

FIG.530C



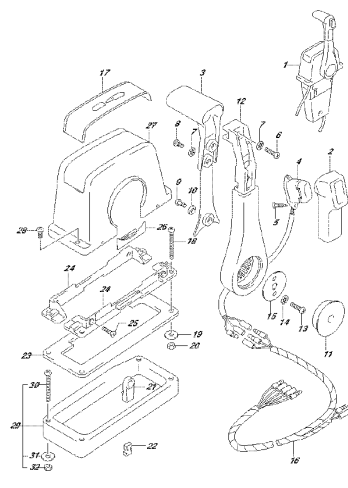
OPSA PRT.016.530C
OPT. BRITCH

FIG.530D



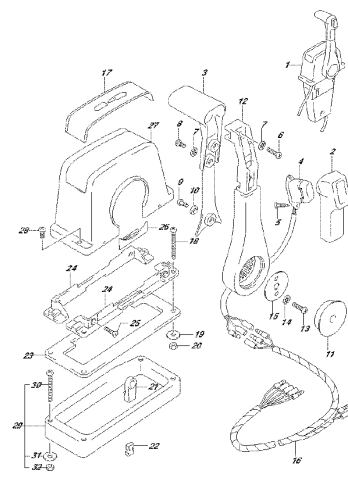
DP394, P21.016.530D
OPT. REARVIEW CONTROL ASSY (SINGLE) (1)

FIG.544A



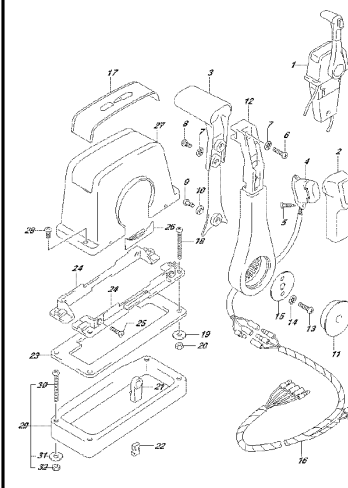
DP394, P21.016.544A
OPT. REARVIEW CONTROL ASSY (SINGLE) (1)

FIG.544B



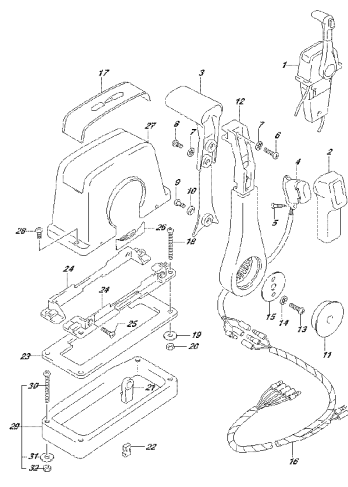
DP394, P21.016.544B
OPT. REARVIEW CONTROL ASSY (SINGLE) (1)

FIG.544C



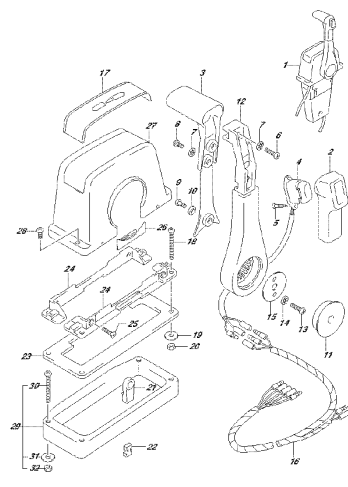
DP394, P21.016.544C
OPT. REARVIEW CONTROL ASSY (SINGLE) (1)

FIG.544D



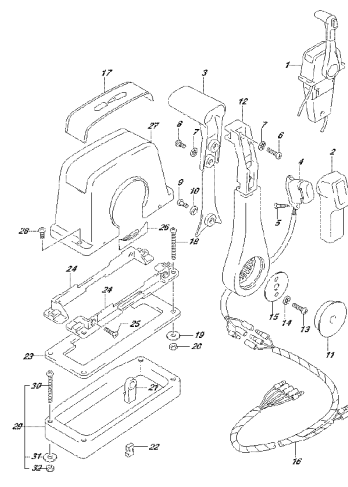
DP394, P21.016.544D
OPT. REARVIEW CONTROL ASSY (SINGLE) (1)

FIG.544E



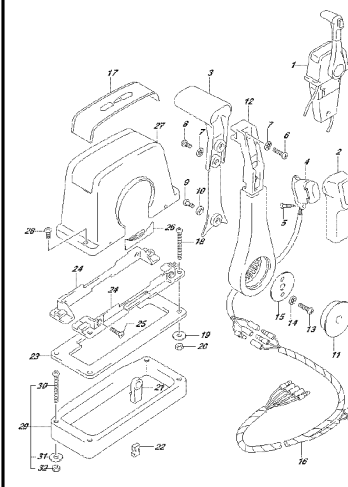
DP394, P21.016.544E
OPT. REARVIEW CONTROL ASSY (SINGLE) (1)

FIG.544F



DP394, P21.016.544F
OPT. REARVIEW CONTROL ASSY (SINGLE) (1)

FIG.544G



DP394, P21.016.544G
OPT. REARVIEW CONTROL ASSY (SINGLE) (1)

FIG. 545A

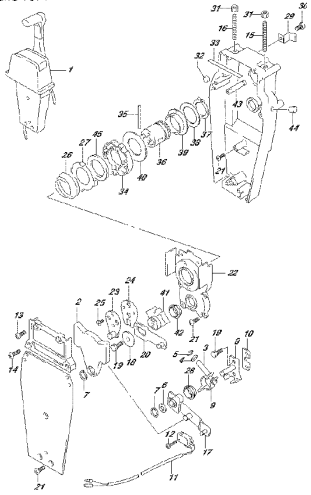


FIG. 545A
OPT. REMOTE CONTROL ASSY (SHRLE) (2)

FIG. 545B

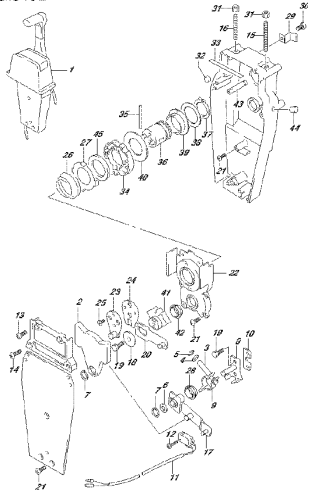


FIG. 545B
OPT. REMOTE CONTROL ASSY (SHRLE) (2)

FIG. 545C

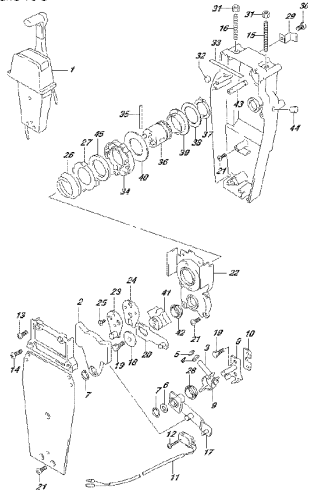


FIG. 545C
OPT. REMOTE CONTROL ASSY (SHRLE) (2)

FIG. 545D

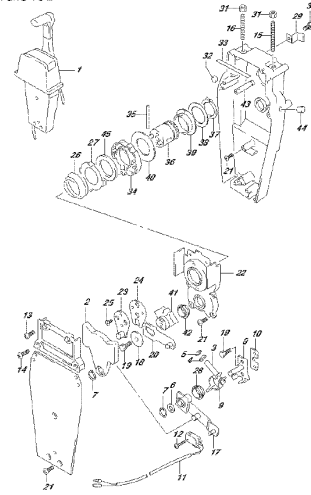


FIG. 545D
OPT. REMOTE CONTROL ASSY (SHRLE) (2)

FIG. 545E

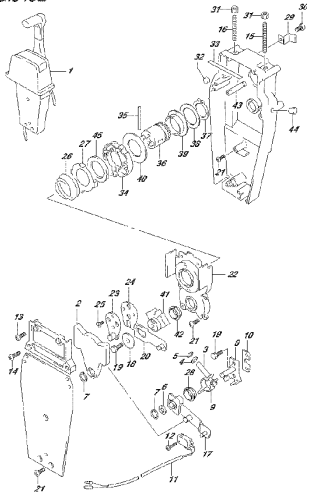


FIG. 545E
OPT. REMOTE CONTROL ASSY (SHRLE) (2)

FIG. 545F

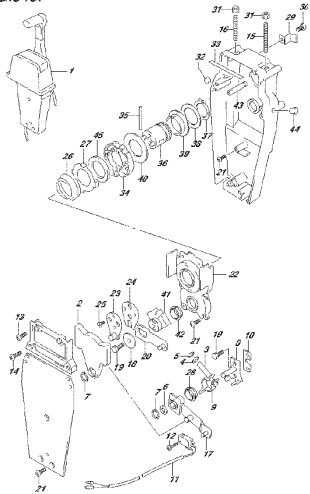


FIG. 545F
OPT. REMOTE CONTROL ASSY (SHRLE) (2)

FIG. 545G

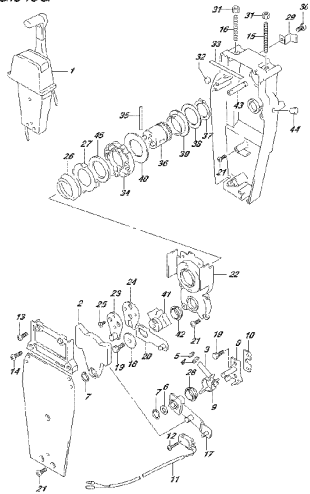


FIG. 545G
OPT. REMOTE CONTROL ASSY (SHRLE) (2)

FIG. 546A

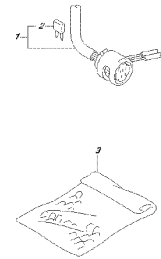
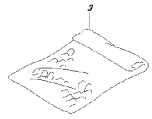
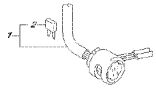


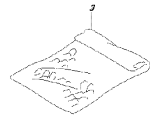
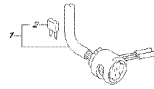
FIG. 546A
OPT. REMOTE CONTROL ASSY (SHRLE) (2)

FIG.546B



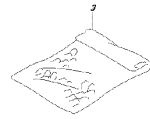
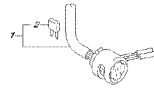
OPERA. PZL. 016.0462
OPT. REAGGION. CABLE. ELETTRICO STARTER

FIG.546C



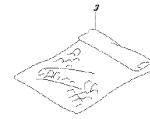
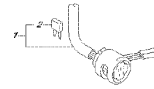
OPERA. PZL. 016.0462
OPT. REAGGION. CABLE. ELETTRICO STARTER

FIG.546D



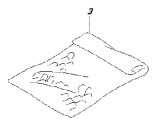
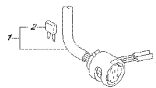
OPERA. PZL. 016.0462
OPT. REAGGION. CABLE. ELETTRICO STARTER

FIG.546E



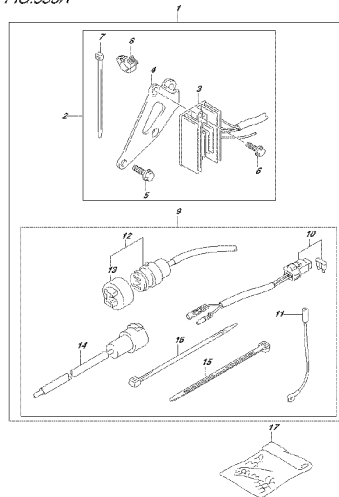
OPERA. PZL. 016.0462
OPT. REAGGION. CABLE. ELETTRICO STARTER

FIG.546F



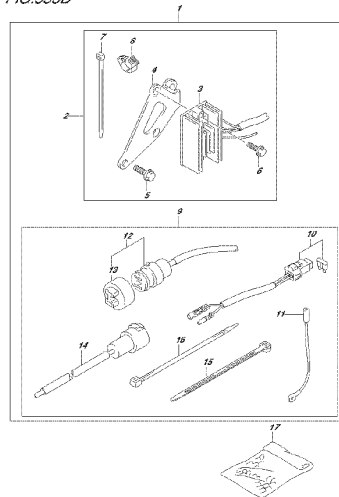
OPERA. PZL. 016.0462
OPT. REAGGION. CABLE. ELETTRICO STARTER

FIG.553A



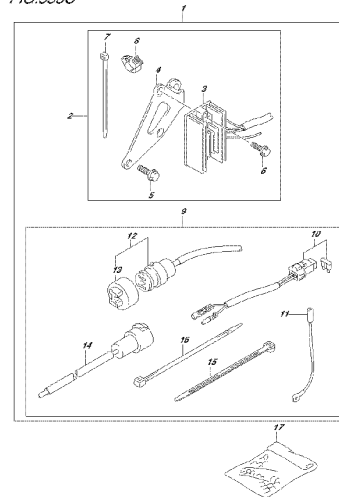
OPERA. PZL. 016.0534
OPT. ELETTRICAL. (DANALIC) STARTER

FIG.553B



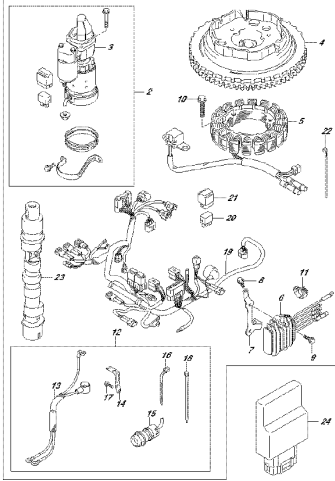
OPERA. PZL. 016.0534
OPT. ELETTRICAL. (DANALIC) STARTER

FIG.553C



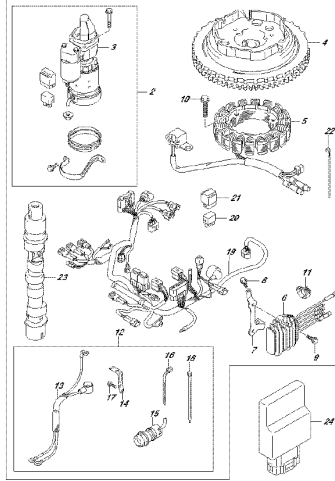
OPERA. PZL. 016.0534
OPT. ELETTRICAL. (DANALIC) STARTER

FIG.561A



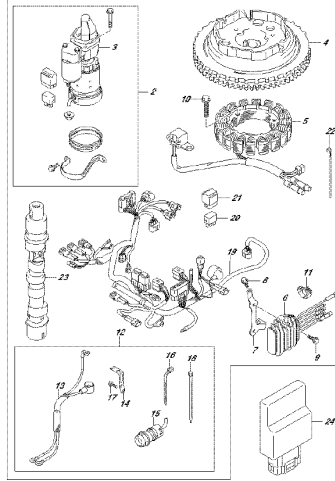
OPERA. PZL 016.814
OPT. STARTER/MANUAL STARTER

FIG.561B



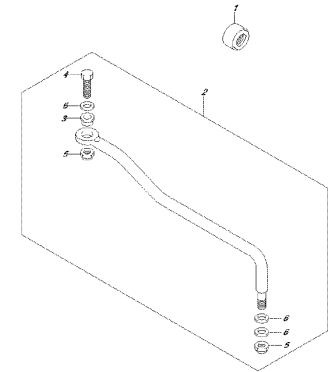
OPERA. PZL 016.810
OPT. STARTER/MANUAL STARTER

FIG.561C



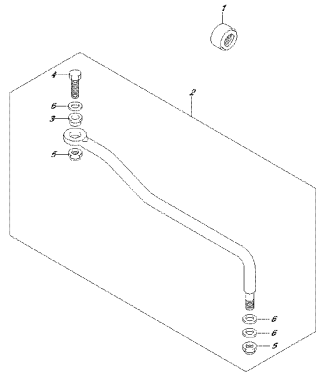
OPERA. PZL 016.810C
OPT. STARTER/MANUAL STARTER

FIG.575A



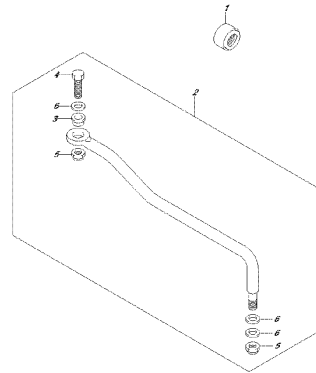
OPERA. PZL 016.824
OPT. FUEL LINE

FIG.575B



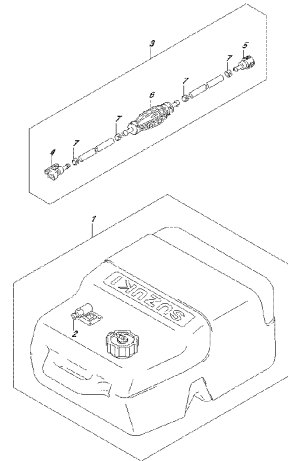
OPERA. PZL 016.824
OPT. FUEL LINE

FIG.575C



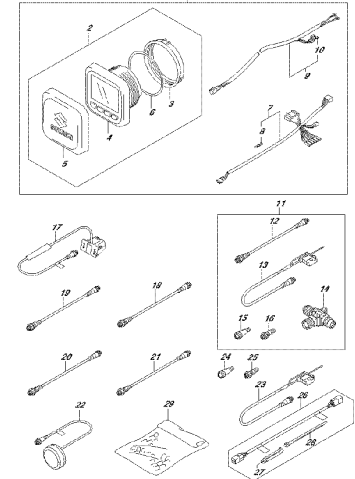
OPERA. PZL 016.824
OPT. FUEL LINE

FIG.583A



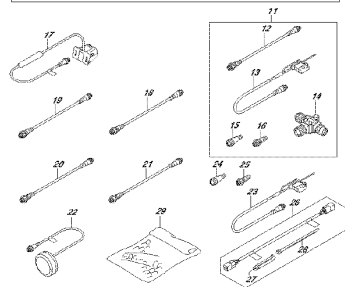
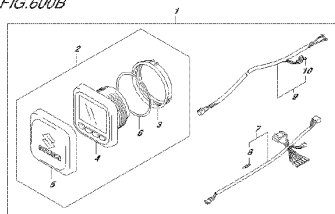
OPERA. PZL 016.824
OPT. FUEL TANK

FIG.600A



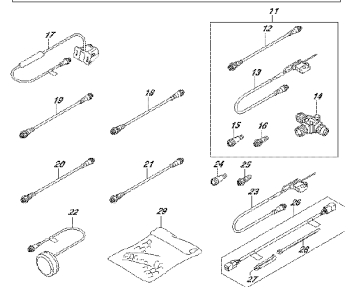
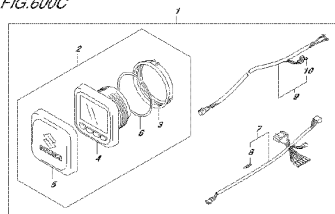
OPERA. PZL 016.824
OPT. FUEL TANK

FIG. 600B



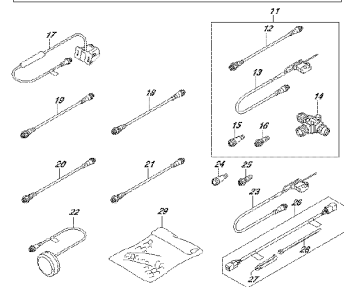
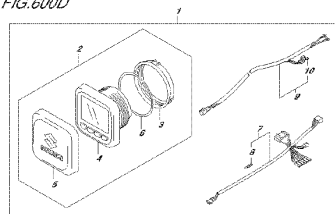
DESA, PISO 0-0-0000
OPT. BEL. (FUNCTION) VALVE

FIG. 600C



DESA, PISO 0-0-0000
OPT. BEL. (FUNCTION) VALVE

FIG. 600D



DESA, PISO 0-0-0000
OPT. BEL. (FUNCTION) VALVE

FIG.111A

FIG.111A (1-B-2) CYLINDER HEAD

REF NO.	PART NO.	DESCRIPTION	Q'TY	REMARKS
1	11110-89L01	HEAD, CYLINDER	1	
2	11141-89L00	GASKET, CYLINDER HEAD	1	
3	09119-08L02	BOLT (8X72)	6	
4	09119-08L01	BOLT (8X77)	2	
5	11261-93J00	COVER, PROTECTION ANODE	1	
6	09280-22019	O RING (D:1.9,ID:21.8)	1	
7	55321-87J01	ANODE, PROTECTION	1	
8	09103-06319	BOLT (6X14)	1	
9	01550-08207	BOLT	1	
10	11382-93E00	CAP, OIL FILLER	1	
11	09280-17003	O RING (D:3.1,ID:16.8)	1	
12	04211-11129	PIN	2	
13	11170-89L00	COVER, CYLINDER HEAD	1	
14	11162-89L00	GASKET, CYLINDER HEAD COVER	1	
15	01550-06207	BOLT	6	
16	11174-89L00	HOSE, BREATHER	1	
17	09401-12413	CLIP	2	
18	09482-00L04	SPARK PLUG (CPR6EA-9)	2	NGK
19	11115-93E00-001	GUIDE, VALVE (OS:0.3)	4	OPT

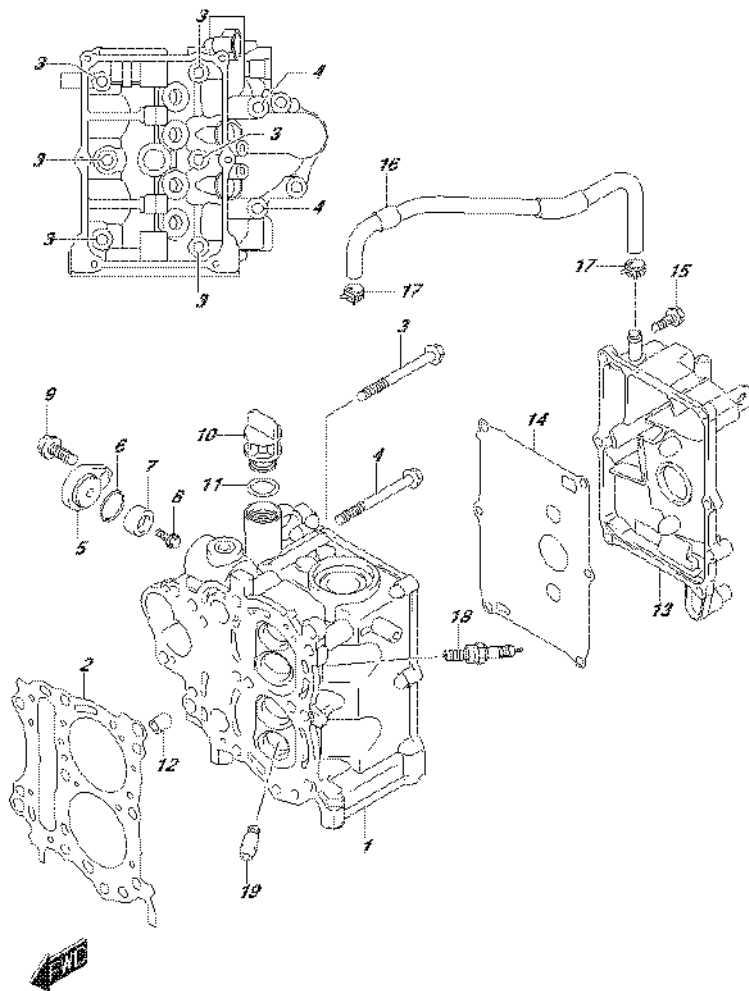


FIG.113A

FIG.113A (1-B-3) CYLINDER BLOCK

REF NO.	PART NO.	DESCRIPTION	Q'TY	REMARKS
1	11300-89L02	BLOCK ASSY, CYLINDER	1	
2	01550-06357	.BOLT	6	
3	01560-08757	.BOLT	4	
4	04211-11129	.PIN	2	
5	16440-11D00	REGULATOR ASSY, ENGINE	1	
6	11291-91B50	HOOK, ENGINE	1	OPT
7	01550-08207	BOLT	1	OPT

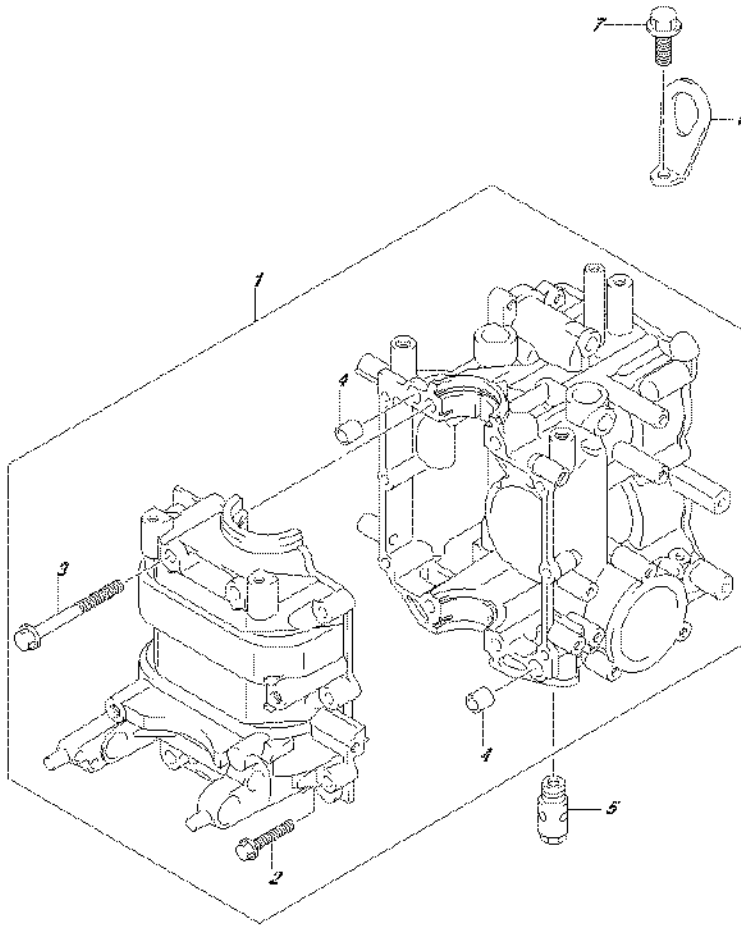


FIG.116A

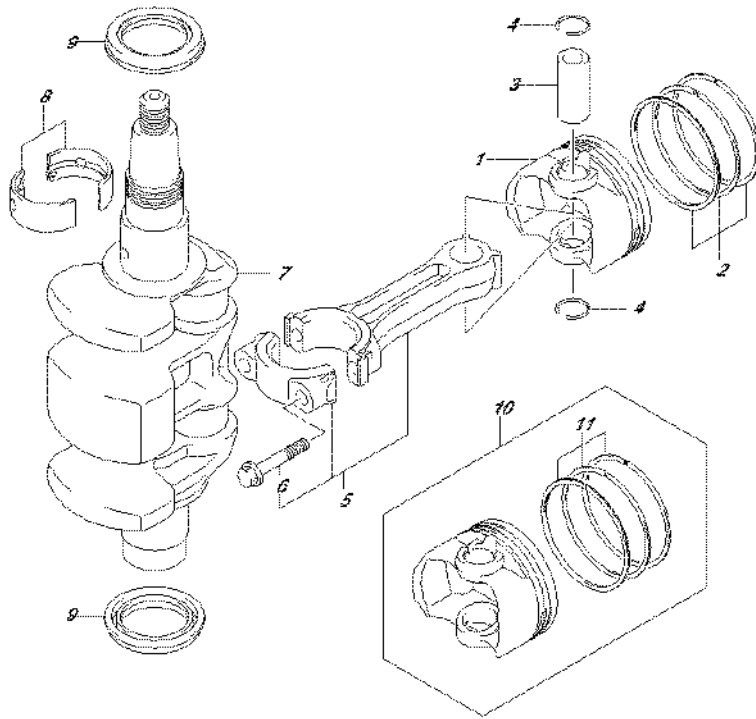


FIG.116A (1-B-4) CRANKSHAFT

REF NO.	PART NO.	DESCRIPTION	Q'TY	REMARKS
1	12111-89L00-0B0	PISTON	2	
2	12140-89L10	RING SET, PISTON	2	
3	12151-89L00	PIN, PISTON	2	
4	09381-16001	SNAP RING	4	
5	12160-89L11	CONNROD ASSY	2	
6	12163-89L02	.BOLT, CONNROD	4	
7	12220-89L00	CRANKSHAFT	1	
8	12341-89L10	BEARING, CRANKSHAFT	4	
9	09283-32039	OIL SEAL (32X44X6.5)	2	
10	12100-89L10-050	PISTON SET (OS:0.50)	2	OPT
11	12140-89L10-050	.RING SET, PISTON	2	OPT



FIG. 120A

FIG.120A (1-B-5) TIMING BELT

REF NO.	PART NO.	DESCRIPTION	Q'TY	REMARKS
1	12631-89L10	PULLEY, CRANKSHAFT (NT:17)	1	
2	12635-89L00	GUIDE, TIMING BELT	1	
3	12636-89L00	GUIDE, TIMING BELT (LOWER)	1	
4	12637-89L00	NUT, TIMING PULLEY	1	
5	12638-89L00	WASHER, PULLEY NUT LOCK	1	
6	12741-89L00	PULLEY, CAMSHAFT (NT:34)	1	
7	09103-06267	BOLT (6X18)	1	
8	09160-06171	WASHER (6.5X24X4)	1	
9	08341-31039	KEY	1	
10	08341-31039	KEY	1	
11	12625-89L01	BASE, STATOR	1	
12	04211-09149	PIN	2	
13	01550-06257	BOLT	2	
14	01550-06357	BOLT	2	
15	02122-04127	SCREW	3	
16	12761-93E0	BELT, TIMING	1	
17	12744-89L00	PLATE, SENSING	1	

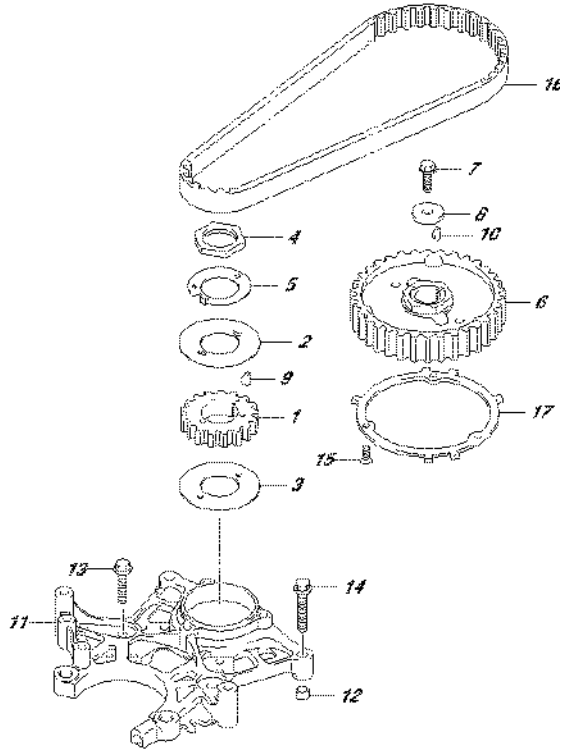


FIG. 121A

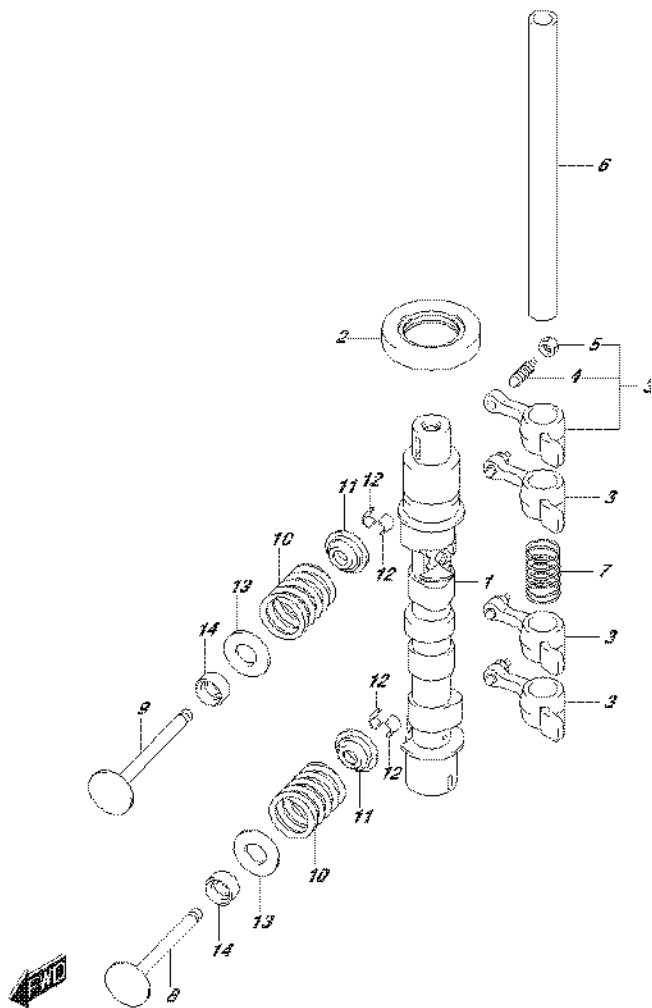


FIG.121A (1-B-6) CAMSHAFT (DF9.9B P03)

REF NO.	PART NO.	DESCRIPTION	Q'TY	REMARKS
1-1	12700-89L01	CAMSHAFT ASSY	1	W/MANUAL STARTER
1-2	12700-89L21	CAMSHAFT ASSY	1	W/ELECTRIC STARTER
2	09283-25096	OIL SEAL (25X44X7)	1	
3	12840-93E01	ARM, ROCKER	4	
4	12842-49201	.SCREW, TAPPET ADJUSTING	4	
5	12843-27A00	.NUT, TAPPET ADJUSTING	4	
6	12861-89L00	SHAFT, ROCKER ARM	1	
7	12891-94J00	SPRING, ROCKER SHAFT	1	
8	12911-94J01	VALVE, INTAKE	2	
9	12915-94J50	VALVE, EXHAUST	2	
10	12921-89L00	SPRING, VALVE	4	
11	12931-78G00	RETAINER, VALVE SPRING	4	
12	12932-24400	COTTER, VALVE	8	
13	12933-71C00	SEAT, VALVE SPRING	4	
14	09289-05012	OIL SEAL (5.5X11.5X9.3)	4	

FIG. 121B

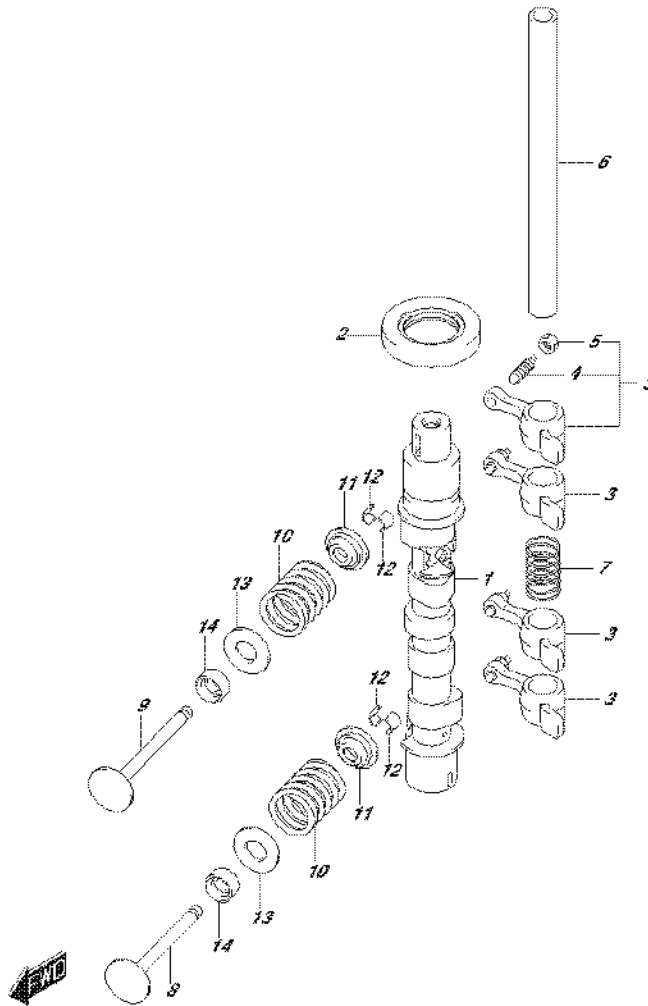


FIG.121B (1-B-7) CAMSHAFT (DF9.9BR P03)

REF NO.	PART NO.	DESCRIPTION	Q'TY	REMARKS
1	12700-89L21	CAMSHAFT ASSY	1	
2	09283-25096	OIL SEAL (25X44X7)	1	
3	12840-93E01	ARM, ROCKER	4	
4	12842-49201	.SCREW, TAPPET ADJUSTING	4	
5	12843-27A00	.NUT, TAPPET ADJUSTING	4	
6	12861-89L00	SHAFT, ROCKER ARM	1	
7	12891-94J00	SPRING, ROCKER SHAFT	1	
8	12911-94J01	VALVE, INTAKE	2	
9	12915-94J50	VALVE, EXHAUST	2	
10	12921-89L00	SPRING, VALVE	4	
11	12931-78G00	RETAINER, VALVE SPRING	4	
12	12932-24400	COTTER, VALVE	8	
13	12933-71C00	SEAT, VALVE SPRING	4	
14	09289-05012	OIL SEAL (5.5X11.5X9.3)	4	

FIG.121C

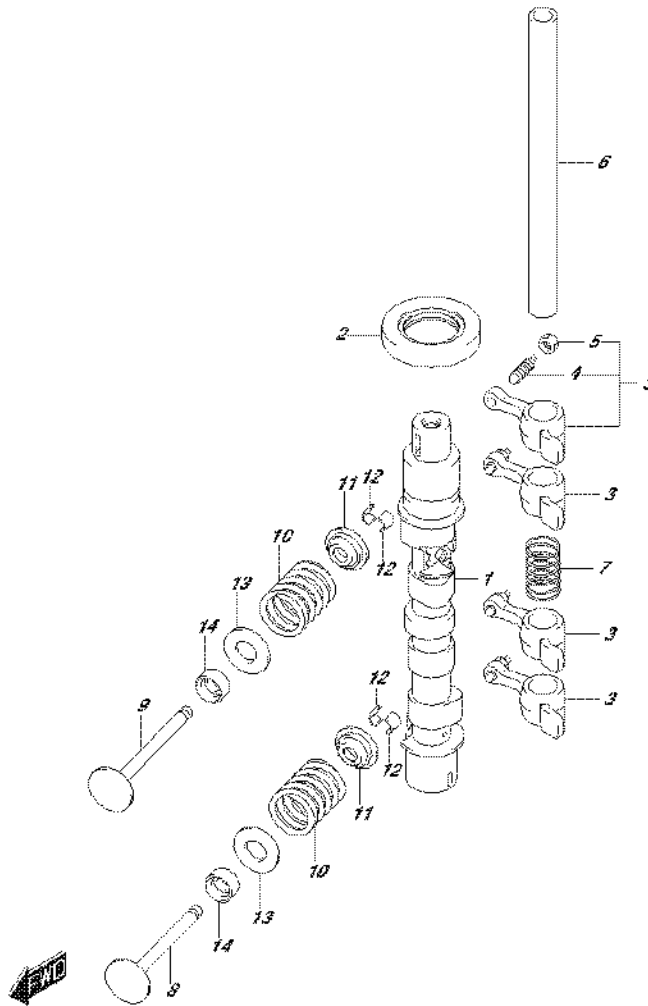


FIG.121C (1-B-8) CAMSHAFT (DF9.9BT P03)

REF NO.	PART NO.	DESCRIPTION	Q'TY	REMARKS
1	12700-89L21	CAMSHAFT ASSY	1	
2	09283-25096	OIL SEAL (25X44X7)	1	
3	12840-93E01	ARM, ROCKER	4	
4	12842-49201	.SCREW, TAPPET ADJUSTING	4	
5	12843-27A00	.NUT, TAPPET ADJUSTING	4	
6	12861-89L00	SHAFT, ROCKER ARM	1	
7	12891-94J00	SPRING, ROCKER SHAFT	1	
8	12911-94J01	VALVE, INTAKE	2	
9	12915-94J50	VALVE, EXHAUST	2	
10	12921-89L00	SPRING, VALVE	4	
11	12931-78G00	RETAINER, VALVE SPRING	4	
12	12932-24400	COTTER, VALVE	8	
13	12933-71C00	SEAT, VALVE SPRING	4	
14	09289-05012	OIL SEAL (5.5X11.5X9.3)	4	

FIG. 121D

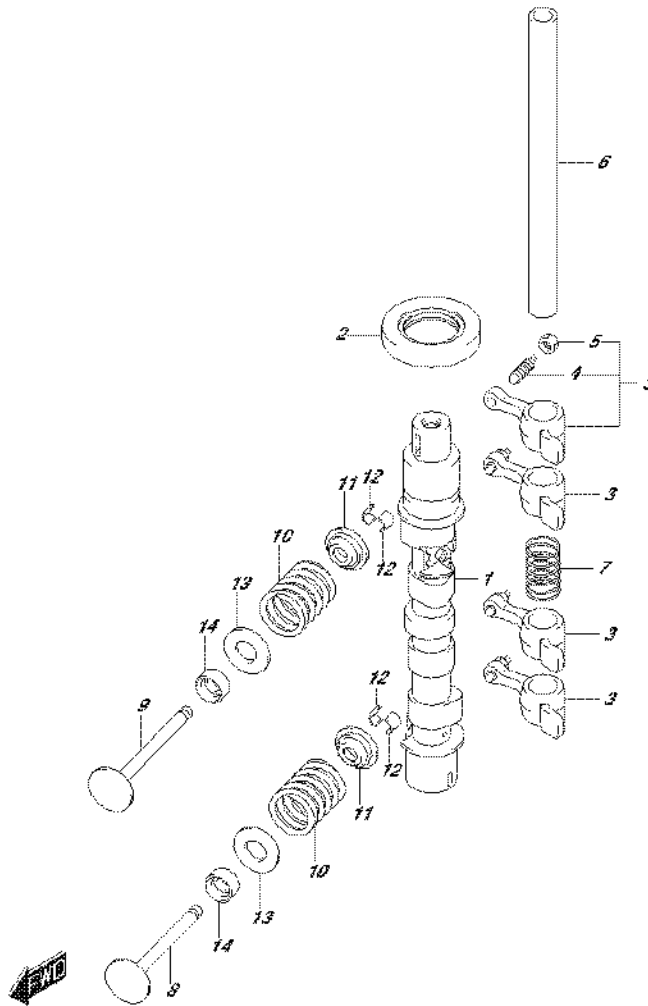


FIG.121D (1-B-9) CAMSHAFT (DF9.9BTH P03)

REF NO.	PART NO.	DESCRIPTION	Q'TY	REMARKS
1	12700-89L21	CAMSHAFT ASSY	1	
2	09283-25096	OIL SEAL (25X44X7)	1	
3	12840-93E01	ARM, ROCKER	4	
4	12842-49201	.SCREW, TAPPET ADJUSTING	4	
5	12843-27A00	.NUT, TAPPET ADJUSTING	4	
6	12861-89L00	SHAFT, ROCKER ARM	1	
7	12891-94J00	SPRING, ROCKER SHAFT	1	
8	12911-94J01	VALVE, INTAKE	2	
9	12915-94J50	VALVE, EXHAUST	2	
10	12921-89L00	SPRING, VALVE	4	
11	12931-78G00	RETAINER, VALVE SPRING	4	
12	12932-24400	COTTER, VALVE	8	
13	12933-71C00	SEAT, VALVE SPRING	4	
14	09289-05012	OIL SEAL (5.5X11.5X9.3)	4	

FIG. 121E

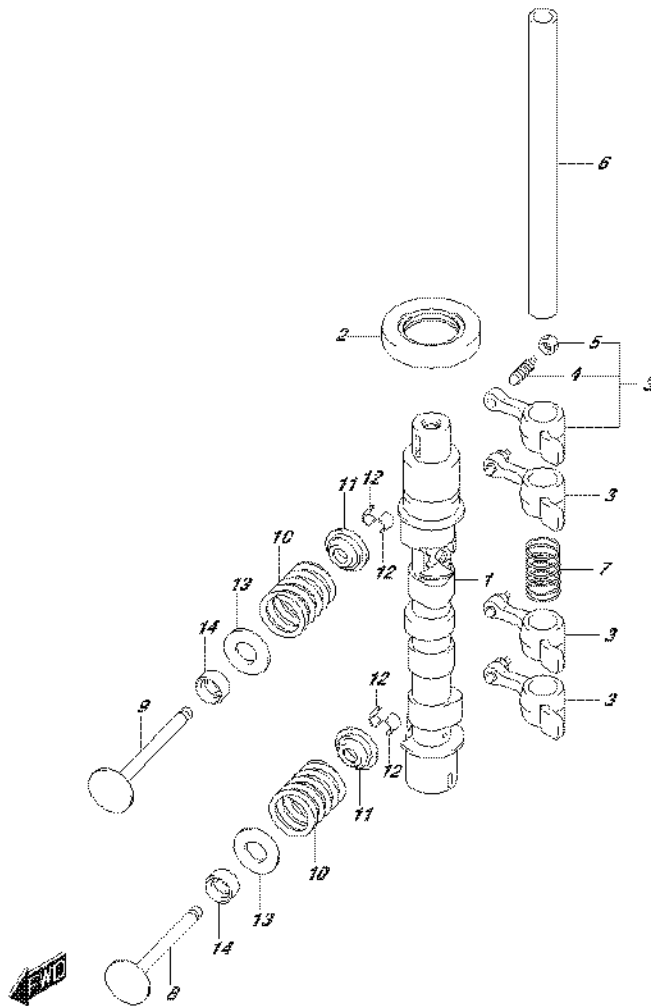


FIG.121E (1-B-10) CAMSHAFT (DF15A P03)

REF NO.	PART NO.	DESCRIPTION	Q'TY	REMARKS
1-1	12700-89L01	CAMSHAFT ASSY	1	W/MANUAL STARTER
1-2	12700-89L21	CAMSHAFT ASSY	1	W/ELECTRIC STARTER
2	09283-25096	OIL SEAL (25X44X7)	1	
3	12840-93E01	ARM, ROCKER	4	
4	12842-49201	.SCREW, TAPPET ADJUSTING	4	
5	12843-27A00	.NUT, TAPPET ADJUSTING	4	
6	12861-89L00	SHAFT, ROCKER ARM	1	
7	12891-94J00	SPRING, ROCKER SHAFT	1	
8	12911-94J01	VALVE, INTAKE	2	
9	12915-94J50	VALVE, EXHAUST	2	
10	12921-89L00	SPRING, VALVE	4	
11	12931-78G00	RETAINER, VALVE SPRING	4	
12	12932-24400	COTTER, VALVE	8	
13	12933-71C00	SEAT, VALVE SPRING	4	
14	09289-05012	OIL SEAL (5.5X11.5X9.3)	4	

FIG.121F

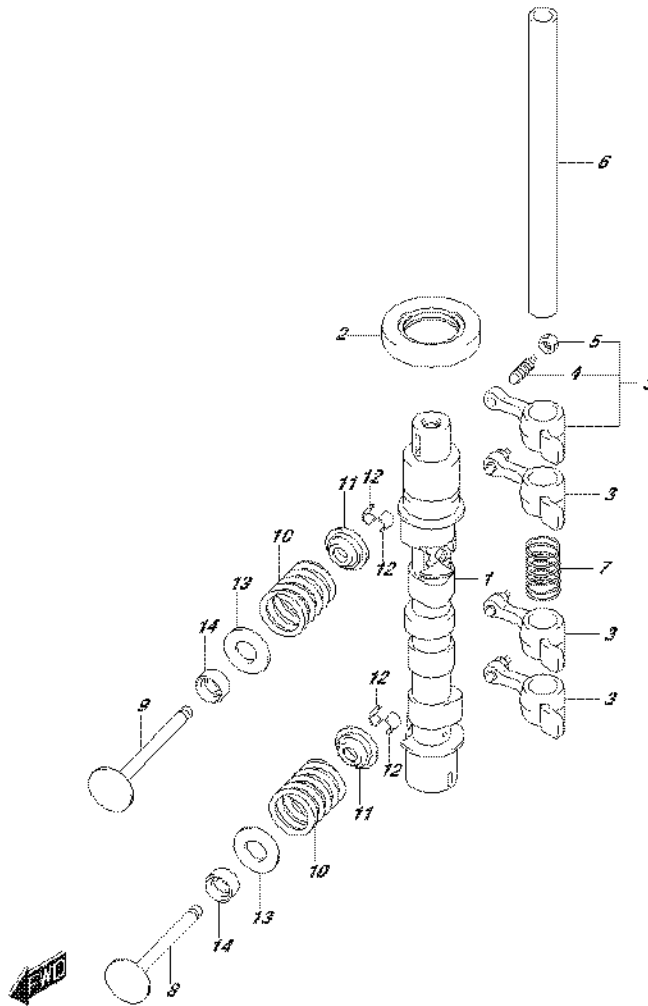


FIG.121F (1-B-11) CAMSHAFT (DF15ATH P03)

REF NO.	PART NO.	DESCRIPTION	Q'TY	REMARKS
1	12700-89L21	CAMSHAFT ASSY	1	
2	09283-25096	OIL SEAL (25X44X7)	1	
3	12840-93E01	ARM, ROCKER	4	
4	12842-49201	.SCREW, TAPPET ADJUSTING	4	
5	12843-27A00	.NUT, TAPPET ADJUSTING	4	
6	12861-89L00	SHAFT, ROCKER ARM	1	
7	12891-94J00	SPRING, ROCKER SHAFT	1	
8	12911-94J01	VALVE, INTAKE	2	
9	12915-94J50	VALVE, EXHAUST	2	
10	12921-89L00	SPRING, VALVE	4	
11	12931-78G00	RETAINER, VALVE SPRING	4	
12	12932-24400	COTTER, VALVE	8	
13	12933-71C00	SEAT, VALVE SPRING	4	
14	09289-05012	OIL SEAL (5.5X11.5X9.3)	4	

FIG.121G

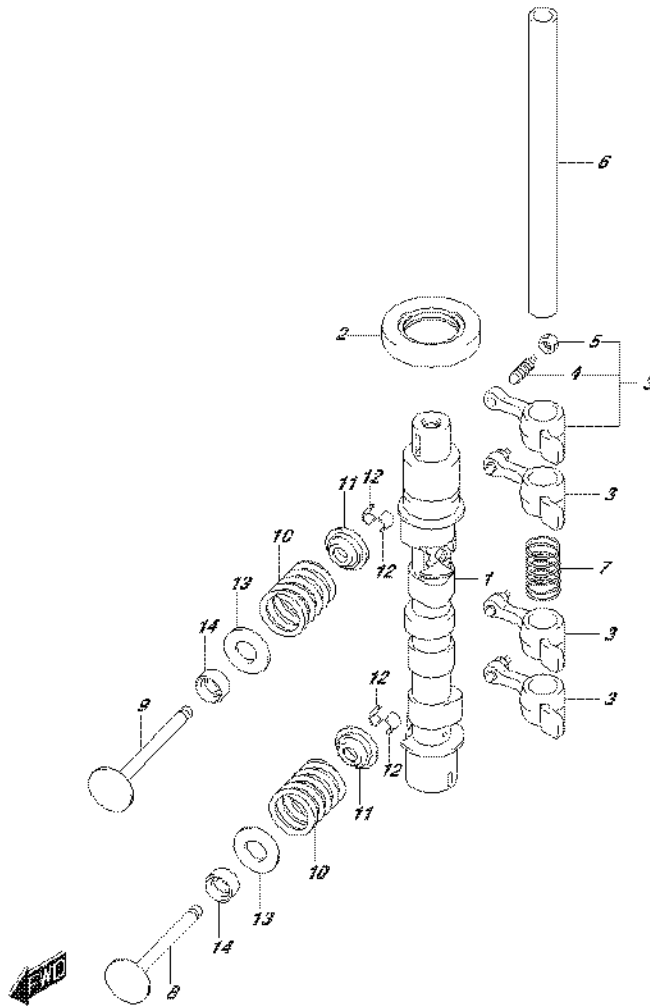


FIG.121G (1-B-12) CAMSHAFT (DF20A P03)

REF NO.	PART NO.	DESCRIPTION	Q'TY	REMARKS
1-1	12700-89L01	CAMSHAFT ASSY	1	W/MANUAL STARTER
1-2	12700-89L21	CAMSHAFT ASSY	1	W/ELECTRIC STARTER
2	09283-25096	OIL SEAL (25X44X7)	1	
3	12840-93E01	ARM, ROCKER	4	
4	12842-49201	.SCREW, TAPPET ADJUSTING	4	
5	12843-27A00	.NUT, TAPPET ADJUSTING	4	
6	12861-89L00	SHAFT, ROCKER ARM	1	
7	12891-94J00	SPRING, ROCKER SHAFT	1	
8	12911-94J01	VALVE, INTAKE	2	
9	12915-94J50	VALVE, EXHAUST	2	
10	12921-89L00	SPRING, VALVE	4	
11	12931-78G00	RETAINER, VALVE SPRING	4	
12	12932-24400	COTTER, VALVE	8	
13	12933-71C00	SEAT, VALVE SPRING	4	
14	09289-05012	OIL SEAL (5.5X11.5X9.3)	4	

FIG.121H

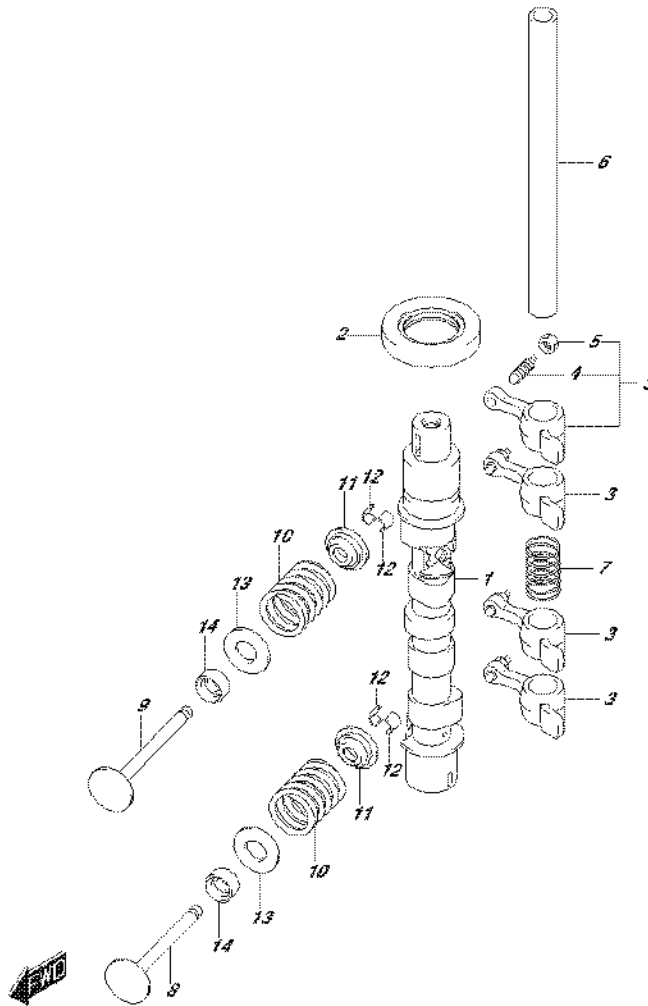


FIG.121H (1-B-13) CAMSHAFT (DF20AR P03)

REF NO.	PART NO.	DESCRIPTION	Q'TY	REMARKS
1	12700-89L21	CAMSHAFT ASSY	1	
2	09283-25096	OIL SEAL (25X44X7)	1	
3	12840-93E01	ARM, ROCKER	4	
4	12842-49201	.SCREW, TAPPET ADJUSTING	4	
5	12843-27A00	.NUT, TAPPET ADJUSTING	4	
6	12861-89L00	SHAFT, ROCKER ARM	1	
7	12891-94J00	SPRING, ROCKER SHAFT	1	
8	12911-94J01	VALVE, INTAKE	2	
9	12915-94J50	VALVE, EXHAUST	2	
10	12921-89L00	SPRING, VALVE	4	
11	12931-78G00	RETAINER, VALVE SPRING	4	
12	12932-24400	COTTER, VALVE	8	
13	12933-71C00	SEAT, VALVE SPRING	4	
14	09289-05012	OIL SEAL (5.5X11.5X9.3)	4	

FIG. 121J

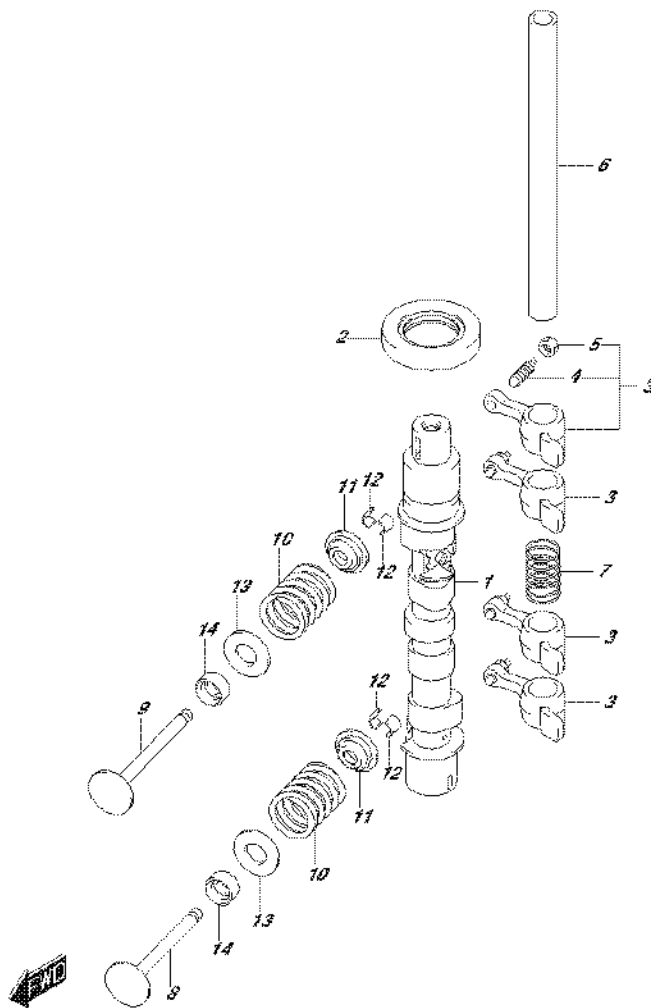


FIG.121J (1-B-14) CAMSHAFT (DF20AT P03)

REF NO.	PART NO.	DESCRIPTION	Q'TY	REMARKS
1	12700-89L21	CAMSHAFT ASSY	1	
2	09283-25096	OIL SEAL (25X44X7)	1	
3	12840-93E01	ARM, ROCKER	4	
4	12842-49201	.SCREW, TAPPET ADJUSTING	4	
5	12843-27A00	.NUT, TAPPET ADJUSTING	4	
6	12861-89L00	SHAFT, ROCKER ARM	1	
7	12891-94J00	SPRING, ROCKER SHAFT	1	
8	12911-94J01	VALVE, INTAKE	2	
9	12915-94J50	VALVE, EXHAUST	2	
10	12921-89L00	SPRING, VALVE	4	
11	12931-78G00	RETAINER, VALVE SPRING	4	
12	12932-24400	COTTER, VALVE	8	
13	12933-71C00	SEAT, VALVE SPRING	4	
14	09289-05012	OIL SEAL (5.5X11.5X9.3)	4	

FIG.121K

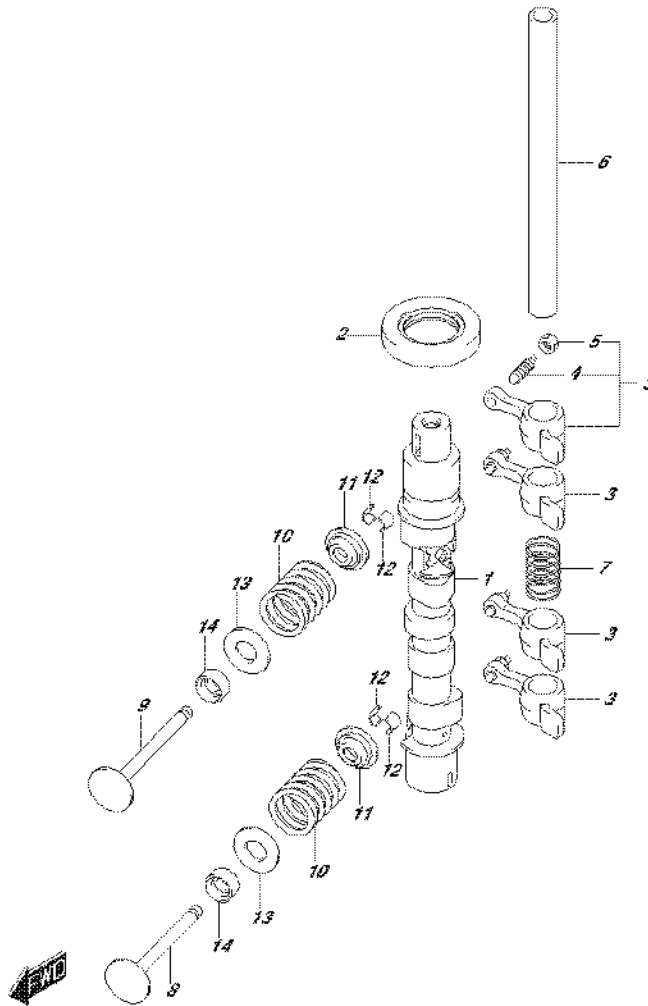


FIG.121K (1-B-15) CAMSHAFT (DF20ATH P03)

REF NO.	PART NO.	DESCRIPTION	Q'TY	REMARKS
1	12700-89L21	CAMSHAFT ASSY	1	
2	09283-25096	OIL SEAL (25X44X7)	1	
3	12840-93E01	ARM, ROCKER	4	
4	12842-49201	.SCREW, TAPPET ADJUSTING	4	
5	12843-27A00	.NUT, TAPPET ADJUSTING	4	
6	12861-89L00	SHAFT, ROCKER ARM	1	
7	12891-94J00	SPRING, ROCKER SHAFT	1	
8	12911-94J01	VALVE, INTAKE	2	
9	12915-94J50	VALVE, EXHAUST	2	
10	12921-89L00	SPRING, VALVE	4	
11	12931-78G00	RETAINER, VALVE SPRING	4	
12	12932-24400	COTTER, VALVE	8	
13	12933-71C00	SEAT, VALVE SPRING	4	
14	09289-05012	OIL SEAL (5.5X11.5X9.3)	4	

FIG. 126A

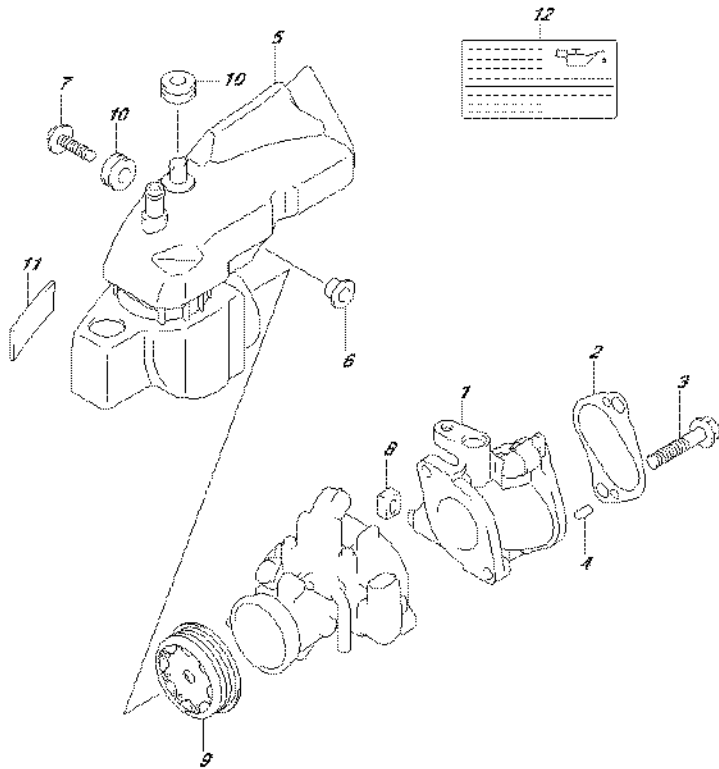


FIG.126A (1-C-2) INLET MANIFOLD (DF9.9B P03)

REF NO.	PART NO.	DESCRIPTION	Q'TY	REMARKS
1	13111-89L00	MANIFOLD, INLET	1	
2	13119-89L00	GASKET, INLET MANIFOLD	1	
3	01580-08407	BOLT	2	
4	04221-05109	PIN	2	
5	13811-89L00	SILENCER	1	
6	09169-06062	WASHER	1	
7	09116-06202	BOLT (6X25)	1	
8	13116-94J00	CAP, INLET MANIFOLD	1	
9	13820-89L10	HOLDER, RESTRICTOR	1	
10	09320-09052	CUSHION	2	
11	13831-89L00	CUSHION, AIR INLET PIPE	1	
12	61494-89L10	LABEL, OIL & CLEARANCE	1	



FIG. 126B

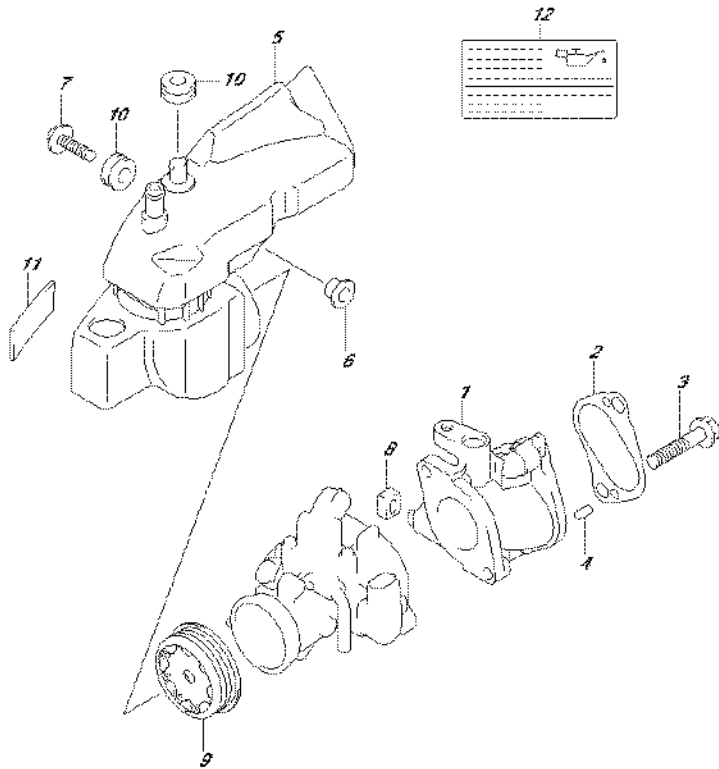


FIG.126B (1-C-3) INLET MANIFOLD (DF9.9BR P03)

REF NO.	PART NO.	DESCRIPTION	Q'TY	REMARKS
1	13111-89L00	MANIFOLD, INLET	1	
2	13119-89L00	GASKET, INLET MANIFOLD	1	
3	01580-08407	BOLT	2	
4	04221-05109	PIN	2	
5	13811-89L00	SILENCER	1	
6	09169-06062	WASHER	1	
7	09116-06202	BOLT (6X25)	1	
8	13116-94J00	CAP, INLET MANIFOLD	1	
9	13820-89L10	HOLDER, RESTRICTOR	1	
10	09320-09052	CUSHION	2	
11	13831-89L00	CUSHION, AIR INLET PIPE	1	
12	61494-89L10	LABEL, OIL & CLEARANCE	1	



FIG. 126C

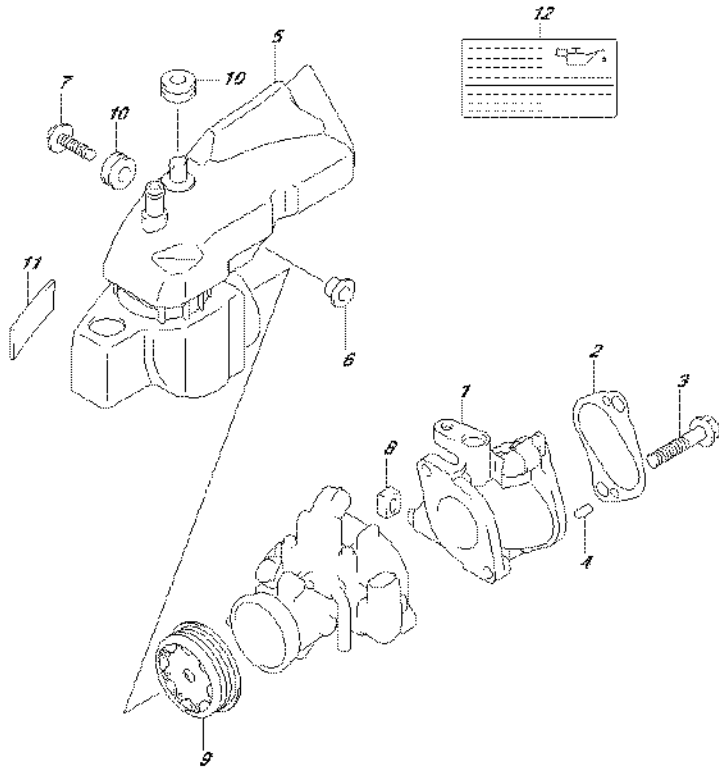


FIG.126C (1-C-4) INLET MANIFOLD (DF9.9BT P03)

REF NO.	PART NO.	DESCRIPTION	Q'TY	REMARKS
1	13111-89L00	MANIFOLD, INLET	1	
2	13119-89L00	GASKET, INLET MANIFOLD	1	
3	01580-08407	BOLT	2	
4	04221-05109	PIN	2	
5	13811-89L00	SILENCER	1	
6	09169-06062	WASHER	1	
7	09116-06202	BOLT (6X25)	1	
8	13116-94J00	CAP, INLET MANIFOLD	1	
9	13820-89L10	HOLDER, RESTRICTOR	1	
10	09320-09052	CUSHION	2	
11	13831-89L00	CUSHION, AIR INLET PIPE	1	
12	61494-89L10	LABEL, OIL & CLEARANCE	1	



FIG. 126D

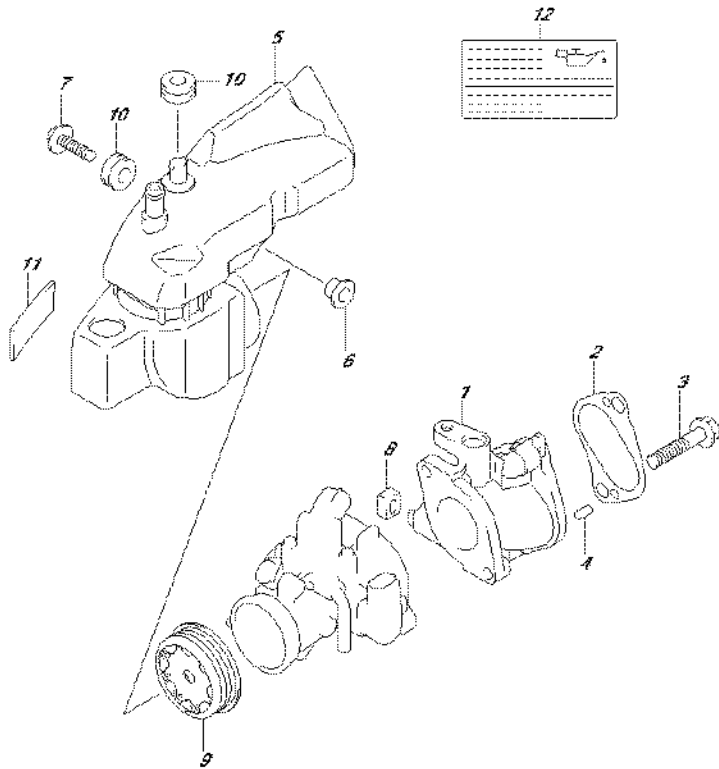


FIG.126D (1-C-5) INLET MANIFOLD (DF9.9BTH P03)

REF NO.	PART NO.	DESCRIPTION	Q'TY	REMARKS
1	13111-89L00	MANIFOLD, INLET	1	
2	13119-89L00	GASKET, INLET MANIFOLD	1	
3	01580-08407	BOLT	2	
4	04221-05109	PIN	2	
5	13811-89L00	SILENCER	1	
6	09169-06062	WASHER	1	
7	09116-06202	BOLT (6X25)	1	
8	13116-94J00	CAP, INLET MANIFOLD	1	
9	13820-89L10	HOLDER, RESTRICTOR	1	
10	09320-09052	CUSHION	2	
11	13831-89L00	CUSHION, AIR INLET PIPE	1	
12	61494-89L10	LABEL, OIL & CLEARANCE	1	



FIG. 126E

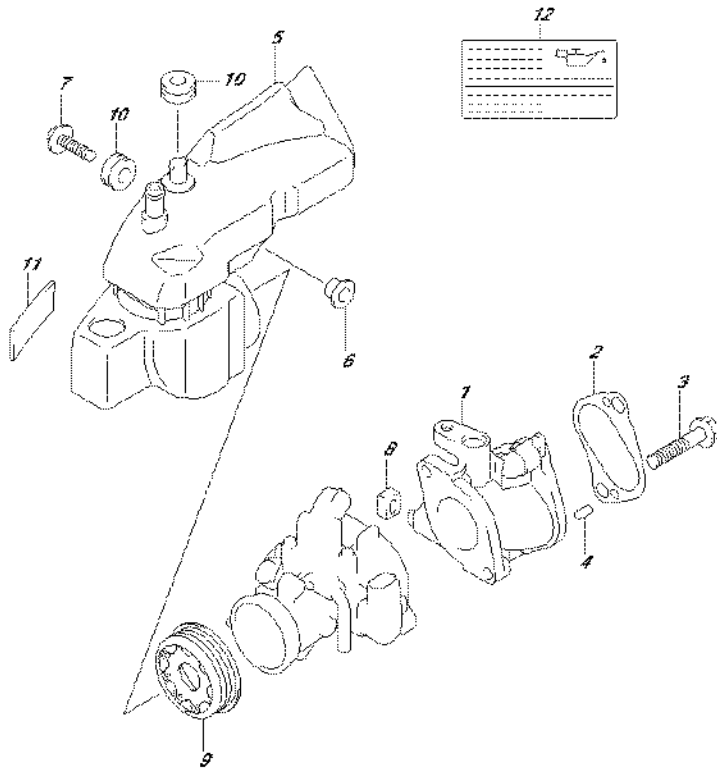


FIG.126E (1-C-6) INLET MANIFOLD (DF15A P03)

REF NO.	PART NO.	DESCRIPTION	Q'TY	REMARKS
1	13111-89L00	MANIFOLD, INLET	1	
2	13119-89L00	GASKET, INLET MANIFOLD	1	
3	01580-08407	BOLT	2	
4	04221-05109	PIN	2	
5	13811-89L00	SILENCER	1	
6	09169-06062	WASHER	1	
7	09116-06202	BOLT (6X25)	1	
8	13116-94J00	CAP, INLET MANIFOLD	1	
9	13820-89L00	HOLDER, RESTRICTOR	1	
10	09320-09052	CUSHION	2	
11	13831-89L00	CUSHION, AIR INLET PIPE	1	
12	61494-89L10	LABEL, OIL & CLEARANCE	1	



FIG. 126F

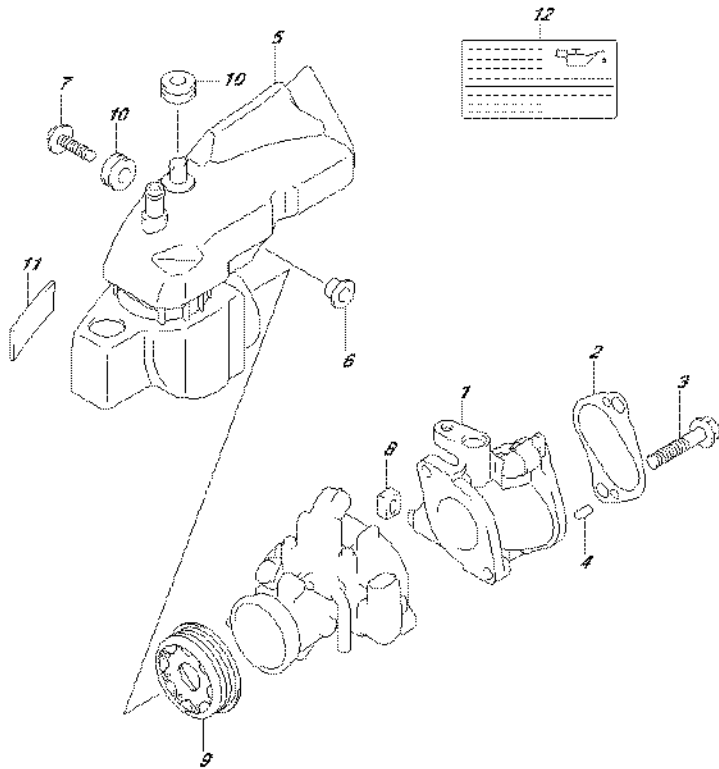


FIG.126F (1-C-7) INLET MANIFOLD (DF15ATH P03)

REF NO.	PART NO.	DESCRIPTION	Q'TY	REMARKS
1	13111-89L00	MANIFOLD, INLET	1	
2	13119-89L00	GASKET, INLET MANIFOLD	1	
3	01580-08407	BOLT	2	
4	04221-05109	PIN	2	
5	13811-89L00	SILENCER	1	
6	09169-06062	WASHER	1	
7	09116-06202	BOLT (6X25)	1	
8	13116-94J00	CAP, INLET MANIFOLD	1	
9	13820-89L00	HOLDER, RESTRICTOR	1	
10	09320-09052	CUSHION	2	
11	13831-89L00	CUSHION, AIR INLET PIPE	1	
12	61494-89L10	LABEL, OIL & CLEARANCE	1	



FIG. 126G

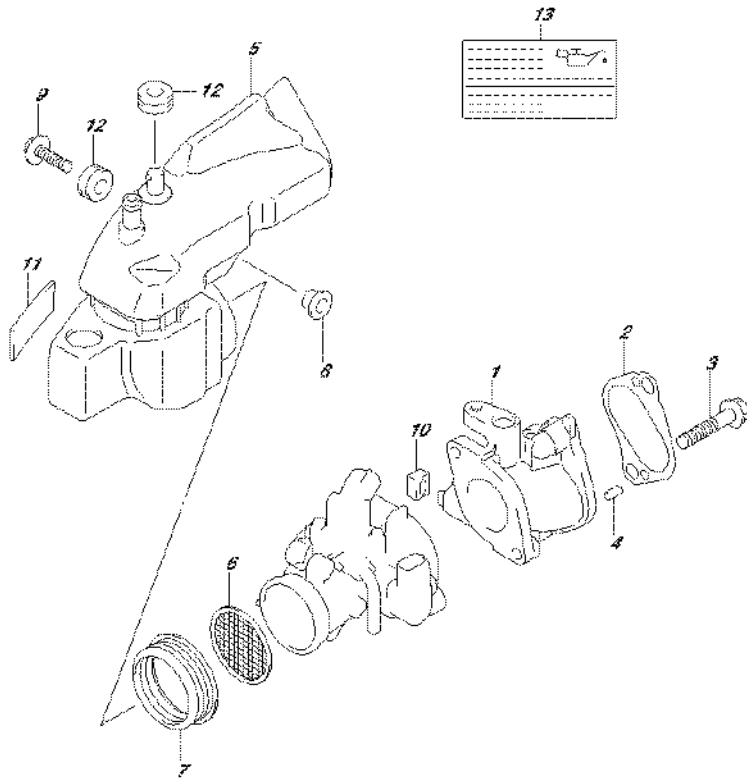


FIG.126G (1-C-8) INLET MANIFOLD (DF20A P03)

REF NO.	PART NO.	DESCRIPTION	Q'TY	REMARKS
1	13111-89L00	MANIFOLD, INLET	1	
2	13119-89L00	GASKET, INLET MANIFOLD	1	
3	01580-08407	BOLT	2	
4	04221-05109	PIN	2	
5	13811-89L00	SILENCER	1	
6	13710-89L00	ARRESTER, FLAME	1	
7	13832-89L00	SEAL, SILENCER	1	
8	09169-06062	WASHER	1	
9	09116-06202	BOLT (6X25)	1	
10	13116-94J00	CAP, INLET MANIFOLD	1	
11	13831-89L00	CUSHION, AIR INLET PIPE	1	
12	09320-09052	CUSHION	2	
13	61494-89L10	LABEL, OIL & CLEARANCE	1	



FIG. 126H

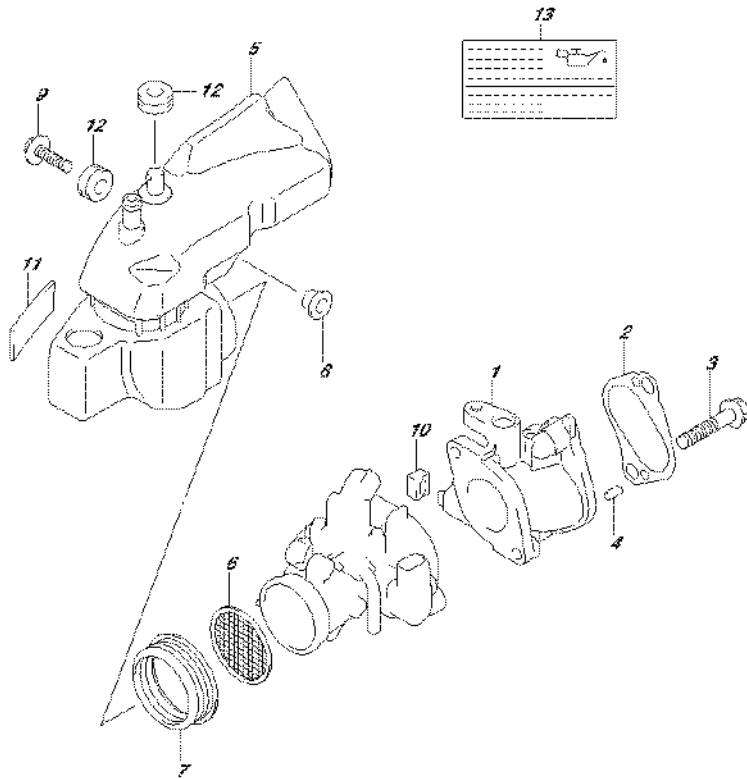


FIG.126H (1-C-9) INLET MANIFOLD (DF20AR P03)

REF NO.	PART NO.	DESCRIPTION	Q'TY	REMARKS
1	13111-89L00	MANIFOLD, INLET	1	
2	13119-89L00	GASKET, INLET MANIFOLD	1	
3	01580-08407	BOLT	2	
4	04221-05109	PIN	2	
5	13811-89L00	SILENCER	1	
6	13710-89L00	ARRESTER, FLAME	1	
7	13832-89L00	SEAL, SILENCER	1	
8	09169-06062	WASHER	1	
9	09116-06202	BOLT (6X25)	1	
10	13116-94J00	CAP, INLET MANIFOLD	1	
11	13831-89L00	CUSHION, AIR INLET PIPE	1	
12	09320-09052	CUSHION	2	
13	61494-89L10	LABEL, OIL & CLEARANCE	1	



FIG. 126J

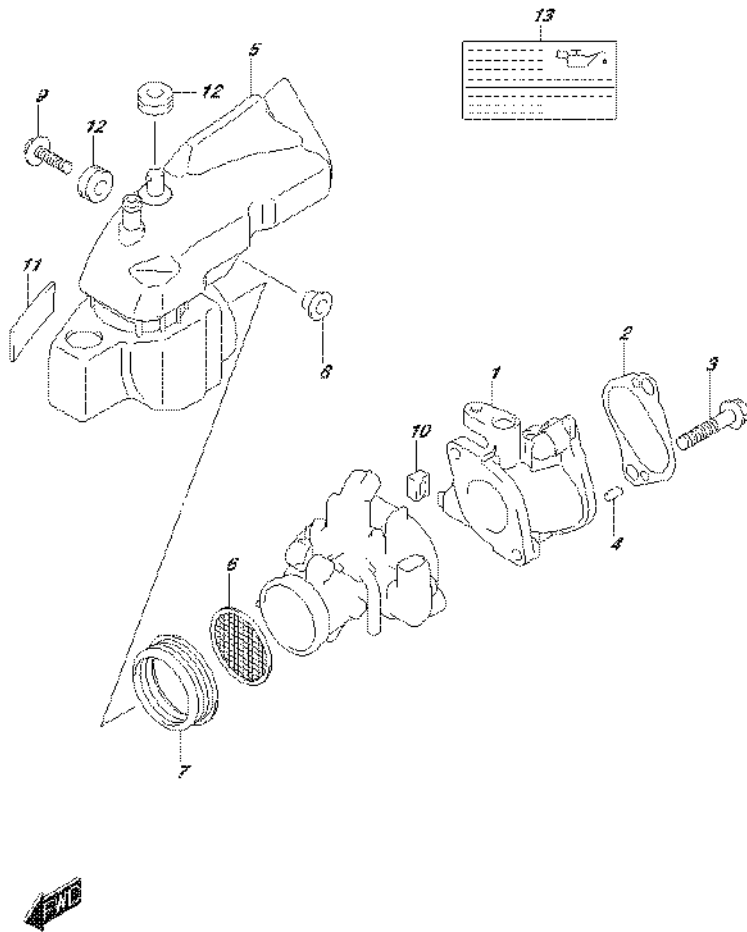


FIG.126J (1-C-10) INLET MANIFOLD (DF20AT P03)

REF NO.	PART NO.	DESCRIPTION	Q'TY	REMARKS
1	13111-89L00	MANIFOLD, INLET	1	
2	13119-89L00	GASKET, INLET MANIFOLD	1	
3	01580-08407	BOLT	2	
4	04221-05109	PIN	2	
5	13811-89L00	SILENCER	1	
6	13710-89L00	ARRESTER, FLAME	1	
7	13832-89L00	SEAL, SILENCER	1	
8	09169-06062	WASHER	1	
9	09116-06202	BOLT (6X25)	1	
10	13116-94J00	CAP, INLET MANIFOLD	1	
11	13831-89L00	CUSHION, AIR INLET PIPE	1	
12	09320-09052	CUSHION	2	
13	61494-89L10	LABEL, OIL & CLEARANCE	1	

FIG. 126K

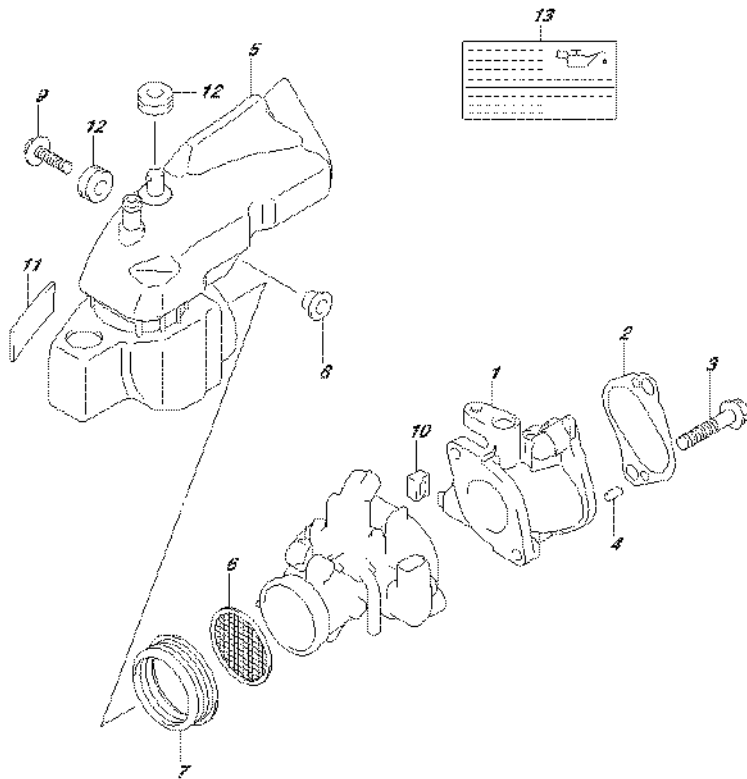


FIG.126K (1-C-11) INLET MANIFOLD (DF20ATH P03)

REF NO.	PART NO.	DESCRIPTION	Q'TY	REMARKS
1	13111-89L00	MANIFOLD, INLET	1	
2	13119-89L00	GASKET, INLET MANIFOLD	1	
3	01580-08407	BOLT	2	
4	04221-05109	PIN	2	
5	13811-89L00	SILENCER	1	
6	13710-89L00	ARRESTER, FLAME	1	
7	13832-89L00	SEAL, SILENCER	1	
8	09169-06062	WASHER	1	
9	09116-06202	BOLT (6X25)	1	
10	13116-94J00	CAP, INLET MANIFOLD	1	
11	13831-89L00	CUSHION, AIR INLET PIPE	1	
12	09320-09052	CUSHION	2	
13	61494-89L10	LABEL, OIL & CLEARANCE	1	



FIG.144A

FIG.144A (1-C-12) FUEL INJECTOR

REF NO.	PART NO.	DESCRIPTION	Q'TY	REMARKS
1	15681-89L00	HOSE, FUEL(PUMP TO DLVY)	1	
2	15710-50M00	INJECTOR ASSY, FUEL	2	
3	15716-65DT0	.GROMMET SET, FUEL INJECTOR	2	
4	15734-89L00	SPACER, DELIVERY PIPE	1	
5	15735-89L00	INSULATOR, DELIVERY PIPE	1	
6	15751-89L00	PIPE, DELIVERY	1	
7	09320-08062	CUSHION	2	
8	09401-11425	CLIP	2	
9	01550-06507	BOLT	2	

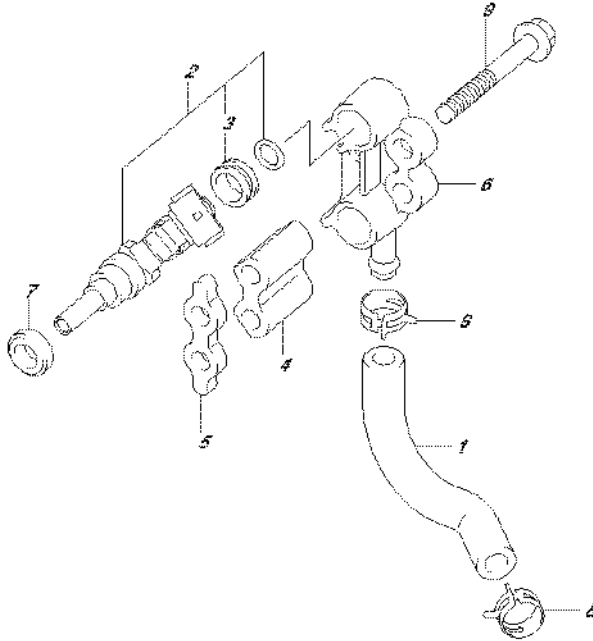
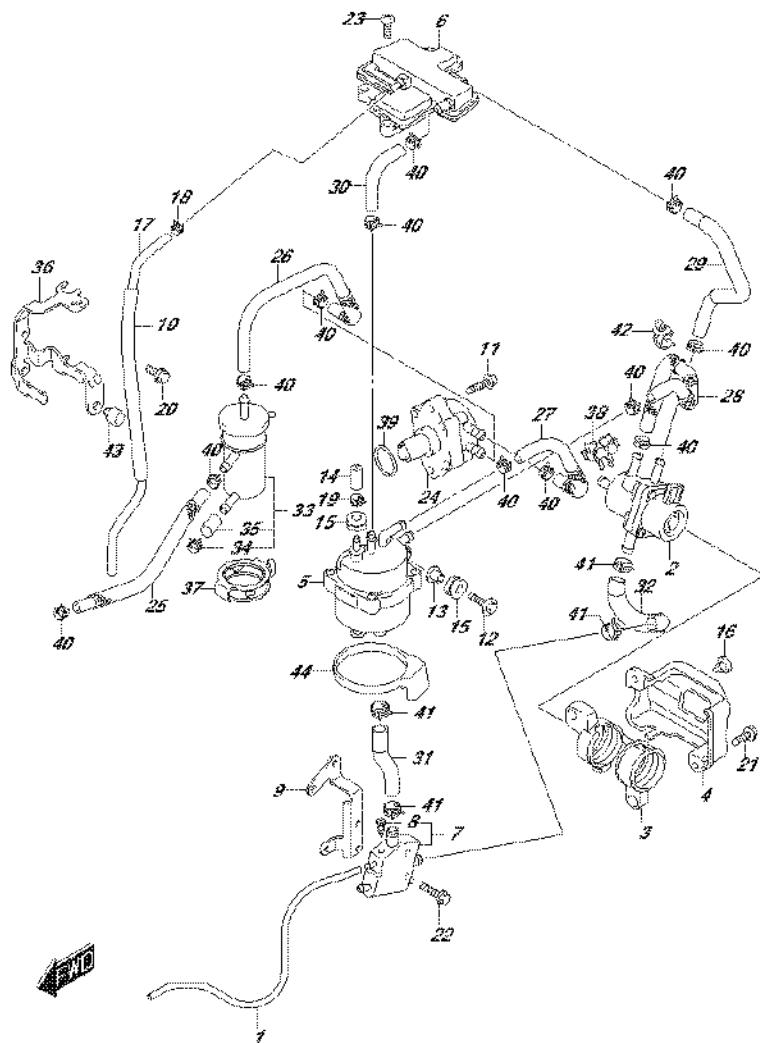


FIG. 146A

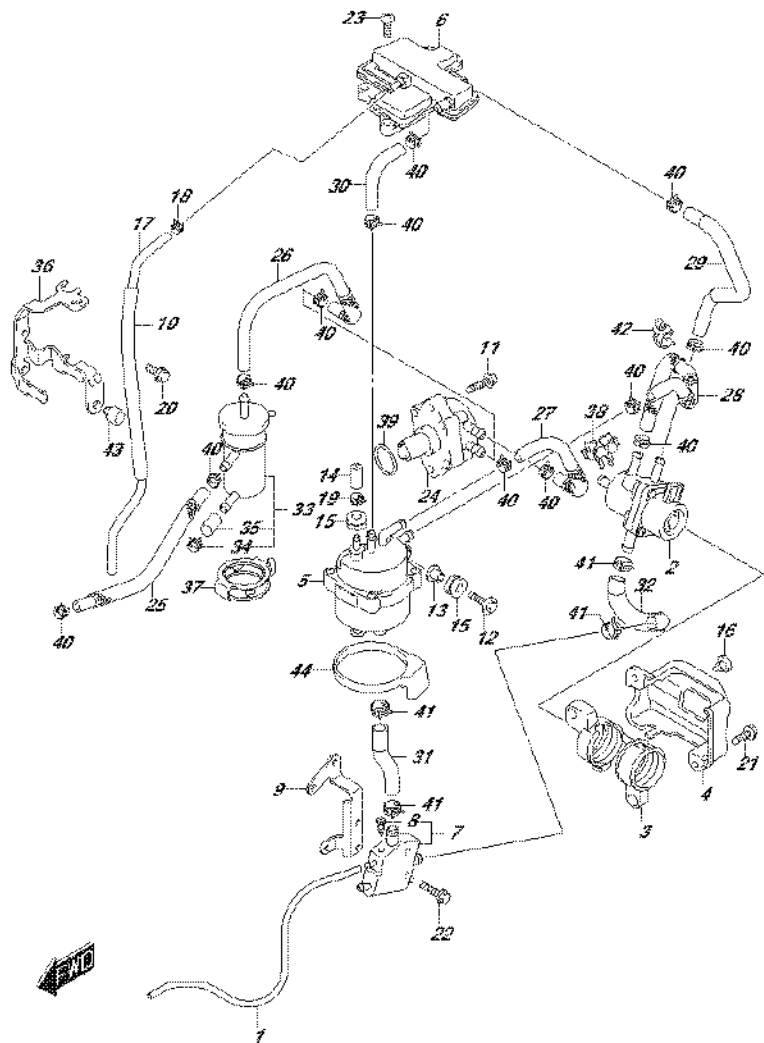


DF20A_P03_016_146A
FUEL PUMP

FIG.146A (1-C-13) FUEL PUMP

REF NO.	PART NO.	DESCRIPTION	Q'TY	REMARKS
1	13684-89L00	HOSE, DRAIN	1	
2	15200-89L10	PUMP ASSY, FUEL (H)	1	
3	15217-89L00	CUSHION, FUEL PUMP (H)	1	
4	15218-89L00	BRACKET, FUEL PUMP (H)	1	
5	15600-89L00	SEPARATOR ASSY, FUEL VAPOR	1	
6	15690-89L01	CHAMBER, EVAPORATION	1	
7	15770-89L01	COOLER, FUEL	1	
8	15629-89L00	.SCREW, FUEL DRAIN	1	
9	15790-89L00	BRACKET, FUEL COOLER	1	
10	18498-87JC0	PROTECTOR (L:450)	1	L:450->200
11	01550-06257	BOLT	2	
12	09116-06202	BOLT (6X25)	1	
13	09169-06062	WASHER	1	
14	09251-05006	CAP (OD:11)	1	
15	09320-09052	CUSHION	3	
16	09321-08022	CUSHION	1	
17	09352-50823-600	HOSE (5X8.2X600)	1	L:600->420
18	09401-08412	CLIP	1	
19	09401-10412	CLIP	1	
20	01550-06167	BOLT	2	
21	01550-06207	BOLT	2	
22	01550-06257	BOLT	2	
23	03542-06209	SCREW	3	
24	15100-89L20	PUMP ASSY, FUEL (L)	1	
25	15191-89L00	HOSE, FUEL (CONN TO FILTER)	1	
26	15192-89L00	HOSE, FUEL (FILTER TO PUMP(L))	1	
27	15192-89L10	HOSE, FUEL (PUMP (L) TO SEP)	1	
28	15192-89L20	HOSE, FUEL (PUMP (H) TO SEP)	1	
29	15192-89L30	HOSE, FUEL (PUMP (H) TO 3WAY)	1	
30	15192-89L40	HOSE, FUEL (SEPARATOR TO EVAP)	1	
31	15193-89L00	HOSE, FUEL (SEPARATOR TO COOLER)	1	
32	15194-89L00	HOSE, FUEL (COOLER TO PUMP(H))	1	

FIG. 146A



DF20A_P03_016_146A
FUEL PUMP

FIG.146A (1-C-14) FUEL PUMP

REF NO.	PART NO.	DESCRIPTION	Q'TY	REMARKS
33	15410-87L00	FILTER, FUEL (L)	1	
34	09401-11423	.CLIP	1	
35	15419-87J00	.CAP, FUEL FILTER	1	
36	15421-89L01	BRACKET, FUEL FILTER	1	
37	15422-89L00	CLAMP, FUEL FILTER	1	
38	15685-89L00	CLAMP, FUEL HOSE	1	
39	09280-26005	O RING (D:2.4,ID:26.2)	1	
40	09401-11423	CLIP	12	
41	09401-13423	CLIP	4	
42	09403-11320	CLAMP	2	
43	61151-91J11	CUSHION, FUEL FILTER BRACKET	1	
44	15676-89L00	CUSHION, VAPOR SEPARATOR	1	

DF20A_P03_016

FIG.160A

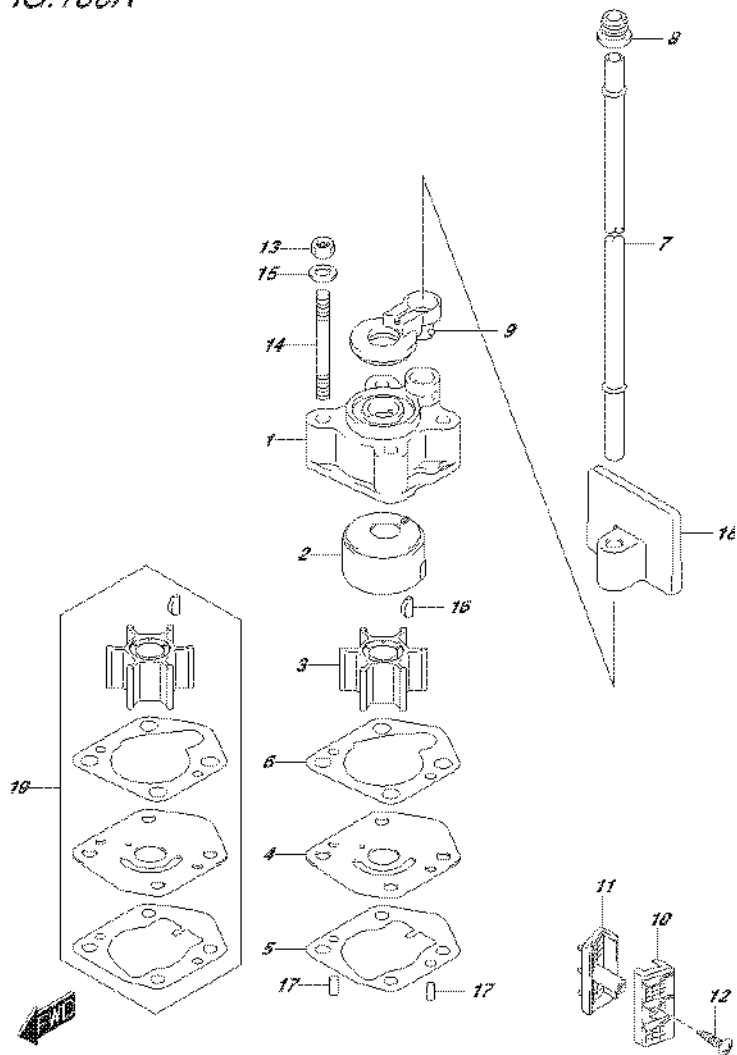


FIG.160A (1-C-15) WATER PUMP

REF NO.	PART NO.	DESCRIPTION	Q'TY	REMARKS
1	17411-94J00	CASE, WATER PUMP	1	
2	17413-94J00	SLEEVE, WATER PUMP CASE	1	
3	17461-939M0	IMPELLER, WATER PUMP	1	
4	17471-99J00	PANEL, PUMP CASE UNDER	1	
5	17472-99J00	GASKET, PUMP CASE PANEL	1	
6	17473-94J00	GASKET, WATER PUMP CASE	1	
7-1	17561-99J00	TUBE, WATER (S)	1	W/TRANSOM(S)
7-2	17561-99J10	TUBE, WATER (L)	1	W/TRANSOM(L)
7-3	17561-99J20	TUBE, WATER (X)	1	W/TRANSOM(X)
8	17563-94J00	BUSH, WATER TUBE MIDDLE	1	
9	17564-99J00	BUSH, WATER PUMP CASE	1	
10	17631-99J20	FILTER, WATER PORT SIDE	1	
11	17632-99J30	FILTER, WATER STBD SIDE	1	
12	03142-04169	SCREW	1	
13	29141-93J00	NUT, WATER PUMP CASE	4	
14	09108-06141	STUD BOLT	4	
15	09160-06082	WASHER (6.5X13X1.0)	4	
16	09420-03009	KEY	1	
17	09202-04008	PIN (4X9)	2	
18	17565-99J00	GUIDE, WATER TUBE	1	
19	17400-99J01	KIT, WATER PUMP REPAIR	1	OPT

FIG. 162A

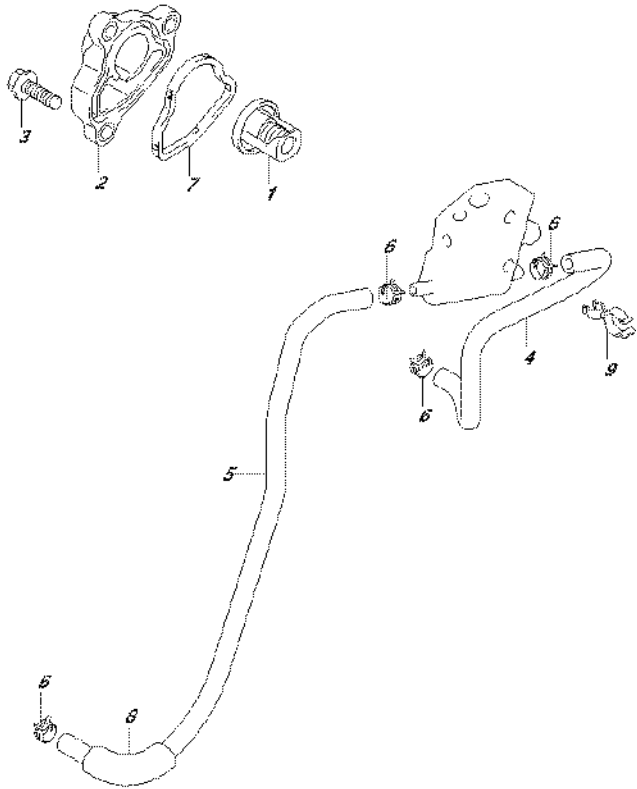


FIG.162A (1-D-2) THERMOSTAT

REF NO.	PART NO.	DESCRIPTION	Q'TY	REMARKS
1	17670-91J00	THERMOSTAT (50C)	1	
2	17680-89L00	COVER, THERMOSTAT	1	
3	01550-06207	BOLT	3	
4	17712-89L10	HOSE, WATER (COOLER TO HOUSING)	1	
5	17712-89L00	HOSE, WATER (HOUSING TO COOLER)	1	
6	09401-08413	CLIP	4	
7	17685-89L00	SEAL, THERMOSTAT COVER	1	
8	18498-94J20	PROTECTOR, FUEL HOSE (L:320)	1	L:320->50
9	09408-00070	CLAMP	1	



FIG.163A

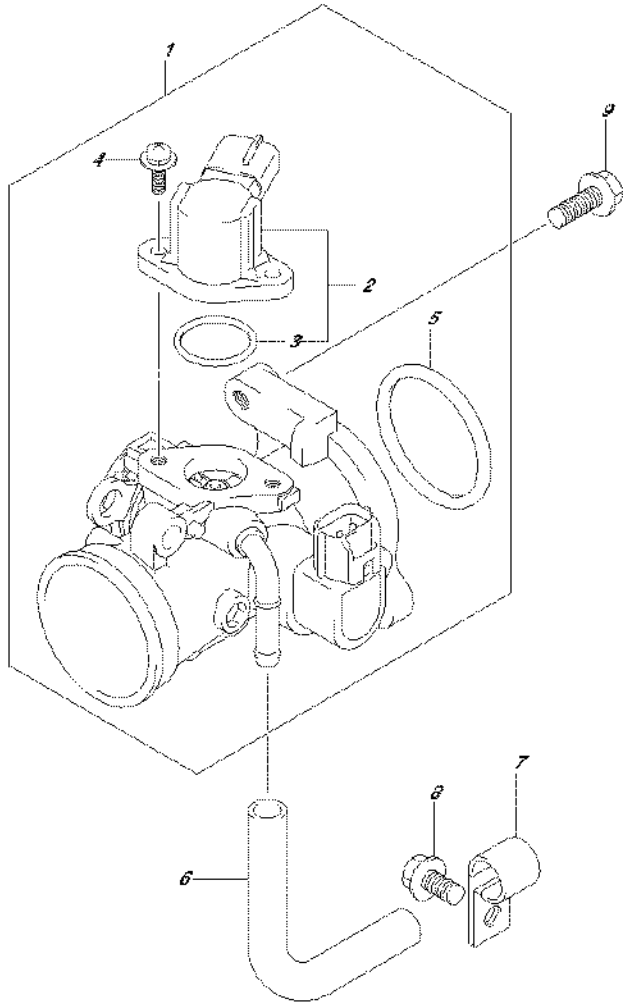


FIG.163A (1-D-3) THROTTLE BODY (DF9.9B P03)

REF NO.	PART NO.	DESCRIPTION	Q'TY	REMARKS
1	13300-89L01	BODY ASSY, THROTTLE	1	
2	13420-16HA0	.SOLENOID ASSY	1	
3	13425-33G00	..O RING	1	
4	13326-89L00	.SCREW	2	
5	13421-89L00	.O RING, FLANGE	1	
6	15211-91J00-130	HOSE, IAC	1	
7	09403-12406	CLAMP	1	
8	01550-06127	BOLT	1	
9	01550-06207	BOLT	2	

FIG.163B

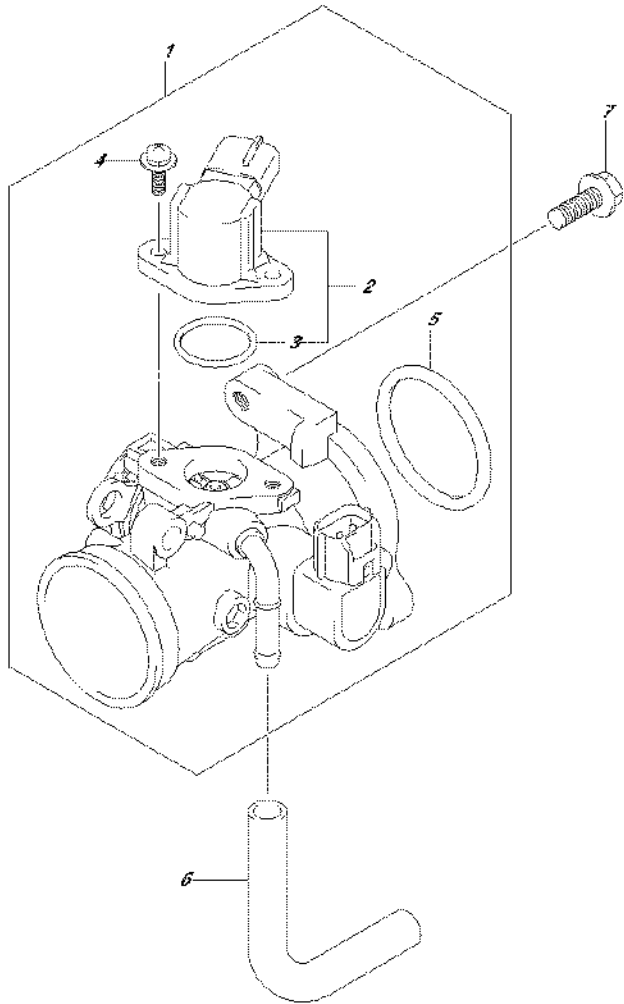


FIG.163B (1-D-4) THROTTLE BODY (DF9.9BR P03)

REF NO.	PART NO.	DESCRIPTION	Q'TY	REMARKS
1	13300-89L11	BODY ASSY, THROTTLE	1	
2	13420-16HA0	.SOLENOID ASSY	1	
3	13425-33G00	..O RING	1	
4	13326-89L00	.SCREW	2	
5	13421-89L00	.O RING, FLANGE	1	
6	15211-91J00-130	HOSE, IAC	1	
7	01550-06207	BOLT	2	

FIG.163C

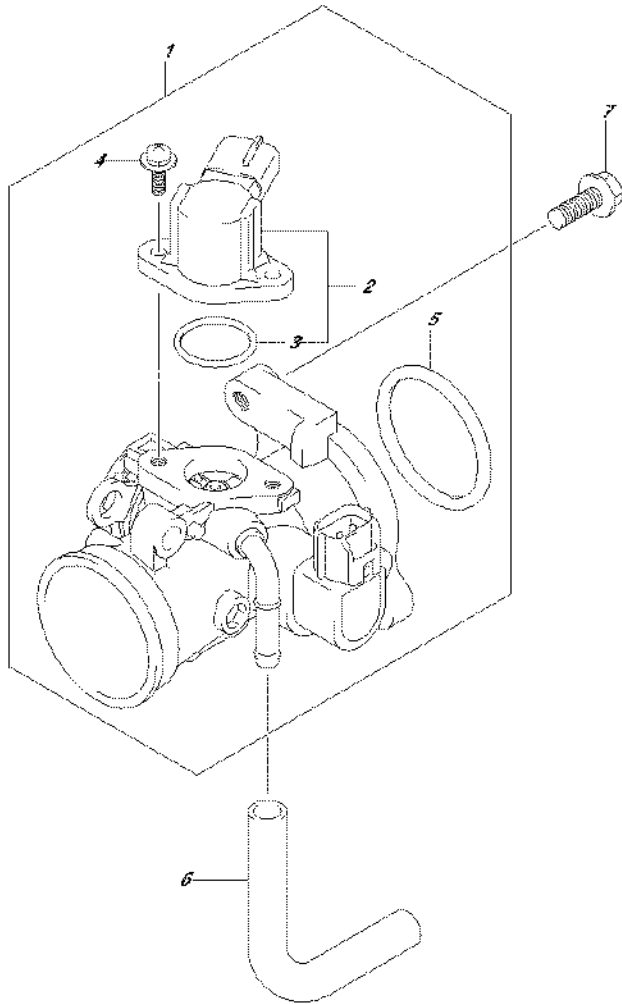


FIG.163C (1-D-5) THROTTLE BODY (DF9.9BT P03)

REF NO.	PART NO.	DESCRIPTION	Q'TY	REMARKS
1	13300-89L11	BODY ASSY, THROTTLE	1	
2	13420-16HA0	.SOLENOID ASSY	1	
3	13425-33G00	..O RING	1	
4	13326-89L00	.SCREW	2	
5	13421-89L00	.O RING, FLANGE	1	
6	15211-91J00-130	HOSE, IAC	1	
7	01550-06207	BOLT	2	

FIG.163D

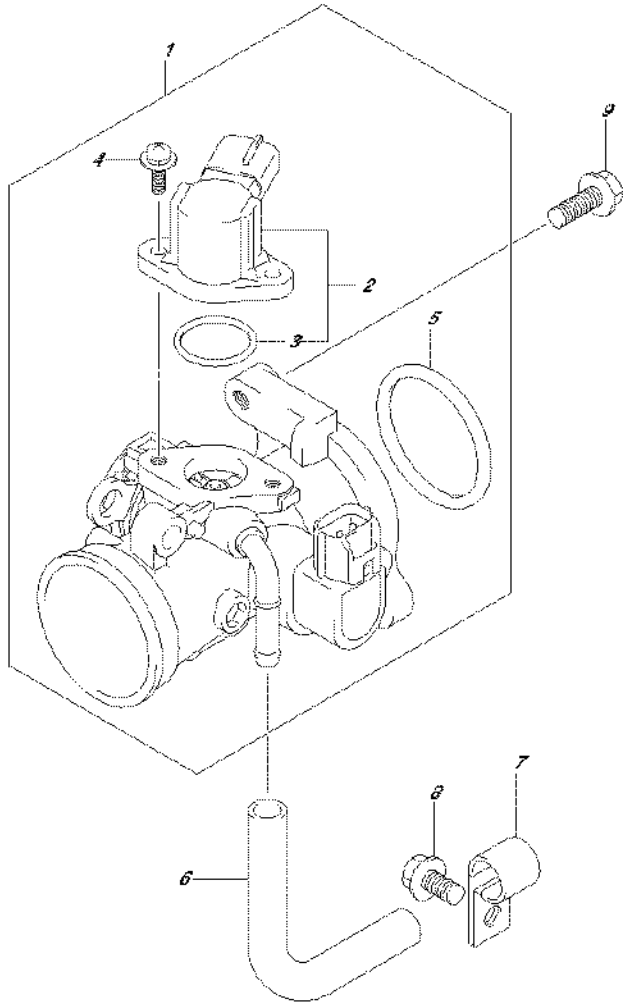


FIG.163D (1-D-6) THROTTLE BODY (DF9.9BTH P03)

REF NO.	PART NO.	DESCRIPTION	Q'TY	REMARKS
1	13300-89L01	BODY ASSY, THROTTLE	1	
2	13420-16HA0	.SOLENOID ASSY	1	
3	13425-33G00	..O RING	1	
4	13326-89L00	.SCREW	2	
5	13421-89L00	.O RING, FLANGE	1	
6	15211-91J00-130	HOSE, IAC	1	
7	09403-12406	CLAMP	1	
8	01550-06127	BOLT	1	
9	01550-06207	BOLT	2	

FIG.163E

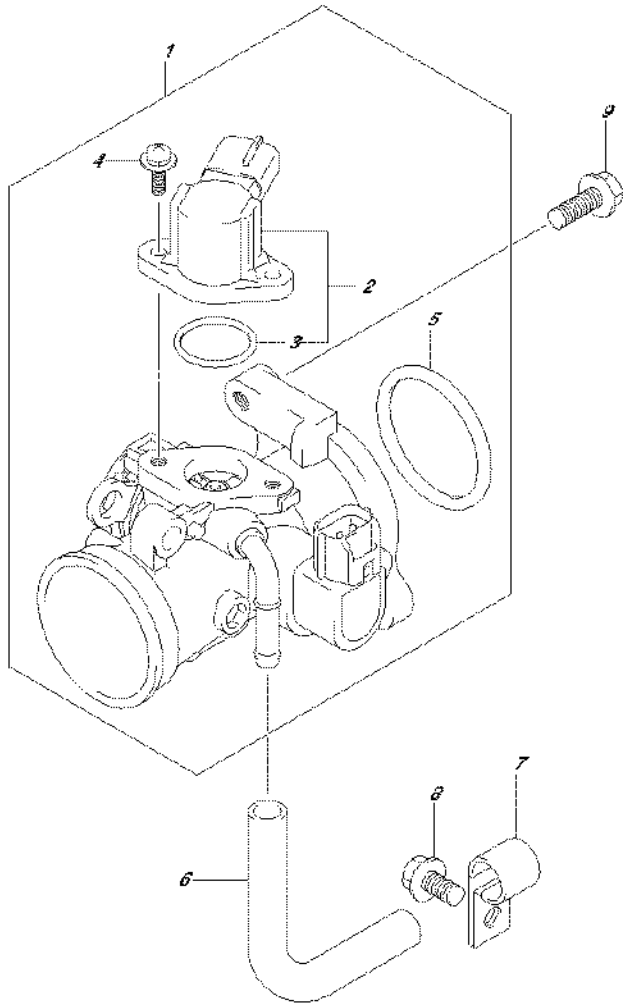


FIG.163E (1-D-7) THROTTLE BODY (DF15A P03)

REF NO.	PART NO.	DESCRIPTION	Q'TY	REMARKS
1	13300-89L01	BODY ASSY, THROTTLE	1	
2	13420-16HA0	.SOLENOID ASSY	1	
3	13425-33G00	..O RING	1	
4	13326-89L00	.SCREW	2	
5	13421-89L00	.O RING, FLANGE	1	
6	15211-91J00-130	HOSE, IAC	1	
7	09403-12406	CLAMP	1	
8	01550-06127	BOLT	1	
9	01550-06207	BOLT	2	

FIG.163F

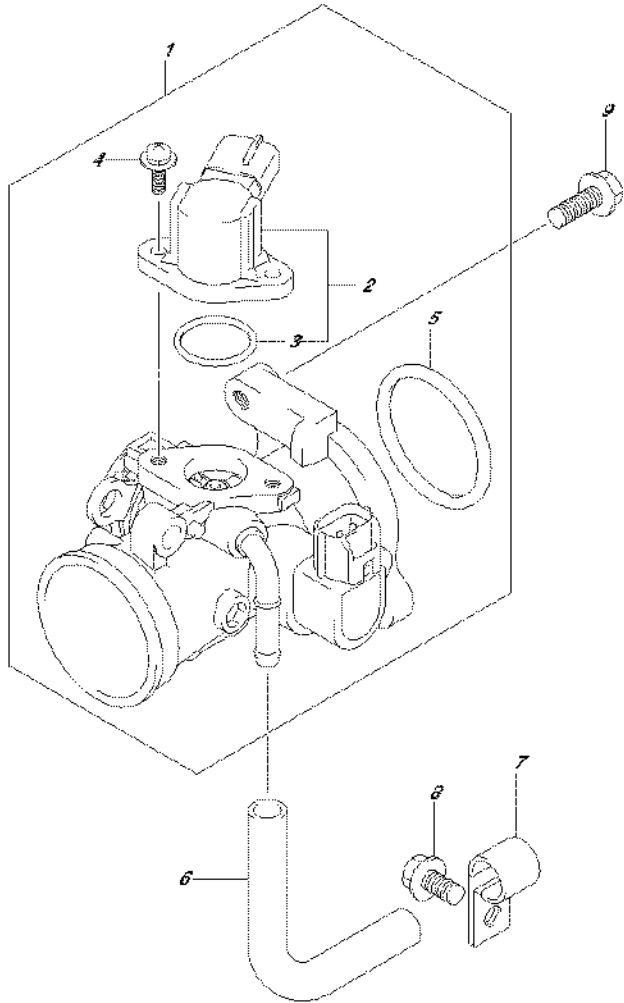


FIG.163F (1-D-8) THROTTLE BODY (DF15ATH P03)

REF NO.	PART NO.	DESCRIPTION	Q'TY	REMARKS
1	13300-89L01	BODY ASSY, THROTTLE	1	
2	13420-16HA0	.SOLENOID ASSY	1	
3	13425-33G00	..O RING	1	
4	13326-89L00	.SCREW	2	
5	13421-89L00	.O RING, FLANGE	1	
6	15211-91J00-130	HOSE, IAC	1	
7	09403-12406	CLAMP	1	
8	01550-06127	BOLT	1	
9	01550-06207	BOLT	2	

FIG.163G

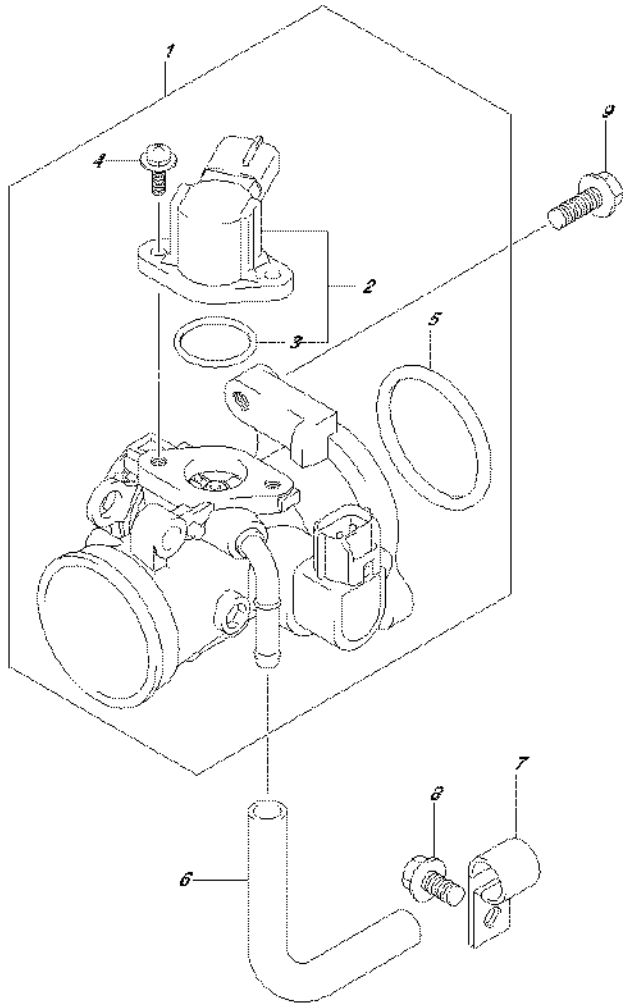


FIG.163G (1-D-9) THROTTLE BODY (DF20A P03)

REF NO.	PART NO.	DESCRIPTION	Q'TY	REMARKS
1	13300-89L01	BODY ASSY, THROTTLE	1	
2	13420-16HA0	.SOLENOID ASSY	1	
3	13425-33G00	..O RING	1	
4	13326-89L00	.SCREW	2	
5	13421-89L00	.O RING, FLANGE	1	
6	15211-91J00-130	HOSE, IAC	1	
7	09403-12406	CLAMP	1	
8	01550-06127	BOLT	1	
9	01550-06207	BOLT	2	

FIG.163H

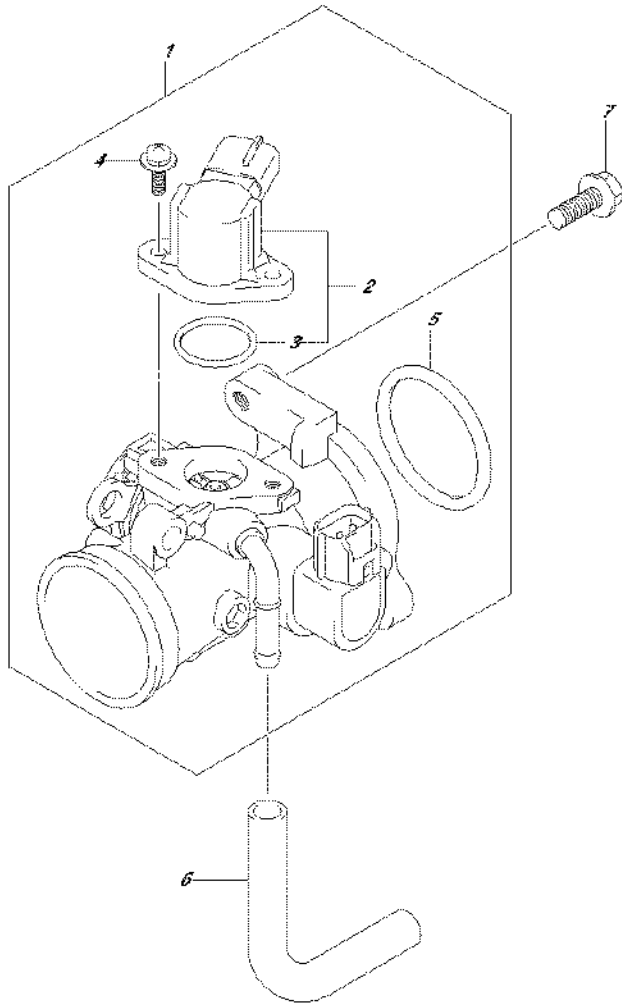


FIG.163H (1-D-10) THROTTLE BODY (DF20AR P03)

REF NO.	PART NO.	DESCRIPTION	Q'TY	REMARKS
1	13300-89L11	BODY ASSY, THROTTLE	1	
2	13420-16HA0	.SOLENOID ASSY	1	
3	13425-33G00	..O RING	1	
4	13326-89L00	.SCREW	2	
5	13421-89L00	.O RING, FLANGE	1	
6	15211-91J00-130	HOSE, IAC	1	
7	01550-06207	BOLT	2	

FIG.163J

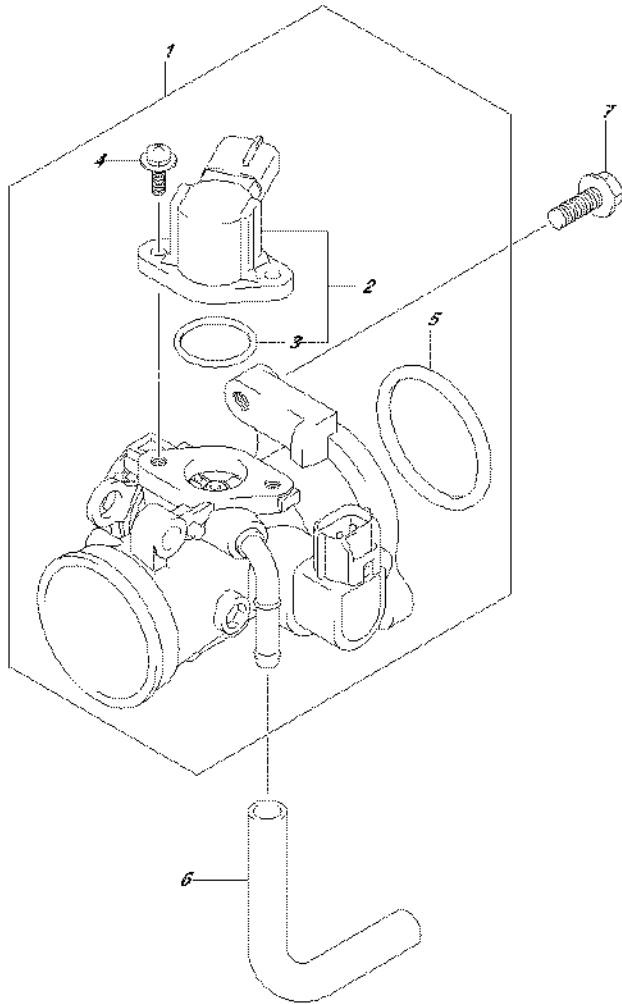


FIG.163J (1-D-11) THROTTLE BODY (DF20AT P03)

REF NO.	PART NO.	DESCRIPTION	Q'TY	REMARKS
1	13300-89L11	BODY ASSY, THROTTLE	1	
2	13420-16HA0	.SOLENOID ASSY	1	
3	13425-33G00	..O RING	1	
4	13326-89L00	.SCREW	2	
5	13421-89L00	.O RING, FLANGE	1	
6	15211-91J00-130	HOSE, IAC	1	
7	01550-06207	BOLT	2	

FIG.163K

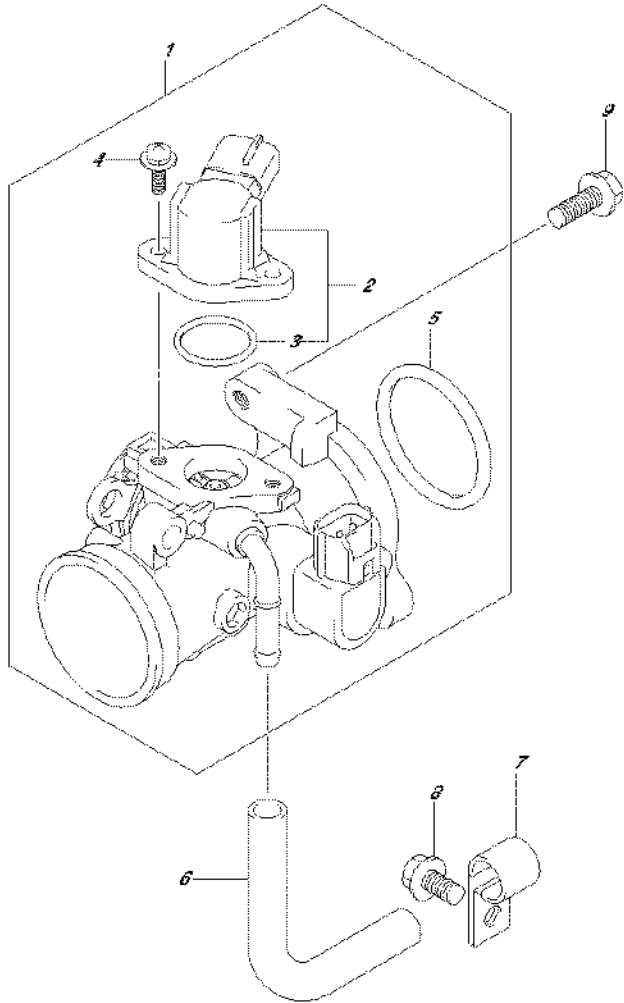


FIG.163K (1-D-12) THROTTLE BODY (DF20ATH P03)

REF NO.	PART NO.	DESCRIPTION	Q'TY	REMARKS
1	13300-89L01	BODY ASSY, THROTTLE	1	
2	13420-16HA0	.SOLENOID ASSY	1	
3	13425-33G00	..O RING	1	
4	13326-89L00	.SCREW	2	
5	13421-89L00	.O RING, FLANGE	1	
6	15211-91J00-130	HOSE, IAC	1	
7	09403-12406	CLAMP	1	
8	01550-06127	BOLT	1	
9	01550-06207	BOLT	2	



FIG.166A

FIG.166A (1-D-13) THROTTLE CONTROL (DF9.9BR P03)

REF NO.	PART NO.	DESCRIPTION	Q'TY	REMARKS
1	13513-89L10	ROD, THROTTLE	1	
2	19120-99J11	LEVER, THROTTLE CONTROL	1	
3	19122-99J00	LEVER, INTERLINK THROTTLE NO.2	1	
4	19131-89L00	CONNECTOR	2	
5	19148-89L10	LEVER, INTERLINK THROTTLE NO.1	1	
6	19150-89L00	BRACKET, THROTTLE LEVER	1	
7	19185-99J00	SPRING, THROTTLE LEVER	1	
8	09160-06046	WASHER (6.5X20X1.5)	1	
9	01550-06127	BOLT	1	
10	01550-06167	BOLT	2	
11	67467-89J01	CONNECTOR	1	
12	09160-06055	WASHER (7X12X1)	1	
13	09385-06012	CLIP	1	

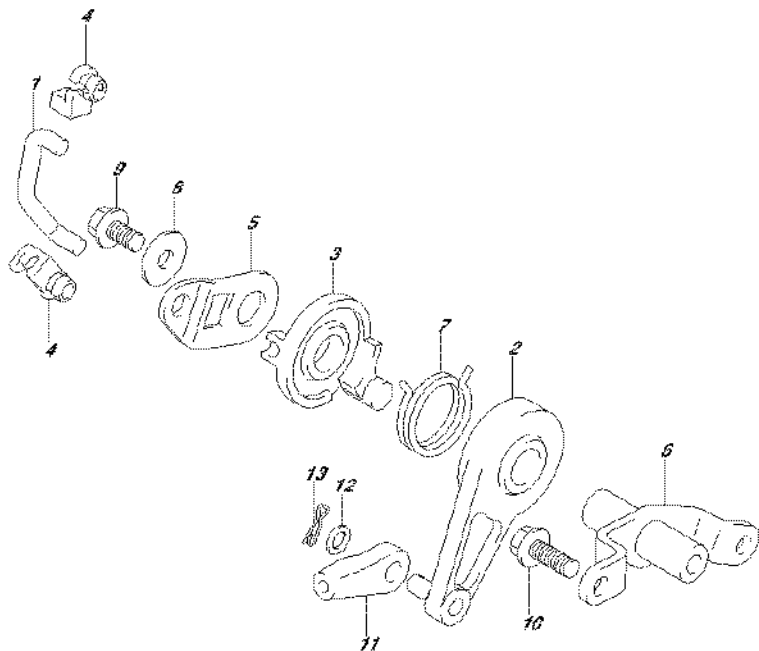


FIG.166B

FIG.166B (1-D-14) THROTTLE CONTROL (DF9.9BT P03)

REF NO.	PART NO.	DESCRIPTION	Q'TY	REMARKS
1	13513-89L10	ROD, THROTTLE	1	
2	19120-99J11	LEVER, THROTTLE CONTROL	1	
3	19122-99J00	LEVER, INTERLINK THROTTLE NO.2	1	
4	19131-89L00	CONNECTOR	2	
5	19148-89L10	LEVER, INTERLINK THROTTLE NO.1	1	
6	19150-89L00	BRACKET, THROTTLE LEVER	1	
7	19185-99J00	SPRING, THROTTLE LEVER	1	
8	09160-06046	WASHER (6.5X20X1.5)	1	
9	01550-06127	BOLT	1	
10	01550-06167	BOLT	2	
11	67467-89J01	CONNECTOR	1	
12	09160-06055	WASHER (7X12X1)	1	
13	09385-06012	CLIP	1	

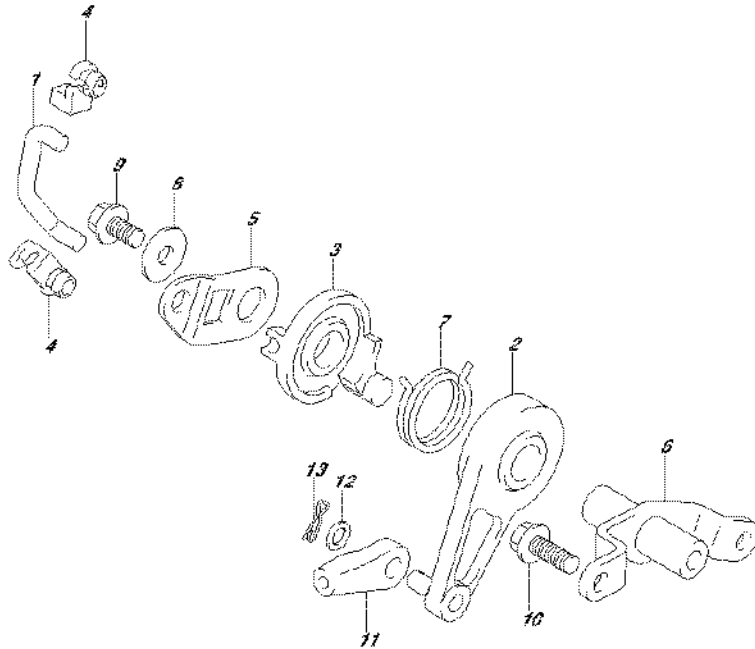


FIG.166C

FIG.166C (1-D-15) THROTTLE CONTROL (DF20AR P03)

REF NO.	PART NO.	DESCRIPTION	Q'TY	REMARKS
1	13513-89L10	ROD, THROTTLE	1	
2	19120-99J11	LEVER, THROTTLE CONTROL	1	
3	19122-99J00	LEVER, INTERLINK THROTTLE NO.2	1	
4	19131-89L00	CONNECTOR	2	
5	19148-89L10	LEVER, INTERLINK THROTTLE NO.1	1	
6	19150-89L00	BRACKET, THROTTLE LEVER	1	
7	19185-99J00	SPRING, THROTTLE LEVER	1	
8	09160-06046	WASHER (6.5X20X1.5)	1	
9	01550-06127	BOLT	1	
10	01550-06167	BOLT	2	
11	67467-89J01	CONNECTOR	1	
12	09160-06055	WASHER (7X12X1)	1	
13	09385-06012	CLIP	1	

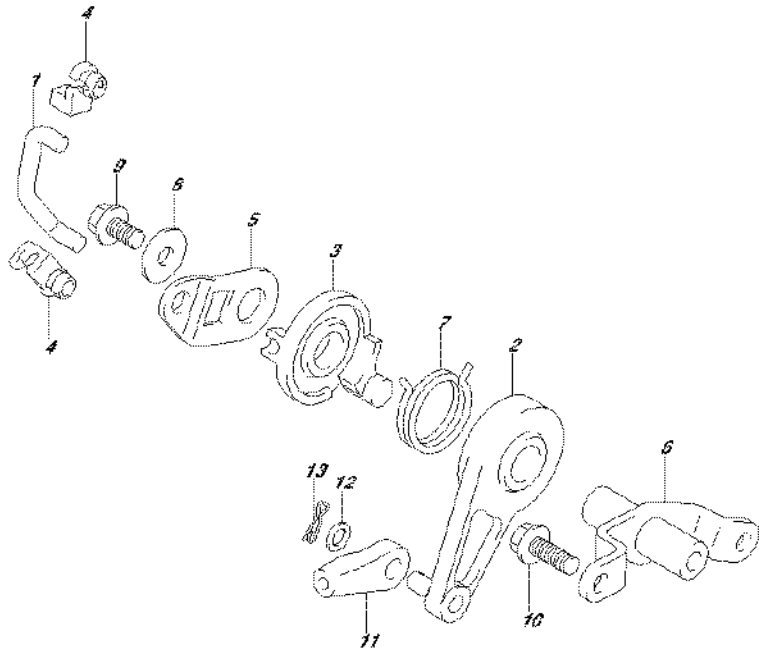


FIG.166D

FIG.166D (1-E-2) THROTTLE CONTROL (DF20AT P03)

REF NO.	PART NO.	DESCRIPTION	Q'TY	REMARKS
1	13513-89L10	ROD, THROTTLE	1	
2	19120-99J11	LEVER, THROTTLE CONTROL	1	
3	19122-99J00	LEVER, INTERLINK THROTTLE NO.2	1	
4	19131-89L00	CONNECTOR	2	
5	19148-89L10	LEVER, INTERLINK THROTTLE NO.1	1	
6	19150-89L00	BRACKET, THROTTLE LEVER	1	
7	19185-99J00	SPRING, THROTTLE LEVER	1	
8	09160-06046	WASHER (6.5X20X1.5)	1	
9	01550-06127	BOLT	1	
10	01550-06167	BOLT	2	
11	67467-89J01	CONNECTOR	1	
12	09160-06055	WASHER (7X12X1)	1	
13	09385-06012	CLIP	1	

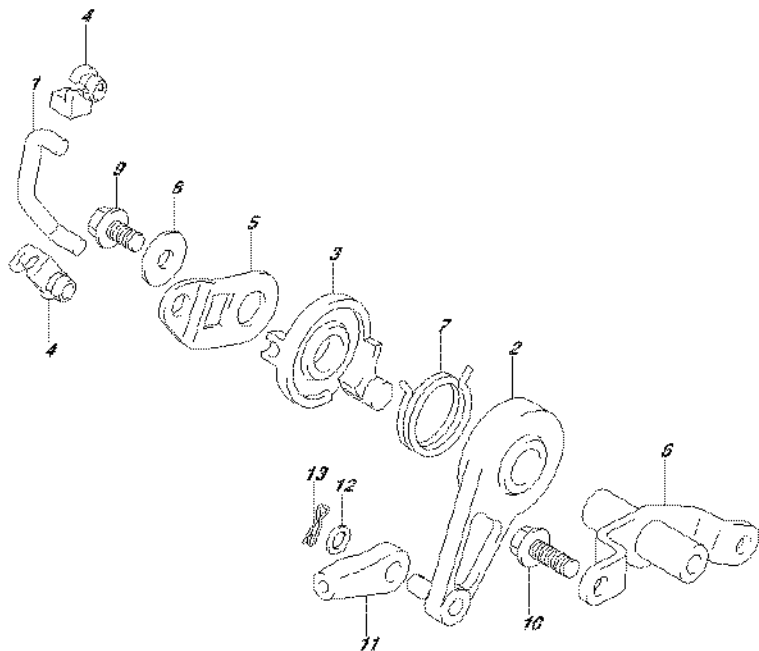


FIG.167B

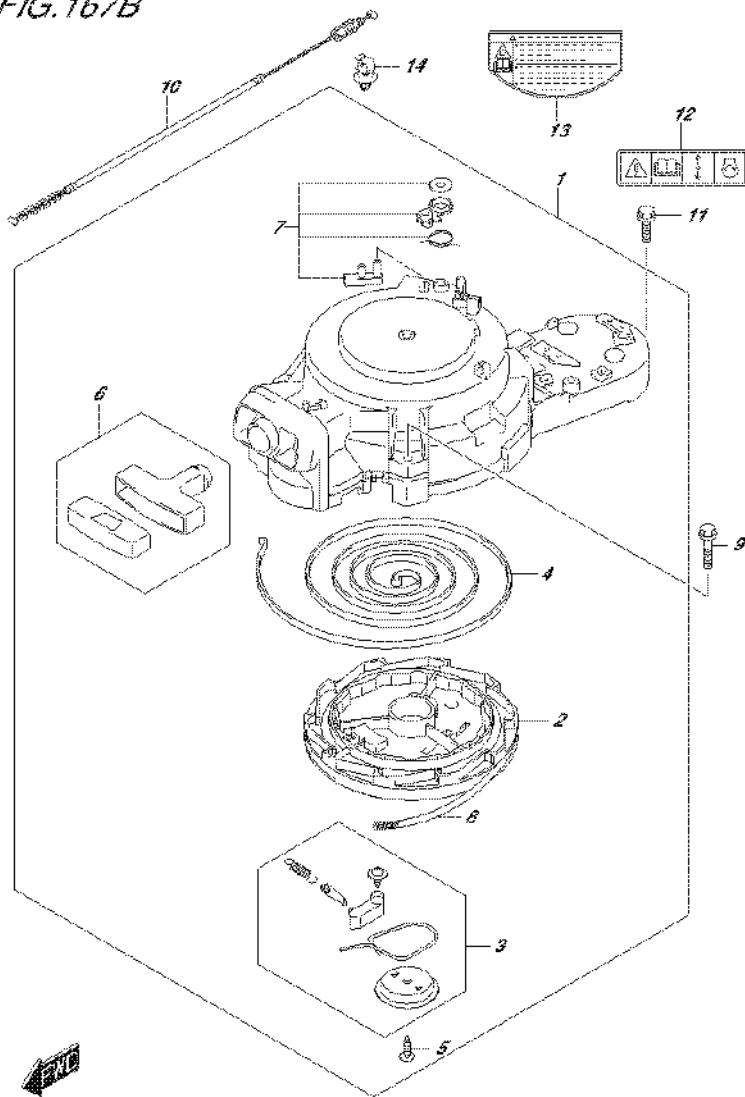


FIG.167B (1-E-4) RECOIL STARTER (DF9.9BR P03)

REF NO.	PART NO.	DESCRIPTION	Q'TY	REMARKS
1	18100-94JN0	STARTER ASSY, RECOIL	1	
2	18121-94JL0	.REEL	1	
3	18130-93E01	.RATCHET SET	1	
4	18142-93E00	.SPRING, SPIRAL	1	
5	18132-89L00	.SCREW, TAPPING	1	
6	18210-95L00	.GRIP ASSY	1	
7	18280-93E00	.NSI SET	1	
8	99000-81158-50M	ROPE	1	OPT L:50000->1500
9	01550-06307	BOLT	3	
10	18290-94J01	CABLE ASSY, NSI	1	
11	01550-06207	BOLT	1	
12	69711-93E10	LABEL (S.I.G.P.)	1	
13	61472-97J00	LABEL, RECOIL STARTER	1	
14	09403-12415	CLAMP	1	

FIG.167C

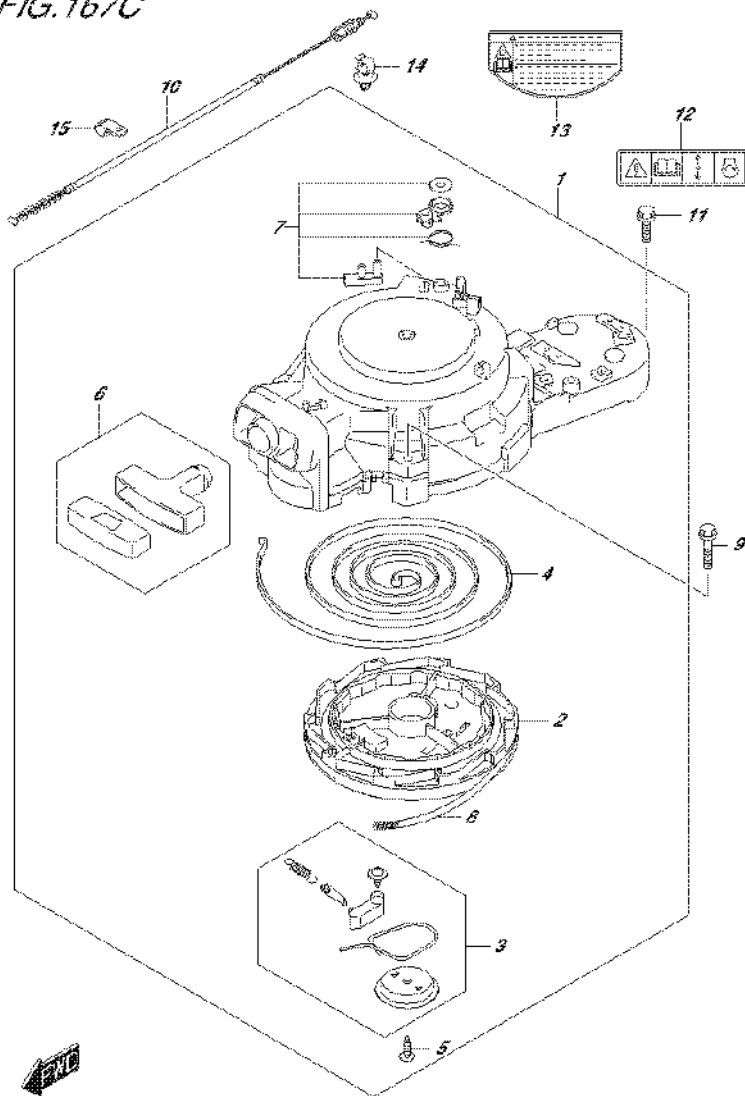


FIG.167C (1-E-5) RECOIL STARTER (DF9.9BT P03)

REF NO.	PART NO.	DESCRIPTION	Q'TY	REMARKS
1	18100-94JN0	STARTER ASSY, RECOIL	1	
2	18121-94JL0	.REEL	1	
3	18130-93E01	.RATCHET SET	1	
4	18142-93E00	.SPRING, SPIRAL	1	
5	18132-89L00	.SCREW, TAPPING	1	
6	18210-95L00	.GRIP ASSY	1	
7	18280-93E00	.NSI SET	1	
8	99000-81158-50M	ROPE	1	OPT L:50000->1500
9	01550-06307	BOLT	3	
10	18290-94J01	CABLE ASSY, NSI	1	
11	01550-06207	BOLT	1	
12	69711-93E10	LABEL (S.I.G.P.)	1	
13	61472-97J00	LABEL, RECOIL STARTER	1	
14	09403-12415	CLAMP	1	
15	09403-12406	CLAMP	1	

FIG.167D

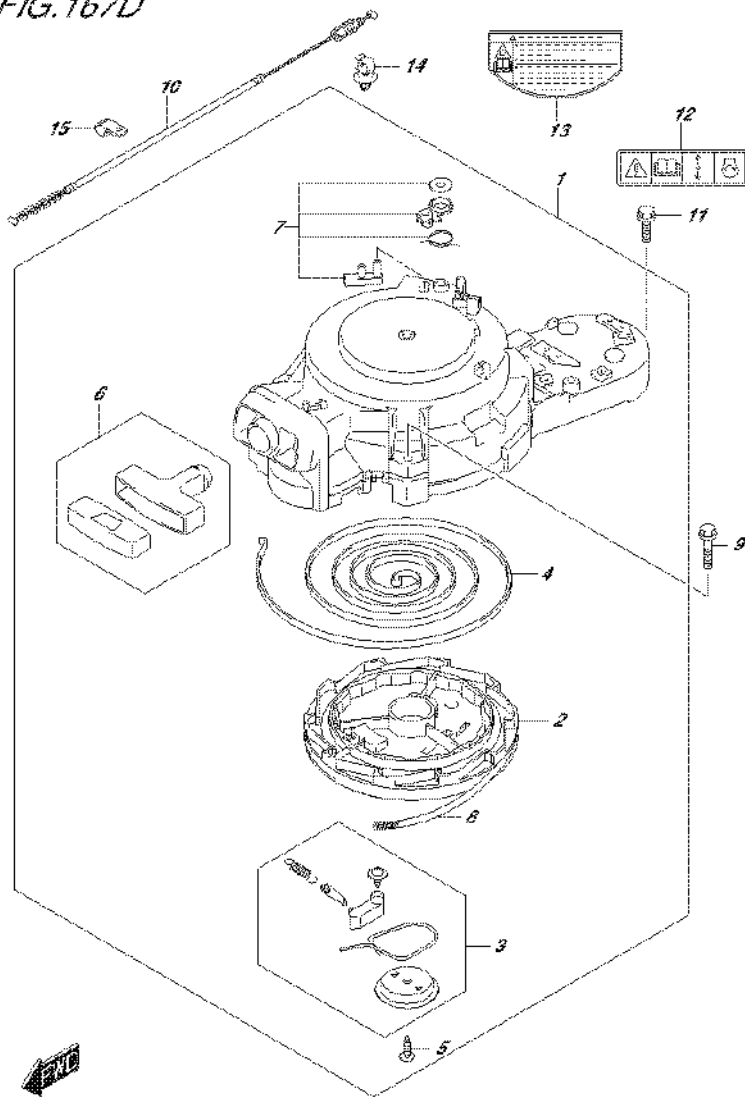


FIG.167D (1-E-6) RECOIL STARTER (DF9.9BTH P03)

REF NO.	PART NO.	DESCRIPTION	Q'TY	REMARKS
1	18100-94JN0	STARTER ASSY, RECOIL	1	
2	18121-94JL0	.REEL	1	
3	18130-93E01	.RATCHET SET	1	
4	18142-93E00	.SPRING, SPIRAL	1	
5	18132-89L00	.SCREW, TAPPING	1	
6	18210-95L00	.GRIP ASSY	1	
7	18280-93E00	.NSI SET	1	
8	99000-81158-50M	ROPE	1	OPT L:50000->1500
9	01550-06307	BOLT	3	
10	18290-94J01	CABLE ASSY, NSI	1	
11	01550-06207	BOLT	1	
12	69711-93E10	LABEL (S.I.G.P.)	1	
13	61472-97J00	LABEL, RECOIL STARTER	1	
14	09403-12415	CLAMP	1	
15	09403-12406	CLAMP	1	

FIG.167E

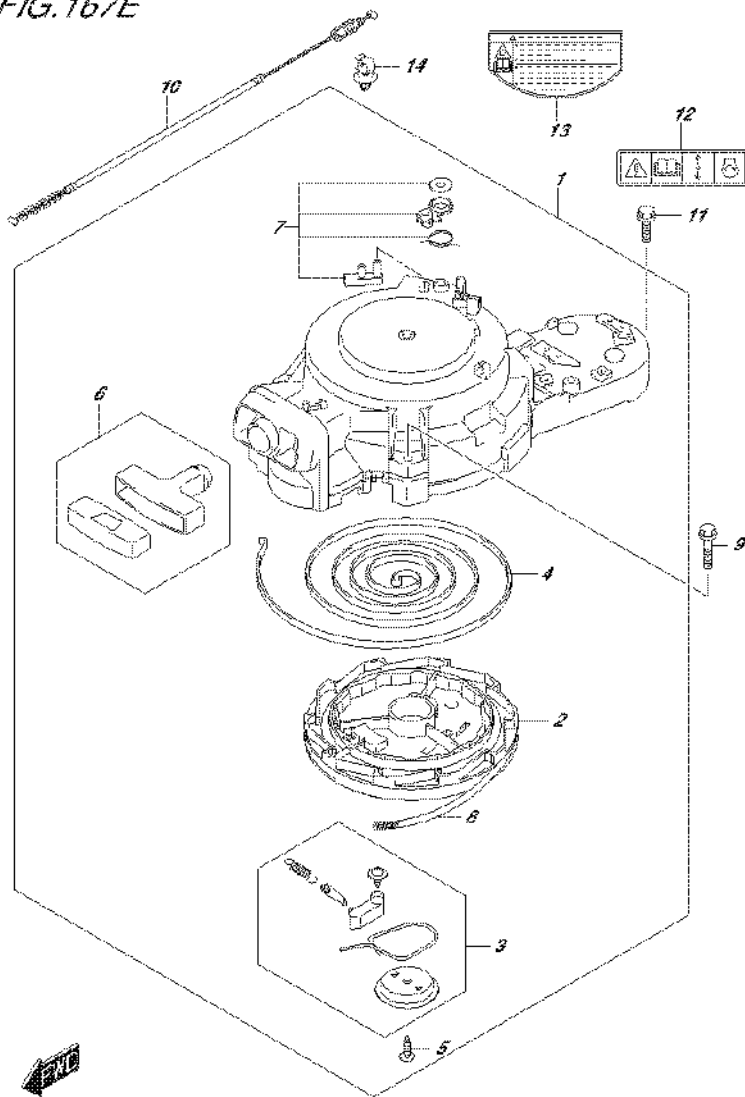


FIG.167E (1-E-7) RECOIL STARTER (DF15A P03)

REF NO.	PART NO.	DESCRIPTION	Q'TY	REMARKS
1	18100-94JN0	STARTER ASSY, RECOIL	1	
2	18121-94JL0	.REEL	1	
3	18130-93E01	.RATCHET SET	1	
4	18142-93E00	.SPRING, SPIRAL	1	
5	18132-89L00	.SCREW, TAPPING	1	
6	18210-95L00	.GRIP ASSY	1	
7	18280-93E00	.NSI SET	1	
8	99000-81158-50M	ROPE	1	OPT L:50000->1500
9	01550-06307	BOLT	3	
10	18290-94J01	CABLE ASSY, NSI	1	
11	01550-06207	BOLT	1	
12	69711-93E10	LABEL (S.I.G.P.)	1	
13	61472-97J00	LABEL, RECOIL STARTER	1	
14	09403-12415	CLAMP	1	

FIG.167G

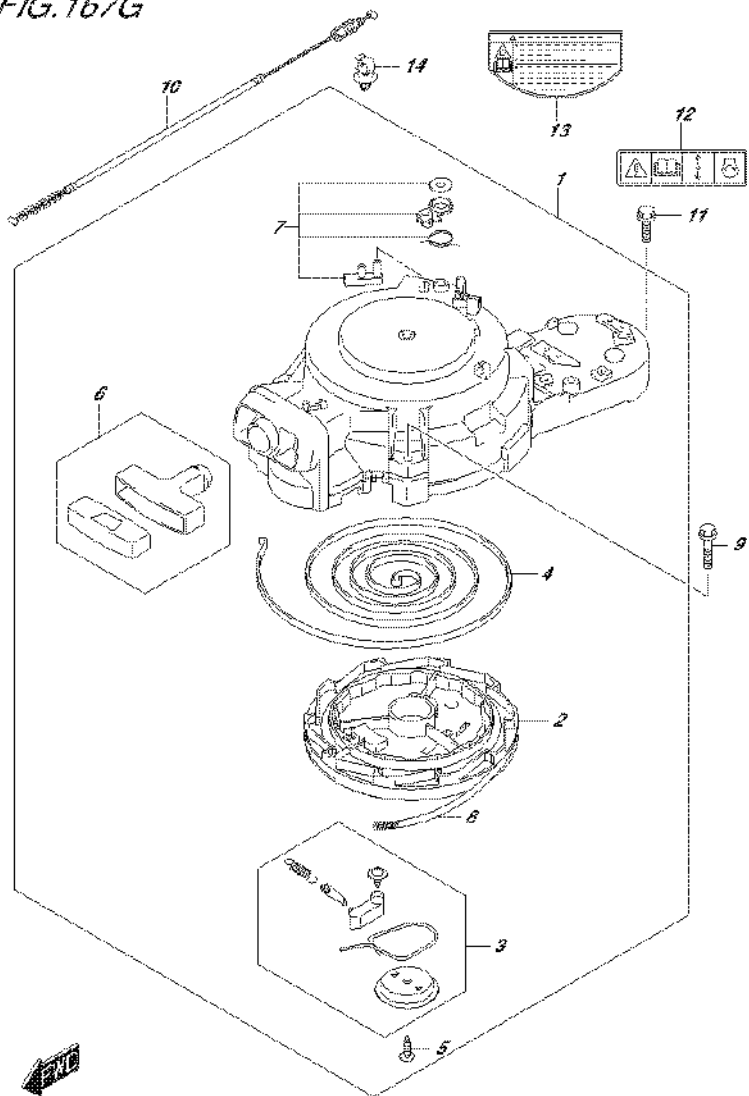


FIG.167G (1-E-9) RECOIL STARTER (DF20A P03)

REF NO.	PART NO.	DESCRIPTION	Q'TY	REMARKS
1	18100-94JN0	STARTER ASSY, RECOIL	1	
2	18121-94JL0	.REEL	1	
3	18130-93E01	.RATCHET SET	1	
4	18142-93E00	.SPRING, SPIRAL	1	
5	18132-89L00	.SCREW, TAPPING	1	
6	18210-95L00	.GRIP ASSY	1	
7	18280-93E00	.NSI SET	1	
8	99000-81158-50M	ROPE	1	OPT L:50000->1500
9	01550-06307	BOLT	3	
10	18290-94J01	CABLE ASSY, NSI	1	
11	01550-06207	BOLT	1	
12	69711-93E10	LABEL (S.I.G.P.)	1	
13	61472-97J00	LABEL, RECOIL STARTER	1	
14	09403-12415	CLAMP	1	

FIG.167H

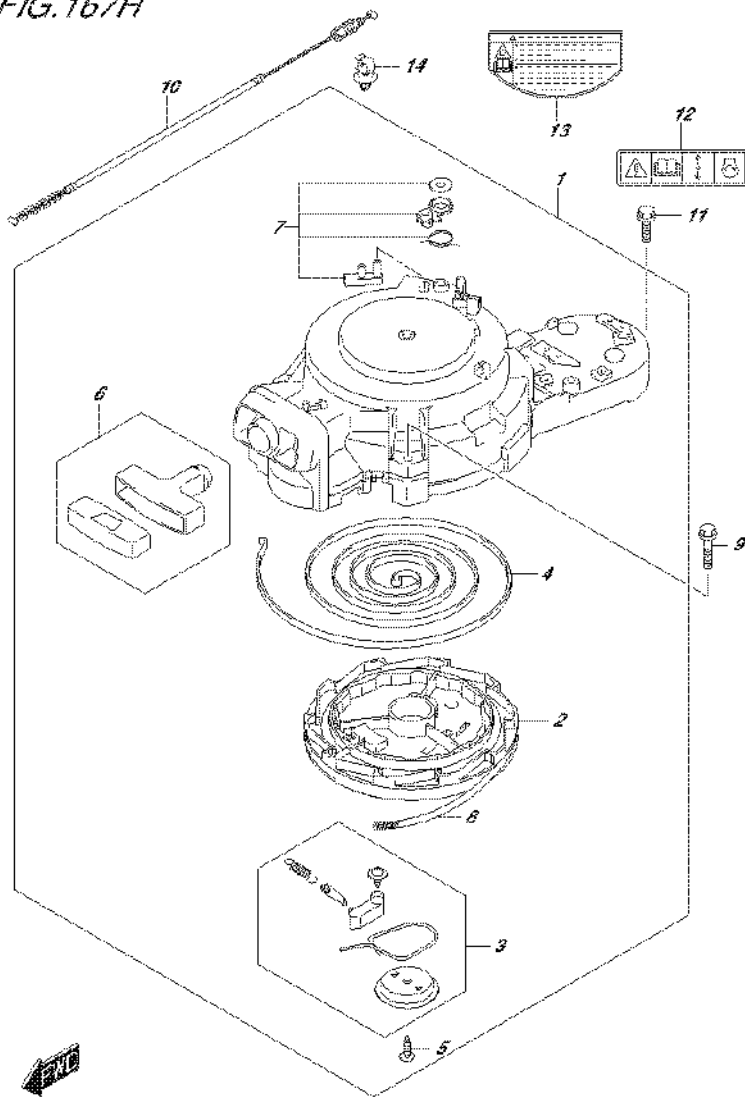


FIG.167H (1-E-10) RECOIL STARTER (DF20AR P03)

REF NO.	PART NO.	DESCRIPTION	Q'TY	REMARKS
1	18100-94JN0	STARTER ASSY, RECOIL	1	
2	18121-94JL0	.REEL	1	
3	18130-93E01	.RATCHET SET	1	
4	18142-93E00	.SPRING, SPIRAL	1	
5	18132-89L00	.SCREW, TAPPING	1	
6	18210-95L00	.GRIP ASSY	1	
7	18280-93E00	.NSI SET	1	
8	99000-81158-50M	ROPE	1	OPT L:50000->1500
9	01550-06307	BOLT	3	
10	18290-94J01	CABLE ASSY, NSI	1	
11	01550-06207	BOLT	1	
12	69711-93E10	LABEL (S.I.G.P.)	1	
13	61472-97J00	LABEL, RECOIL STARTER	1	
14	09403-12415	CLAMP	1	

FIG.167J

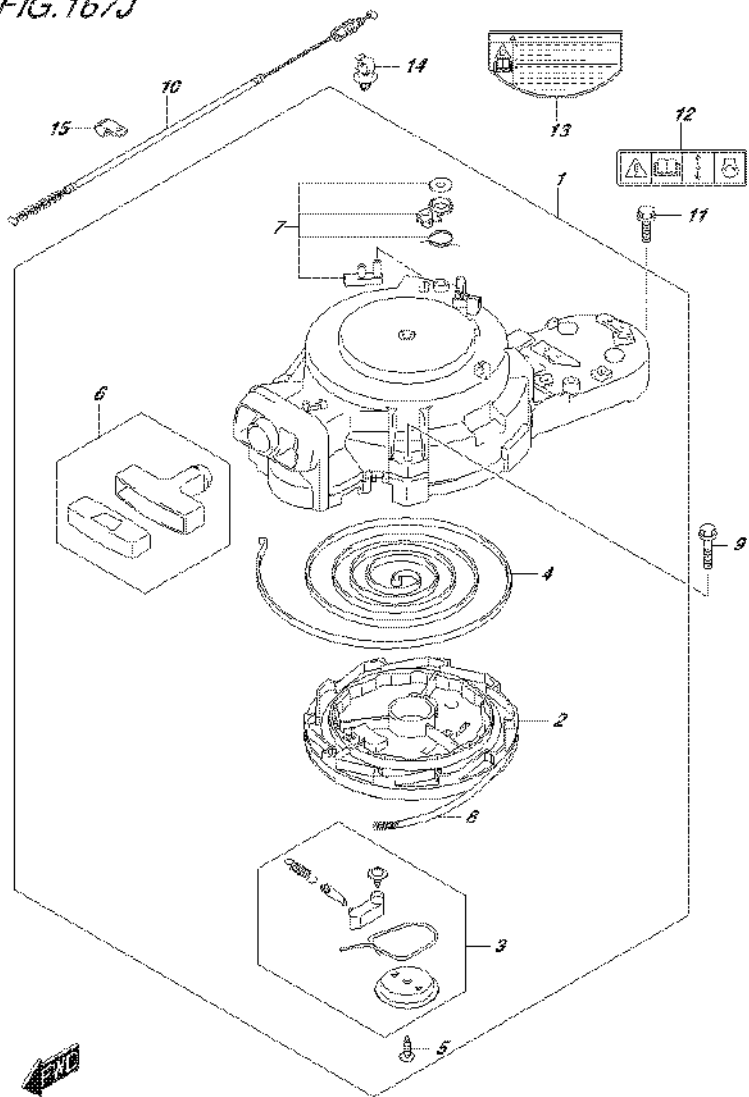


FIG.167J (1-E-11) RECOIL STARTER (DF20AT P03)

REF NO.	PART NO.	DESCRIPTION	Q'TY	REMARKS
1	18100-94JN0	STARTER ASSY, RECOIL	1	
2	18121-94JL0	.REEL	1	
3	18130-93E01	.RATCHET SET	1	
4	18142-93E00	.SPRING, SPIRAL	1	
5	18132-89L00	.SCREW, TAPPING	1	
6	18210-95L00	.GRIP ASSY	1	
7	18280-93E00	.NSI SET	1	
8	99000-81158-50M	ROPE	1	OPT L:50000->1500
9	01550-06307	BOLT	3	
10	18290-94J01	CABLE ASSY, NSI	1	
11	01550-06207	BOLT	1	
12	69711-93E10	LABEL (S.I.G.P.)	1	
13	61472-97J00	LABEL, RECOIL STARTER	1	
14	09403-12415	CLAMP	1	
15	09403-12406	CLAMP	1	

FIG.167K

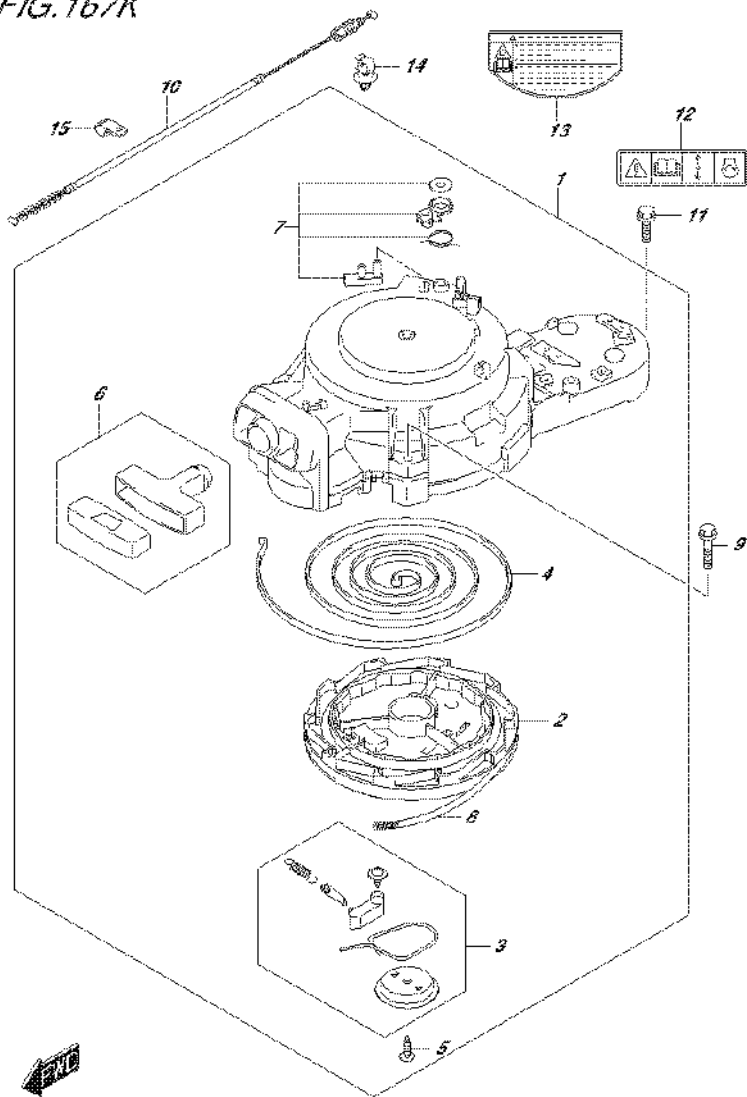


FIG.167K (1-E-12) RECOIL STARTER (DF20ATH P03)

REF NO.	PART NO.	DESCRIPTION	Q'TY	REMARKS
1	18100-94JN0	STARTER ASSY, RECOIL	1	
2	18121-94JL0	.REEL	1	
3	18130-93E01	.RATCHET SET	1	
4	18142-93E00	.SPRING, SPIRAL	1	
5	18132-89L00	.SCREW, TAPPING	1	
6	18210-95L00	.GRIP ASSY	1	
7	18280-93E00	.NSI SET	1	
8	99000-81158-50M	ROPE	1	OPT L:50000->1500
9	01550-06307	BOLT	3	
10	18290-94J01	CABLE ASSY, NSI	1	
11	01550-06207	BOLT	1	
12	69711-93E10	LABEL (S.I.G.P.)	1	
13	61472-97J00	LABEL, RECOIL STARTER	1	
14	09403-12415	CLAMP	1	
15	09403-12406	CLAMP	1	

FIG.175A

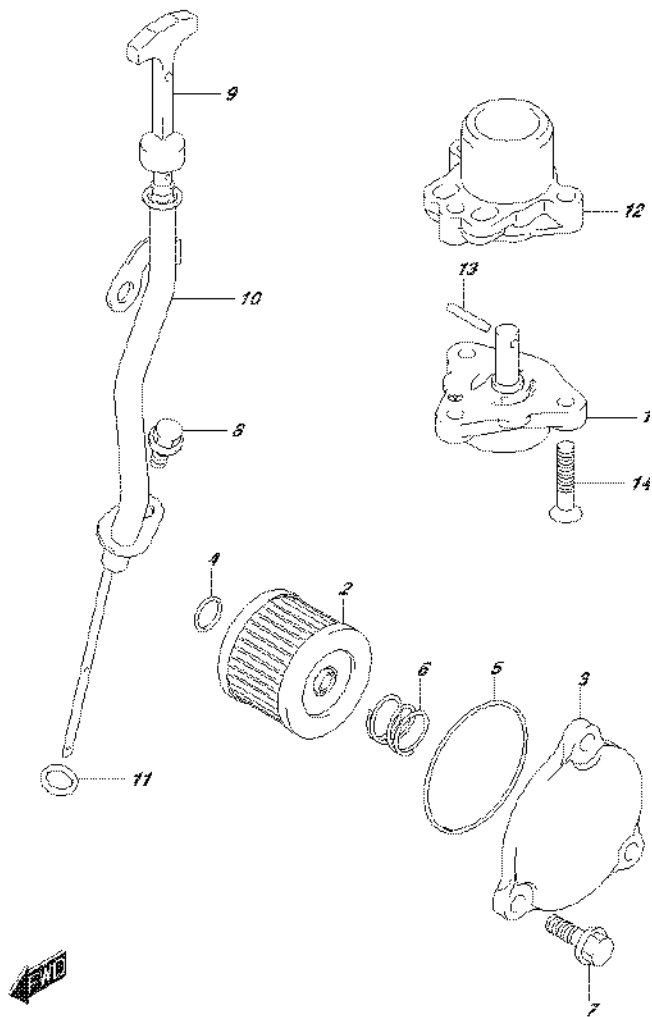


FIG.175A (1-E-13) OIL PUMP

REF NO.	PART NO.	DESCRIPTION	Q'TY	REMARKS
1	16400-89L00	PUMP ASSY, OIL	1	
2	16510-45H10	FILTER, ENGINE OIL	1	
3	16512-99J00	CAP, OIL FILTER	1	
4	09280-13004	O RING (D:1.9,ID:13)	1	
5	09280-54001	O RING (D:2.4,ID:52.6)	1	
6	09440-18002	SPRING	1	
7	01550-06207	BOLT	3	
8	01550-06127	BOLT	1	
9	16910-89L01	GAUGE, OIL LEVEL	1	
10	16930-89L00	GUIDE, OIL LEVEL GAUGE	1	
11	09280-09008	O RING (D:2.1,ID:8.8)	1	
12	16431-89L00	BLOCK, OIL GALLERY	1	
13	59262-94J00	PIN, OIL PUMP	1	
14	02122-0630A	SCREW	3	

FIG.206A

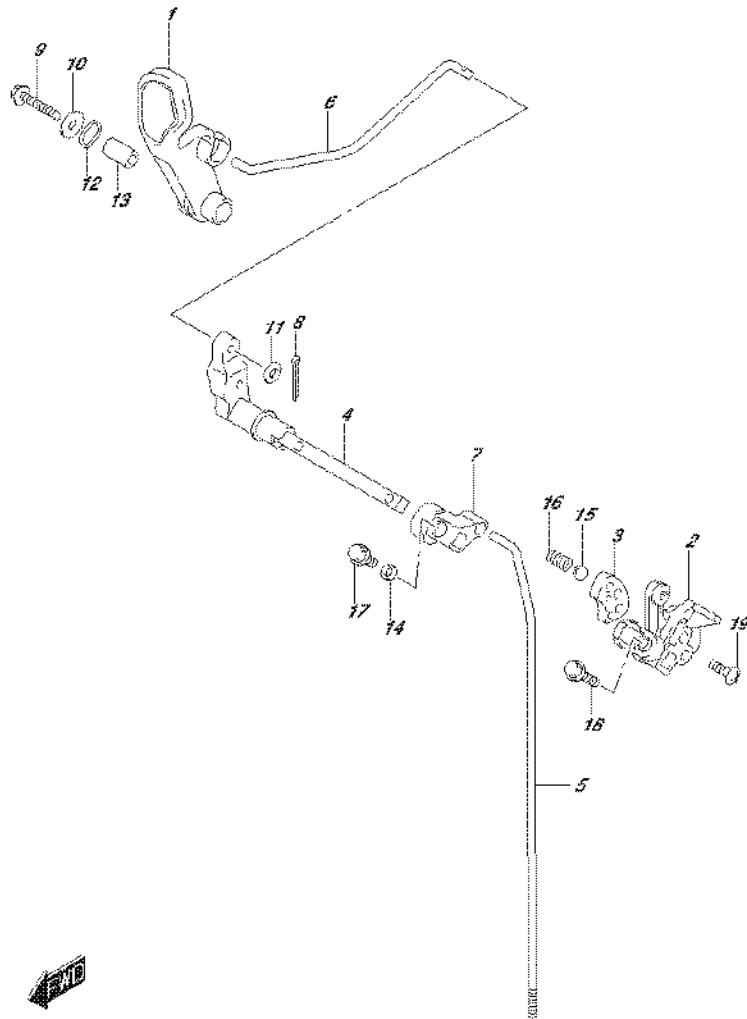


FIG.206A (1-E-14) CLUTCH ROD (DF9.9B P03)

REF NO.	PART NO.	DESCRIPTION	Q'TY	REMARKS
1	21111-89L00	LEVER, CLUTCH	1	
2	21120-89L00	LEVER, CLUTCH NOTCH	1	
3	21122-89L00	PLATE, CLUTCH NOTCH	1	
4	21210-89L01	SHAFT, CLUTCH LEVER	1	
5-1	23111-89L00	ROD, CLUTCH (S)	1	W/TRANSOM(S)
5-2	23111-89L10	ROD, CLUTCH (L)	1	W/TRANSOM(L) W/TRANSOM(X)
6	23115-89L00	LINK, CLUTCH LEVER	1	
7	23211-89L00	ARM, CLUTCH ROD	1	
8	09204-01002	PIN	1	
9	09116-06234	BOLT (6X35)	1	
10	09160-06046	WASHER (6.5X20X1.5)	1	
11	09160-06094	WASHER (6.5X15X1.5)	1	
12	09164-14008	WASHER	2	
13	09180-06186	SPACER (6.2X12.6X21)	1	
14	09180-06362	SPACER (6.5X10.5X4)	1	
15	09260-12003	BALL	1	
16	09440-09041	SPRING	1	
17	01550-06127	BOLT	1	
18	01550-06257	BOLT	1	
19	02142-06207	SCREW	2	

FIG.206B

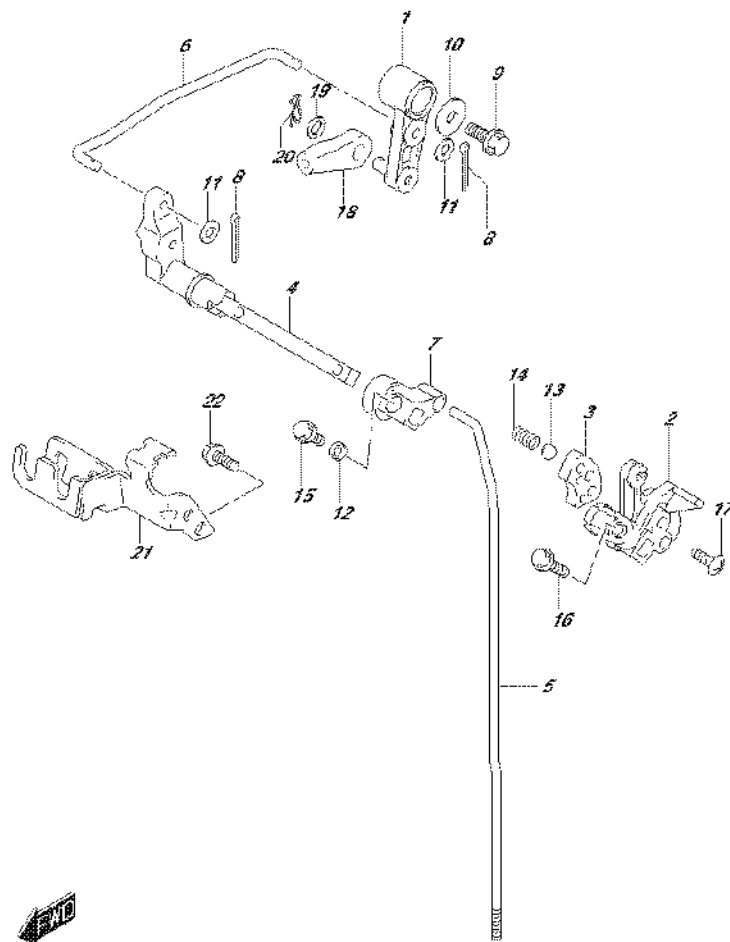


FIG.206B (1-E-15) CLUTCH ROD (DF9.9BR P03)

REF NO.	PART NO.	DESCRIPTION	Q'TY	REMARKS
1	21110-89L10	LEVER, CLUTCH	1	
2	21120-89L00	LEVER, CLUTCH NOTCH	1	
3	21122-89L00	PLATE, CLUTCH NOTCH	1	
4	21210-89L01	SHAFT, CLUTCH LEVER	1	
5-1	23111-89L00	ROD, CLUTCH (S)	1	W/TRANSOM(S)
5-2	23111-89L10	ROD, CLUTCH (L)	1	W/TRANSOM(L) W/TRANSOM(X)
6	23115-89L10	LINK, CLUTCH LEVER	1	
7	23211-89L00	ARM, CLUTCH ROD	1	
8	09204-01002	PIN	2	
9	01550-06127	BOLT	1	
10	09160-06046	WASHER (6.5X20X1.5)	1	
11	09160-05029	WASHER (5.5X12X0.8)	2	
12	09180-06362	SPACER (6.5X10.5X4)	1	
13	09260-12003	BALL	1	
14	09440-09041	SPRING	1	
15	01550-06127	BOLT	1	
16	01550-06257	BOLT	1	
17	02142-06207	SCREW	2	
18	67467-89J01	CONNECTOR	1	
19	09160-06055	WASHER (7X12X1)	1	
20	09385-06012	CLIP	1	
21	67340-89L00	HOLDER, R/CON CABLE	1	
22	01547-06167	BOLT	2	



FIG.206C

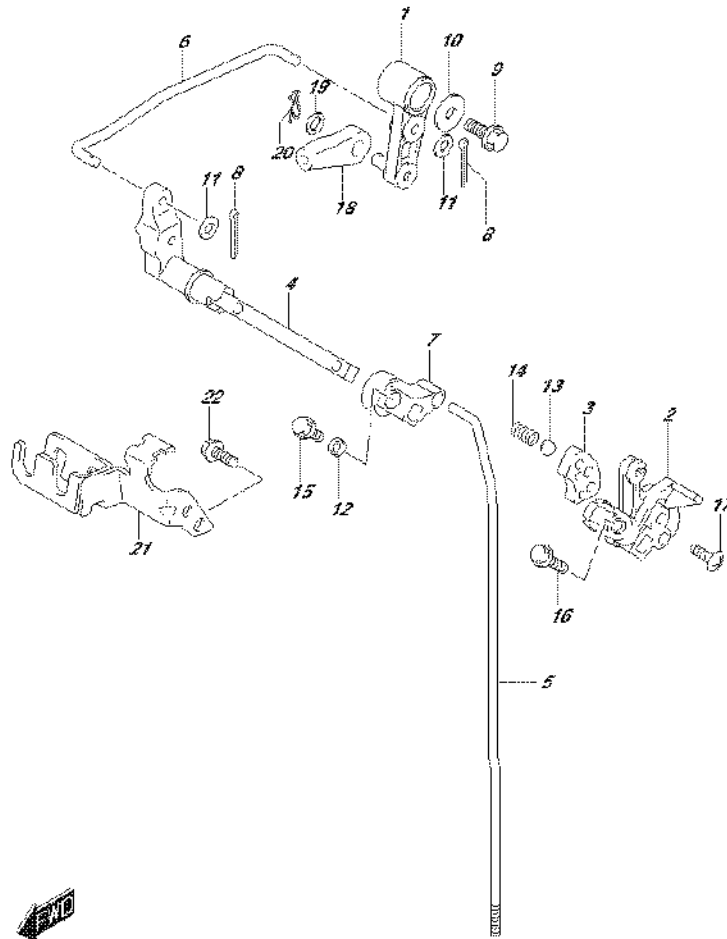


FIG.206C (1-F-2) CLUTCH ROD (DF9.9BT P03)

REF NO.	PART NO.	DESCRIPTION	Q'TY	REMARKS
1	21110-89L10	LEVER, CLUTCH	1	
2	21120-89L00	LEVER, CLUTCH NOTCH	1	
3	21122-89L00	PLATE, CLUTCH NOTCH	1	
4	21210-89L01	SHAFT, CLUTCH LEVER	1	
5-1	23111-89L00	ROD, CLUTCH (S)	1	W/TRANSOM(S)
5-2	23111-89L10	ROD, CLUTCH (L)	1	W/TRANSOM(L) W/TRANSOM(X)
6	23115-89L10	LINK, CLUTCH LEVER	1	
7	23211-89L00	ARM, CLUTCH ROD	1	
8	09204-01002	PIN	2	
9	01550-06127	BOLT	1	
10	09160-06046	WASHER (6.5X20X1.5)	1	
11	09160-05029	WASHER (5.5X12X0.8)	2	
12	09180-06362	SPACER (6.5X10.5X4)	1	
13	09260-12003	BALL	1	
14	09440-09041	SPRING	1	
15	01550-06127	BOLT	1	
16	01550-06257	BOLT	1	
17	02142-06207	SCREW	2	
18	67467-89J01	CONNECTOR	1	
19	09160-06055	WASHER (7X12X1)	1	
20	09385-06012	CLIP	1	
21	67340-89L00	HOLDER, R/CON CABLE	1	
22	01547-06167	BOLT	2	

FIG.206E

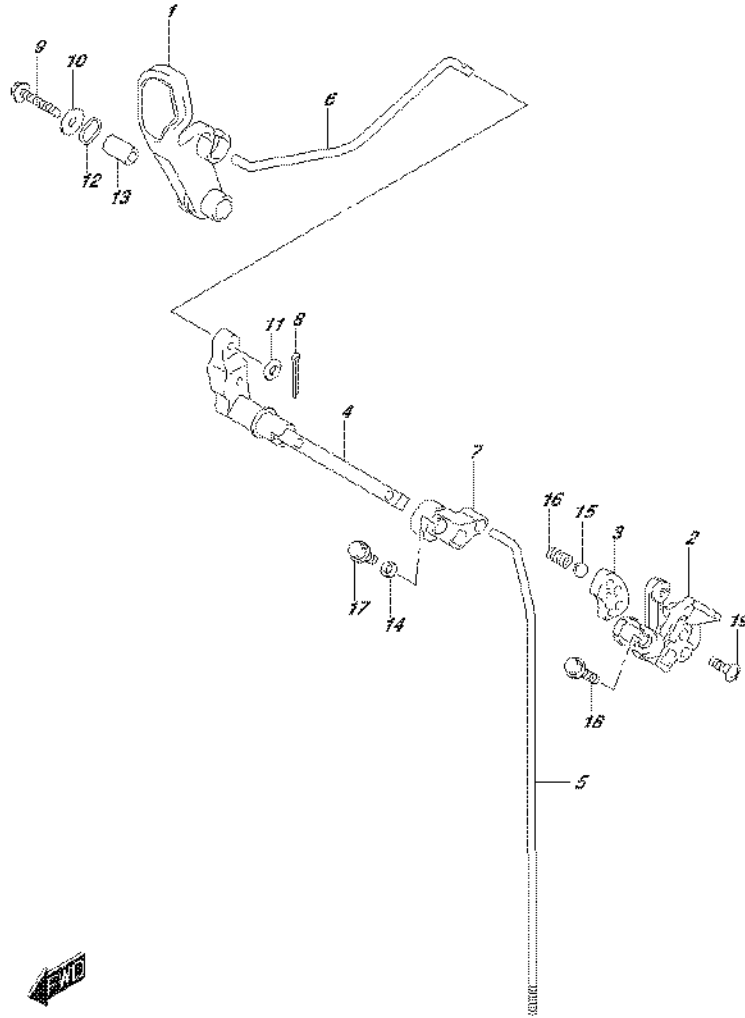


FIG.206E (1-F-4) CLUTCH ROD (DF15A P03)

REF NO.	PART NO.	DESCRIPTION	Q'TY	REMARKS
1	21111-89L00	LEVER, CLUTCH	1	
2	21120-89L00	LEVER, CLUTCH NOTCH	1	
3	21122-89L00	PLATE, CLUTCH NOTCH	1	
4	21210-89L01	SHAFT, CLUTCH LEVER	1	
5-1	23111-89L00	ROD, CLUTCH (S)	1	W/TRANSOM(S)
5-2	23111-89L10	ROD, CLUTCH (L)	1	W/TRANSOM(L) W/TRANSOM(X)
6	23115-89L00	LINK, CLUTCH LEVER	1	
7	23211-89L00	ARM, CLUTCH ROD	1	
8	09204-01002	PIN	1	
9	09116-06234	BOLT (6X35)	1	
10	09160-06046	WASHER (6.5X20X1.5)	1	
11	09160-06094	WASHER (6.5X15X1.5)	1	
12	09164-14008	WASHER	2	
13	09180-06186	SPACER (6.2X12.6X21)	1	
14	09180-06362	SPACER (6.5X10.5X4)	1	
15	09260-12003	BALL	1	
16	09440-09041	SPRING	1	
17	01550-06127	BOLT	1	
18	01550-06257	BOLT	1	
19	02142-06207	SCREW	2	



FIG.206F

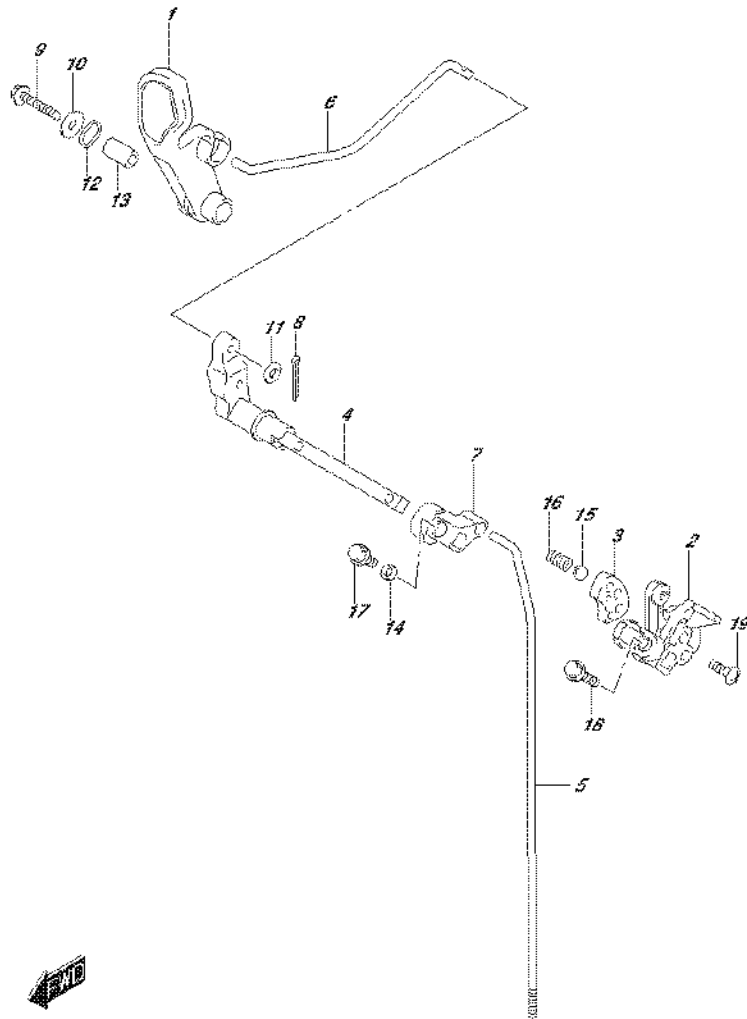


FIG.206F (1-F-5) CLUTCH ROD (DF15ATH P03)

REF NO.	PART NO.	DESCRIPTION	Q'TY	REMARKS
1	21111-89L00	LEVER, CLUTCH	1	
2	21120-89L00	LEVER, CLUTCH NOTCH	1	
3	21122-89L00	PLATE, CLUTCH NOTCH	1	
4	21210-89L01	SHAFT, CLUTCH LEVER	1	
5-1	23111-89L00	ROD, CLUTCH (S)	1	W/TRANSOM(S)
5-2	23111-89L10	ROD, CLUTCH (L)	1	W/TRANSOM(L) W/TRANSOM(X)
6	23115-89L00	LINK, CLUTCH LEVER	1	
7	23211-89L00	ARM, CLUTCH ROD	1	
8	09204-01002	PIN	1	
9	09116-06234	BOLT (6X35)	1	
10	09160-06046	WASHER (6.5X20X1.5)	1	
11	09160-06094	WASHER (6.5X15X1.5)	1	
12	09164-14008	WASHER	2	
13	09180-06186	SPACER (6.2X12.6X21)	1	
14	09180-06362	SPACER (6.5X10.5X4)	1	
15	09260-12003	BALL	1	
16	09440-09041	SPRING	1	
17	01550-06127	BOLT	1	
18	01550-06257	BOLT	1	
19	02142-06207	SCREW	2	

FIG.206G

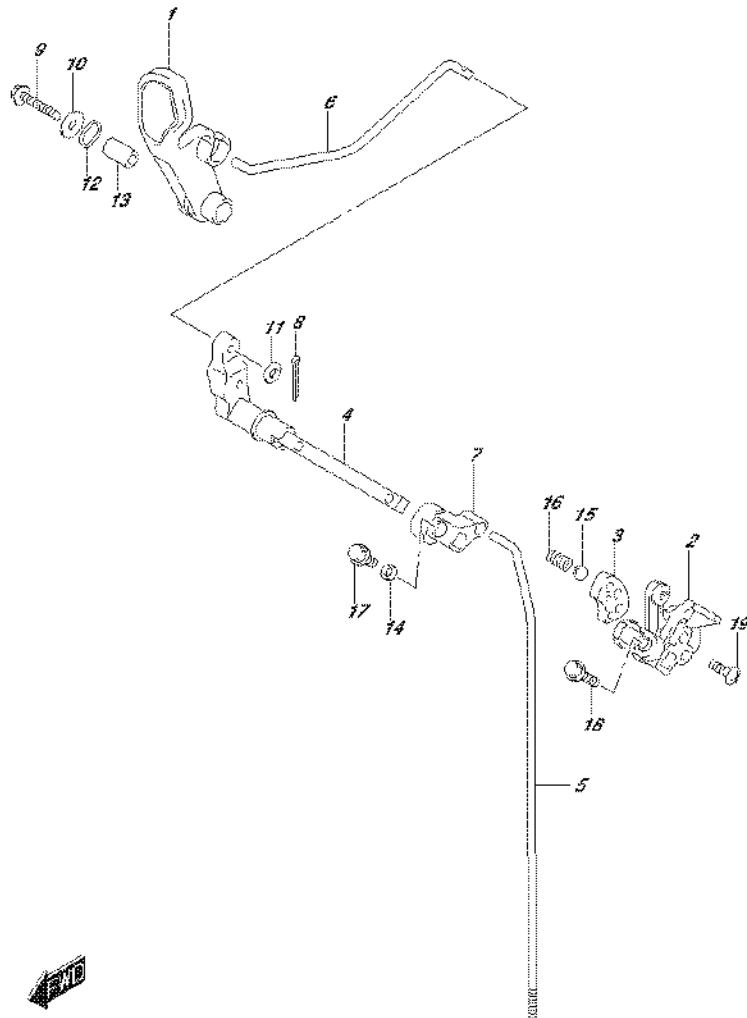


FIG.206G (1-F-6) CLUTCH ROD (DF20A P03)

REF NO.	PART NO.	DESCRIPTION	Q'TY	REMARKS
1	21111-89L00	LEVER, CLUTCH	1	
2	21120-89L00	LEVER, CLUTCH NOTCH	1	
3	21122-89L00	PLATE, CLUTCH NOTCH	1	
4	21210-89L01	SHAFT, CLUTCH LEVER	1	
5-1	23111-89L00	ROD, CLUTCH (S)	1	W/TRANSOM(S)
5-2	23111-89L10	ROD, CLUTCH (L)	1	W/TRANSOM(L) W/TRANSOM(X)
6	23115-89L00	LINK, CLUTCH LEVER	1	
7	23211-89L00	ARM, CLUTCH ROD	1	
8	09204-01002	PIN	1	
9	09116-06234	BOLT (6X35)	1	
10	09160-06046	WASHER (6.5X20X1.5)	1	
11	09160-06094	WASHER (6.5X15X1.5)	1	
12	09164-14008	WASHER	2	
13	09180-06186	SPACER (6.2X12.6X21)	1	
14	09180-06362	SPACER (6.5X10.5X4)	1	
15	09260-12003	BALL	1	
16	09440-09041	SPRING	1	
17	01550-06127	BOLT	1	
18	01550-06257	BOLT	1	
19	02142-06207	SCREW	2	

FIG.206H

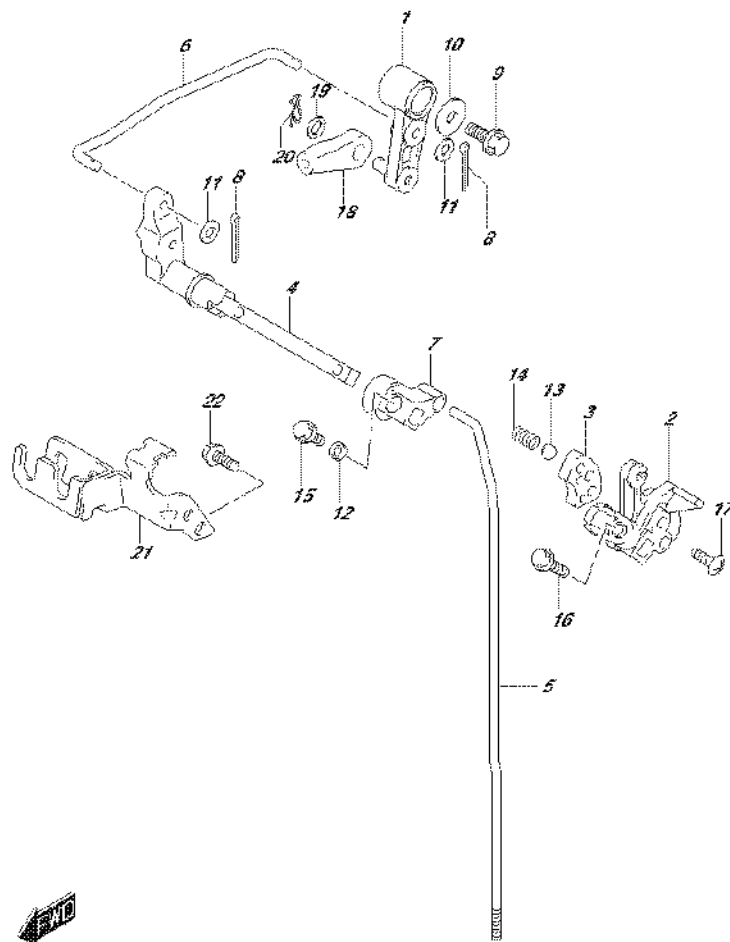


FIG.206H (1-F-7) CLUTCH ROD (DF20AR P03)

REF NO.	PART NO.	DESCRIPTION	Q'TY	REMARKS
1	21110-89L10	LEVER, CLUTCH	1	
2	21120-89L00	LEVER, CLUTCH NOTCH	1	
3	21122-89L00	PLATE, CLUTCH NOTCH	1	
4	21210-89L01	SHAFT, CLUTCH LEVER	1	
5-1	23111-89L00	ROD, CLUTCH (S)	1	W/TRANSOM(S)
5-2	23111-89L10	ROD, CLUTCH (L)	1	W/TRANSOM(L) W/TRANSOM(X)
6	23115-89L10	LINK, CLUTCH LEVER	1	
7	23211-89L00	ARM, CLUTCH ROD	1	
8	09204-01002	PIN	2	
9	01550-06127	BOLT	1	
10	09160-06046	WASHER (6.5X20X1.5)	1	
11	09160-05029	WASHER (5.5X12X0.8)	2	
12	09180-06362	SPACER (6.5X10.5X4)	1	
13	09260-12003	BALL	1	
14	09440-09041	SPRING	1	
15	01550-06127	BOLT	1	
16	01550-06257	BOLT	1	
17	02142-06207	SCREW	2	
18	67467-89J01	CONNECTOR	1	
19	09160-06055	WASHER (7X12X1)	1	
20	09385-06012	CLIP	1	
21	67340-89L00	HOLDER, R/CON CABLE	1	
22	01547-06167	BOLT	2	



FIG.206J

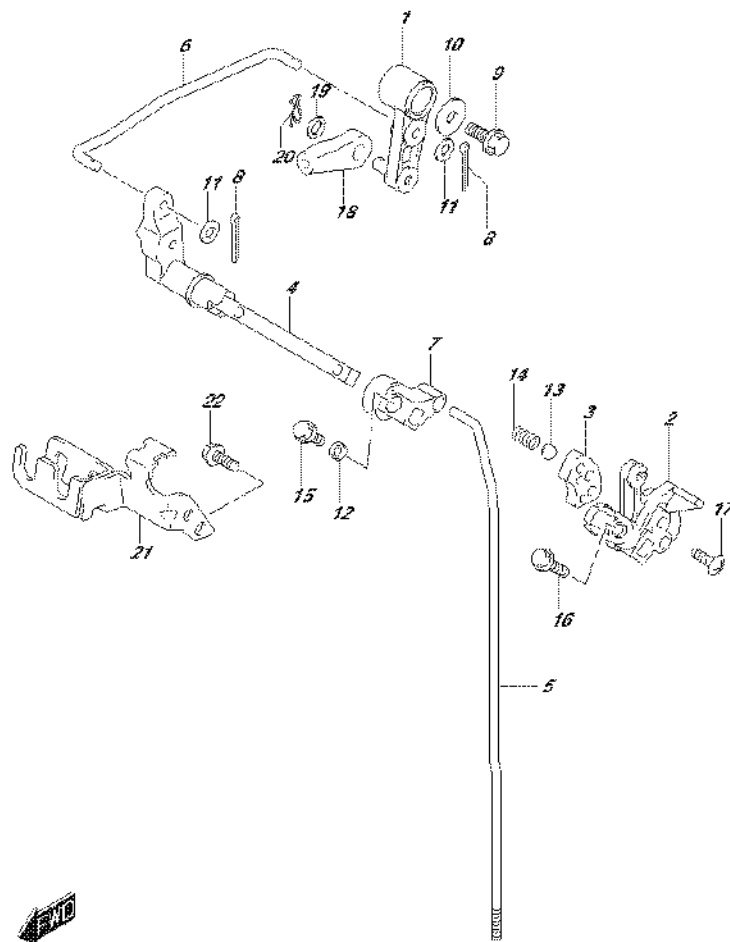


FIG.206J (1-F-8) CLUTCH ROD (DF20AT P03)

REF NO.	PART NO.	DESCRIPTION	Q'TY	REMARKS
1	21110-89L10	LEVER, CLUTCH	1	
2	21120-89L00	LEVER, CLUTCH NOTCH	1	
3	21122-89L00	PLATE, CLUTCH NOTCH	1	
4	21210-89L01	SHAFT, CLUTCH LEVER	1	
5-1	23111-89L00	ROD, CLUTCH (S)	1	W/TRANSOM(S)
5-2	23111-89L10	ROD, CLUTCH (L)	1	W/TRANSOM(L) W/TRANSOM(X)
6	23115-89L10	LINK, CLUTCH LEVER	1	
7	23211-89L00	ARM, CLUTCH ROD	1	
8	09204-01002	PIN	2	
9	01550-06127	BOLT	1	
10	09160-06046	WASHER (6.5X20X1.5)	1	
11	09160-05029	WASHER (5.5X12X0.8)	2	
12	09180-06362	SPACER (6.5X10.5X4)	1	
13	09260-12003	BALL	1	
14	09440-09041	SPRING	1	
15	01550-06127	BOLT	1	
16	01550-06257	BOLT	1	
17	02142-06207	SCREW	2	
18	67467-89J01	CONNECTOR	1	
19	09160-06055	WASHER (7X12X1)	1	
20	09385-06012	CLIP	1	
21	67340-89L00	HOLDER, R/CON CABLE	1	
22	01547-06167	BOLT	2	



FIG.206K

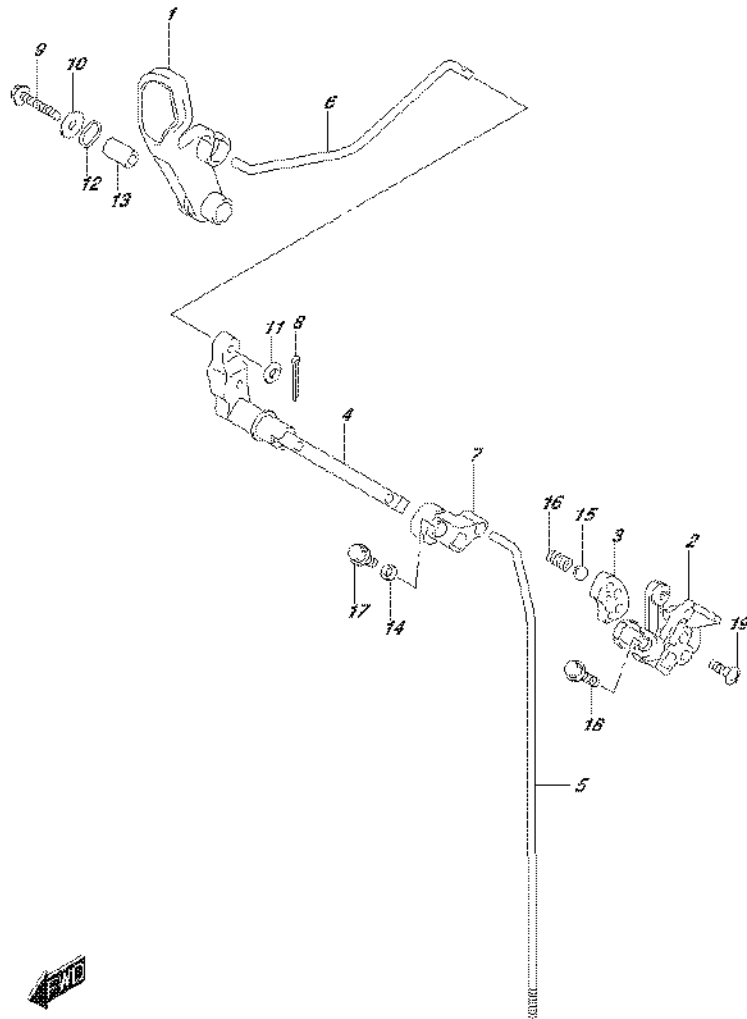


FIG.206K (1-F-9) CLUTCH ROD (DF20ATH P03)

REF NO.	PART NO.	DESCRIPTION	Q'TY	REMARKS
1	21111-89L00	LEVER, CLUTCH	1	
2	21120-89L00	LEVER, CLUTCH NOTCH	1	
3	21122-89L00	PLATE, CLUTCH NOTCH	1	
4	21210-89L01	SHAFT, CLUTCH LEVER	1	
5-1	23111-89L00	ROD, CLUTCH (S)	1	W/TRANSOM(S)
5-2	23111-89L10	ROD, CLUTCH (L)	1	W/TRANSOM(L) W/TRANSOM(X)
6	23115-89L00	LINK, CLUTCH LEVER	1	
7	23211-89L00	ARM, CLUTCH ROD	1	
8	09204-01002	PIN	1	
9	09116-06234	BOLT (6X35)	1	
10	09160-06046	WASHER (6.5X20X1.5)	1	
11	09160-06094	WASHER (6.5X15X1.5)	1	
12	09164-14008	WASHER	2	
13	09180-06186	SPACER (6.2X12.6X21)	1	
14	09180-06362	SPACER (6.5X10.5X4)	1	
15	09260-12003	BALL	1	
16	09440-09041	SPRING	1	
17	01550-06127	BOLT	1	
18	01550-06257	BOLT	1	
19	02142-06207	SCREW	2	



FIG.210A

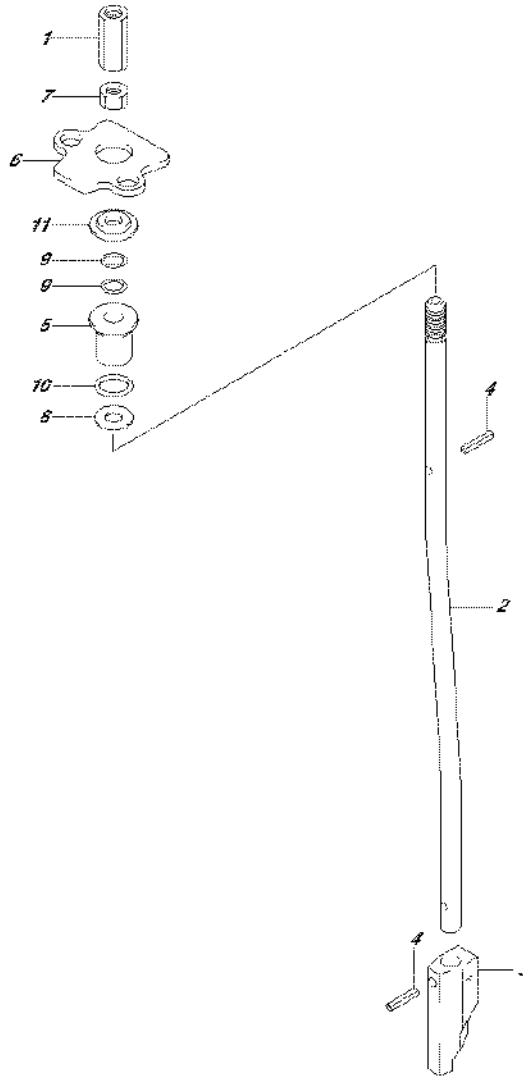


FIG.210A (1-F-10) SHIFT ROD

REF NO.	PART NO.	DESCRIPTION	Q'TY	REMARKS
1	23311-95J00	CONNECTOR, CLUTCH ROD	1	
2-1	25111-99J01	ROD, SHIFT (S & L)	1	W/TRANSOM(S) W/TRANSOM(L)
2-2	25111-99J10	ROD, SHIFT (X)	1	W/TRANSOM(X)
3	25311-99J00	CAM, SHIFT	1	
4	09205-02004	SPRING PIN (2.5X12)	2	
5	25211-99JL0	GUIDE, SHIFT ROD	1	
6	25215-99J00	STOPPER, SHIFT ROD GUIDE	1	
7	29141-93J00	NUT, CLUTCH ROD (M6)	1	
8	09160-06082	WASHER (6.5X13X1.0)	1	
9	09280-06012	O RING (D:1.7,ID:5.8)	2	
10	09280-09012	O RING (D:2.3,ID:9)	1	
11	09289-06L02	DUST SEAL (5X17X3.5)	1	



FIG.220A

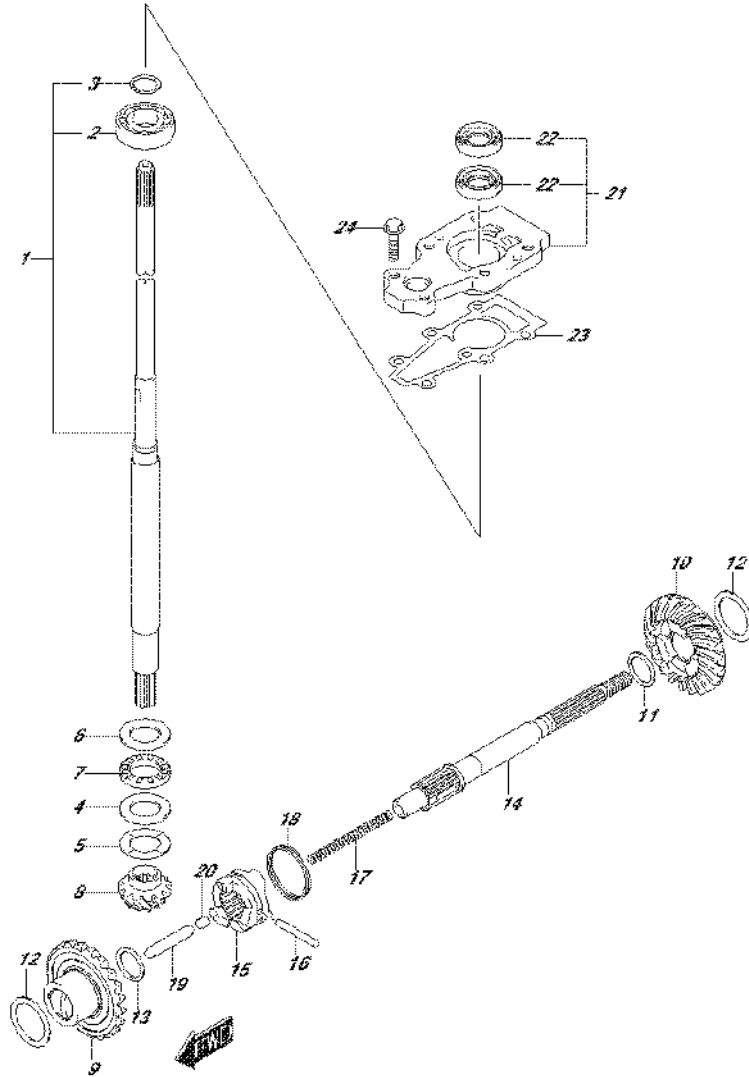


FIG.220A (1-F-11) TRANSMISSION (DF9.9B P03)

REF NO.	PART NO.	DESCRIPTION	Q'TY	REMARKS
1-1	57100-90L40	SHAFT ASSY, DRIVE (S)	1	W/TRANSOM(S)
1-2	57100-90L30	SHAFT ASSY, DRIVE (L)	1	W/TRANSOM(L)
1-3	57100-90L50	SHAFT ASSY, DRIVE (X)	1	W/TRANSOM(X)
2	08110-60020	.BEARING	1	
3	09380-15001	.SNAP RING	1	
4	09160-20027	WASHER (20X35X2.75)	1	
5-1	09181-20251	SHIM (T:1.0)	1	
5-2	09160-20042	SHIM (T:1.1)	1	
5-3	09160-20043	SHIM (T:1.2)	1	
5-4	09160-20044	SHIM (T:1.3)	1	
5-5	09181-20244	SHIM (T:0.7)	1	
5-6	09181-20246	SHIM (T:0.8)	1	
5-7	09181-20248	SHIM (T:0.9)	1	
6	09160-21009	WASHER (21X35X2.75)	1	
7	09263-20L04	BEARING (20X35X4.5)	1	
8	57311-99J10	PINION	1	
9	57510-99J11	GEAR, FORWARD (NT:25)	1	
10	57521-99J10	GEAR, REVERSE (NT:25)	1	
11-1	09160-17024	WASHER (T:1.1)	1	REV
11-2	09160-17039	WASHER (T:1.2)	1	REV
11-3	09160-17025	WASHER (T:1.3)	1	REV
11-4	09160-17040	WASHER (T:1.4)	1	REV
11-5	09160-17026	WASHER (T:1.5)	1	REV
11-6	09160-17041	WASHER (T:1.6)	1	REV
11-7	09160-17027	WASHER (T:1.7)	1	REV
11-8	09160-17042	WASHER (T:1.8)	1	REV
11-9	09160-17028	WASHER (T:1.9)	1	REV
12-1	09181-25160	SHIM (T:0.7)	2	
12-2	09181-25162	SHIM (T:0.8)	2	
12-3	09181-25164	SHIM (T:0.9)	2	
12-4	09160-25040	WASHER (T:1.0)	2	
12-5	09160-25041	WASHER (T:1.1)	2	
12-6	09160-25042	WASHER (T:1.2)	2	
12-7	09181-25181	SHIM (T:1.3)	2	
13	09181-15241	WASHER (15X22X2)	1	FWD

FIG.220A

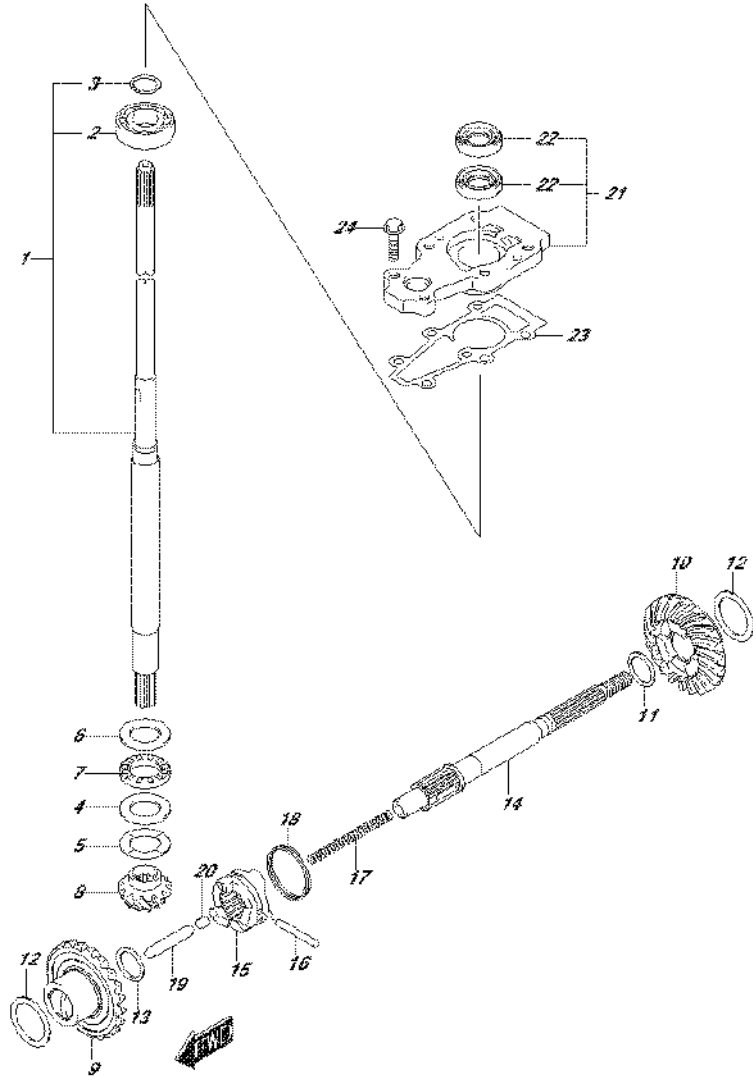
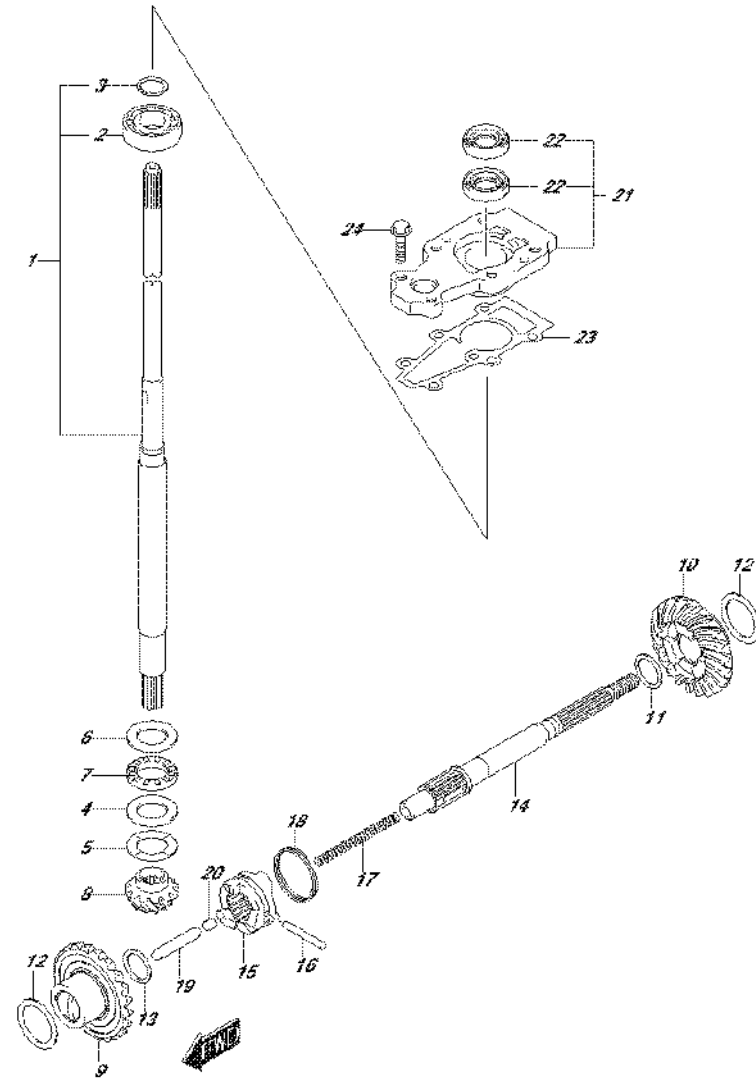


FIG.220A (1-F-12) TRANSMISSION (DF9.9B P03)

REF NO.	PART NO.	DESCRIPTION	Q'TY	REMARKS
14	57610-99JL0	SHAFT, PROPELLER	1	
15	57621-99J11	SHIFTER, CLUTCH DOG	1	
16	09202-04025	PIN (4X31)	1	
17	59441-94J00	SPRING, RETURN	1	
18	59441-99J00	SPRING, DOG	1	
19	57631-93901	ROD, PUSH	1	
20	57632-98501	PIN (6X6)	1	
21	56130-99J30	HOUSING, DRIVE SHAFT	1	
22	09282-13L01	.OIL SEAL (12.5X25X7)	2	
23	56132-99J10	GASKET, DRIVE SHAFT BRG HSG	1	
24	09116-06229	BOLT (6X25)	2	

FIG.220B



DF20A_P03_016_220B
TRANSMISSION

FIG.220B (1-F-13) TRANSMISSION (DF9.9BR P03)

REF NO.	PART NO.	DESCRIPTION	Q'TY	REMARKS
1-1	57100-90L40	SHAFT ASSY, DRIVE (S)	1	W/TRANSOM(S)
1-2	57100-90L30	SHAFT ASSY, DRIVE (L)	1	W/TRANSOM(L)
1-3	57100-90L50	SHAFT ASSY, DRIVE (X)	1	W/TRANSOM(X)
2	08110-60020	.BEARING	1	
3	09380-15001	.SNAP RING	1	
4	09160-20027	WASHER (20X35X2.75)	1	
5-1	09181-20251	SHIM (T:1.0)	1	
5-2	09160-20042	SHIM (T:1.1)	1	
5-3	09160-20043	SHIM (T:1.2)	1	
5-4	09160-20044	SHIM (T:1.3)	1	
5-5	09181-20244	SHIM (T:0.7)	1	
5-6	09181-20246	SHIM (T:0.8)	1	
5-7	09181-20248	SHIM (T:0.9)	1	
6	09160-21009	WASHER (21X35X2.75)	1	
7	09263-20L04	BEARING (20X35X4.5)	1	
8	57311-99J10	PINION	1	
9	57510-99J11	GEAR, FORWARD (NT:25)	1	
10	57521-99J10	GEAR, REVERSE (NT:25)	1	
11-1	09160-17024	WASHER (T:1.1)	1	REV
11-2	09160-17039	WASHER (T:1.2)	1	REV
11-3	09160-17025	WASHER (T:1.3)	1	REV
11-4	09160-17040	WASHER (T:1.4)	1	REV
11-5	09160-17026	WASHER (T:1.5)	1	REV
11-6	09160-17041	WASHER (T:1.6)	1	REV
11-7	09160-17027	WASHER (T:1.7)	1	REV
11-8	09160-17042	WASHER (T:1.8)	1	REV
11-9	09160-17028	WASHER (T:1.9)	1	REV
12-1	09181-25160	SHIM (T:0.7)	2	
12-2	09181-25162	SHIM (T:0.8)	2	
12-3	09181-25164	SHIM (T:0.9)	2	
12-4	09160-25040	WASHER (T:1.0)	2	
12-5	09160-25041	WASHER (T:1.1)	2	
12-6	09160-25042	WASHER (T:1.2)	2	
12-7	09181-25181	SHIM (T:1.3)	2	
13	09181-15241	WASHER (15X22X2)	1	FWD

DF20A_P03_016

FIG.220B

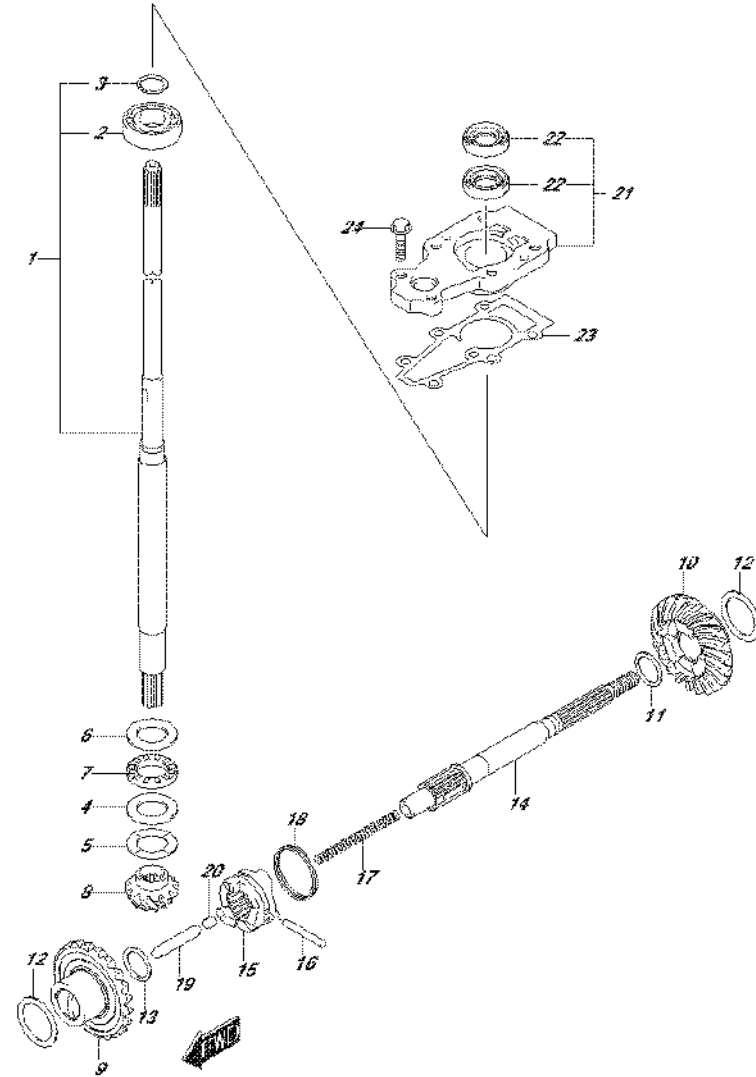
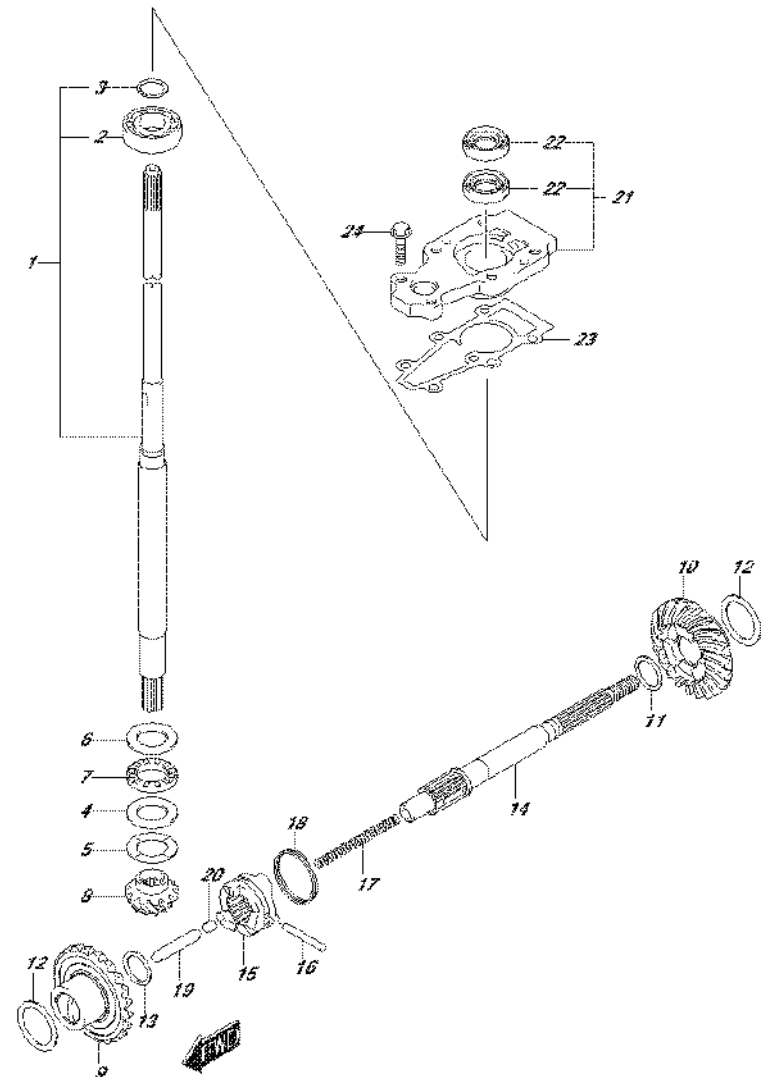


FIG.220B (1-F-14) TRANSMISSION (DF9.9BR P03)

REF NO.	PART NO.	DESCRIPTION	Q'TY	REMARKS
14	57610-99JL0	SHAFT, PROPELLER	1	
15	57621-99J11	SHIFTER, CLUTCH DOG	1	
16	09202-04025	PIN (4X31)	1	
17	59441-94J00	SPRING, RETURN	1	
18	59441-99J00	SPRING, DOG	1	
19	57631-93901	ROD, PUSH	1	
20	57632-98501	PIN (6X6)	1	
21	56130-99J30	HOUSING, DRIVE SHAFT	1	
22	09282-13L01	.OIL SEAL (12.5X25X7)	2	
23	56132-99J10	GASKET, DRIVE SHAFT BRG HSG	1	
24	09116-06229	BOLT (6X25)	2	

FIG.220C



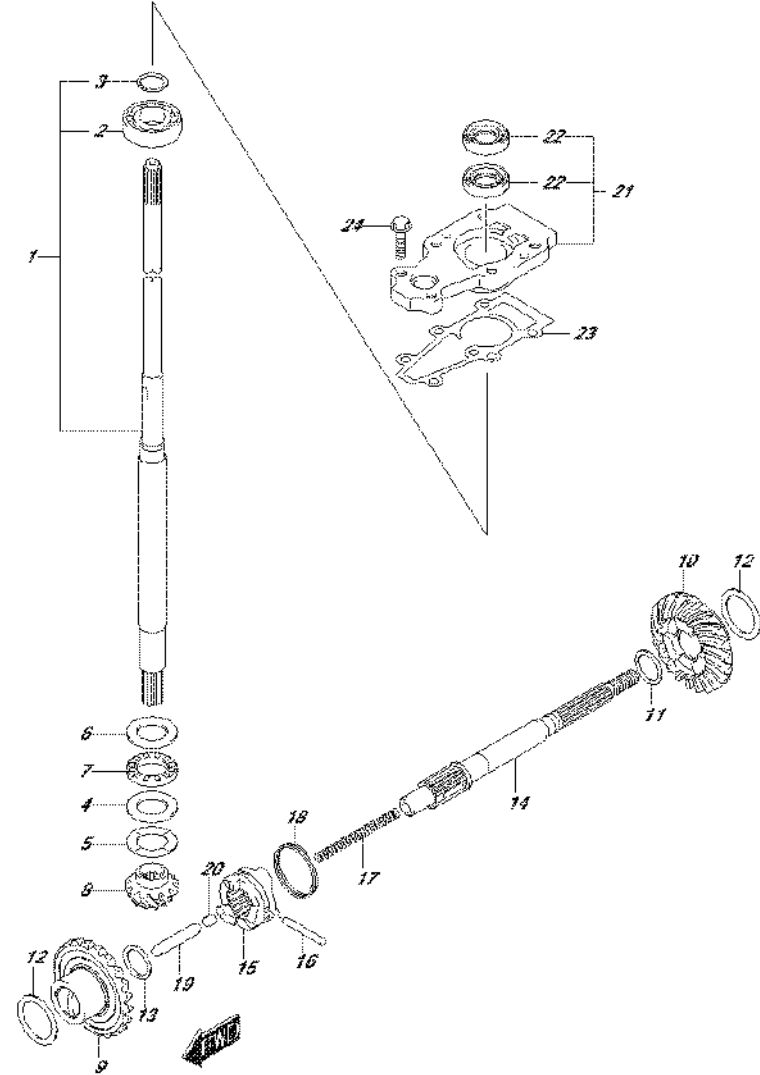
DF20A_P03_016_220C
TRANSMISSION

FIG.220C (1-F-15) TRANSMISSION (DF9.9BT P03)

REF NO.	PART NO.	DESCRIPTION	Q'TY	REMARKS
1-1	57100-90L40	SHAFT ASSY, DRIVE (S)	1	W/TRANSOM(S)
1-2	57100-90L30	SHAFT ASSY, DRIVE (L)	1	W/TRANSOM(L)
1-3	57100-90L50	SHAFT ASSY, DRIVE (X)	1	W/TRANSOM(X)
2	08110-60020	.BEARING	1	
3	09380-15001	.SNAP RING	1	
4	09160-20027	WASHER (20X35X2.75)	1	
5-1	09181-20251	SHIM (T:1.0)	1	
5-2	09160-20042	SHIM (T:1.1)	1	
5-3	09160-20043	SHIM (T:1.2)	1	
5-4	09160-20044	SHIM (T:1.3)	1	
5-5	09181-20244	SHIM (T:0.7)	1	
5-6	09181-20246	SHIM (T:0.8)	1	
5-7	09181-20248	SHIM (T:0.9)	1	
6	09160-21009	WASHER (21X35X2.75)	1	
7	09263-20L04	BEARING (20X35X4.5)	1	
8	57311-99J10	PINION	1	
9	57510-99J11	GEAR, FORWARD (NT:25)	1	
10	57521-99J10	GEAR, REVERSE (NT:25)	1	
11-1	09160-17053	WASHER (T:1.1)	1	REV
11-2	09160-17054	WASHER (T:1.2)	1	REV
11-3	09160-17055	WASHER (T:1.3)	1	REV
11-4	09160-17056	WASHER (T:1.4)	1	REV
11-5	09160-17057	WASHER (T:1.5)	1	REV
11-6	09160-17058	WASHER (T:1.6)	1	REV
11-7	09160-17059	WASHER (T:1.7)	1	REV
11-8	09160-17060	WASHER (T:1.8)	1	REV
11-9	09160-17061	WASHER (T:1.9)	1	REV
12-1	09181-25160	SHIM (T:0.7)	2	
12-2	09181-25162	SHIM (T:0.8)	2	
12-3	09181-25164	SHIM (T:0.9)	2	
12-4	09160-25040	WASHER (T:1.0)	2	
12-5	09160-25041	WASHER (T:1.1)	2	
12-6	09160-25042	WASHER (T:1.2)	2	
12-7	09181-25181	SHIM (T:1.3)	2	
13	09181-15241	WASHER (15X22X2)	1	FWD

DF20A_P03_016

FIG.220C



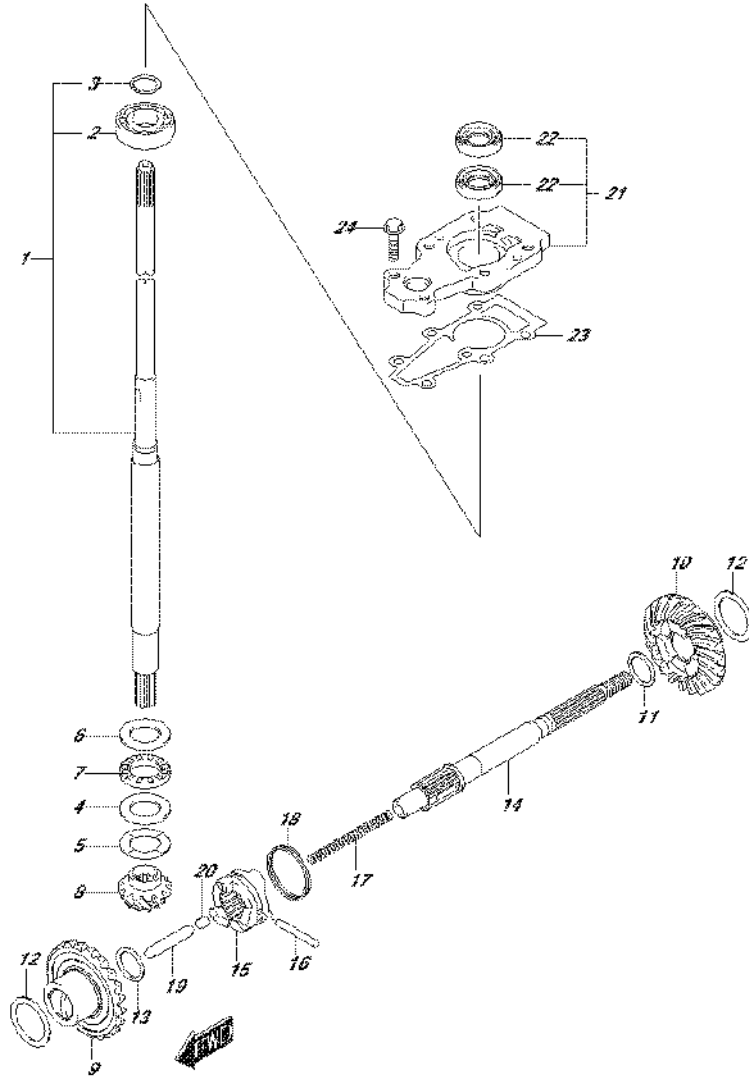
DF20A_P03_016_220C
TRANSMISSION

FIG.220C (1-G-2) TRANSMISSION (DF9.9BT P03)

REF NO.	PART NO.	DESCRIPTION	Q'TY	REMARKS
14	57610-99JL0	SHAFT, PROPELLER	1	
15	57621-99J11	SHIFTER, CLUTCH DOG	1	
16	09202-04025	PIN (4X31)	1	
17	59441-94J00	SPRING, RETURN	1	
18	59441-99J00	SPRING, DOG	1	
19	57631-93901	ROD, PUSH	1	
20	57632-98501	PIN (6X6)	1	
21	56130-99J30	HOUSING, DRIVE SHAFT	1	
22	09282-13L01	.OIL SEAL (12.5X25X7)	2	
23	56132-99J10	GASKET, DRIVE SHAFT BRG HSG	1	
24	09116-06229	BOLT (6X25)	2	

DF20A_P03_016

FIG.220D



DF20A_P03_016_220D
TRANSMISSION

FIG.220D (1-G-3) TRANSMISSION (DF9.9BTH P03)

REF NO.	PART NO.	DESCRIPTION	Q'TY	REMARKS
1-1	57100-90L40	SHAFT ASSY, DRIVE (S)	1	W/TRANSOM(S)
1-2	57100-90L30	SHAFT ASSY, DRIVE (L)	1	W/TRANSOM(L)
1-3	57100-90L50	SHAFT ASSY, DRIVE (X)	1	W/TRANSOM(X)
2	08110-60020	.BEARING	1	
3	09380-15001	.SNAP RING	1	
4	09160-20027	WASHER (20X35X2.75)	1	
5-1	09181-20251	SHIM (T:1.0)	1	
5-2	09160-20042	SHIM (T:1.1)	1	
5-3	09160-20043	SHIM (T:1.2)	1	
5-4	09160-20044	SHIM (T:1.3)	1	
5-5	09181-20244	SHIM (T:0.7)	1	
5-6	09181-20246	SHIM (T:0.8)	1	
5-7	09181-20248	SHIM (T:0.9)	1	
6	09160-21009	WASHER (21X35X2.75)	1	
7	09263-20L04	BEARING (20X35X4.5)	1	
8	57311-99J10	PINION	1	
9	57510-99J11	GEAR, FORWARD (NT:25)	1	
10	57521-99J10	GEAR, REVERSE (NT:25)	1	
11-1	09160-17053	WASHER (T:1.1)	1	REV
11-2	09160-17054	WASHER (T:1.2)	1	REV
11-3	09160-17055	WASHER (T:1.3)	1	REV
11-4	09160-17056	WASHER (T:1.4)	1	REV
11-5	09160-17057	WASHER (T:1.5)	1	REV
11-6	09160-17058	WASHER (T:1.6)	1	REV
11-7	09160-17059	WASHER (T:1.7)	1	REV
11-8	09160-17060	WASHER (T:1.8)	1	REV
11-9	09160-17061	WASHER (T:1.9)	1	REV
12-1	09181-25160	SHIM (T:0.7)	2	
12-2	09181-25162	SHIM (T:0.8)	2	
12-3	09181-25164	SHIM (T:0.9)	2	
12-4	09160-25040	WASHER (T:1.0)	2	
12-5	09160-25041	WASHER (T:1.1)	2	
12-6	09160-25042	WASHER (T:1.2)	2	
12-7	09181-25181	SHIM (T:1.3)	2	
13	09181-15241	WASHER (15X22X2)	1	FWD

DF20A_P03_016

FIG.220D

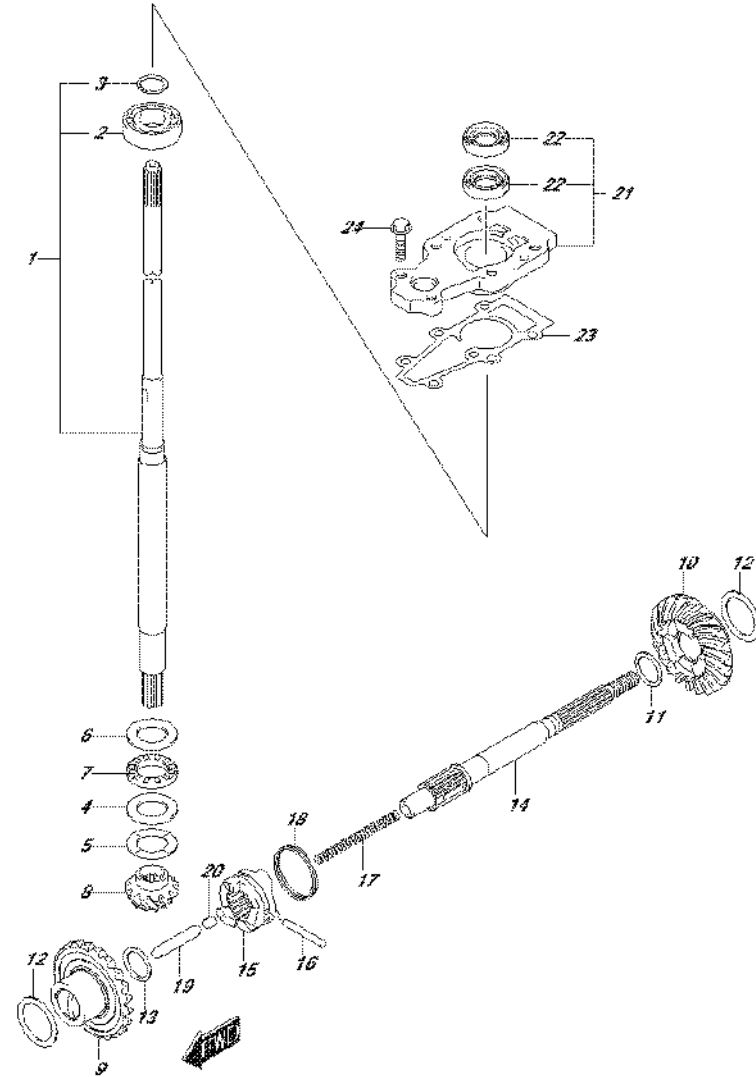


FIG.220D (1-G-4) TRANSMISSION (DF9.9BTH P03)

REF NO.	PART NO.	DESCRIPTION	Q'TY	REMARKS
14	57610-99JL0	SHAFT, PROPELLER	1	
15	57621-99J11	SHIFTER, CLUTCH DOG	1	
16	09202-04025	PIN (4X31)	1	
17	59441-94J00	SPRING, RETURN	1	
18	59441-99J00	SPRING, DOG	1	
19	57631-93901	ROD, PUSH	1	
20	57632-98501	PIN (6X6)	1	
21	56130-99J30	HOUSING, DRIVE SHAFT	1	
22	09282-13L01	.OIL SEAL (12.5X25X7)	2	
23	56132-99J10	GASKET, DRIVE SHAFT BRG HSG	1	
24	09116-06229	BOLT (6X25)	2	

FIG.220E

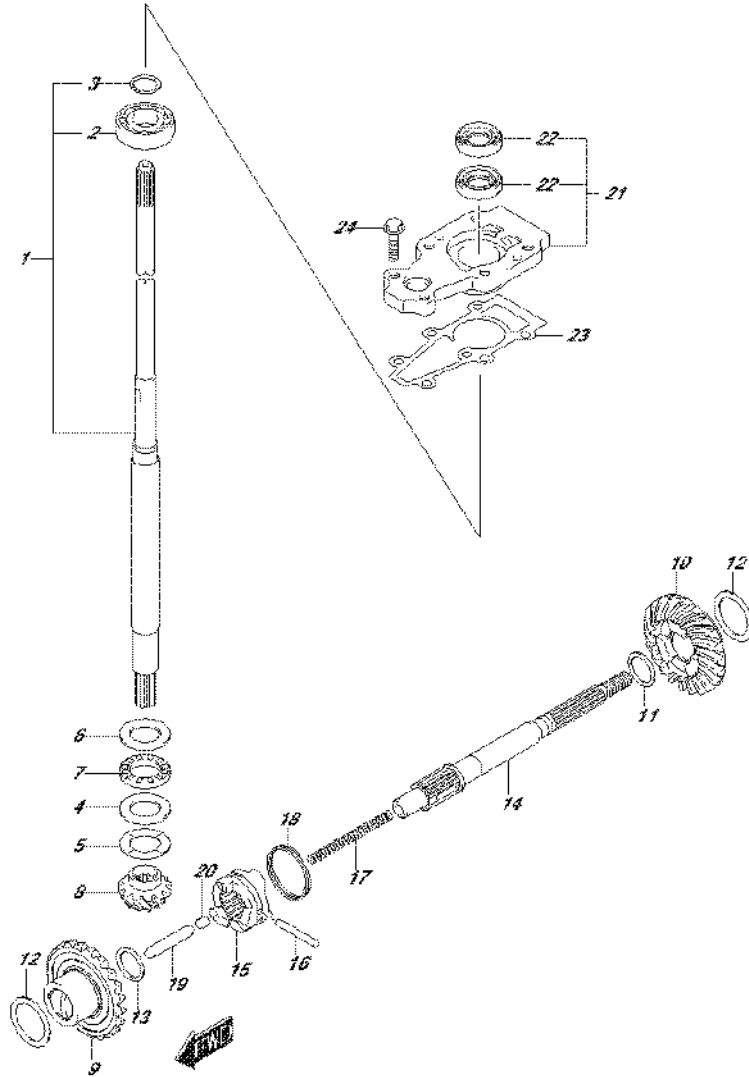


FIG.220E (1-G-5) TRANSMISSION (DF15A P03)

REF NO.	PART NO.	DESCRIPTION	Q'TY	REMARKS
1-1	57100-90L40	SHAFT ASSY, DRIVE (S)	1	W/TRANSOM(S)
1-2	57100-90L30	SHAFT ASSY, DRIVE (L)	1	W/TRANSOM(L)
1-3	57100-90L50	SHAFT ASSY, DRIVE (X)	1	W/TRANSOM(X)
2	08110-60020	.BEARING	1	
3	09380-15001	.SNAP RING	1	
4	09160-20027	WASHER (20X35X2.75)	1	
5-1	09181-20251	SHIM (T:1.0)	1	
5-2	09160-20042	SHIM (T:1.1)	1	
5-3	09160-20043	SHIM (T:1.2)	1	
5-4	09160-20044	SHIM (T:1.3)	1	
5-5	09181-20244	SHIM (T:0.7)	1	
5-6	09181-20246	SHIM (T:0.8)	1	
5-7	09181-20248	SHIM (T:0.9)	1	
6	09160-21009	WASHER (21X35X2.75)	1	
7	09263-20L04	BEARING (20X35X4.5)	1	
8	57311-99J10	PINION	1	
9	57510-99J11	GEAR, FORWARD (NT:25)	1	
10	57521-99J10	GEAR, REVERSE (NT:25)	1	
11-1	09160-17024	WASHER (T:1.1)	1	REV
11-2	09160-17039	WASHER (T:1.2)	1	REV
11-3	09160-17025	WASHER (T:1.3)	1	REV
11-4	09160-17040	WASHER (T:1.4)	1	REV
11-5	09160-17026	WASHER (T:1.5)	1	REV
11-6	09160-17041	WASHER (T:1.6)	1	REV
11-7	09160-17027	WASHER (T:1.7)	1	REV
11-8	09160-17042	WASHER (T:1.8)	1	REV
11-9	09160-17028	WASHER (T:1.9)	1	REV
12-1	09181-25160	SHIM (T:0.7)	2	
12-2	09181-25162	SHIM (T:0.8)	2	
12-3	09181-25164	SHIM (T:0.9)	2	
12-4	09160-25040	WASHER (T:1.0)	2	
12-5	09160-25041	WASHER (T:1.1)	2	
12-6	09160-25042	WASHER (T:1.2)	2	
12-7	09181-25181	SHIM (T:1.3)	2	
13	09181-15241	WASHER (15X22X2)	1	FWD

FIG.220E

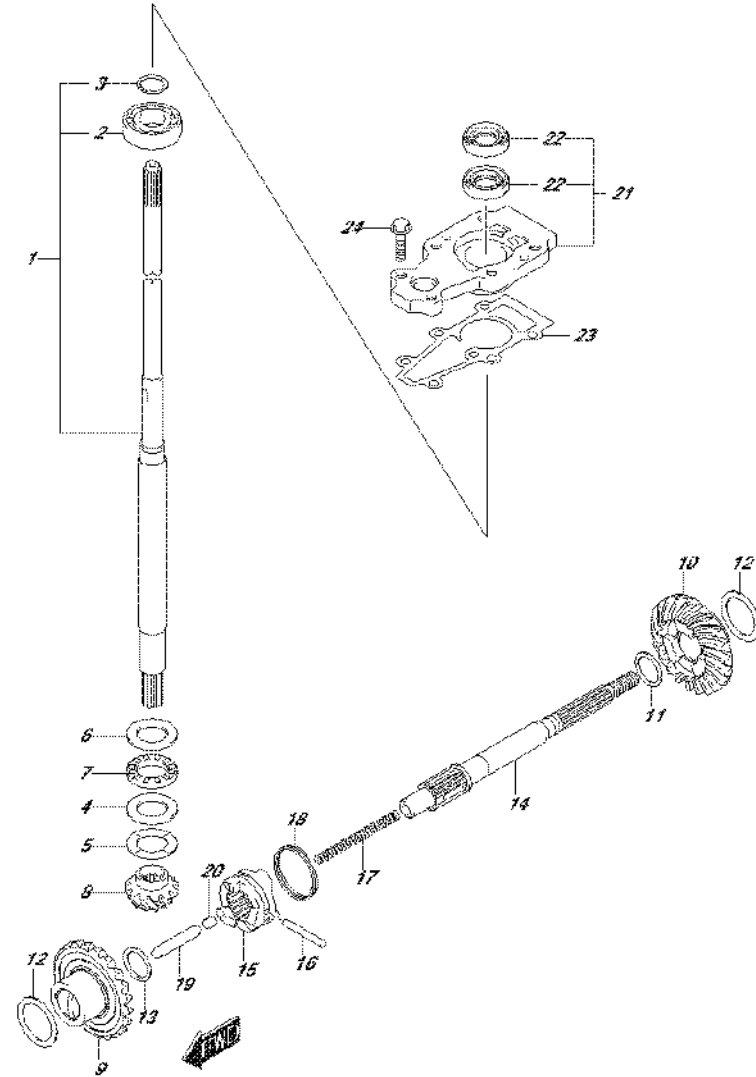


FIG.220E (1-G-6) TRANSMISSION (DF15A P03)

REF NO.	PART NO.	DESCRIPTION	Q'TY	REMARKS
14	57610-99JL0	SHAFT, PROPELLER	1	
15	57621-99J11	SHIFTER, CLUTCH DOG	1	
16	09202-04025	PIN (4X31)	1	
17	59441-94J00	SPRING, RETURN	1	
18	59441-99J00	SPRING, DOG	1	
19	57631-93901	ROD, PUSH	1	
20	57632-98501	PIN (6X6)	1	
21	56130-99J30	HOUSING, DRIVE SHAFT	1	
22	09282-13L01	.OIL SEAL (12.5X25X7)	2	
23	56132-99J10	GASKET, DRIVE SHAFT BRG HSG	1	
24	09116-06229	BOLT (6X25)	2	

FIG.220F

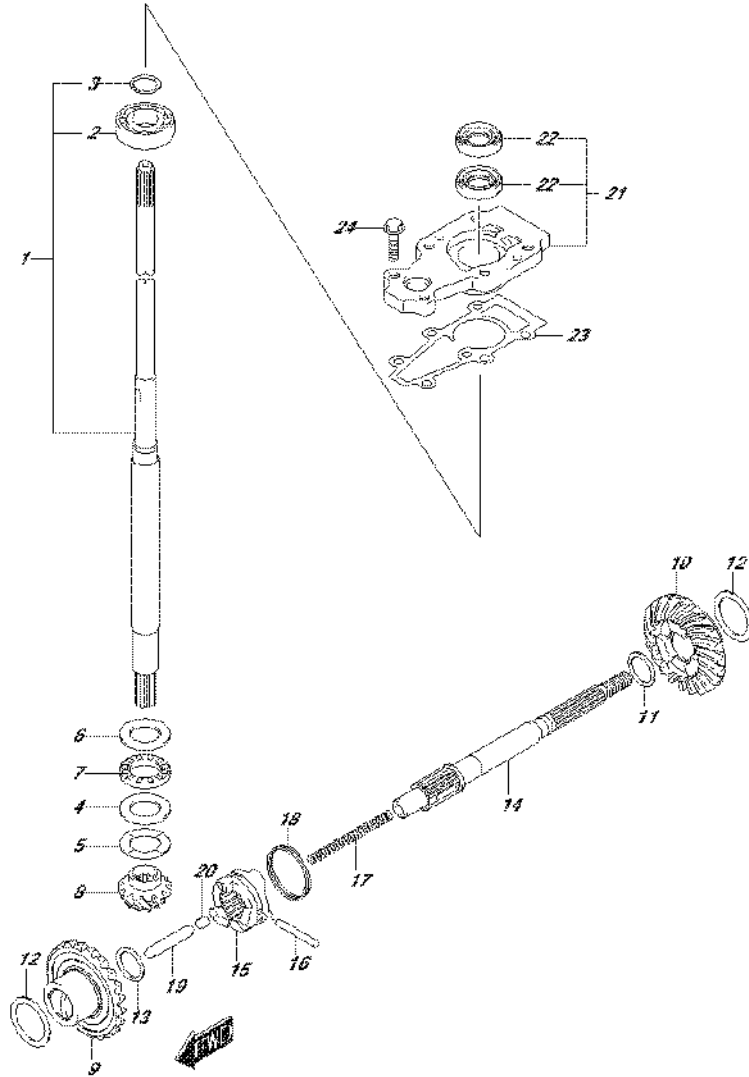


FIG.220F (1-G-7) TRANSMISSION (DF15ATH P03)

REF NO.	PART NO.	DESCRIPTION	Q'TY	REMARKS
1-1	57100-90L40	SHAFT ASSY, DRIVE (S)	1	W/TRANSOM(S)
1-2	57100-90L30	SHAFT ASSY, DRIVE (L)	1	W/TRANSOM(L)
1-3	57100-90L50	SHAFT ASSY, DRIVE (X)	1	W/TRANSOM(X)
2	08110-60020	.BEARING	1	
3	09380-15001	.SNAP RING	1	
4	09160-20027	WASHER (20X35X2.75)	1	
5-1	09181-20251	SHIM (T:1.0)	1	
5-2	09160-20042	SHIM (T:1.1)	1	
5-3	09160-20043	SHIM (T:1.2)	1	
5-4	09160-20044	SHIM (T:1.3)	1	
5-5	09181-20244	SHIM (T:0.7)	1	
5-6	09181-20246	SHIM (T:0.8)	1	
5-7	09181-20248	SHIM (T:0.9)	1	
6	09160-21009	WASHER (21X35X2.75)	1	
7	09263-20L04	BEARING (20X35X4.5)	1	
8	57311-99J10	PINION	1	
9	57510-99J11	GEAR, FORWARD (NT:25)	1	
10	57521-99J10	GEAR, REVERSE (NT:25)	1	
11-1	09160-17053	WASHER (T:1.1)	1	REV
11-2	09160-17054	WASHER (T:1.2)	1	REV
11-3	09160-17055	WASHER (T:1.3)	1	REV
11-4	09160-17056	WASHER (T:1.4)	1	REV
11-5	09160-17057	WASHER (T:1.5)	1	REV
11-6	09160-17058	WASHER (T:1.6)	1	REV
11-7	09160-17059	WASHER (T:1.7)	1	REV
11-8	09160-17060	WASHER (T:1.8)	1	REV
11-9	09160-17061	WASHER (T:1.9)	1	REV
12-1	09181-25160	SHIM (T:0.7)	2	
12-2	09181-25162	SHIM (T:0.8)	2	
12-3	09181-25164	SHIM (T:0.9)	2	
12-4	09160-25040	WASHER (T:1.0)	2	
12-5	09160-25041	WASHER (T:1.1)	2	
12-6	09160-25042	WASHER (T:1.2)	2	
12-7	09181-25181	SHIM (T:1.3)	2	
13	09181-15241	WASHER (15X22X2)	1	FWD

FIG.220F

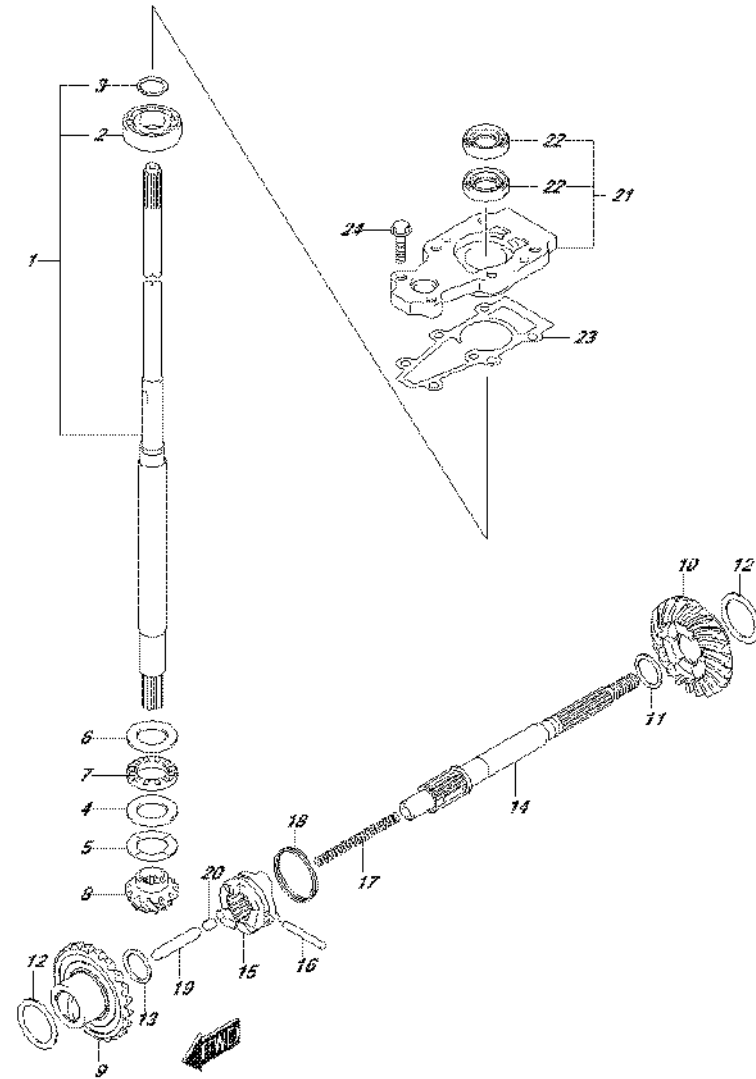
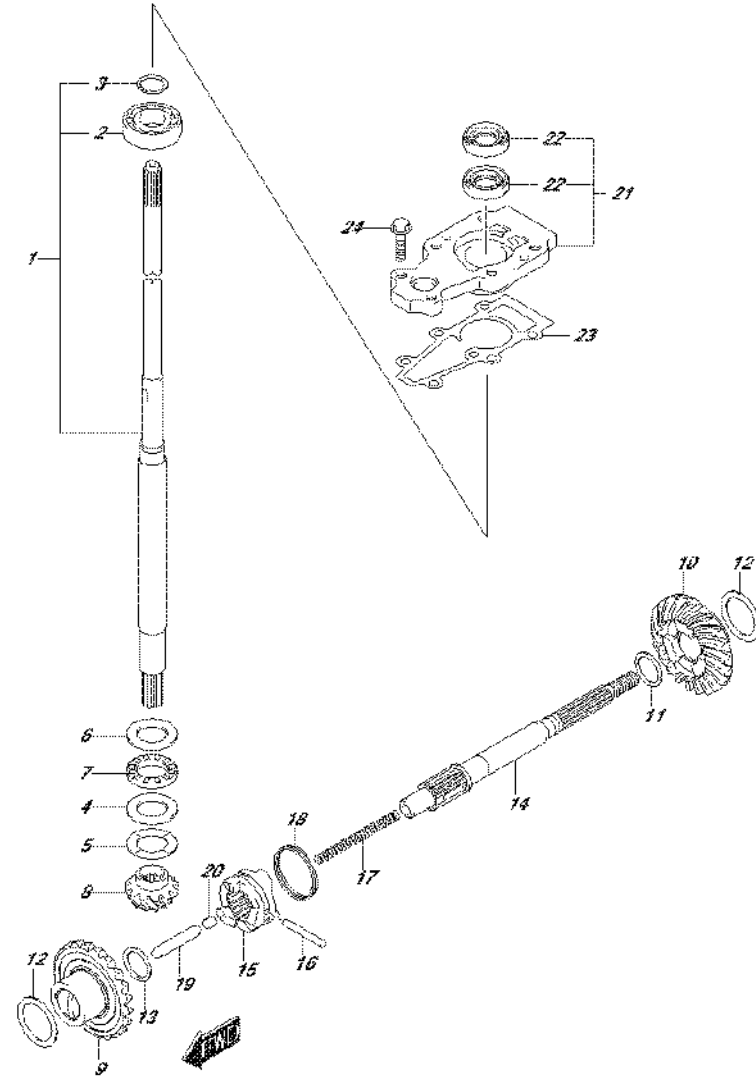


FIG.220F (1-G-8) TRANSMISSION (DF15ATH P03)

REF NO.	PART NO.	DESCRIPTION	Q'TY	REMARKS
14	57610-99JL0	SHAFT, PROPELLER	1	
15	57621-99J11	SHIFTER, CLUTCH DOG	1	
16	09202-04025	PIN (4X31)	1	
17	59441-94J00	SPRING, RETURN	1	
18	59441-99J00	SPRING, DOG	1	
19	57631-93901	ROD, PUSH	1	
20	57632-98501	PIN (6X6)	1	
21	56130-99J30	HOUSING, DRIVE SHAFT	1	
22	09282-13L01	.OIL SEAL (12.5X25X7)	2	
23	56132-99J10	GASKET, DRIVE SHAFT BRG HSG	1	
24	09116-06229	BOLT (6X25)	2	

FIG.220G



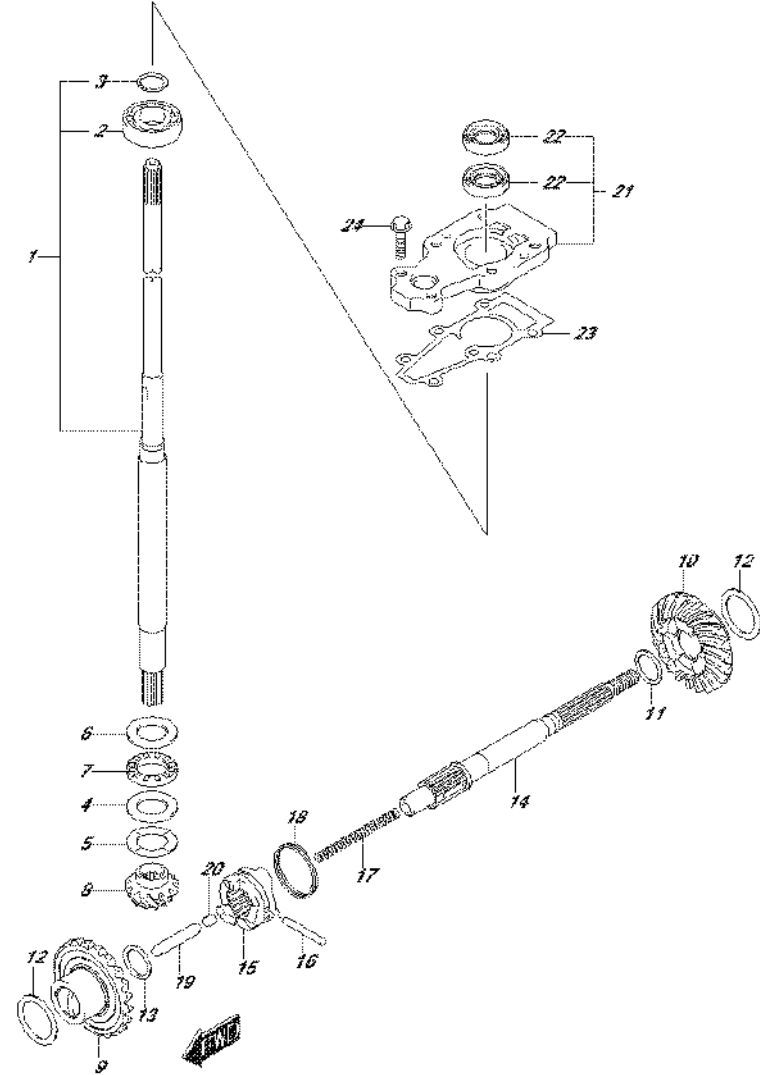
DF20A_P03_016_220G
TRANSMISSION

FIG.220G (1-G-9) TRANSMISSION (DF20A P03)

REF NO.	PART NO.	DESCRIPTION	Q'TY	REMARKS
1-1	57100-90L40	SHAFT ASSY, DRIVE (S)	1	W/TRANSOM(S)
1-2	57100-90L30	SHAFT ASSY, DRIVE (L)	1	W/TRANSOM(L)
1-3	57100-90L50	SHAFT ASSY, DRIVE (X)	1	W/TRANSOM(X)
2	08110-60020	.BEARING	1	
3	09380-15001	.SNAP RING	1	
4	09160-20027	WASHER (20X35X2.75)	1	
5-1	09181-20251	SHIM (T:1.0)	1	
5-2	09160-20042	SHIM (T:1.1)	1	
5-3	09160-20043	SHIM (T:1.2)	1	
5-4	09160-20044	SHIM (T:1.3)	1	
5-5	09181-20244	SHIM (T:0.7)	1	
5-6	09181-20246	SHIM (T:0.8)	1	
5-7	09181-20248	SHIM (T:0.9)	1	
6	09160-21009	WASHER (21X35X2.75)	1	
7	09263-20L04	BEARING (20X35X4.5)	1	
8	57311-99J10	PINION	1	
9	57510-99J11	GEAR, FORWARD (NT:25)	1	
10	57521-99J10	GEAR, REVERSE (NT:25)	1	
11-1	09160-17024	WASHER (T:1.1)	1	REV
11-2	09160-17039	WASHER (T:1.2)	1	REV
11-3	09160-17025	WASHER (T:1.3)	1	REV
11-4	09160-17040	WASHER (T:1.4)	1	REV
11-5	09160-17026	WASHER (T:1.5)	1	REV
11-6	09160-17041	WASHER (T:1.6)	1	REV
11-7	09160-17027	WASHER (T:1.7)	1	REV
11-8	09160-17042	WASHER (T:1.8)	1	REV
11-9	09160-17028	WASHER (T:1.9)	1	REV
12-1	09181-25160	SHIM (T:0.7)	2	
12-2	09181-25162	SHIM (T:0.8)	2	
12-3	09181-25164	SHIM (T:0.9)	2	
12-4	09160-25040	WASHER (T:1.0)	2	
12-5	09160-25041	WASHER (T:1.1)	2	
12-6	09160-25042	WASHER (T:1.2)	2	
12-7	09181-25181	SHIM (T:1.3)	2	
13	09181-15241	WASHER (15X22X2)	1	FWD

DF20A_P03_016

FIG.220G



DF20A_P03_016_220G
TRANSMISSION

FIG.220G (1-G-10) TRANSMISSION (DF20A P03)

REF NO.	PART NO.	DESCRIPTION	Q'TY	REMARKS
14	57610-99JL0	SHAFT, PROPELLER	1	
15	57621-99J11	SHIFTER, CLUTCH DOG	1	
16	09202-04025	PIN (4X31)	1	
17	59441-94J00	SPRING, RETURN	1	
18	59441-99J00	SPRING, DOG	1	
19	57631-93901	ROD, PUSH	1	
20	57632-98501	PIN (6X6)	1	
21	56130-99J30	HOUSING, DRIVE SHAFT	1	
22	09282-13L01	.OIL SEAL (12.5X25X7)	2	
23	56132-99J10	GASKET, DRIVE SHAFT BRG HSG	1	
24	09116-06229	BOLT (6X25)	2	

DF20A_P03_016

FIG.220H

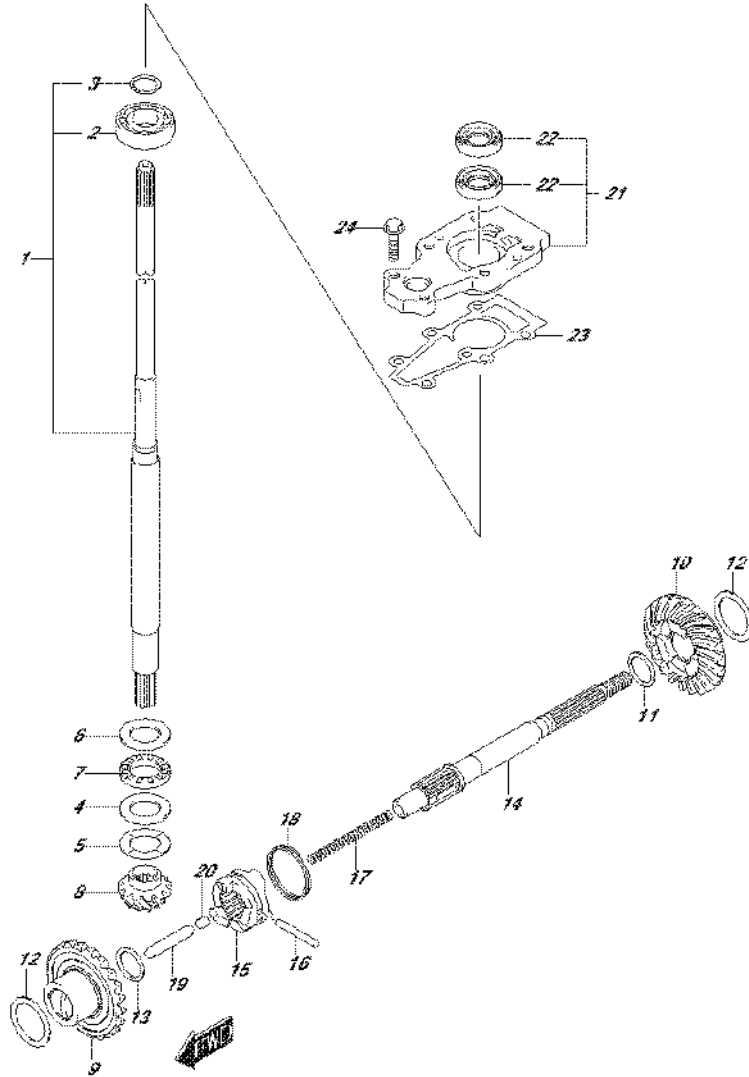


FIG.220H (1-G-11) TRANSMISSION (DF20AR P03)

REF NO.	PART NO.	DESCRIPTION	Q'TY	REMARKS
1-1	57100-90L40	SHAFT ASSY, DRIVE (S)	1	W/TRANSOM(S)
1-2	57100-90L30	SHAFT ASSY, DRIVE (L)	1	W/TRANSOM(L)
1-3	57100-90L50	SHAFT ASSY, DRIVE (X)	1	W/TRANSOM(X)
2	08110-60020	.BEARING	1	
3	09380-15001	.SNAP RING	1	
4	09160-20027	WASHER (20X35X2.75)	1	
5-1	09181-20251	SHIM (T:1.0)	1	
5-2	09160-20042	SHIM (T:1.1)	1	
5-3	09160-20043	SHIM (T:1.2)	1	
5-4	09160-20044	SHIM (T:1.3)	1	
5-5	09181-20244	SHIM (T:0.7)	1	
5-6	09181-20246	SHIM (T:0.8)	1	
5-7	09181-20248	SHIM (T:0.9)	1	
6	09160-21009	WASHER (21X35X2.75)	1	
7	09263-20L04	BEARING (20X35X4.5)	1	
8	57311-99J10	PINION	1	
9	57510-99J11	GEAR, FORWARD (NT:25)	1	
10	57521-99J10	GEAR, REVERSE (NT:25)	1	
11-1	09160-17024	WASHER (T:1.1)	1	REV
11-2	09160-17039	WASHER (T:1.2)	1	REV
11-3	09160-17025	WASHER (T:1.3)	1	REV
11-4	09160-17040	WASHER (T:1.4)	1	REV
11-5	09160-17026	WASHER (T:1.5)	1	REV
11-6	09160-17041	WASHER (T:1.6)	1	REV
11-7	09160-17027	WASHER (T:1.7)	1	REV
11-8	09160-17042	WASHER (T:1.8)	1	REV
11-9	09160-17028	WASHER (T:1.9)	1	REV
12-1	09181-25160	SHIM (T:0.7)	2	
12-2	09181-25162	SHIM (T:0.8)	2	
12-3	09181-25164	SHIM (T:0.9)	2	
12-4	09160-25040	WASHER (T:1.0)	2	
12-5	09160-25041	WASHER (T:1.1)	2	
12-6	09160-25042	WASHER (T:1.2)	2	
12-7	09181-25181	SHIM (T:1.3)	2	
13	09181-15241	WASHER (15X22X2)	1	FWD

FIG.220H

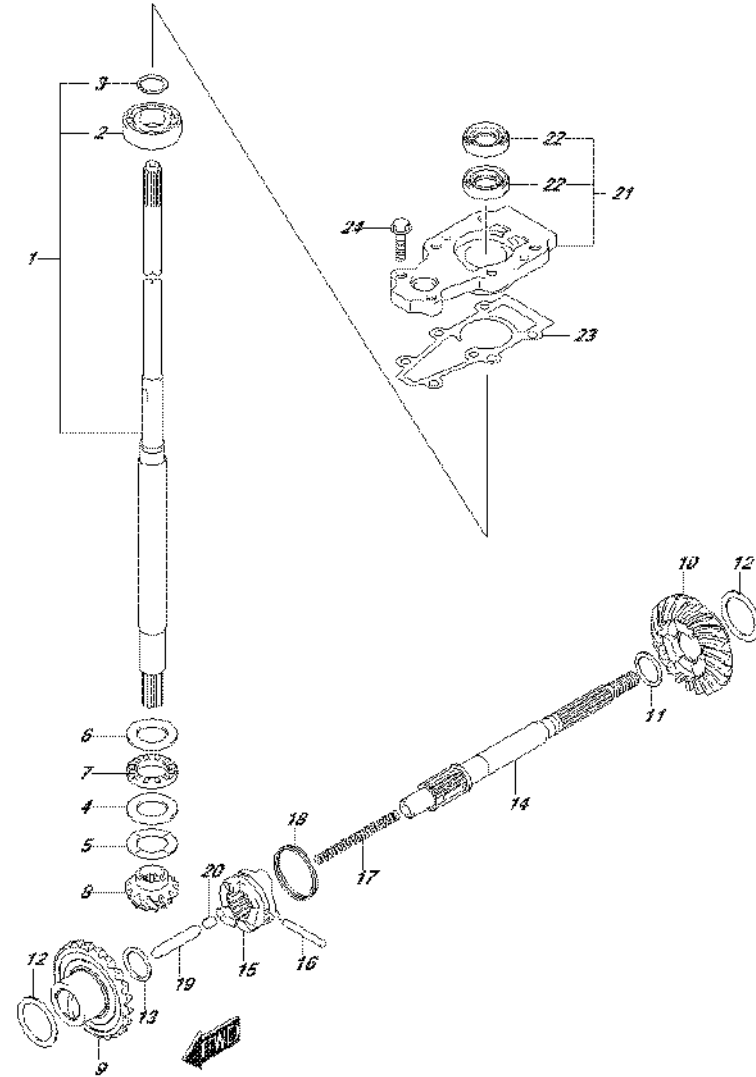


FIG.220H (1-G-12) TRANSMISSION (DF20AR P03)

REF NO.	PART NO.	DESCRIPTION	Q'TY	REMARKS
14	57610-99JL0	SHAFT, PROPELLER	1	
15	57621-99J11	SHIFTER, CLUTCH DOG	1	
16	09202-04025	PIN (4X31)	1	
17	59441-94J00	SPRING, RETURN	1	
18	59441-99J00	SPRING, DOG	1	
19	57631-93901	ROD, PUSH	1	
20	57632-98501	PIN (6X6)	1	
21	56130-99J30	HOUSING, DRIVE SHAFT	1	
22	09282-13L01	.OIL SEAL (12.5X25X7)	2	
23	56132-99J10	GASKET, DRIVE SHAFT BRG HSG	1	
24	09116-06229	BOLT (6X25)	2	

FIG.220J

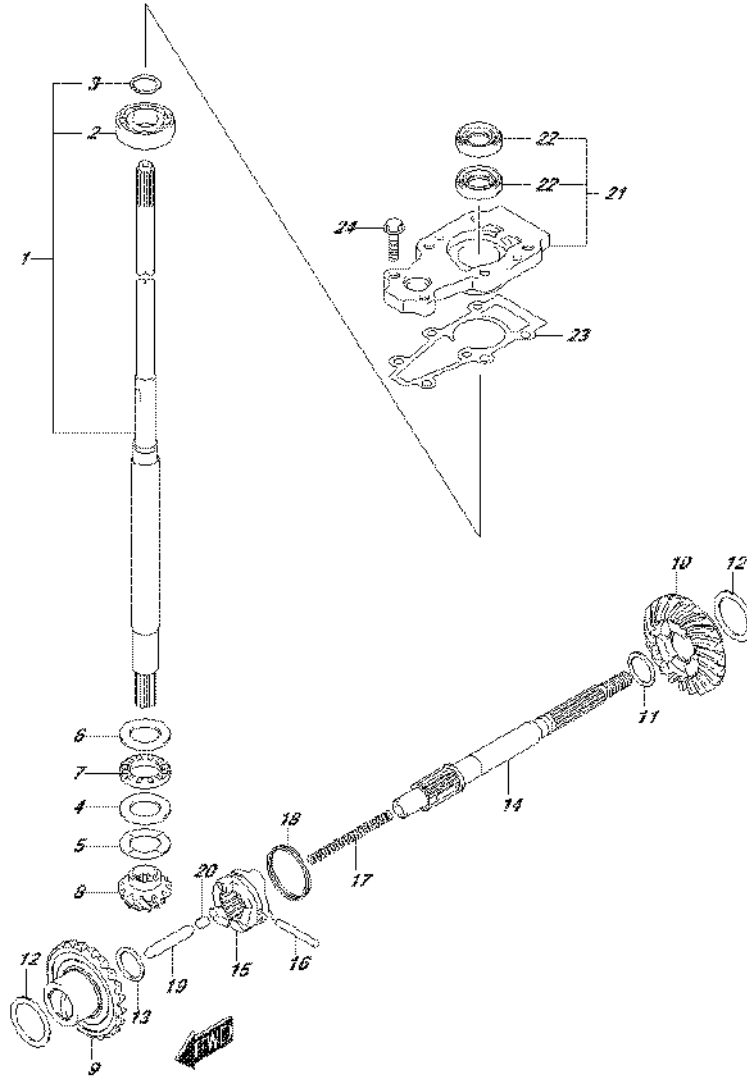


FIG.220J (1-G-13) TRANSMISSION (DF20AT P03)

REF NO.	PART NO.	DESCRIPTION	Q'TY	REMARKS
1-1	57100-90L40	SHAFT ASSY, DRIVE (S)	1	W/TRANSOM(S)
1-2	57100-90L30	SHAFT ASSY, DRIVE (L)	1	W/TRANSOM(L)
1-3	57100-90L50	SHAFT ASSY, DRIVE (X)	1	W/TRANSOM(X)
2	08110-60020	.BEARING	1	
3	09380-15001	.SNAP RING	1	
4	09160-20027	WASHER (20X35X2.75)	1	
5-1	09181-20251	SHIM (T:1.0)	1	
5-2	09160-20042	SHIM (T:1.1)	1	
5-3	09160-20043	SHIM (T:1.2)	1	
5-4	09160-20044	SHIM (T:1.3)	1	
5-5	09181-20244	SHIM (T:0.7)	1	
5-6	09181-20246	SHIM (T:0.8)	1	
5-7	09181-20248	SHIM (T:0.9)	1	
6	09160-21009	WASHER (21X35X2.75)	1	
7	09263-20L04	BEARING (20X35X4.5)	1	
8	57311-99J10	PINION	1	
9	57510-99J11	GEAR, FORWARD (NT:25)	1	
10	57521-99J10	GEAR, REVERSE (NT:25)	1	
11-1	09160-17053	WASHER (T:1.1)	1	REV
11-2	09160-17054	WASHER (T:1.2)	1	REV
11-3	09160-17055	WASHER (T:1.3)	1	REV
11-4	09160-17056	WASHER (T:1.4)	1	REV
11-5	09160-17057	WASHER (T:1.5)	1	REV
11-6	09160-17058	WASHER (T:1.6)	1	REV
11-7	09160-17059	WASHER (T:1.7)	1	REV
11-8	09160-17060	WASHER (T:1.8)	1	REV
11-9	09160-17061	WASHER (T:1.9)	1	REV
12-1	09181-25160	SHIM (T:0.7)	2	
12-2	09181-25162	SHIM (T:0.8)	2	
12-3	09181-25164	SHIM (T:0.9)	2	
12-4	09160-25040	WASHER (T:1.0)	2	
12-5	09160-25041	WASHER (T:1.1)	2	
12-6	09160-25042	WASHER (T:1.2)	2	
12-7	09181-25181	SHIM (T:1.3)	2	
13	09181-15241	WASHER (15X22X2)	1	FWD

FIG.220J

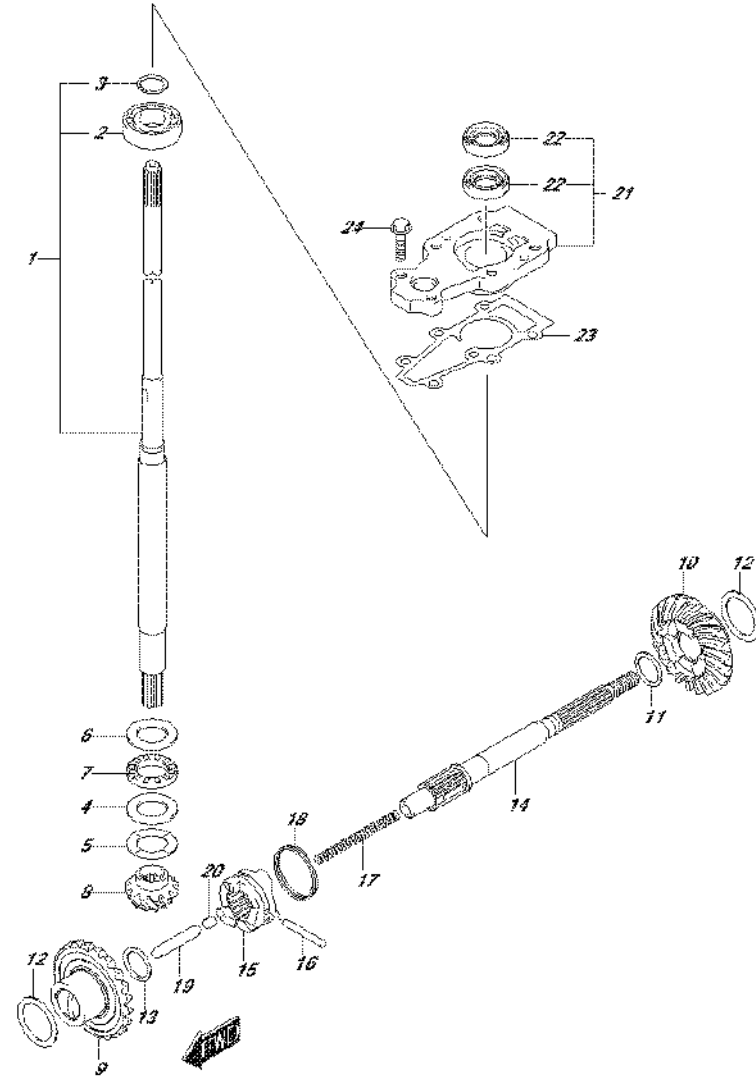
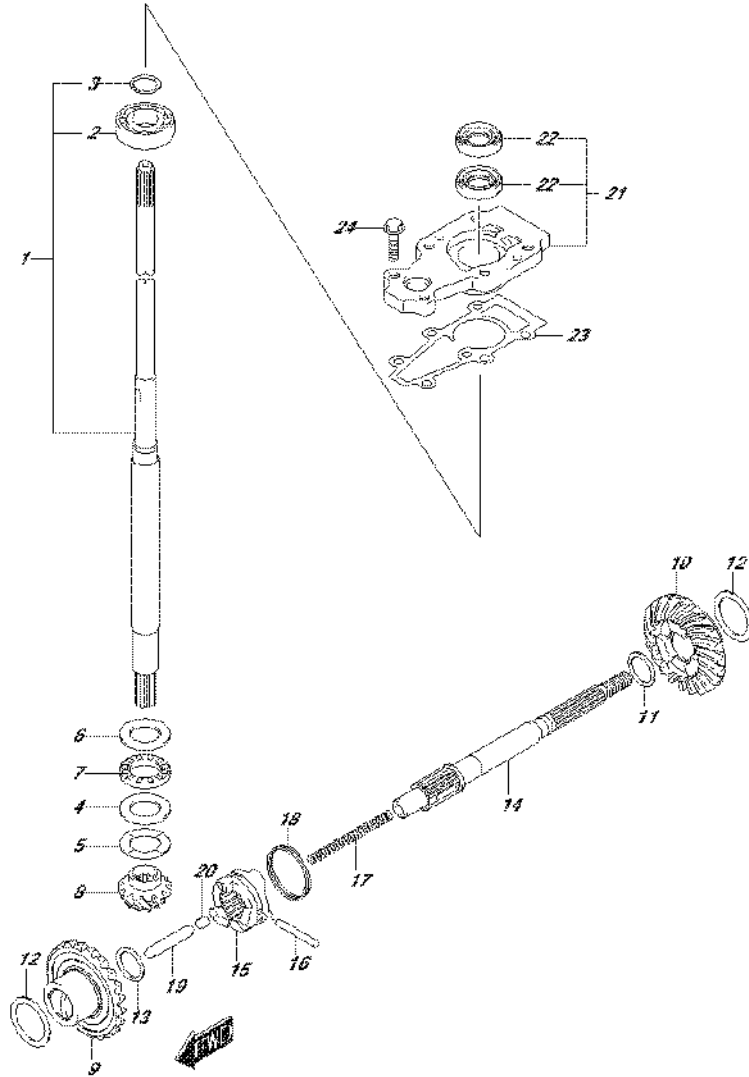


FIG.220J (1-G-14) TRANSMISSION (DF20AT P03)

REF NO.	PART NO.	DESCRIPTION	Q'TY	REMARKS
14	57610-99JL0	SHAFT, PROPELLER	1	
15	57621-99J11	SHIFTER, CLUTCH DOG	1	
16	09202-04025	PIN (4X31)	1	
17	59441-94J00	SPRING, RETURN	1	
18	59441-99J00	SPRING, DOG	1	
19	57631-93901	ROD, PUSH	1	
20	57632-98501	PIN (6X6)	1	
21	56130-99J30	HOUSING, DRIVE SHAFT	1	
22	09282-13L01	.OIL SEAL (12.5X25X7)	2	
23	56132-99J10	GASKET, DRIVE SHAFT BRG HSG	1	
24	09116-06229	BOLT (6X25)	2	

FIG.220K



DF20A_P03_016_220K
TRANSMISSION

FIG.220K (1-G-15) TRANSMISSION (DF20ATH P03)

REF NO.	PART NO.	DESCRIPTION	Q'TY	REMARKS
1-1	57100-90L40	SHAFT ASSY, DRIVE (S)	1	W/TRANSOM(S)
1-2	57100-90L30	SHAFT ASSY, DRIVE (L)	1	W/TRANSOM(L)
1-3	57100-90L50	SHAFT ASSY, DRIVE (X)	1	W/TRANSOM(X)
2	08110-60020	.BEARING	1	
3	09380-15001	.SNAP RING	1	
4	09160-20027	WASHER (20X35X2.75)	1	
5-1	09181-20251	SHIM (T:1.0)	1	
5-2	09160-20042	SHIM (T:1.1)	1	
5-3	09160-20043	SHIM (T:1.2)	1	
5-4	09160-20044	SHIM (T:1.3)	1	
5-5	09181-20244	SHIM (T:0.7)	1	
5-6	09181-20246	SHIM (T:0.8)	1	
5-7	09181-20248	SHIM (T:0.9)	1	
6	09160-21009	WASHER (21X35X2.75)	1	
7	09263-20L04	BEARING (20X35X4.5)	1	
8	57311-99J10	PINION	1	
9	57510-99J11	GEAR, FORWARD (NT:25)	1	
10	57521-99J10	GEAR, REVERSE (NT:25)	1	
11-1	09160-17053	WASHER (T:1.1)	1	REV
11-2	09160-17054	WASHER (T:1.2)	1	REV
11-3	09160-17055	WASHER (T:1.3)	1	REV
11-4	09160-17056	WASHER (T:1.4)	1	REV
11-5	09160-17057	WASHER (T:1.5)	1	REV
11-6	09160-17058	WASHER (T:1.6)	1	REV
11-7	09160-17059	WASHER (T:1.7)	1	REV
11-8	09160-17060	WASHER (T:1.8)	1	REV
11-9	09160-17061	WASHER (T:1.9)	1	REV
12-1	09181-25160	SHIM (T:0.7)	2	
12-2	09181-25162	SHIM (T:0.8)	2	
12-3	09181-25164	SHIM (T:0.9)	2	
12-4	09160-25040	WASHER (T:1.0)	2	
12-5	09160-25041	WASHER (T:1.1)	2	
12-6	09160-25042	WASHER (T:1.2)	2	
12-7	09181-25181	SHIM (T:1.3)	2	
13	09181-15241	WASHER (15X22X2)	1	FWD

DF20A_P03_016

FIG.220K

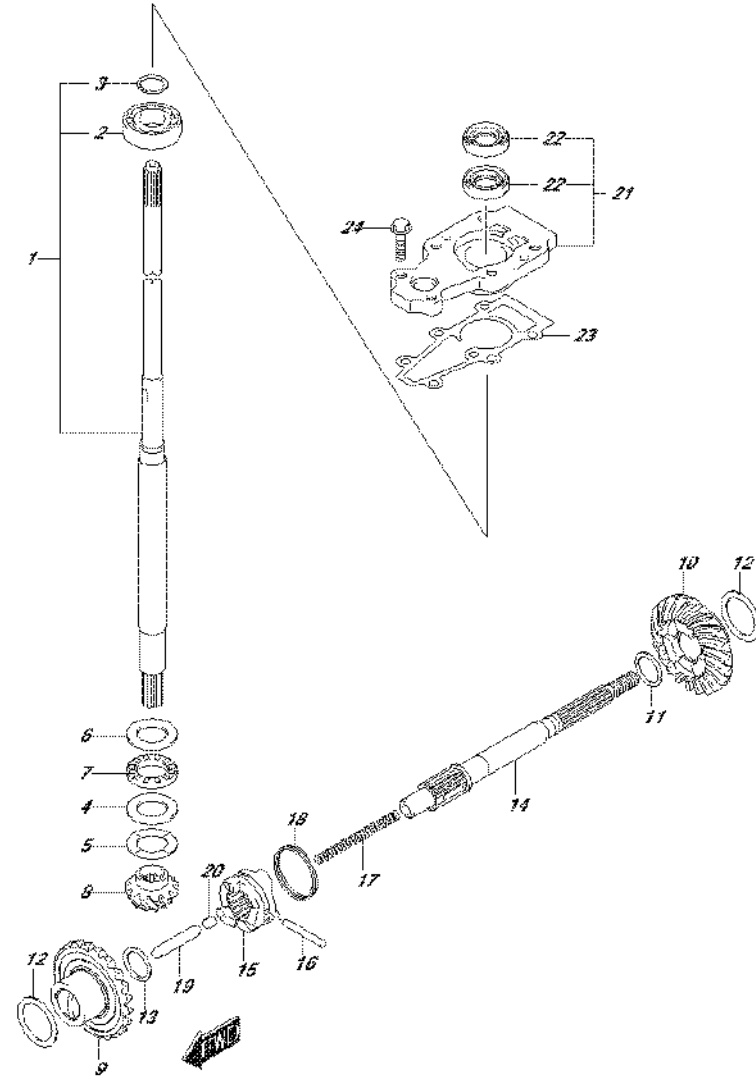


FIG.220K (1-H-2) TRANSMISSION (DF20ATH P03)

REF NO.	PART NO.	DESCRIPTION	Q'TY	REMARKS
14	57610-99JL0	SHAFT, PROPELLER	1	
15	57621-99J11	SHIFTER, CLUTCH DOG	1	
16	09202-04025	PIN (4X31)	1	
17	59441-94J00	SPRING, RETURN	1	
18	59441-99J00	SPRING, DOG	1	
19	57631-93901	ROD, PUSH	1	
20	57632-98501	PIN (6X6)	1	
21	56130-99J30	HOUSING, DRIVE SHAFT	1	
22	09282-13L01	.OIL SEAL (12.5X25X7)	2	
23	56132-99J10	GASKET, DRIVE SHAFT BRG HSG	1	
24	09116-06229	BOLT (6X25)	2	

FIG.301A

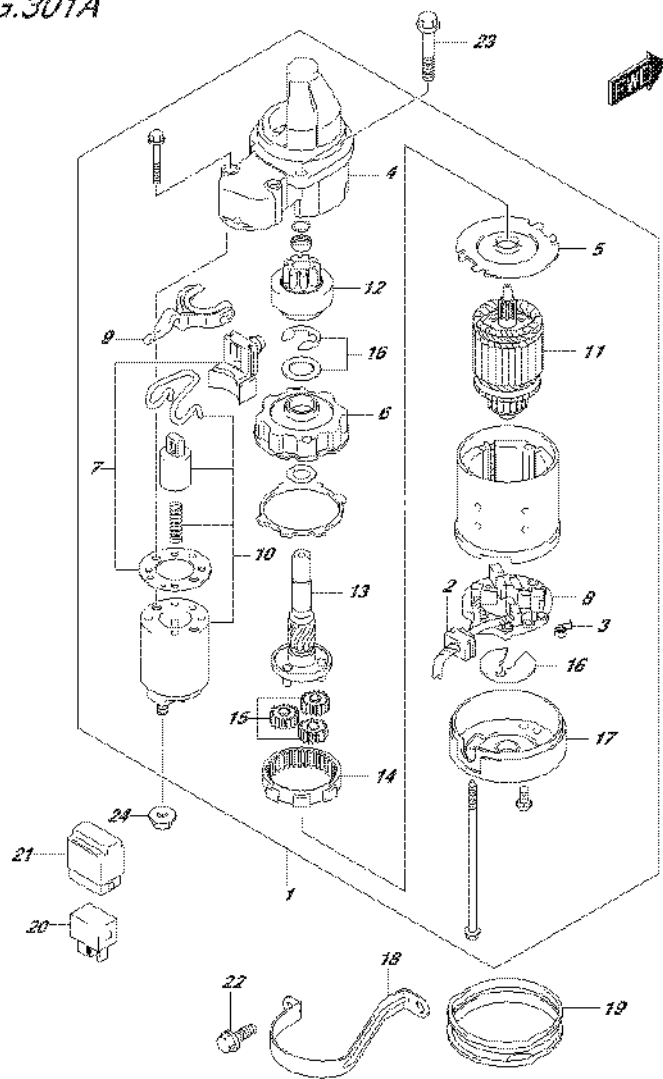


FIG.301A (1-H-3) STARTING MOTOR (ELECTRIC STARTER)

REF NO.	PART NO.	DESCRIPTION	Q'TY	REMARKS
1	31100-94J22	STARTING MOTOR	1	
2	31131-94J00	.BRUSH SET, PLUS	1	
3	31135-90J00	.SPRING	4	
4	31151-94J01	.CASE, GEAR	1	
5	31152-90J00	.PLATE, CENTER	1	
6	31153-90J00	.BRACKET, PLANET GEAR	1	
7	31171-96J00	.COVER KIT, DUST	1	
8	31173-94J01	.HOLDER ASSY, BRUSH	1	
9	31191-96J00	.LEVER, SHIFT	1	
10	31220-94J00	.SWITCH, MAGNET	1	
11	31310-90J00	.ARMATURE	1	
12	31320-94J00	.PINION	1	
13	31341-94J00	.SHAFT, PINION	1	
14	31343-90J00	.INTERNAL GEAR	1	
15	31344-90J00	.GEAR, PLANETARY	3	
16	31360-93J01	.WASHER SET	1	
17	31170-94J00	.COVER ASSY, STATER MOTOR REAR	1	
18	31912-89L00	BAND, STARTING MOTOR	1	
19	31918-94J00	DAMPER, LOWER	1	
20	38860-76F01	RELAY, STARTING MOTOR	1	
21	38915-90J00	HOLDER, RELAY	1	
22	01550-08207	BOLT	2	LOWER
23	01550-08307	BOLT	2	
24	08316-10087	NUT	1	

FIG.303A

FIG.303A (1-H-4) MAGNETO (MANUAL STARTER) (DF9.9B P03)

REF NO.	PART NO.	DESCRIPTION	Q'TY	REMARKS
1	32120-89L10	COIL, STATOR & PULSER	1	
2	01547-0630A	BOLT	3	
3	01550-05127	BOLT	2	
4	32102-89L10	FLYWHEEL	1	
5	09140-14008	NUT	1	
6	09160-15057	WASHER (15X27X4)	1	
7	08341-31039	KEY	1	
8	09407-14407	CLAMP (L:145)	7	
9	33220-84M10	SENSOR ASSY CMP	1	
10	01550-06167	BOLT	1	
11	08322-0106A	WASHER	3	
12	36615-96300	TERMINAL, RESIN	2	

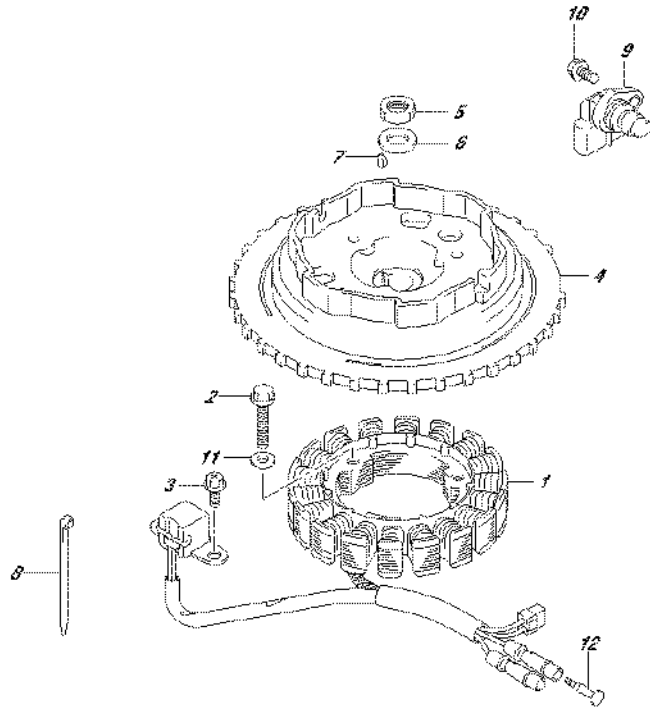


FIG.303B

FIG.303B (1-H-5) MAGNETO (MANUAL STARTER) (DF15A P03)

REF NO.	PART NO.	DESCRIPTION	Q'TY	REMARKS
1	32120-89L10	COIL, STATOR & PULSER	1	
2	01547-0630A	BOLT	3	
3	01550-05127	BOLT	2	
4	32102-89L10	FLYWHEEL	1	
5	09140-14008	NUT	1	
6	09160-15057	WASHER (15X27X4)	1	
7	08341-31039	KEY	1	
8	09407-14407	CLAMP (L:145)	7	
9	33220-84M10	SENSOR ASSY CMP	1	
10	01550-06167	BOLT	1	
11	08322-0106A	WASHER	3	
12	36615-96300	TERMINAL, RESIN	2	

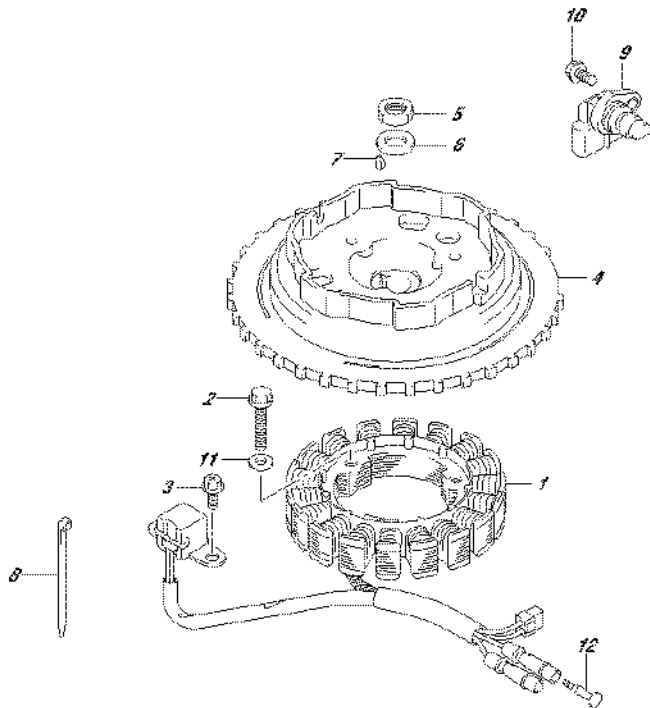


FIG.303C

FIG.303C (1-H-6) MAGNETO (MANUAL STARTER) (DF20A P03)

REF NO.	PART NO.	DESCRIPTION	Q'TY	REMARKS
1	32120-89L10	COIL, STATOR & PULSER	1	
2	01547-0630A	BOLT	3	
3	01550-05127	BOLT	2	
4	32102-89L10	FLYWHEEL	1	
5	09140-14008	NUT	1	
6	09160-15057	WASHER (15X27X4)	1	
7	08341-31039	KEY	1	
8	09407-14407	CLAMP (L:145)	7	
9	33220-84M10	SENSOR ASSY CMP	1	
10	01550-06167	BOLT	1	
11	08322-0106A	WASHER	3	
12	36615-96300	TERMINAL, RESIN	2	

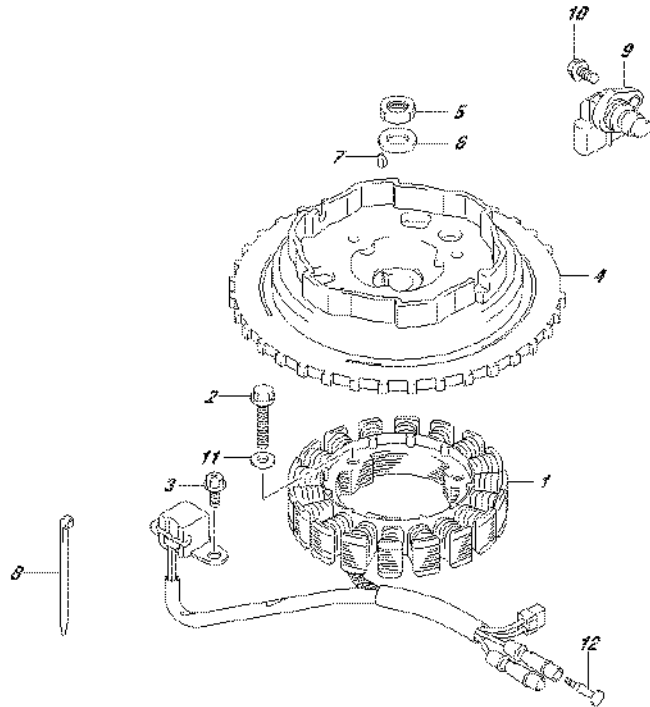


FIG.303D

FIG.303D (1-H-7) MAGNETO (ELECTRIC STARTER)

REF NO.	PART NO.	DESCRIPTION	Q'TY	REMARKS
1	32120-89L00	COIL, STATOR & PULSER	1	
2	01547-0625A	BOLT	3	
3	01550-05127	BOLT	2	
4	32102-89L00	FLYWHEEL	1	
5	09140-14008	NUT	1	
6	09160-15057	WASHER (15X27X4)	1	
7	08341-31039	KEY	1	
8	09407-14407	CLAMP (L:145)	7	
9	33220-84M10	SENSOR ASSY CMP	1	
10	01550-06167	BOLT	1	

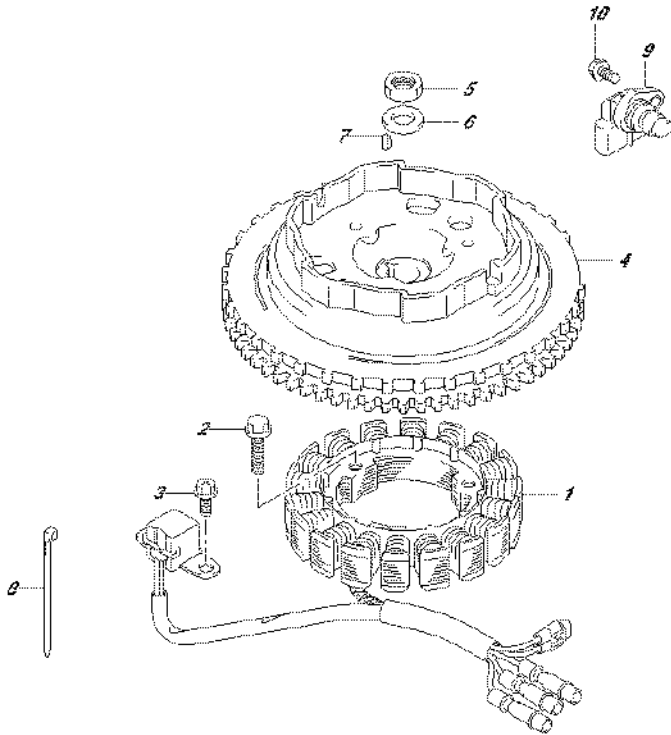


FIG.310A

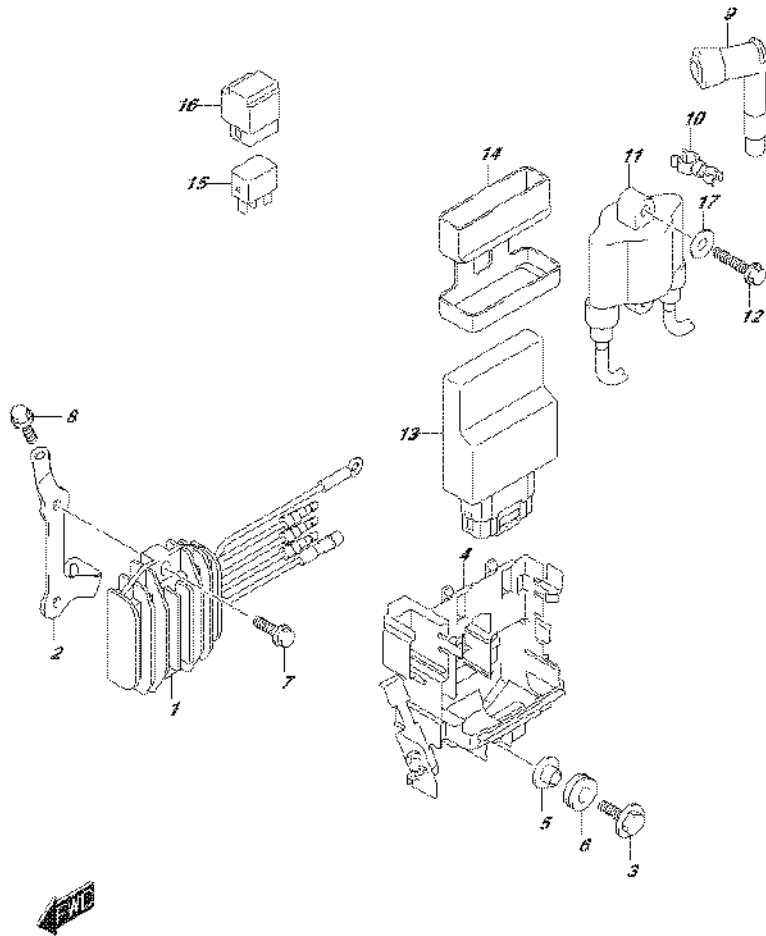


FIG.310A (1-H-8) RECTIFIER/IGNITION COIL (DF9.9B P03)

REF NO.	PART NO.	DESCRIPTION	Q'TY	REMARKS
1	32800-89L00	RECTIFIER/REGULATOR ASSY	1	W/ELECTRIC STARTER
2	32815-89L00	BRACKET, RECTIFIER	1	W/ELECTRIC STARTER
3	09116-06196	BOLT (6X20)	2	
4	32890-89L01	HOLDER, ELECTRIC PARTS	1	
5	09169-06063	WASHER	2	
6	09320-08051	CUSHION	2	
7	01550-06207	BOLT	2	W/ELECTRIC STARTER
8	01550-06167	BOLT	1	W/ELECTRIC STARTER
9	33500-07H00	CAP, SPARK PLUG	2	
10	09408-00159	CLAMP	2	
11	33410-89L10	COIL, IGNITION	1	
12	01550-06307	BOLT	2	
13-1	33920-89LC0	UNIT, ENGINE CONTROL	1	W/ELECTRIC STARTER
13-2	33920-89LD0	UNIT, ENGINE CONTROL	1	W/MANUAL STARTER
14	33925-89L00	CUSHION, ENGINE CONTROL UNIT	1	
15	38860-76F01	RELAY, ENGINE CONTROL UNIT	1	W/ELECTRIC STARTER
16	38915-90J00	HOLDER, RELAY	1	W/ELECTRIC STARTER
17	09160-06168	WASHER (6X14X1)	1	

FIG.310B

FIG.310B (1-H-9) RECTIFIER/IGNITION COIL (DF9.9BR P03)

REF NO.	PART NO.	DESCRIPTION	Q'TY	REMARKS
1	32800-89L00	RECTIFIER/REGULATOR ASSY	1	
2	32815-89L00	BRACKET, RECTIFIER	1	
3	09116-06196	BOLT (6X20)	2	
4	32890-89L01	HOLDER, ELECTRIC PARTS	1	
5	09169-06063	WASHER	2	
6	09320-08051	CUSHION	2	
7	01550-06207	BOLT	2	
8	01550-06167	BOLT	1	
9	33500-07H00	CAP, SPARK PLUG	2	
10	09408-00159	CLAMP	2	
11	33410-89L10	COIL, IGNITION	1	
12	01550-06307	BOLT	2	
13	33920-89LC0	UNIT, ENGINE CONTROL	1	
14	33925-89L00	CUSHION, ENGINE CONTROL UNIT	1	
15	38860-76F01	RELAY, ENGINE CONTROL UNIT	1	
16	38915-90J00	HOLDER, RELAY	1	
17	09160-06168	WASHER (6X14X1)	1	

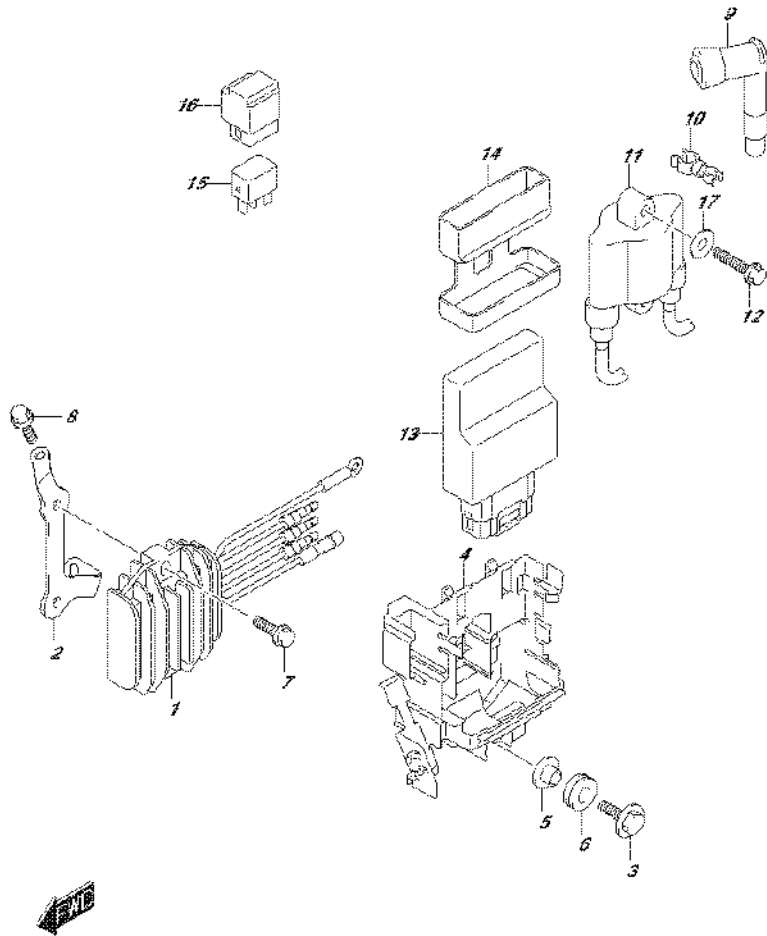


FIG.310C

FIG.310C (1-H-10) RECTIFIER/IGNITION COIL (DF9.9BT P03)

REF NO.	PART NO.	DESCRIPTION	Q'TY	REMARKS
1	32800-89L00	RECTIFIER/REGULATOR ASSY	1	
2	32815-89L00	BRACKET, RECTIFIER	1	
3	09116-06196	BOLT (6X20)	2	
4	32890-89L01	HOLDER, ELECTRIC PARTS	1	
5	09169-06063	WASHER	2	
6	09320-08051	CUSHION	2	
7	01550-06207	BOLT	2	
8	01550-06167	BOLT	1	
9	33500-07H00	CAP, SPARK PLUG	2	
10	09408-00159	CLAMP	2	
11	33410-89L10	COIL, IGNITION	1	
12	01550-06307	BOLT	2	
13	33920-89LC0	UNIT, ENGINE CONTROL	1	
14	33925-89L00	CUSHION, ENGINE CONTROL UNIT	1	
15	38860-76F01	RELAY, ENGINE CONTROL UNIT	1	
16	38915-90J00	HOLDER, RELAY	1	
17	09160-06168	WASHER (6X14X1)	1	

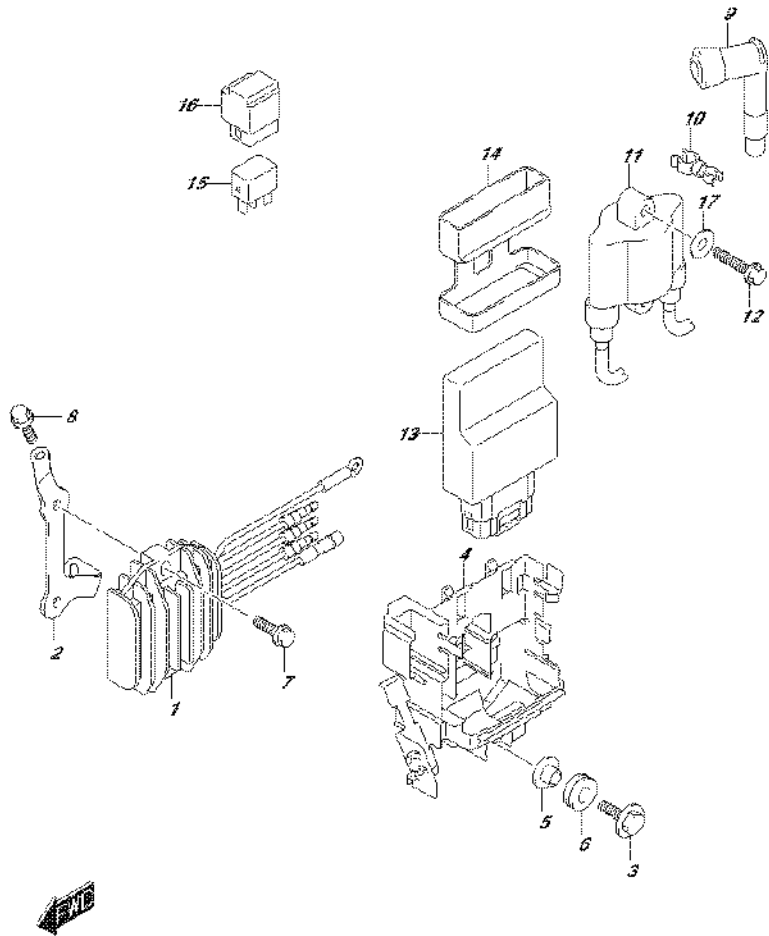


FIG.310D

FIG.310D (1-H-11) RECTIFIER/IGNITION COIL (DF9.9BTH P03)

REF NO.	PART NO.	DESCRIPTION	Q'TY	REMARKS
1	32800-89L00	RECTIFIER/REGULATOR ASSY	1	
2	32815-89L00	BRACKET, RECTIFIER	1	
3	09116-06196	BOLT (6X20)	2	
4	32890-89L01	HOLDER, ELECTRIC PARTS	1	
5	09169-06063	WASHER	2	
6	09320-08051	CUSHION	2	
7	01550-06207	BOLT	2	
8	01550-06167	BOLT	1	
9	33500-07H00	CAP, SPARK PLUG	2	
10	09408-00159	CLAMP	2	
11	33410-89L10	COIL, IGNITION	1	
12	01550-06307	BOLT	2	
13	33920-89LC0	UNIT, ENGINE CONTROL	1	
14	33925-89L00	CUSHION, ENGINE CONTROL UNIT	1	
15	38860-76F01	RELAY, ENGINE CONTROL UNIT	1	
16	38915-90J00	HOLDER, RELAY	1	
17	09160-06168	WASHER (6X14X1)	1	

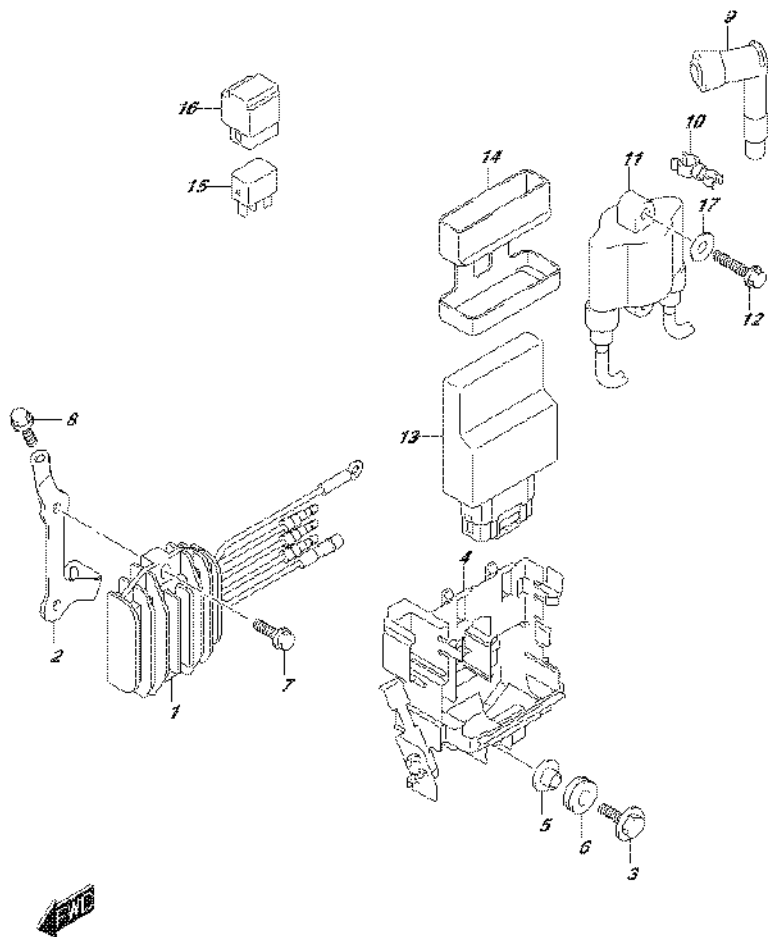


FIG.310E

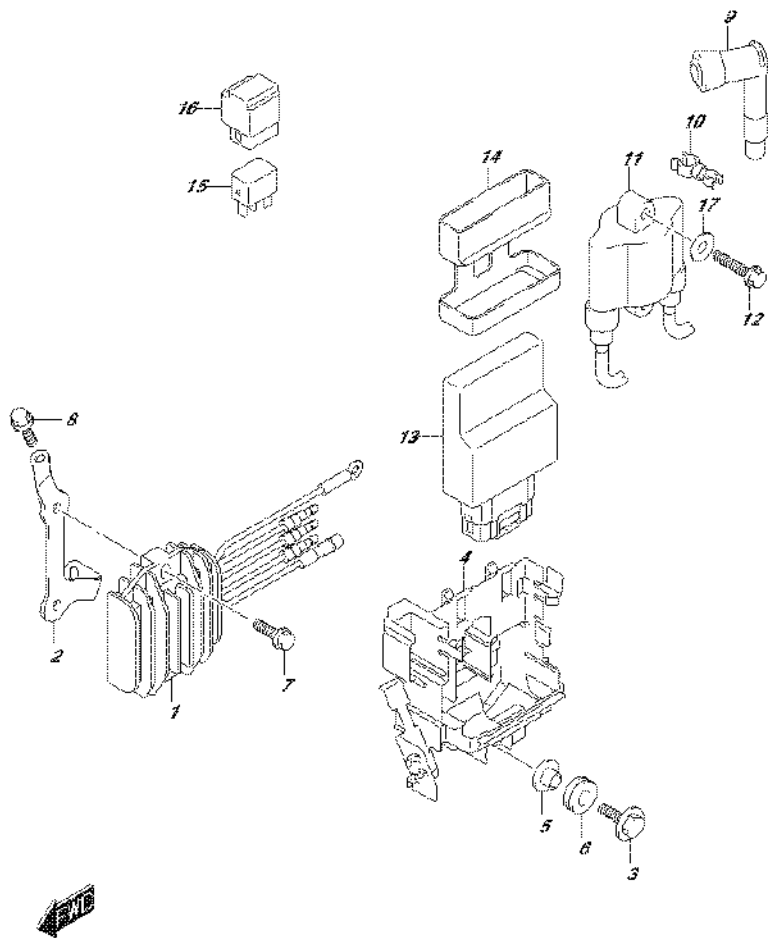


FIG.310E (1-H-12) RECTIFIER/IGNITION COIL (DF15A P03)

REF NO.	PART NO.	DESCRIPTION	Q'TY	REMARKS
1	32800-89L00	RECTIFIER/REGULATOR ASSY	1	W/ELECTRIC STARTER
2	32815-89L00	BRACKET, RECTIFIER	1	W/ELECTRIC STARTER
3	09116-06196	BOLT (6X20)	2	
4	32890-89L01	HOLDER, ELECTRIC PARTS	1	
5	09169-06063	WASHER	2	
6	09320-08051	CUSHION	2	
7	01550-06207	BOLT	2	W/ELECTRIC STARTER
8	01550-06167	BOLT	1	W/ELECTRIC STARTER
9	33500-07H00	CAP, SPARK PLUG	2	
10	09408-00159	CLAMP	2	
11	33410-89L10	COIL, IGNITION	1	
12	01550-06307	BOLT	2	
13-1	33920-89L80	UNIT, ENGINE CONTROL	1	W/ELECTRIC STARTER
13-2	33920-89L90	UNIT, ENGINE CONTROL	1	W/MANUAL STARTER
14	33925-89L00	CUSHION, ENGINE CONTROL UNIT	1	
15	38860-76F01	RELAY, ENGINE CONTROL UNIT	1	W/ELECTRIC STARTER
16	38915-90J00	HOLDER, RELAY	1	W/ELECTRIC STARTER
17	09160-06168	WASHER (6X14X1)	1	

FIG.310F

FIG.310F (1-H-13) RECTIFIER/IGNITION COIL (DF15ATH P03)

REF NO.	PART NO.	DESCRIPTION	Q'TY	REMARKS
1	32800-89L00	RECTIFIER/REGULATOR ASSY	1	
2	32815-89L00	BRACKET, RECTIFIER	1	
3	09116-06196	BOLT (6X20)	2	
4	32890-89L01	HOLDER, ELECTRIC PARTS	1	
5	09169-06063	WASHER	2	
6	09320-08051	CUSHION	2	
7	01550-06207	BOLT	2	
8	01550-06167	BOLT	1	
9	33500-07H00	CAP, SPARK PLUG	2	
10	09408-00159	CLAMP	2	
11	33410-89L10	COIL, IGNITION	1	
12	01550-06307	BOLT	2	
13	33920-89L80	UNIT, ENGINE CONTROL	1	
14	33925-89L00	CUSHION, ENGINE CONTROL UNIT	1	
15	38860-76F01	RELAY, ENGINE CONTROL UNIT	1	
16	38915-90J00	HOLDER, RELAY	1	
17	09160-06168	WASHER (6X14X1)	1	

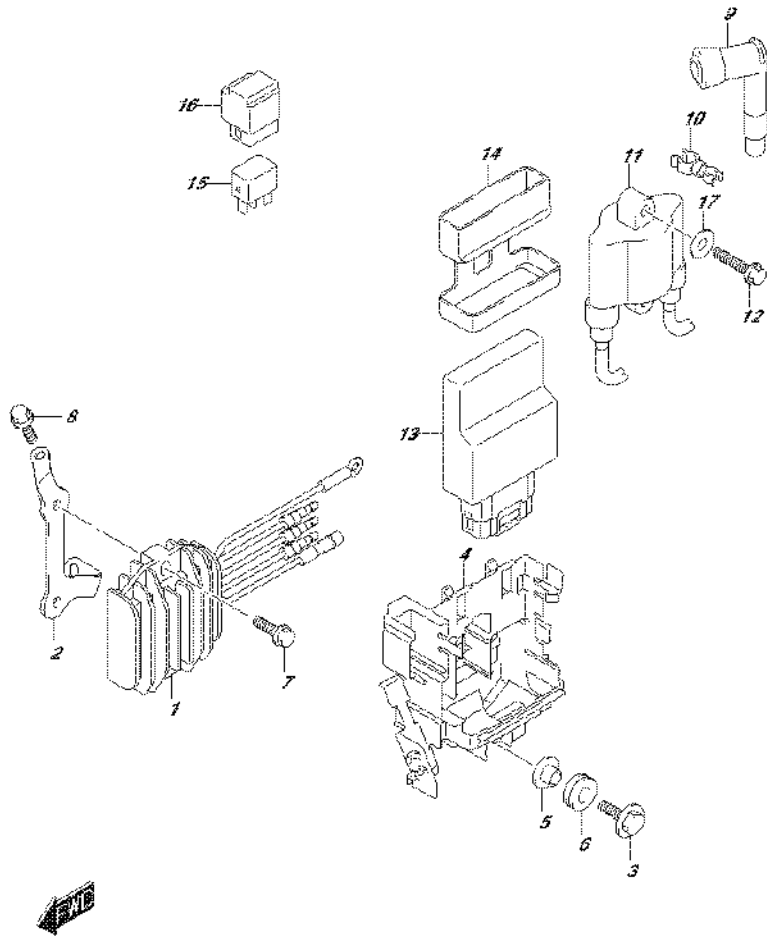


FIG.310G

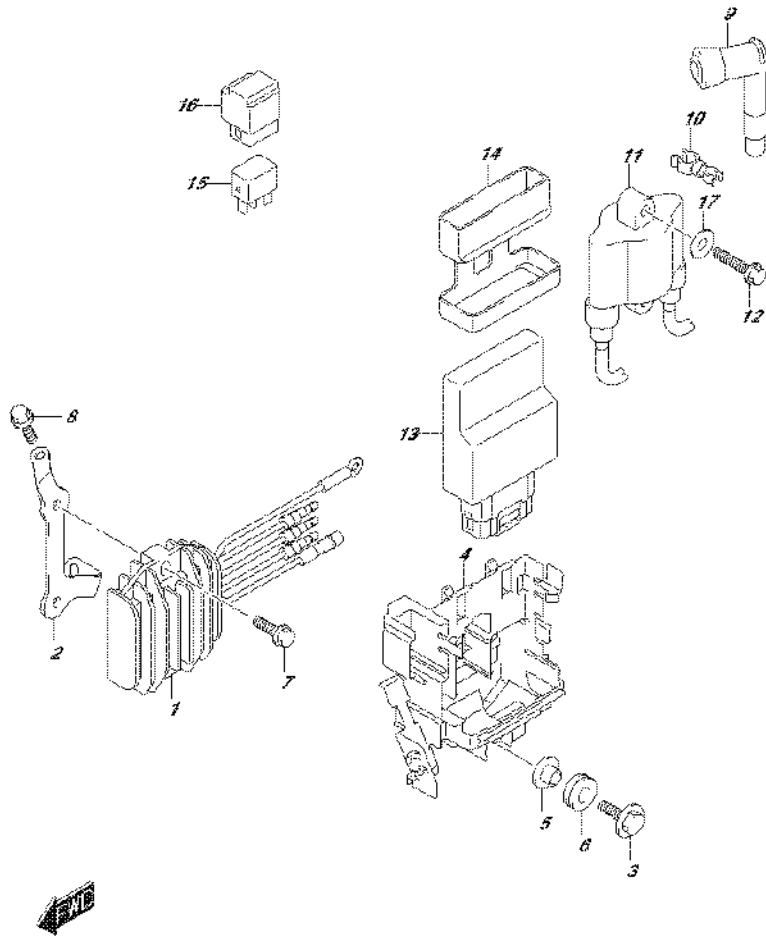


FIG.310G (1-H-14) RECTIFIER/IGNITION COIL (DF20A P03)

REF NO.	PART NO.	DESCRIPTION	Q'TY	REMARKS
1	32800-89L00	RECTIFIER/REGULATOR ASSY	1	W/ELECTRIC STARTER
2	32815-89L00	BRACKET, RECTIFIER	1	W/ELECTRIC STARTER
3	09116-06196	BOLT (6X20)	2	
4	32890-89L01	HOLDER, ELECTRIC PARTS	1	
5	09169-06063	WASHER	2	
6	09320-08051	CUSHION	2	
7	01550-06207	BOLT	2	W/ELECTRIC STARTER
8	01550-06167	BOLT	1	W/ELECTRIC STARTER
9	33500-07H00	CAP, SPARK PLUG	2	
10	09408-00159	CLAMP	2	
11	33410-89L10	COIL, IGNITION	1	
12	01550-06307	BOLT	2	
13-1	33920-89LA0	UNIT, ENGINE CONTROL	1	W/ELECTRIC STARTER
13-2	33920-89LB0	UNIT, ENGINE CONTROL	1	W/MANUAL STARTER
14	33925-89L00	CUSHION, ENGINE CONTROL UNIT	1	
15	38860-76F01	RELAY, ENGINE CONTROL UNIT	1	W/ELECTRIC STARTER
16	38915-90J00	HOLDER, RELAY	1	W/ELECTRIC STARTER
17	09160-06168	WASHER (6X14X1)	1	

FIG.310H

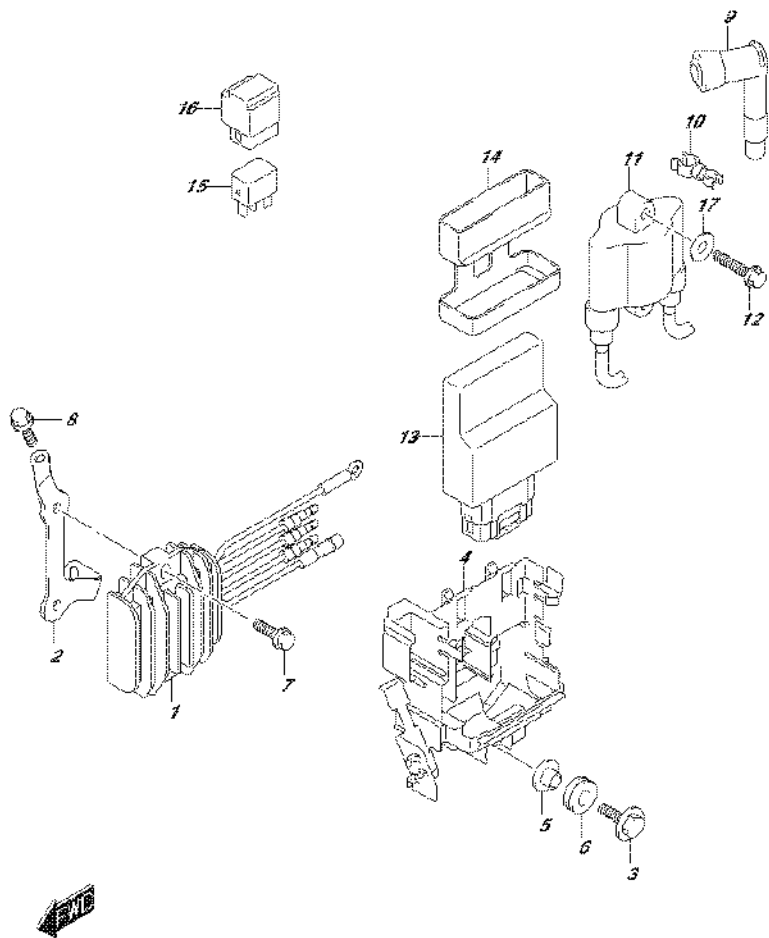


FIG.310H (1-H-15) RECTIFIER/IGNITION COIL (DF20AR P03)

REF NO.	PART NO.	DESCRIPTION	Q'TY	REMARKS
1	32800-89L00	RECTIFIER/REGULATOR ASSY	1	
2	32815-89L00	BRACKET, RECTIFIER	1	
3	09116-06196	BOLT (6X20)	2	
4	32890-89L01	HOLDER, ELECTRIC PARTS	1	
5	09169-06063	WASHER	2	
6	09320-08051	CUSHION	2	
7	01550-06207	BOLT	2	
8	01550-06167	BOLT	1	
9	33500-07H00	CAP, SPARK PLUG	2	
10	09408-00159	CLAMP	2	
11	33410-89L10	COIL, IGNITION	1	
12	01550-06307	BOLT	2	
13	33920-89LA0	UNIT, ENGINE CONTROL	1	
14	33925-89L00	CUSHION, ENGINE CONTROL UNIT	1	
15	38860-76F01	RELAY, ENGINE CONTROL UNIT	1	
16	38915-90J00	HOLDER, RELAY	1	
17	09160-06168	WASHER (6X14X1)	1	

FIG.310J

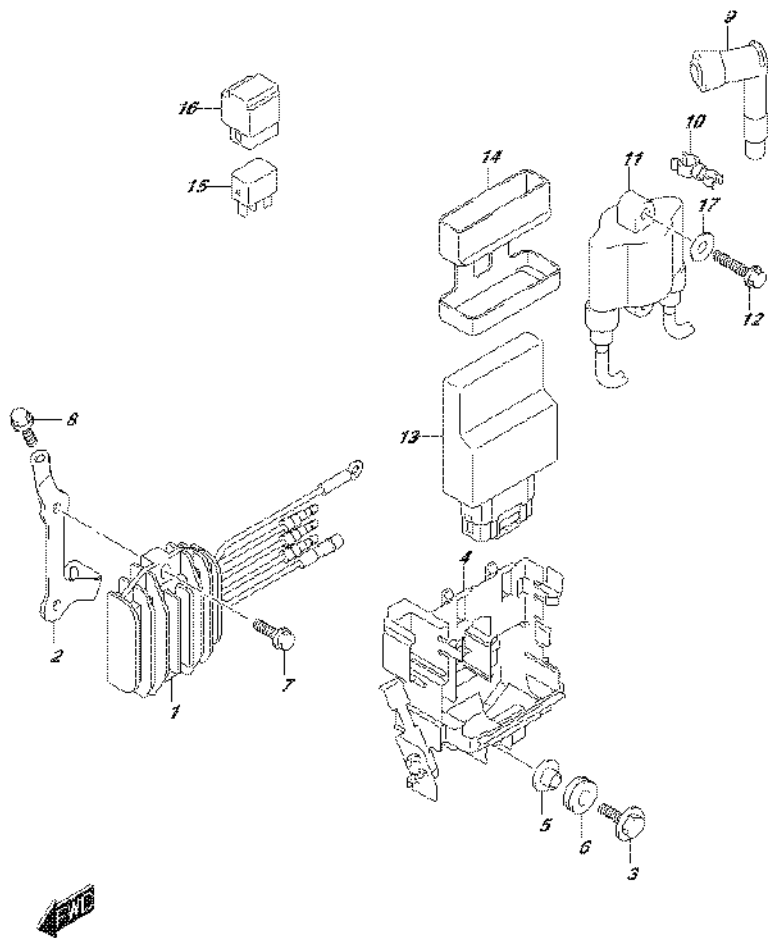


FIG.310J (1-I-2) RECTIFIER/IGNITION COIL (DF20AT P03)

REF NO.	PART NO.	DESCRIPTION	Q'TY	REMARKS
1	32800-89L00	RECTIFIER/REGULATOR ASSY	1	
2	32815-89L00	BRACKET, RECTIFIER	1	
3	09116-06196	BOLT (6X20)	2	
4	32890-89L01	HOLDER, ELECTRIC PARTS	1	
5	09169-06063	WASHER	2	
6	09320-08051	CUSHION	2	
7	01550-06207	BOLT	2	
8	01550-06167	BOLT	1	
9	33500-07H00	CAP, SPARK PLUG	2	
10	09408-00159	CLAMP	2	
11	33410-89L10	COIL, IGNITION	1	
12	01550-06307	BOLT	2	
13	33920-89LA0	UNIT, ENGINE CONTROL	1	
14	33925-89L00	CUSHION, ENGINE CONTROL UNIT	1	
15	38860-76F01	RELAY, ENGINE CONTROL UNIT	1	
16	38915-90J00	HOLDER, RELAY	1	
17	09160-06168	WASHER (6X14X1)	1	

FIG.310K

FIG.310K (1-I-3) RECTIFIER/IGNITION COIL (DF20ATH P03)

REF NO.	PART NO.	DESCRIPTION	Q'TY	REMARKS
1	32800-89L00	RECTIFIER/REGULATOR ASSY	1	
2	32815-89L00	BRACKET, RECTIFIER	1	
3	09116-06196	BOLT (6X20)	2	
4	32890-89L01	HOLDER, ELECTRIC PARTS	1	
5	09169-06063	WASHER	2	
6	09320-08051	CUSHION	2	
7	01550-06207	BOLT	2	
8	01550-06167	BOLT	1	
9	33500-07H00	CAP, SPARK PLUG	2	
10	09408-00159	CLAMP	2	
11	33410-89L10	COIL, IGNITION	1	
12	01550-06307	BOLT	2	
13	33920-89LA0	UNIT, ENGINE CONTROL	1	
14	33925-89L00	CUSHION, ENGINE CONTROL UNIT	1	
15	38860-76F01	RELAY, ENGINE CONTROL UNIT	1	
16	38915-90J00	HOLDER, RELAY	1	
17	09160-06168	WASHER (6X14X1)	1	

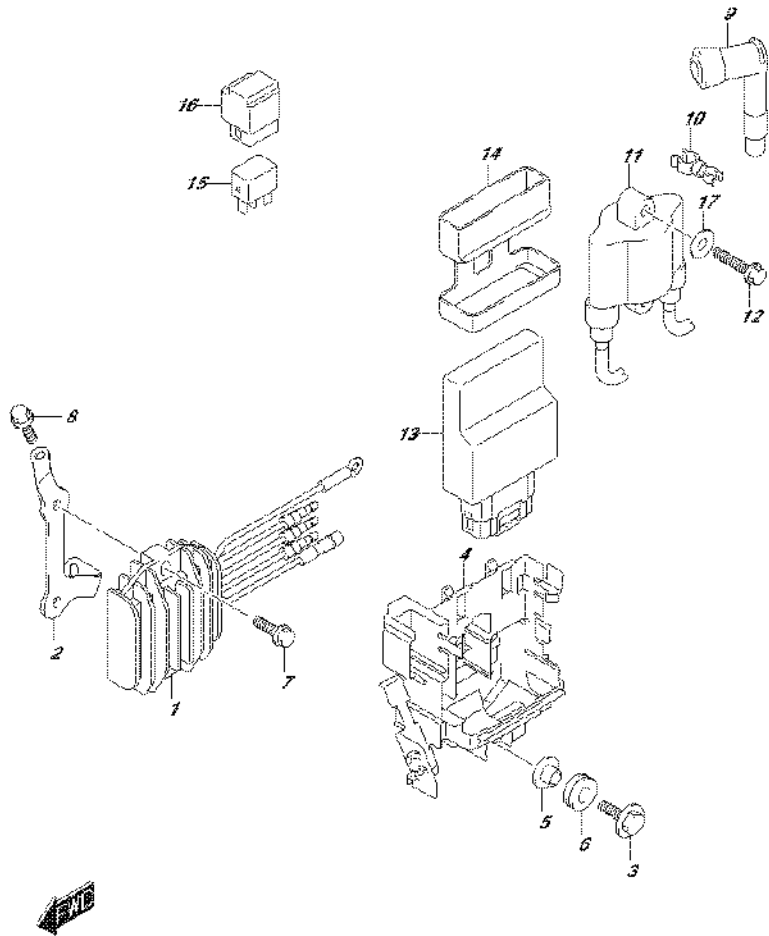


FIG.322A

FIG.322A (1-I-4) HARNESS (DF9.9B P03)

REF NO.	PART NO.	DESCRIPTION	Q'TY	REMARKS
1	33810-89L02	CABLE, STARTER	1	W/ELECTRIC STARTER
2	09407-14403	CLAMP (L:125)	1	W/ELECTRIC STARTER
3	09407-14407	CLAMP (L:145)	1	W/ELECTRIC STARTER
4	01547-06167	BOLT	2	W/ELECTRIC STARTER
5-1	36610-89L04	HARNESS ASSY, WIRING	1	W/ELECTRIC STARTER
5-2	36610-89L14	HARNESS ASSY, WIRING	1	W/MANUAL STARTER
6	09481-10501	.FUSE (10A)	1	W/ELECTRIC STARTER
7	09481-30501	.FUSE (30A)	1	W/ELECTRIC STARTER
8	36618-43410	.CAP, OIL PRESSURE SWITCH	1	
9	36615-96300	TERMINAL, RESIN	1	
10	09407-14407	CLAMP (L:145)	4	
11	32916-89L00	COVER, CONNECTOR	1	W/ELECTRIC STARTER
12	36617-89L10	BRACKET, HARNESS	1	W/ELECTRIC STARTER
13	33634-96J00	CAP, SERVICE CONNECTOR	1	
14	36617-89L01	BRACKET, HARNESS	1	
15	36617-91J00	BRACKET, SWITCH LEAD	1	
16	09403-08404	CLAMP	1	
17	09408-00008	CLIP (ID:20)	1	
18	09408-00252	CLAMP	1	
19	09408-00297	CLAMP	1	
20	01550-06127	BOLT	2	
21	01550-06127	BOLT	1	

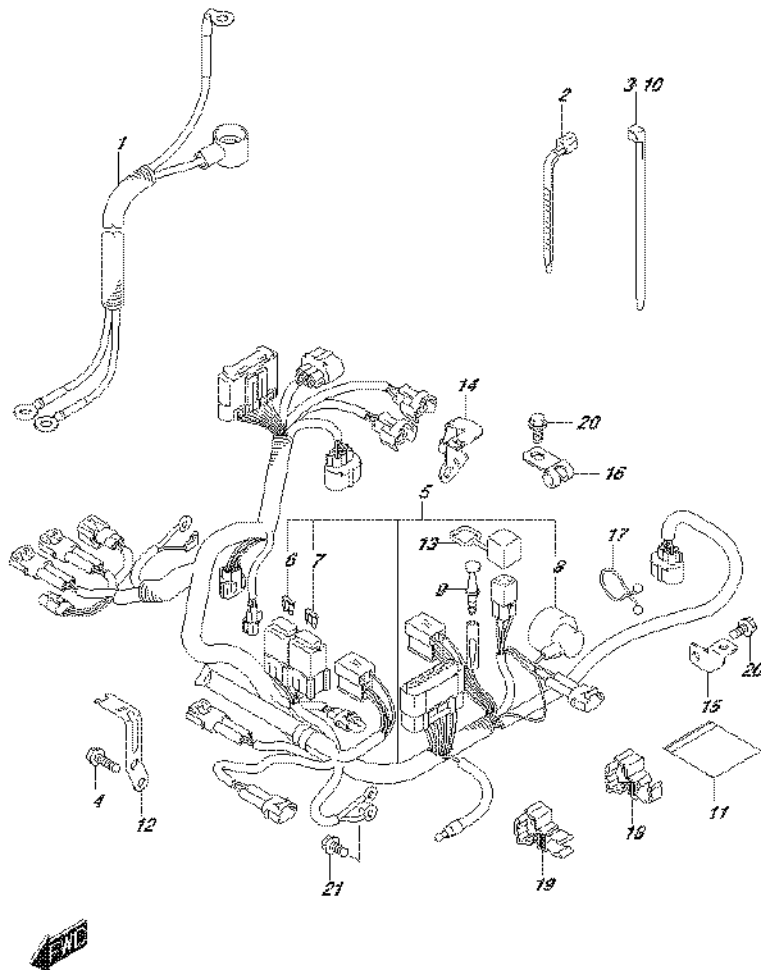


FIG.322B

FIG.322B (1-I-5) HARNESS (DF9.9BR P03)

REF NO.	PART NO.	DESCRIPTION	Q'TY	REMARKS
1	33810-89L02	CABLE, STARTER	1	
2	36610-89L23	HARNESS ASSY, WIRING	1	
3	09481-10501	.FUSE (10A)	1	
4	09481-30501	.FUSE (30A)	1	
5	36618-43410	.CAP, OIL PRESSURE SWITCH	1	
6	09407-14407	CLAMP (L:145)	4	
7	32916-89L00	COVER, CONNECTOR	1	
8	33634-96J00	CAP, SERVICE CONNECTOR	1	
9	36617-89L01	BRACKET, HARNESS	1	
10	36617-91J00	BRACKET, SWITCH LEAD	1	
11	09403-08404	CLAMP	1	
12	09408-00008	CLIP (ID:20)	1	
13	09408-00296	CLAMP	1	
14	09408-00297	CLAMP	1	
15	01550-06127	BOLT	2	
16	01550-06127	BOLT	1	
17-1	36620-93J10	WIRE ASSY, REMOCON EXTENSION	1	OPT L:2000
17-2	36620-93J40	WIRE ASSY, REMOCON EXTENSION	1	OPT L:3000

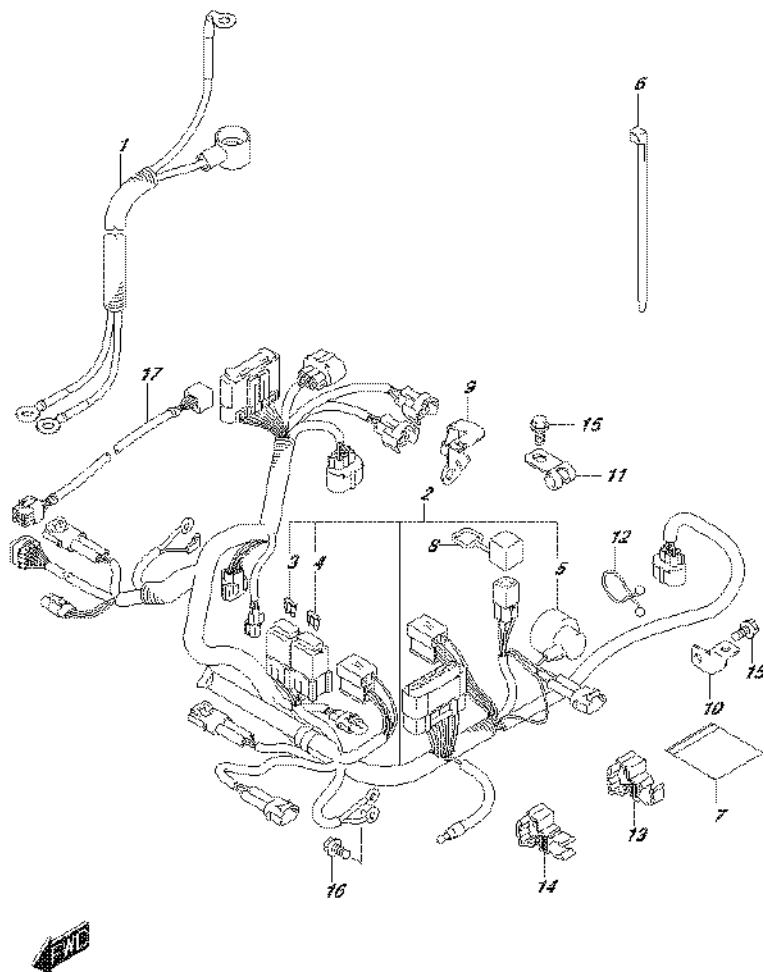


FIG.322C

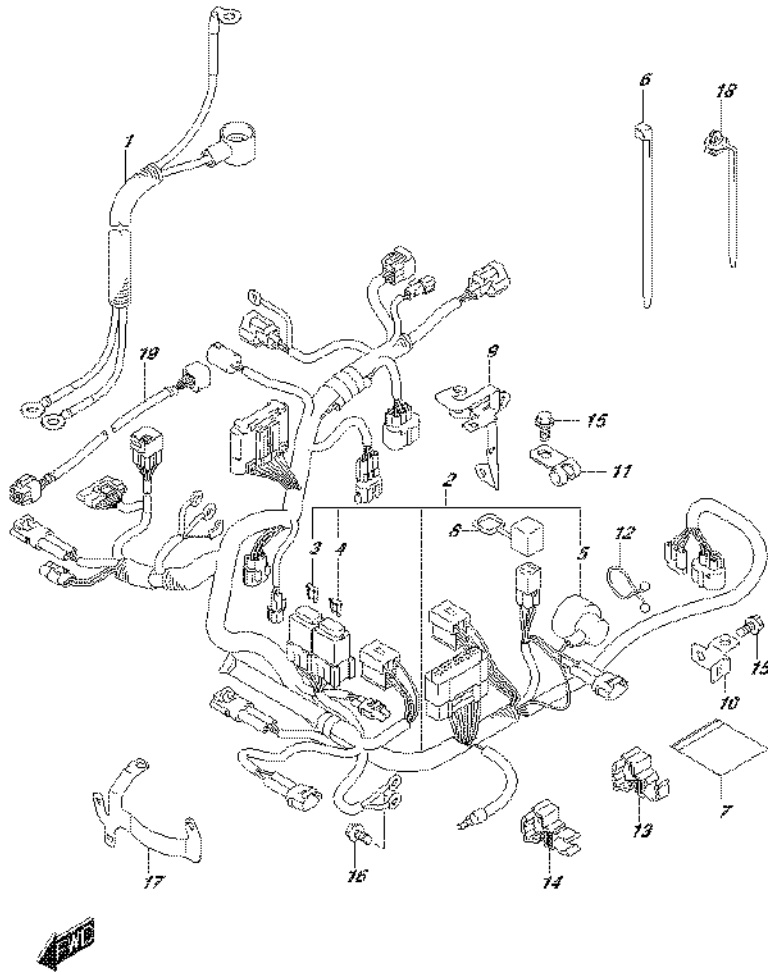


FIG.322C (1-I-6) HARNESS (DF9.9BT P03)

REF NO.	PART NO.	DESCRIPTION	Q'TY	REMARKS
1	33810-89L02	CABLE, STARTER	1	
2	36610-89L52	HARNESS ASSY, WIRING	1	
3	09481-10501	.FUSE (10A)	1	
4	09481-30501	.FUSE (30A)	1	
5	36618-43410	.CAP, OIL PRESSURE SWITCH	1	
6	09407-14407	CLAMP (L:145)	2	
7	32916-89L00	COVER, CONNECTOR	1	
8	33634-96J00	CAP, SERVICE CONNECTOR	1	
9	36617-89L30	BRACKET, HARNESS	1	
10	36617-89L20	BRACKET, SWITCH LEAD	1	
11	09403-08404	CLAMP	1	
12	09408-00024	CLIP (ID:23)	1	
13	09408-00296	CLAMP	1	
14	09408-00297	CLAMP	1	
15	01550-06127	BOLT	4	
16	01550-06127	BOLT	1	
17	36617-89L40	BRACKET, HARNESS	1	
18	36991-91J00	CLAMP, EMERGENCY SWITCH LEAD	1	
19-1	36620-93J10	WIRE ASSY, REMOCON EXTENSION	1	OPT L:2000
19-2	36620-93J40	WIRE ASSY, REMOCON EXTENSION	1	OPT L:3000

FIG.322D

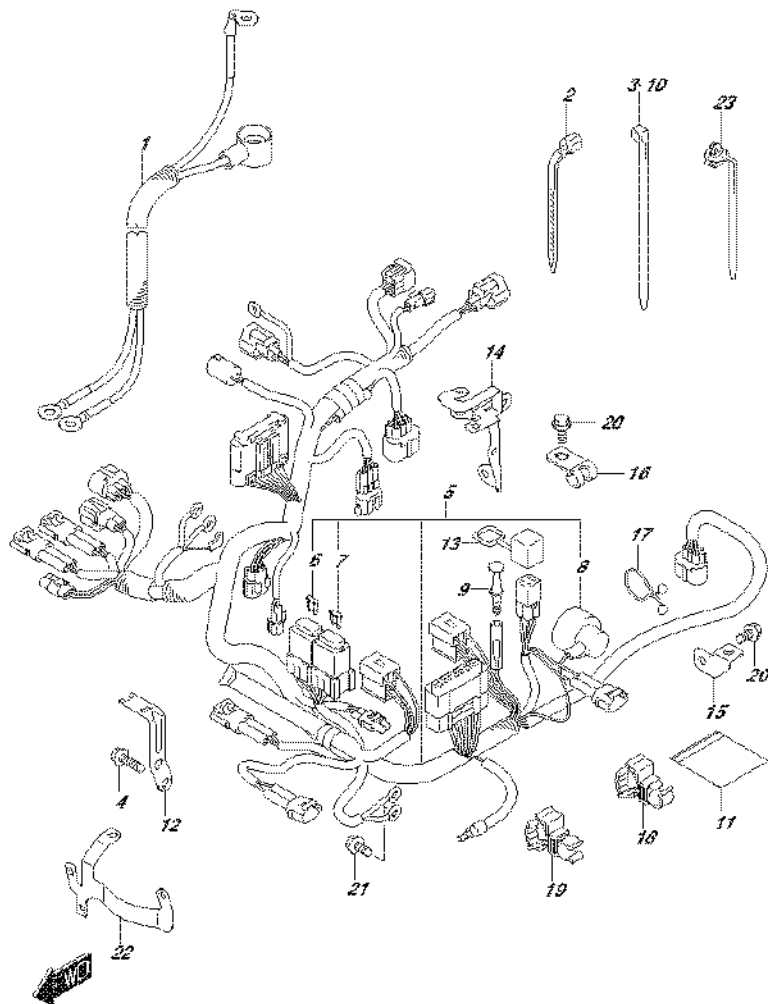


FIG.322D (1-I-7) HARNESS (DF9.9BTH P03)

REF NO.	PART NO.	DESCRIPTION	Q'TY	REMARKS
1	33810-89L02	CABLE, STARTER	1	
2	09407-14403	CLAMP (L:125)	1	
3	09407-14407	CLAMP (L:145)	1	
4	01547-06167	BOLT	2	
5	36610-89L42	HARNESS ASSY, WIRING	1	
6	09481-10501	.FUSE (10A)	1	
7	09481-30501	.FUSE (30A)	1	
8	36618-43410	.CAP, OIL PRESSURE SWITCH	1	
9	36615-96300	TERMINAL, RESIN	1	
10	09407-14407	CLAMP (L:145)	2	
11	32916-89L00	COVER, CONNECTOR	1	
12	36617-89L10	BRACKET, HARNESS	1	
13	33634-96J00	CAP, SERVICE CONNECTOR	1	
14	36617-89L30	BRACKET, HARNESS	1	
15	36617-91J00	BRACKET, SWITCH LEAD	1	
16	09403-08404	CLAMP	1	
17	09408-00008	CLIP (ID:20)	1	
18	09408-00252	CLAMP	1	
19	09408-00297	CLAMP	1	
20	01550-06127	BOLT	4	
21	01550-06127	BOLT	1	
22	36617-89L40	BRACKET, HARNESS	1	
23	36991-91J00	CLAMP, EMERGENCY SWITCH LEAD	1	

FIG.322E

FIG.322E (1-I-8) HARNESS (DF15A P03)

REF NO.	PART NO.	DESCRIPTION	Q'TY	REMARKS
1	33810-89L02	CABLE, STARTER	1	W/ELECTRIC STARTER
2	09407-14403	CLAMP (L:125)	1	W/ELECTRIC STARTER
3	09407-14407	CLAMP (L:145)	1	W/ELECTRIC STARTER
4	01547-06167	BOLT	2	W/ELECTRIC STARTER
5-1	36610-89L04	HARNESS ASSY, WIRING	1	W/ELECTRIC STARTER
5-2	36610-89L14	HARNESS ASSY, WIRING	1	W/MANUAL STARTER
6	09481-10501	.FUSE (10A)	1	W/ELECTRIC STARTER
7	09481-30501	.FUSE (30A)	1	W/ELECTRIC STARTER
8	36618-43410	.CAP, OIL PRESSURE SWITCH	1	
9	36615-96300	TERMINAL, RESIN	1	
10	09407-14407	CLAMP (L:145)	4	
11	32916-89L00	COVER, CONNECTOR	1	W/ELECTRIC STARTER
12	36617-89L10	BRACKET, HARNESS	1	W/ELECTRIC STARTER
13	33634-96J00	CAP, SERVICE CONNECTOR	1	
14	36617-89L01	BRACKET, HARNESS	1	
15	36617-91J00	BRACKET, SWITCH LEAD	1	
16	09403-08404	CLAMP	1	
17	09408-00008	CLIP (ID:20)	1	
18	09408-00252	CLAMP	1	
19	09408-00297	CLAMP	1	
20	01550-06127	BOLT	2	
21	01550-06127	BOLT	1	

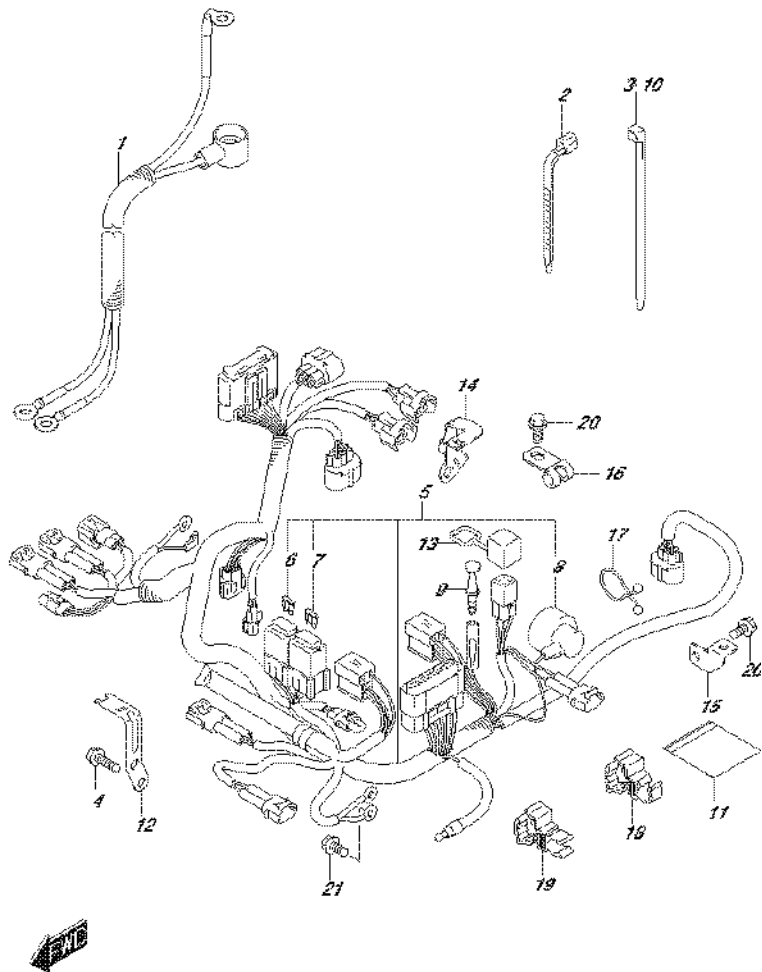


FIG.322F

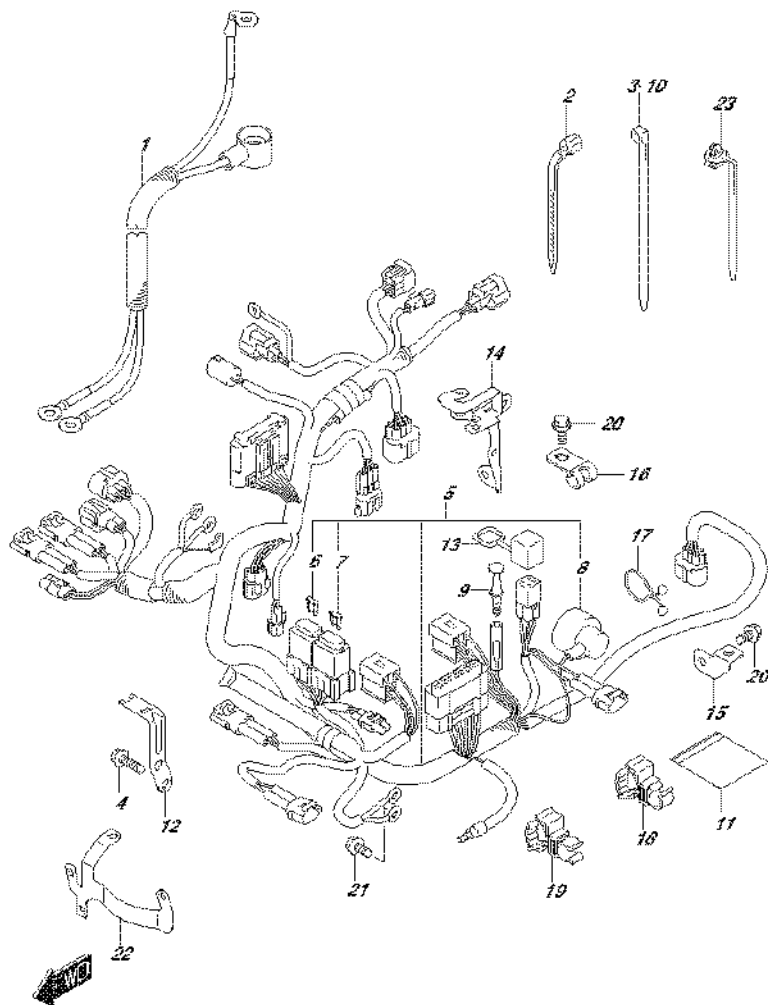


FIG.322F (1-1-9) HARNESS (DF15ATH P03)

REF NO.	PART NO.	DESCRIPTION	Q'TY	REMARKS
1	33810-89L02	CABLE, STARTER	1	
2	09407-14403	CLAMP (L:125)	1	
3	09407-14407	CLAMP (L:145)	1	
4	01547-06167	BOLT	2	
5	36610-89L42	HARNESS ASSY, WIRING	1	
6	09481-10501	.FUSE (10A)	1	
7	09481-30501	.FUSE (30A)	1	
8	36618-43410	.CAP, OIL PRESSURE SWITCH	1	
9	36615-96300	TERMINAL, RESIN	1	
10	09407-14407	CLAMP (L:145)	2	
11	32916-89L00	COVER, CONNECTOR	1	
12	36617-89L10	BRACKET, HARNESS	1	
13	33634-96J00	CAP, SERVICE CONNECTOR	1	
14	36617-89L30	BRACKET, HARNESS	1	
15	36617-91J00	BRACKET, SWITCH LEAD	1	
16	09403-08404	CLAMP	1	
17	09408-00008	CLIP (ID:20)	1	
18	09408-00252	CLAMP	1	
19	09408-00297	CLAMP	1	
20	01550-06127	BOLT	4	
21	01550-06127	BOLT	1	
22	36617-89L40	BRACKET, HARNESS	1	
23	36991-91J00	CLAMP, EMERGENCY SWITCH LEAD	1	

FIG.322G

FIG.322G (1-I-10) HARNESS (DF20A P03)

REF NO.	PART NO.	DESCRIPTION	Q'TY	REMARKS
1	33810-89L02	CABLE, STARTER	1	W/ELECTRIC STARTER
2	09407-14403	CLAMP (L:125)	1	W/ELECTRIC STARTER
3	09407-14407	CLAMP (L:145)	1	W/ELECTRIC STARTER
4	01547-06167	BOLT	2	W/ELECTRIC STARTER
5-1	36610-89L04	HARNESS ASSY, WIRING	1	W/ELECTRIC STARTER
5-2	36610-89L14	HARNESS ASSY, WIRING	1	W/MANUAL STARTER
6	09481-10501	.FUSE (10A)	1	W/ELECTRIC STARTER
7	09481-30501	.FUSE (30A)	1	W/ELECTRIC STARTER
8	36618-43410	.CAP, OIL PRESSURE SWITCH	1	
9	36615-96300	TERMINAL, RESIN	1	
10	09407-14407	CLAMP (L:145)	4	
11	32916-89L00	COVER, CONNECTOR	1	W/ELECTRIC STARTER
12	36617-89L10	BRACKET, HARNESS	1	W/ELECTRIC STARTER
13	33634-96J00	CAP, SERVICE CONNECTOR	1	
14	36617-89L01	BRACKET, HARNESS	1	
15	36617-91J00	BRACKET, SWITCH LEAD	1	
16	09403-08404	CLAMP	1	
17	09408-00008	CLIP (ID:20)	1	
18	09408-00252	CLAMP	1	
19	09408-00297	CLAMP	1	
20	01550-06127	BOLT	2	
21	01550-06127	BOLT	1	

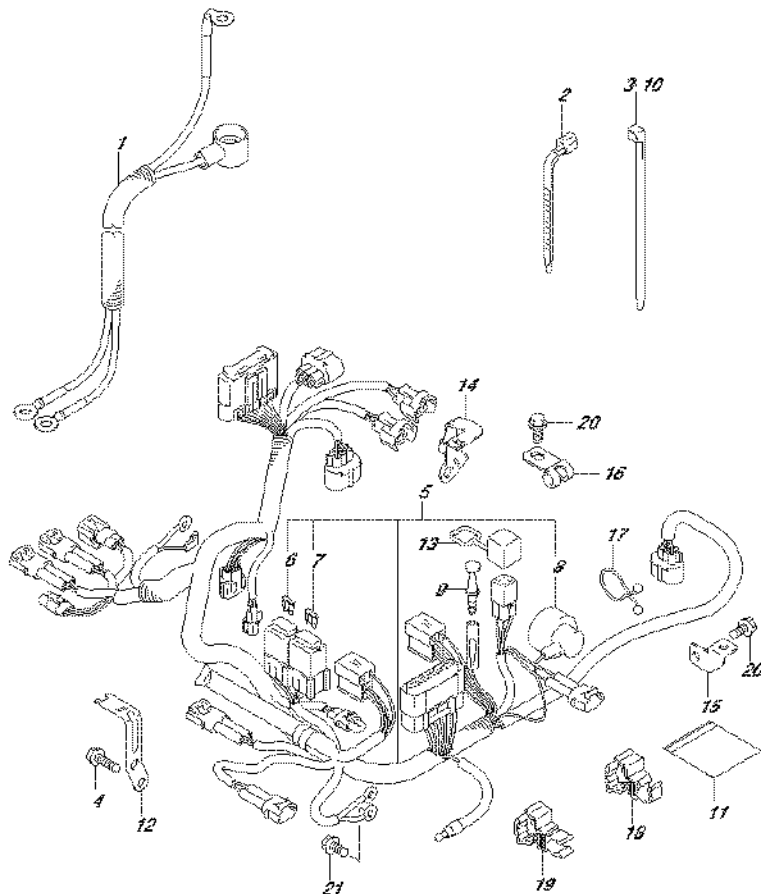


FIG.322H

FIG.322H (1-I-11) HARNESS (DF20AR P03)

REF NO.	PART NO.	DESCRIPTION	Q'TY	REMARKS
1	33810-89L02	CABLE, STARTER	1	
2	36610-89L23	HARNESS ASSY, WIRING	1	
3	09481-10501	.FUSE (10A)	1	
4	09481-30501	.FUSE (30A)	1	
5	36618-43410	.CAP, OIL PRESSURE SWITCH	1	
6	09407-14407	CLAMP (L:145)	4	
7	32916-89L00	COVER, CONNECTOR	1	
8	33634-96J00	CAP, SERVICE CONNECTOR	1	
9	36617-89L01	BRACKET, HARNESS	1	
10	36617-91J00	BRACKET, SWITCH LEAD	1	
11	09403-08404	CLAMP	1	
12	09408-00008	CLIP (ID:20)	1	
13	09408-00296	CLAMP	1	
14	09408-00297	CLAMP	1	
15	01550-06127	BOLT	2	
16	01550-06127	BOLT	1	
17-1	36620-93J10	WIRE ASSY, REMOCON EXTENSION	1	OPT L:2000
17-2	36620-93J40	WIRE ASSY, REMOCON EXTENSION	1	OPT L:3000

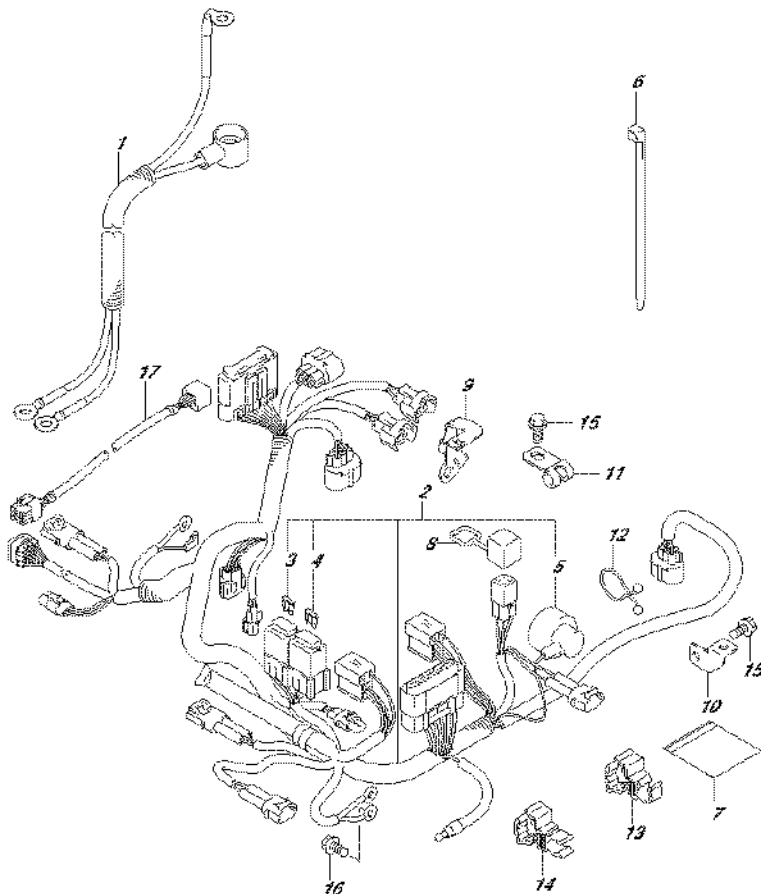


FIG.322J

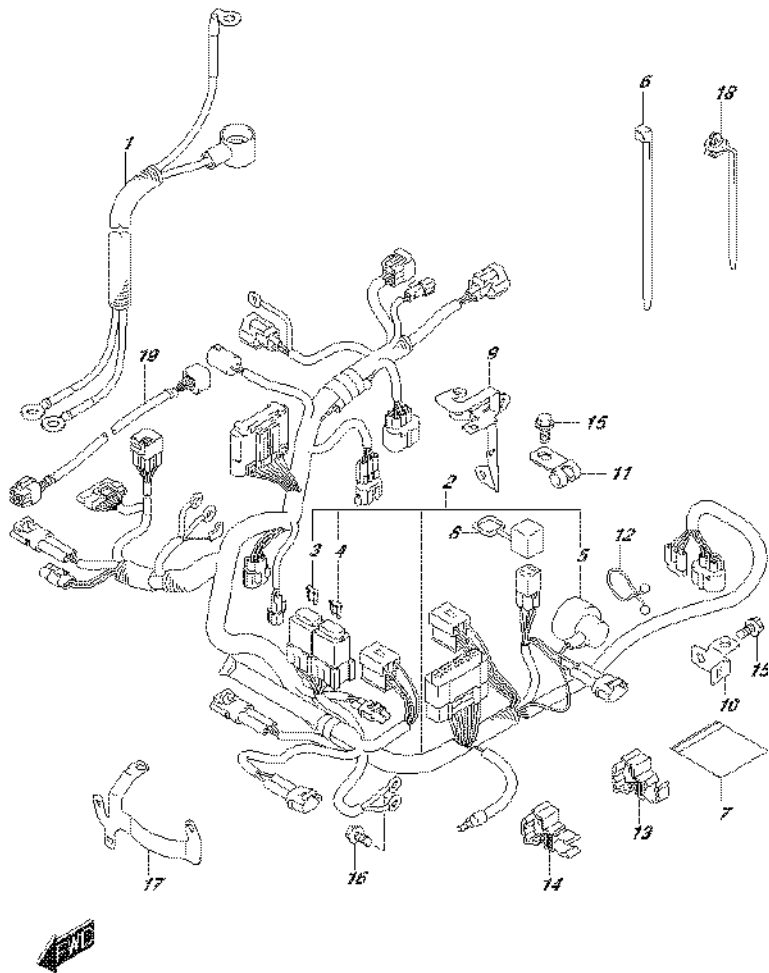


FIG.322J (1-I-12) HARNESS (DF20AT P03)

REF NO.	PART NO.	DESCRIPTION	Q'TY	REMARKS
1	33810-89L02	CABLE, STARTER	1	
2	36610-89L52	HARNESS ASSY, WIRING	1	
3	09481-10501	.FUSE (10A)	1	
4	09481-30501	.FUSE (30A)	1	
5	36618-43410	.CAP, OIL PRESSURE SWITCH	1	
6	09407-14407	CLAMP (L:145)	2	
7	32916-89L00	COVER, CONNECTOR	1	
8	33634-96J00	CAP, SERVICE CONNECTOR	1	
9	36617-89L30	BRACKET, HARNESS	1	
10	36617-89L20	BRACKET, SWITCH LEAD	1	
11	09403-08404	CLAMP	1	
12	09408-00024	CLIP (ID:23)	1	
13	09408-00296	CLAMP	1	
14	09408-00297	CLAMP	1	
15	01550-06127	BOLT	4	
16	01550-06127	BOLT	1	
17	36617-89L40	BRACKET, HARNESS	1	
18	36991-91J00	CLAMP, EMERGENCY SWITCH LEAD	1	
19-1	36620-93J10	WIRE ASSY, REMOCON EXTENSION	1	OPT L:2000
19-2	36620-93J40	WIRE ASSY, REMOCON EXTENSION	1	OPT L:3000

FIG.322K

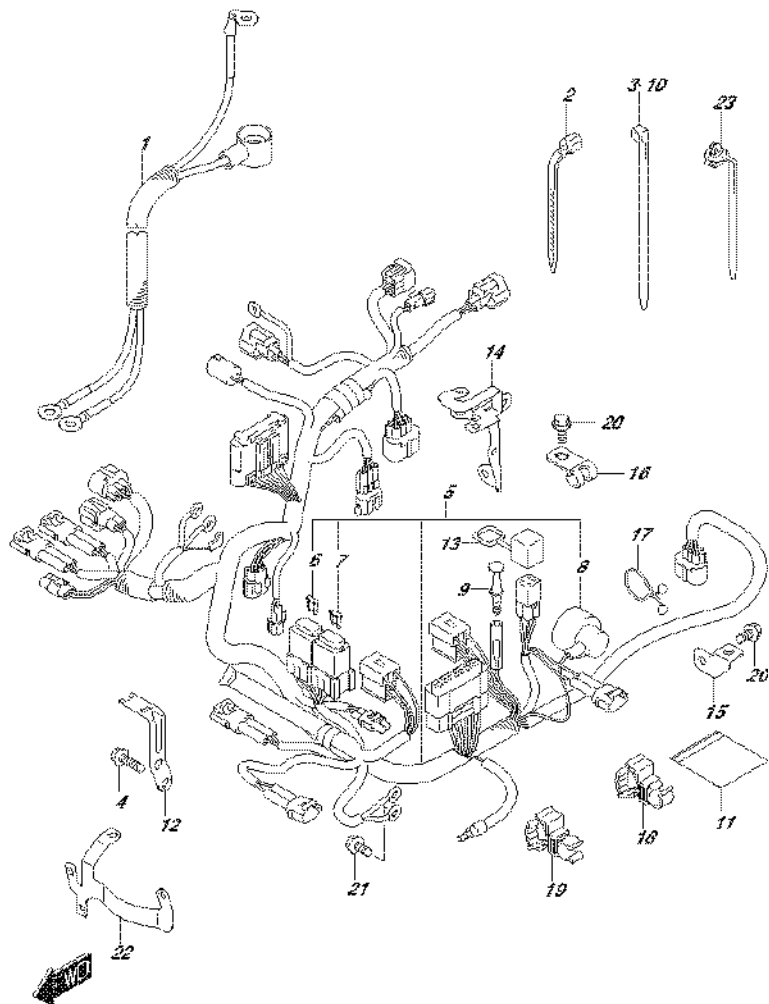


FIG.322K (1-I-13) HARNESS (DF20ATH P03)

REF NO.	PART NO.	DESCRIPTION	Q'TY	REMARKS
1	33810-89L02	CABLE, STARTER	1	
2	09407-14403	CLAMP (L:125)	1	
3	09407-14407	CLAMP (L:145)	1	
4	01547-06167	BOLT	2	
5	36610-89L42	HARNESS ASSY, WIRING	1	
6	09481-10501	.FUSE (10A)	1	
7	09481-30501	.FUSE (30A)	1	
8	36618-43410	.CAP, OIL PRESSURE SWITCH	1	
9	36615-96300	TERMINAL, RESIN	1	
10	09407-14407	CLAMP (L:145)	2	
11	32916-89L00	COVER, CONNECTOR	1	
12	36617-89L10	BRACKET, HARNESS	1	
13	33634-96J00	CAP, SERVICE CONNECTOR	1	
14	36617-89L30	BRACKET, HARNESS	1	
15	36617-91J00	BRACKET, SWITCH LEAD	1	
16	09403-08404	CLAMP	1	
17	09408-00008	CLIP (ID:20)	1	
18	09408-00252	CLAMP	1	
19	09408-00297	CLAMP	1	
20	01550-06127	BOLT	4	
21	01550-06127	BOLT	1	
22	36617-89L40	BRACKET, HARNESS	1	
23	36991-91J00	CLAMP, EMERGENCY SWITCH LEAD	1	

FIG.327A

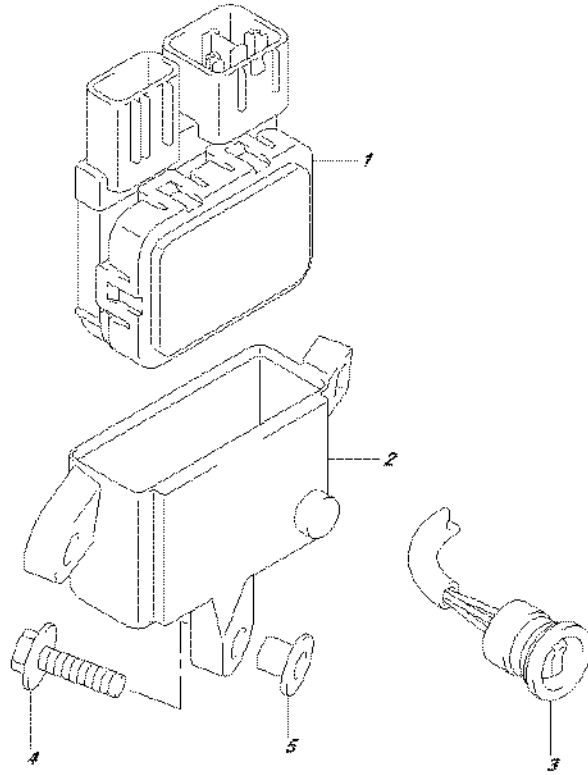


FIG.327A (1-I-14) PTT SWITCH (DF9.9BT P03)

REF NO.	PART NO.	DESCRIPTION	Q'TY	REMARKS
1	38410-93J20	RELAY ASSY, PTT	1	
2	38415-89L00	HOLDER, PTT RELAY	1	
3	37850-99E04	SWITCH ASSY, PTT	1	
4	09116-06202	BOLT (6X25)	2	
5	09169-06062	WASHER	2	



FIG.327B

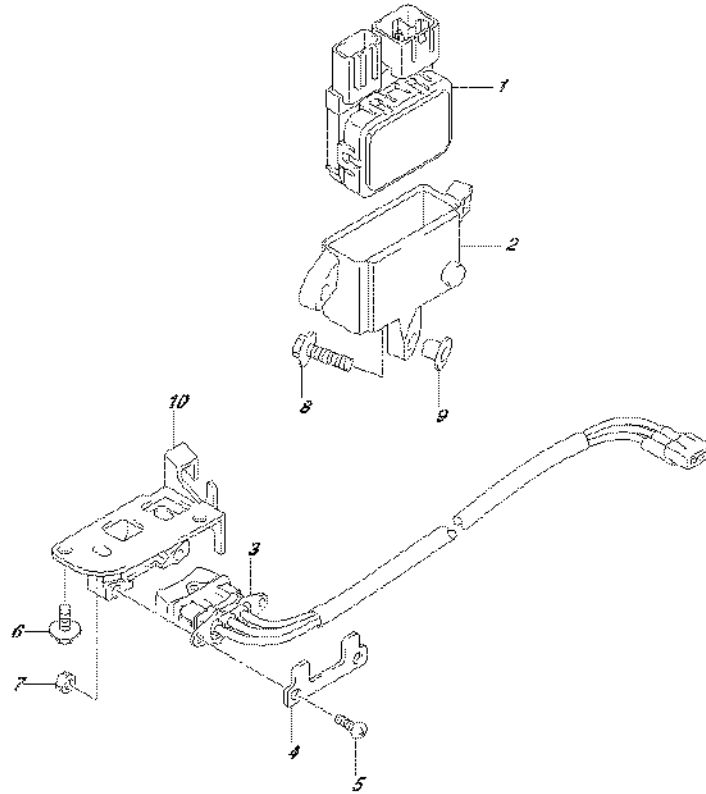


FIG.327B (1-I-15) PTT SWITCH (DF9.9BTH P03)

REF NO.	PART NO.	DESCRIPTION	Q'TY	REMARKS
1	38410-93J20	RELAY ASSY, PTT	1	
2	38415-89L00	HOLDER, PTT RELAY	1	
3	37850-94JA2	SWITCH ASSY, PTT	1	
4	37852-94JA0	PLATE, PTT SWITCH	1	
5	09125-05046	SCREW (5X12)	2	
6	29103-93J00	BOLT, PTT SW BRACKET (6X12)	2	
7	09140-05005	NUT	2	
8	09116-06202	BOLT (6X25)	2	
9	09169-06062	WASHER	2	
10	37851-89L00	HOLDER, PTT SWITCH	1	



FIG.327C

FIG.327C (1-J-2) PTT SWITCH (DF15ATH P03)

REF NO.	PART NO.	DESCRIPTION	Q'TY	REMARKS
1	38410-93J20	RELAY ASSY, PTT	1	
2	38415-89L00	HOLDER, PTT RELAY	1	
3	37850-94JA2	SWITCH ASSY, PTT	1	
4	37852-94JA0	PLATE, PTT SWITCH	1	
5	09125-05046	SCREW (5X12)	2	
6	29103-93J00	BOLT, PTT SW BRACKET (6X12)	2	
7	09140-05005	NUT	2	
8	09116-06202	BOLT (6X25)	2	
9	09169-06062	WASHER	2	
10	37851-89L00	HOLDER, PTT SWITCH	1	

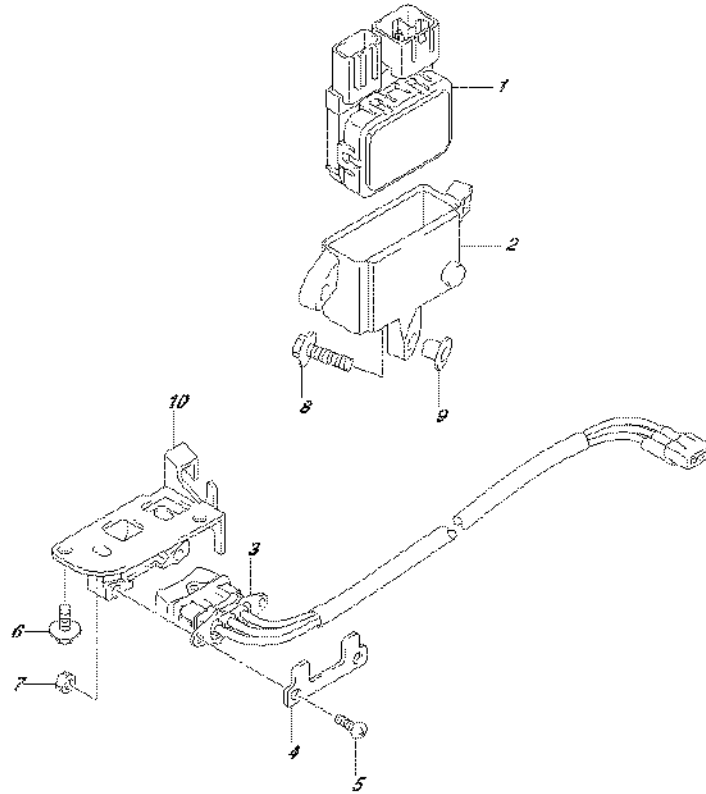


FIG.327D

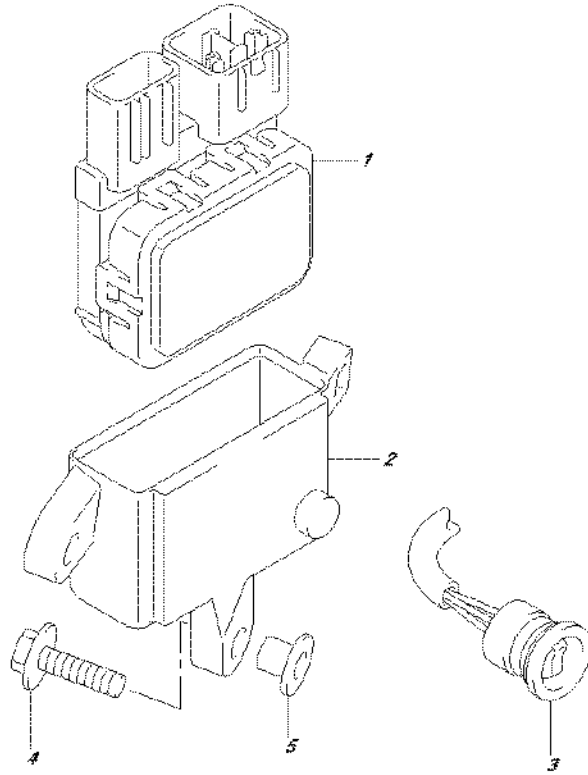
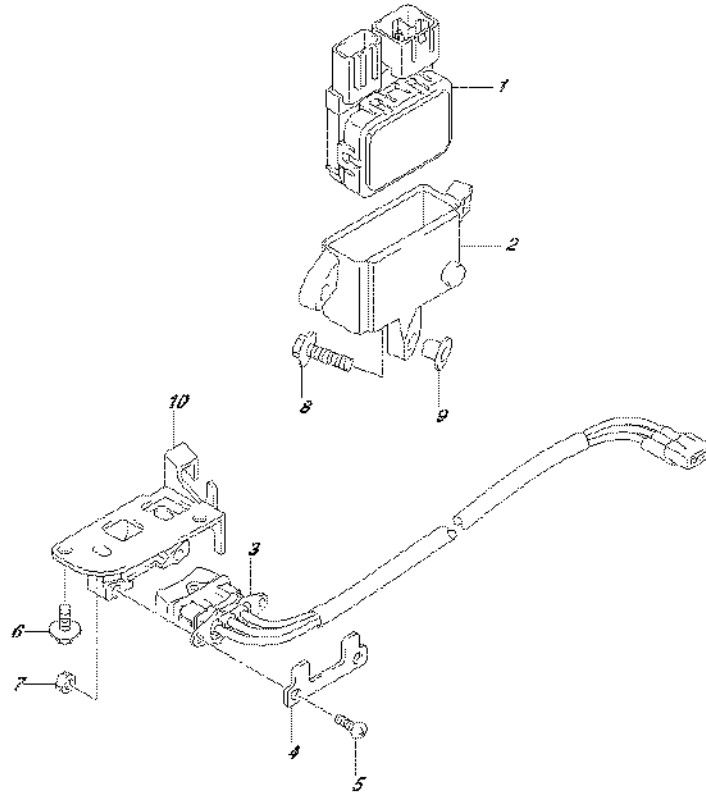


FIG.327D (1-J-3) PTT SWITCH (DF20AT P03)

REF NO.	PART NO.	DESCRIPTION	Q'TY	REMARKS
1	38410-93J20	RELAY ASSY, PTT	1	
2	38415-89L00	HOLDER, PTT RELAY	1	
3	37850-99E04	SWITCH ASSY, PTT	1	
4	09116-06202	BOLT (6X25)	2	
5	09169-06062	WASHER	2	



FIG.327E



DF20A_P03_016_327E
PTT SWITCH

FIG.327E (1-J-4) PTT SWITCH (DF20ATH P03)

REF NO.	PART NO.	DESCRIPTION	Q'TY	REMARKS
1	38410-93J20	RELAY ASSY, PTT	1	
2	38415-89L00	HOLDER, PTT RELAY	1	
3	37850-94JA2	SWITCH ASSY, PTT	1	
4	37852-94JA0	PLATE, PTT SWITCH	1	
5	09125-05046	SCREW (5X12)	2	
6	29103-93J00	BOLT, PTT SW BRACKET (6X12)	2	
7	09140-05005	NUT	2	
8	09116-06202	BOLT (6X25)	2	
9	09169-06062	WASHER	2	
10	37851-89L00	HOLDER, PTT SWITCH	1	

DF20A_P03_016

FIG.334A

FIG.334A (1-J-5) SENSOR/SWITCH (DF9.9B P03)

REF NO.	PART NO.	DESCRIPTION	Q'TY	REMARKS
1	13640-32G20	SENSOR ENGINE, TEMP	1	
2	37820-80002	SWITCH ASSY, OIL PRESSURE	1	
3	36360-99J10	INDICATOR, OIL PRESSURE	1	
4	36367-89L00	LABEL, WARNING	1	
5	37161-89L01	SWITCH ASSY, STARTER MOTOR	1	W/ELECTRIC STARTER
6	37163-89L00	PLUG, STARTING SWITCH HOLE	1	W/MANUAL STARTER
7	37721-89L00	SWITCH ASSY, NEUTRAL	1	
8	37726-89L00	BRACKET, NEUTRAL SWITCH	1	
9	01550-06167	BOLT	1	
10	36616-89L03	HOLDER, CONNECTOR	1	
11	37725-89L01	ACTUATOR, NEUTRAL SWITCH	1	
12	13650-52G00	SENSOR, INLET AIR TEMP	1	
13	13655-89L01	GROMMET, INLET AIR TEMP SENSOR	1	
14	18590-58M00	SENSOR, MAP	1	
15	01550-06207	BOLT	1	

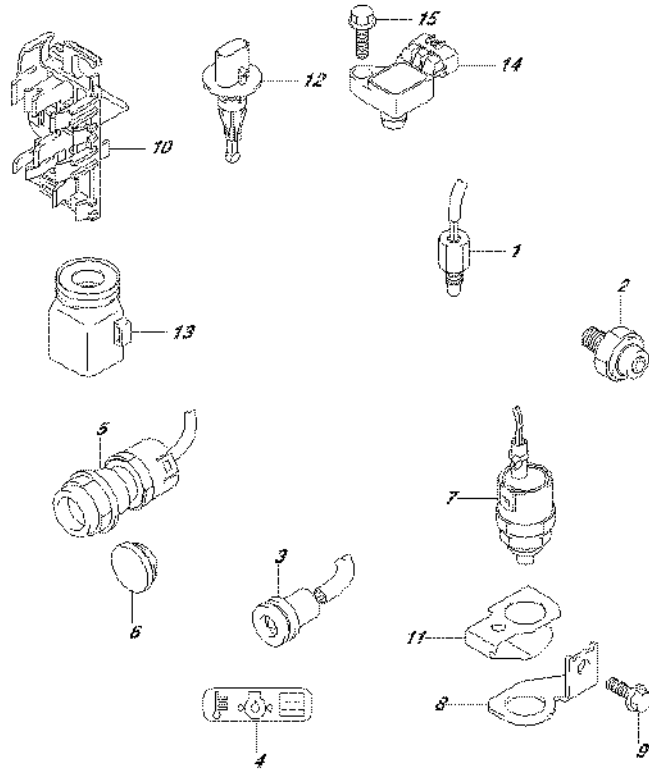


FIG.334B

FIG.334B (1-J-6) SENSOR/SWITCH (DF9.9BR P03)

REF NO.	PART NO.	DESCRIPTION	Q'TY	REMARKS
1	13640-32G20	SENSOR ENGINE, TEMP	1	
2	37820-80002	SWITCH ASSY, OIL PRESSURE	1	
3	36360-99J10	INDICATOR, OIL PRESSURE	1	
4	36367-89L00	LABEL, WARNING	1	
5	37163-89L00	PLUG, STARTING SWITCH HOLE	1	
6	37721-89L00	SWITCH ASSY, NEUTRAL	1	
7	37726-89L00	BRACKET, NEUTRAL SWITCH	1	
8	01550-06167	BOLT	1	
9	36616-89L03	HOLDER, CONNECTOR	1	
10	37725-89L01	ACTUATOR, NEUTRAL SWITCH	1	
11	13650-52G00	SENSOR, INLET AIR TEMP	1	
12	13655-89L01	GROMMET, INLET AIR TEMP SENSOR	1	
13	18590-58M00	SENSOR, MAP	1	
14	01550-06207	BOLT	1	

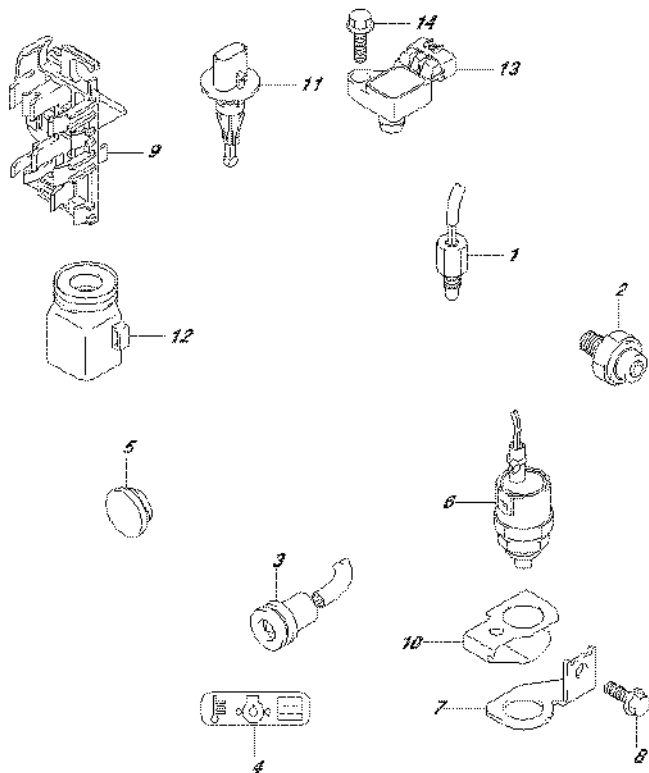


FIG.334C

FIG.334C (1-J-7) SENSOR/SWITCH (DF9.9BT P03)

REF NO.	PART NO.	DESCRIPTION	Q'TY	REMARKS
1	13640-32G20	SENSOR ENGINE, TEMP	1	
2	37820-80002	SWITCH ASSY, OIL PRESSURE	1	
3	36360-99J10	INDICATOR, OIL PRESSURE	1	
4	36367-89L00	LABEL, WARNING	1	
5	37163-89L00	PLUG, STARTING SWITCH HOLE	1	
6	37721-89L00	SWITCH ASSY, NEUTRAL	1	
7	37726-89L00	BRACKET, NEUTRAL SWITCH	1	
8	01550-06167	BOLT	1	
9	36616-89L03	HOLDER, CONNECTOR	1	
10	37725-89L01	ACTUATOR, NEUTRAL SWITCH	1	
11	13650-52G00	SENSOR, INLET AIR TEMP	1	
12	13655-89L01	GROMMET, INLET AIR TEMP SENSOR	1	
13	18590-58M00	SENSOR, MAP	1	
14	01550-06207	BOLT	1	

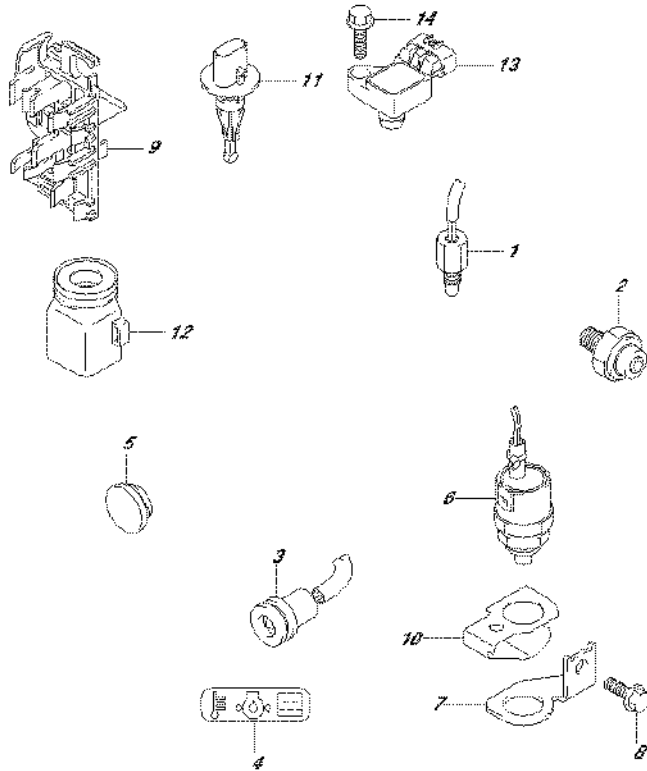
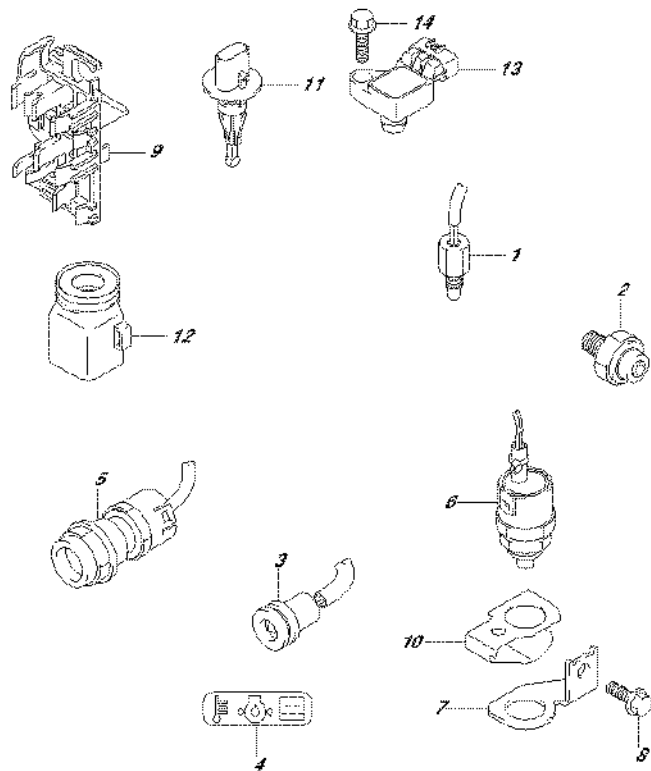


FIG.334D



DF20A_P03_016_334D
SENSOR/SWITCH

FIG.334D (1-J-8) SENSOR/SWITCH (DF9.9BTH P03)

REF NO.	PART NO.	DESCRIPTION	Q'TY	REMARKS
1	13640-32G20	SENSOR ENGINE, TEMP	1	
2	37820-80002	SWITCH ASSY, OIL PRESSURE	1	
3	36360-99J10	INDICATOR, OIL PRESSURE	1	
4	36367-89L00	LABEL, WARNING	1	
5	37161-89L01	SWITCH ASSY, STARTER MOTOR	1	
6	37721-89L00	SWITCH ASSY, NEUTRAL	1	
7	37726-89L00	BRACKET, NEUTRAL SWITCH	1	
8	01550-06167	BOLT	1	
9	36616-89L03	HOLDER, CONNECTOR	1	
10	37725-89L01	ACTUATOR, NEUTRAL SWITCH	1	
11	13650-52G00	SENSOR, INLET AIR TEMP	1	
12	13655-89L01	GROMMET, INLET AIR TEMP SENSOR	1	
13	18590-58M00	SENSOR, MAP	1	
14	01550-06207	BOLT	1	

DF20A_P03_016

FIG.334E

FIG.334E (1-J-9) SENSOR/SWITCH (DF15A P03)

REF NO.	PART NO.	DESCRIPTION	Q'TY	REMARKS
1	13640-32G20	SENSOR ENGINE, TEMP	1	
2	37820-80002	SWITCH ASSY, OIL PRESSURE	1	
3	36360-99J10	INDICATOR, OIL PRESSURE	1	
4	36367-89L00	LABEL, WARNING	1	
5	37161-89L01	SWITCH ASSY, STARTER MOTOR	1	W/ELECTRIC STARTER
6	37163-89L00	PLUG, STARTING SWITCH HOLE	1	W/MANUAL STARTER
7	37721-89L00	SWITCH ASSY, NEUTRAL	1	
8	37726-89L00	BRACKET, NEUTRAL SWITCH	1	
9	01550-06167	BOLT	1	
10	36616-89L03	HOLDER, CONNECTOR	1	
11	37725-89L01	ACTUATOR, NEUTRAL SWITCH	1	
12	13650-52G00	SENSOR, INLET AIR TEMP	1	
13	13655-89L01	GROMMET, INLET AIR TEMP SENSOR	1	
14	18590-58M00	SENSOR, MAP	1	
15	01550-06207	BOLT	1	

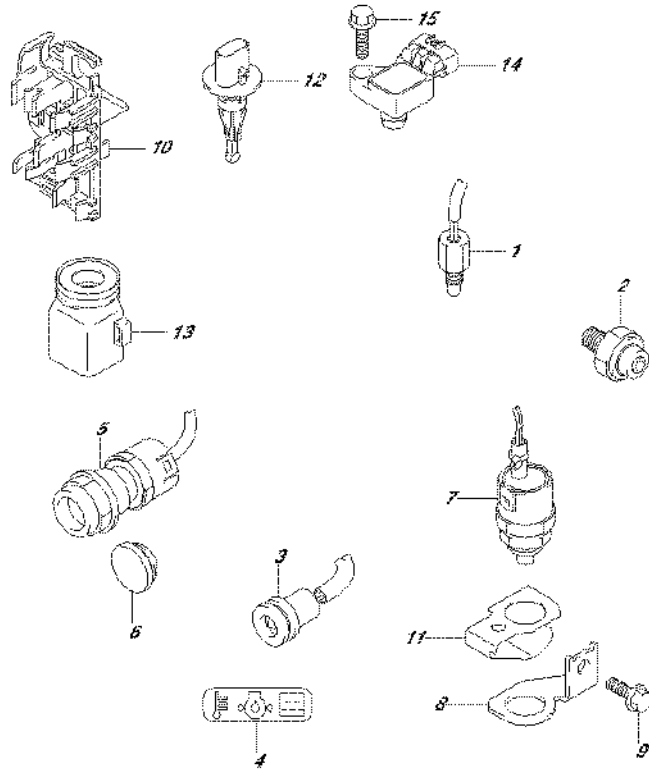


FIG.334F

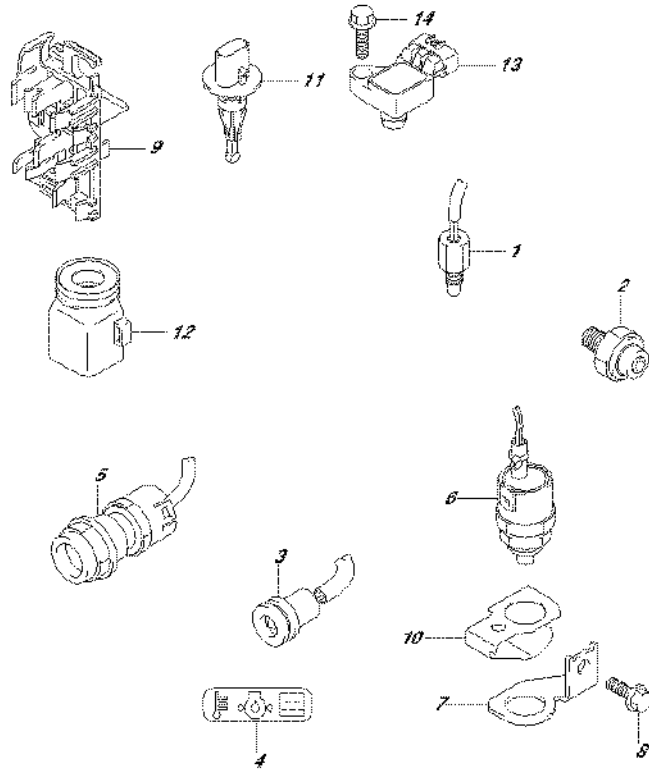
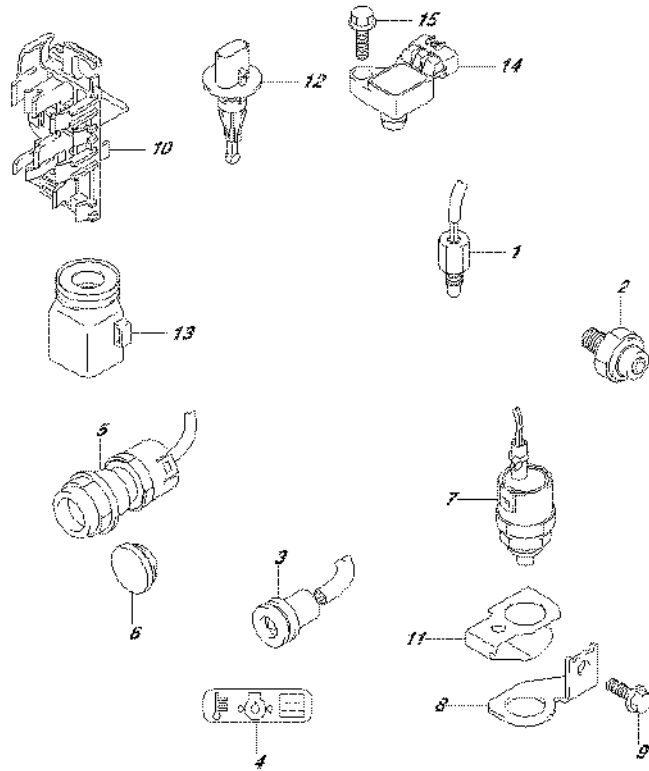


FIG.334F (1-J-10) SENSOR/SWITCH (DF15ATH P03)

REF NO.	PART NO.	DESCRIPTION	Q'TY	REMARKS
1	13640-32G20	SENSOR ENGINE, TEMP	1	
2	37820-80002	SWITCH ASSY, OIL PRESSURE	1	
3	36360-99J10	INDICATOR, OIL PRESSURE	1	
4	36367-89L00	LABEL, WARNING	1	
5	37161-89L01	SWITCH ASSY, STARTER MOTOR	1	
6	37721-89L00	SWITCH ASSY, NEUTRAL	1	
7	37726-89L00	BRACKET, NEUTRAL SWITCH	1	
8	01550-06167	BOLT	1	
9	36616-89L03	HOLDER, CONNECTOR	1	
10	37725-89L01	ACTUATOR, NEUTRAL SWITCH	1	
11	13650-52G00	SENSOR, INLET AIR TEMP	1	
12	13655-89L01	GROMMET, INLET AIR TEMP SENSOR	1	
13	18590-58M00	SENSOR, MAP	1	
14	01550-06207	BOLT	1	

FIG.334G



DF20A_P03_016_334G
SENSOR/SWITCH

FIG.334G (1-J-11) SENSOR/SWITCH (DF20A P03)

REF NO.	PART NO.	DESCRIPTION	Q'TY	REMARKS
1	13640-32G20	SENSOR ENGINE, TEMP	1	
2	37820-80002	SWITCH ASSY, OIL PRESSURE	1	
3	36360-99J10	INDICATOR, OIL PRESSURE	1	
4	36367-89L00	LABEL, WARNING	1	
5	37161-89L01	SWITCH ASSY, STARTER MOTOR	1	W/ELECTRIC STARTER
6	37163-89L00	PLUG, STARTING SWITCH HOLE	1	W/MANUAL STARTER
7	37721-89L00	SWITCH ASSY, NEUTRAL	1	
8	37726-89L00	BRACKET, NEUTRAL SWITCH	1	
9	01550-06167	BOLT	1	
10	36616-89L03	HOLDER, CONNECTOR	1	
11	37725-89L01	ACTUATOR, NEUTRAL SWITCH	1	
12	13650-52G00	SENSOR, INLET AIR TEMP	1	
13	13655-89L01	GROMMET, INLET AIR TEMP SENSOR	1	
14	18590-58M00	SENSOR, MAP	1	
15	01550-06207	BOLT	1	

DF20A_P03_016

FIG.334H

FIG.334H (1-J-12) SENSOR/SWITCH (DF20AR P03)

REF NO.	PART NO.	DESCRIPTION	Q'TY	REMARKS
1	13640-32G20	SENSOR ENGINE, TEMP	1	
2	37820-80002	SWITCH ASSY, OIL PRESSURE	1	
3	36360-99J10	INDICATOR, OIL PRESSURE	1	
4	36367-89L00	LABEL, WARNING	1	
5	37163-89L00	PLUG, STARTING SWITCH HOLE	1	
6	37721-89L00	SWITCH ASSY, NEUTRAL	1	
7	37726-89L00	BRACKET, NEUTRAL SWITCH	1	
8	01550-06167	BOLT	1	
9	36616-89L03	HOLDER, CONNECTOR	1	
10	37725-89L01	ACTUATOR, NEUTRAL SWITCH	1	
11	13650-52G00	SENSOR, INLET AIR TEMP	1	
12	13655-89L01	GROMMET, INLET AIR TEMP SENSOR	1	
13	18590-58M00	SENSOR, MAP	1	
14	01550-06207	BOLT	1	

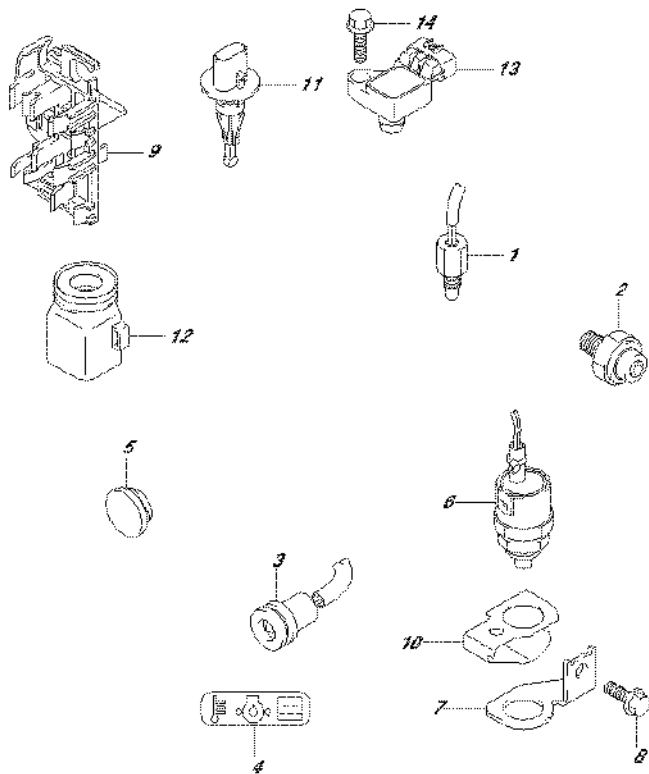


FIG.334J

FIG.334J (1-J-13) SENSOR/SWITCH (DF20AT P03)

REF NO.	PART NO.	DESCRIPTION	Q'TY	REMARKS
1	13640-32G20	SENSOR ENGINE, TEMP	1	
2	37820-80002	SWITCH ASSY, OIL PRESSURE	1	
3	36360-99J10	INDICATOR, OIL PRESSURE	1	
4	36367-89L00	LABEL, WARNING	1	
5	37163-89L00	PLUG, STARTING SWITCH HOLE	1	
6	37721-89L00	SWITCH ASSY, NEUTRAL	1	
7	37726-89L00	BRACKET, NEUTRAL SWITCH	1	
8	01550-06167	BOLT	1	
9	36616-89L03	HOLDER, CONNECTOR	1	
10	37725-89L01	ACTUATOR, NEUTRAL SWITCH	1	
11	13650-52G00	SENSOR, INLET AIR TEMP	1	
12	13655-89L01	GROMMET, INLET AIR TEMP SENSOR	1	
13	18590-58M00	SENSOR, MAP	1	
14	01550-06207	BOLT	1	

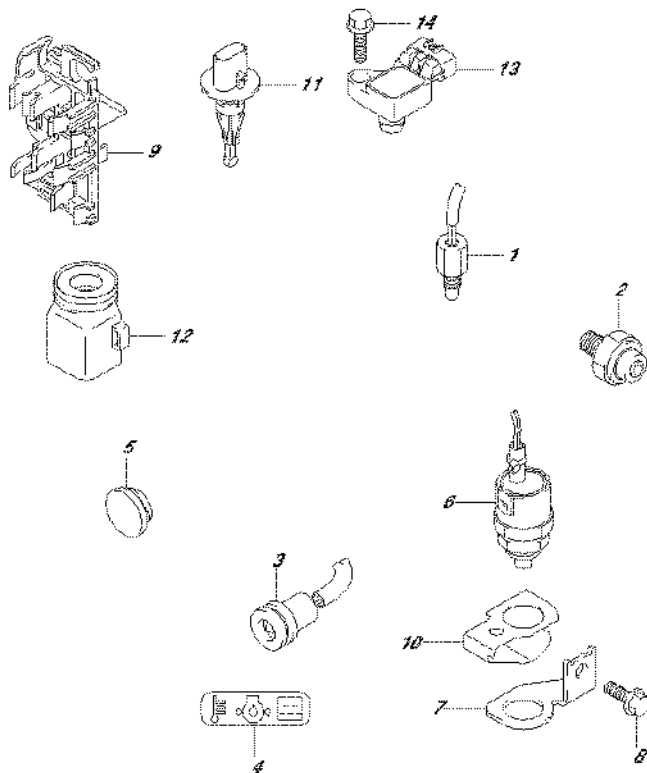


FIG.334K

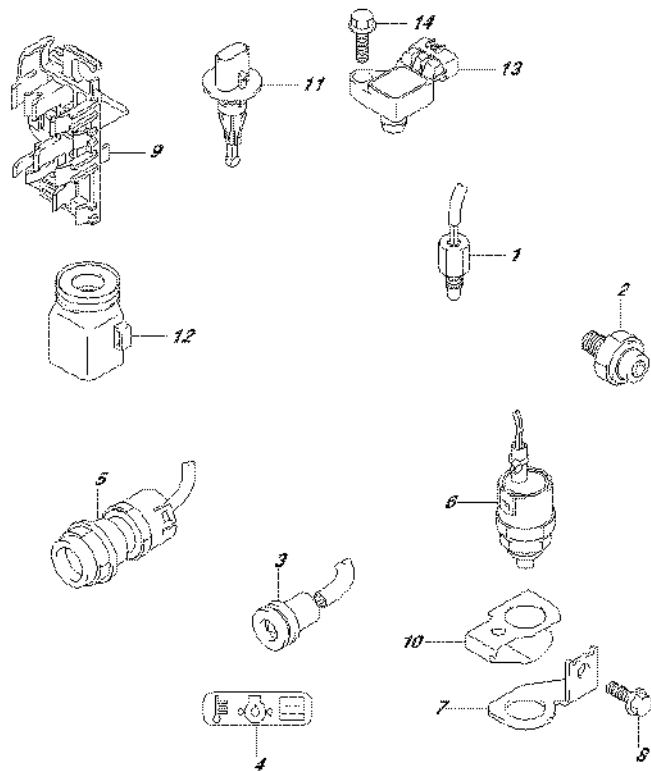
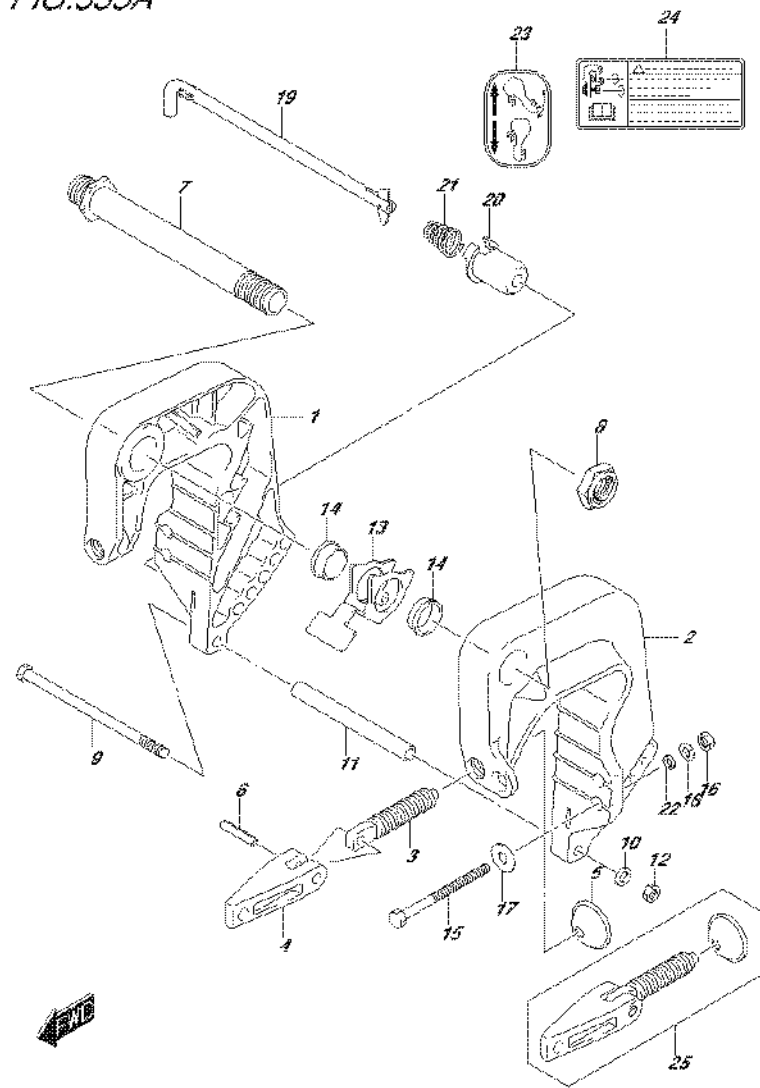


FIG.334K (1-J-14) SENSOR/SWITCH (DF20ATH P03)

REF NO.	PART NO.	DESCRIPTION	Q'TY	REMARKS
1	13640-32G20	SENSOR ENGINE, TEMP	1	
2	37820-80002	SWITCH ASSY, OIL PRESSURE	1	
3	36360-99J10	INDICATOR, OIL PRESSURE	1	
4	36367-89L00	LABEL, WARNING	1	
5	37161-89L01	SWITCH ASSY, STARTER MOTOR	1	
6	37721-89L00	SWITCH ASSY, NEUTRAL	1	
7	37726-89L00	BRACKET, NEUTRAL SWITCH	1	
8	01550-06167	BOLT	1	
9	36616-89L03	HOLDER, CONNECTOR	1	
10	37725-89L01	ACTUATOR, NEUTRAL SWITCH	1	
11	13650-52G00	SENSOR, INLET AIR TEMP	1	
12	13655-89L01	GROMMET, INLET AIR TEMP SENSOR	1	
13	18590-58M00	SENSOR, MAP	1	
14	01550-06207	BOLT	1	

FIG.335A



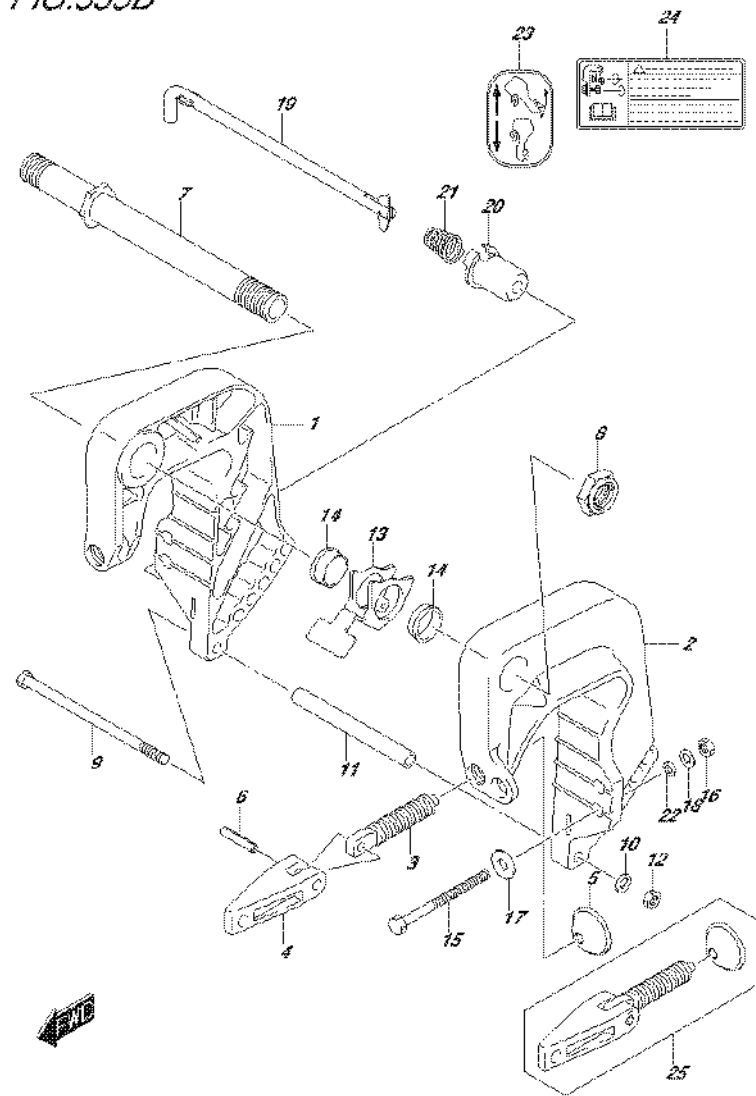
DF20A_P03_016_335A
CLAMP BRACKET

FIG.335A (1-J-15) CLAMP BRACKET (DF9.9B P03)

REF NO.	PART NO.	DESCRIPTION	Q'TY	REMARKS
1	41111-89L00-OEP	BRACKET, CLAMP STBD (BLACK)	1	
2	41121-89L00-OEP	BRACKET, CLAMP PORT (BLACK)	1	
3	41211-99JL0	SCREW, CLAMP	2	
4	41212-91J00	HANDLE, CLAMP	2	
5	41213-94J01	PLATE, CLAMP	2	
6	09205-06021	SPRING PIN (6X25)	2	
7	41130-90L00	SHAFT, CLAMP BRACKET	1	
8	09159-22006	NUT	1	
9	09100-06178	BOLT (6X150)	1	
10	09160-06082	WASHER (6.5X13X1.0)	1	
11	09180-06366	SPACER (6.5X10.5X114)	1	
12	29141-93J00	NUT, CLAMP BRKT LOWER (M6)	1	
13	45261-89L00	LEVER, RELEASE	1	
14	09306-22006	BUSH (22.6X27X8)	2	
15	09100-08311	BOLT (8X90)	2	
16	09140-08023-XC0	NUT	2	
17	09160-08081	WASHER (8.5X23X1.5)	2	
18	29162-93J10	WASHER, TRANSOM BOLT LOCK	2	
19	45420-89L00	PIN, TILT LOCK	1	
20	45425-94J01	STOPPER, TILT LOCK PIN	1	
21	09441-17001	SPRING	1	
22	09160-08170	WASHER (8.5X16X2)	2	
23	45269-89L00	MARK, REVERSE LOCK	1	
24	69911-91J50	MARK, CLAMP BRACKET	1	
25	41210-99JL1	SCREW SET, CLAMP	1	OPT

DF20A_P03_016

FIG.335B



DF20A_P03_016_335B
CLAMP BRACKET

FIG.335B (1-K-2) CLAMP BRACKET (DF9.9BR P03)

REF NO.	PART NO.	DESCRIPTION	Q'TY	REMARKS
1	41111-89L00-OEP	BRACKET, CLAMP STBD (BLACK)	1	
2	41121-89L00-OEP	BRACKET, CLAMP PORT (BLACK)	1	
3	41211-99JL0	SCREW, CLAMP	2	
4	41212-91J00	HANDLE, CLAMP	2	
5	41213-94J01	PLATE, CLAMP	2	
6	09205-06021	SPRING PIN (6X25)	2	
7	41130-89L00	SHAFT, CLAMP BRACKET	1	
8	09159-22006	NUT	1	
9	09100-06178	BOLT (6X150)	1	
10	09160-06082	WASHER (6.5X13X1.0)	1	
11	09180-06366	SPACER (6.5X10.5X114)	1	
12	29141-93J00	NUT, CLAMP BRKT LOWER (M6)	1	
13	45261-89L00	LEVER, RELEASE	1	
14	09306-22006	BUSH (22.6X27X8)	2	
15	09100-08311	BOLT (8X90)	2	
16	09140-08023-XC0	NUT	2	
17	09160-08081	WASHER (8.5X23X1.5)	2	
18	29162-93J10	WASHER, TRANSOM BOLT LOCK	2	
19	45420-89L00	PIN, TILT LOCK	1	
20	45425-94J01	STOPPER, TILT LOCK PIN	1	
21	09441-17001	SPRING	1	
22	09160-08170	WASHER (8.5X16X2)	2	
23	45269-89L00	MARK, REVERSE LOCK	1	
24	69911-91J50	MARK, CLAMP BRACKET	1	
25	41210-99JL1	SCREW SET, CLAMP	1	OPT

DF20A_P03_016

FIG.335C

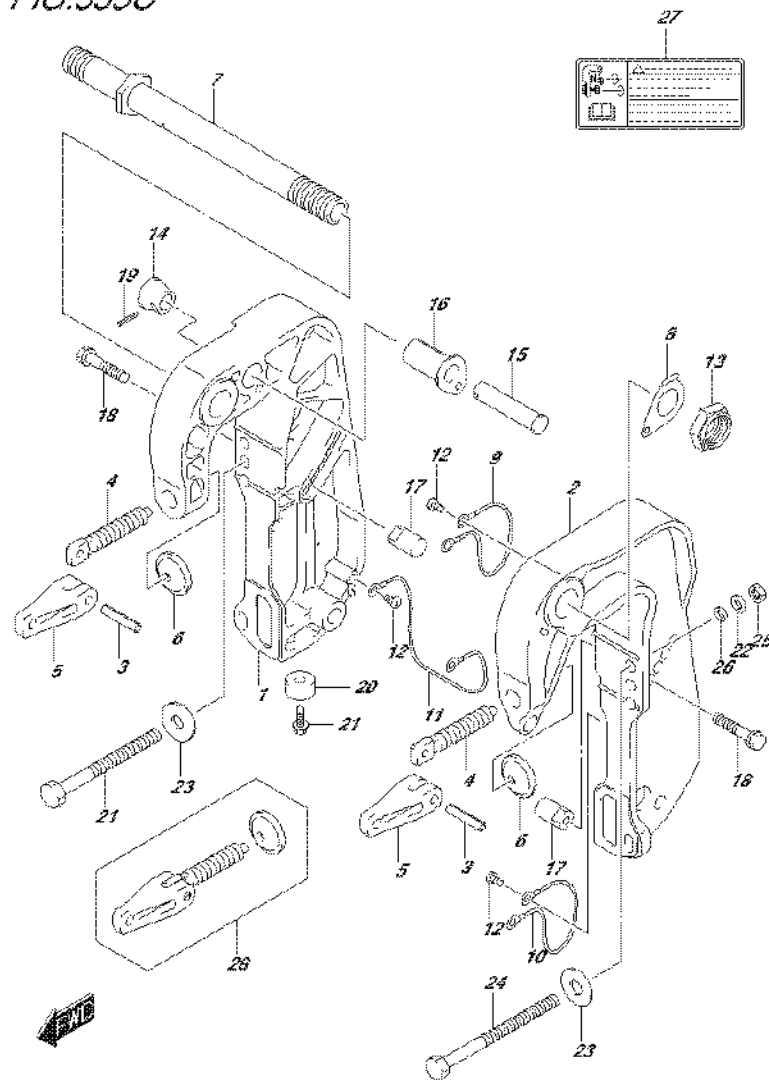
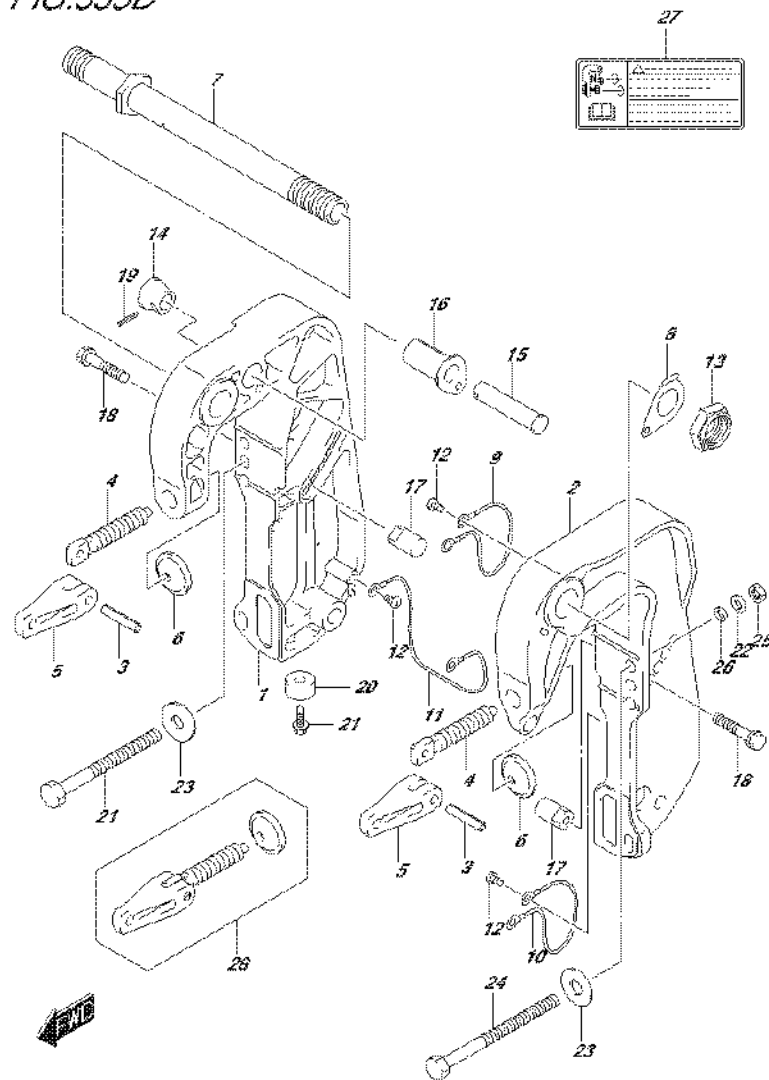


FIG.335C (1-K-3) CLAMP BRACKET (DF9.9BT P03)

REF NO.	PART NO.	DESCRIPTION	Q'TY	REMARKS
1	41111-89LA0-0EP	BRACKET, CLAMP STBD (BLACK)	1	
2	41121-89LA0-0EP	BRACKET, CLAMP PORT (BLACK)	1	
3	09205-06021	SPRING PIN (6X25)	2	
4	41211-95J00	SCREW, CLAMP	2	
5	41212-91J00	HANDLE, CLAMP	2	
6	41213-94J01	PLATE, CLAMP	2	
7	41130-94JA1	SHAFT, CLAMP BRKT	1	
8	41135-93J11	WASHER, CLAMP BRKT SHAFT	1	
9	36894-87D00	LEAD, SWIVEL TO CLAMP	1	
10	36894-87D00	LEAD, PWR TILT TO CLAMP PORT	1	
11	36895-87D01	LEAD, PWR TILT TO CLAMP STBD	1	
12	09125-06063	SCREW (6X10)	5	
13	09159-22006	NUT	1	
14	41221-94JA0	KNOB, TILT STOPPER	1	
15	41222-94JA0	PIN, TILT STOPPER	1	
16	41226-94JA0	BUSH, TILT STOPPER	1	
17	45421-94JA0	PIN, TILT LOCK	2	
18	09116-08128	BOLT (8X40)	2	
19	09205-03004	SPRING PIN (3X20)	1	
20-1	55321-87J01	ANODE, PROTECTION	2	
20-2	55321-87J11	ANODE(MAGNESIUM)	1	OPT
21	09103-06319	BOLT (6X14)	2	
22	29162-93J10	WASHER, TRANSOM BOLT LOCK	2	
23	09160-08081	WASHER (8.5X23X1.5)	2	
24	09100-08311	BOLT (8X90)	2	
25	09140-08023-XC0	NUT	2	
26	09160-08170	WASHER (8.5X16X2)	2	
27	69911-91J50	MARK, CLAMP BRACKET	1	
28	41210-89LA0	SCREW SET, CLAMP	1	OPT

FIG.335D



DF20A_P03_016_335D
CLAMP BRACKET

FIG.335D (1-K-4) CLAMP BRACKET (DF9.9BTH P03)

REF NO.	PART NO.	DESCRIPTION	Q'TY	REMARKS
1	41111-89LA0-0EP	BRACKET, CLAMP STBD (BLACK)	1	
2	41121-89LA0-0EP	BRACKET, CLAMP PORT (BLACK)	1	
3	09205-06021	SPRING PIN (6X25)	2	
4	41211-95J00	SCREW, CLAMP	2	
5	41212-91J00	HANDLE, CLAMP	2	
6	41213-94J01	PLATE, CLAMP	2	
7	41130-94JA1	SHAFT, CLAMP BRKT	1	
8	41135-93J11	WASHER, CLAMP BRKT SHAFT	1	
9	36894-87D00	LEAD, SWIVEL TO CLAMP	1	
10	36894-87D00	LEAD, PWR TILT TO CLAMP PORT	1	
11	36895-87D01	LEAD, PWR TILT TO CLAMP STBD	1	
12	09125-06063	SCREW (6X10)	5	
13	09159-22006	NUT	1	
14	41221-94JA0	KNOB, TILT STOPPER	1	
15	41222-94JA0	PIN, TILT STOPPER	1	
16	41226-94JA0	BUSH, TILT STOPPER	1	
17	45421-94JA0	PIN, TILT LOCK	2	
18	09116-08128	BOLT (8X40)	2	
19	09205-03004	SPRING PIN (3X20)	1	
20-1	55321-87J01	ANODE, PROTECTION	2	
20-2	55321-87J11	ANODE(MAGNESIUM)	1	OPT
21	09103-06319	BOLT (6X14)	2	
22	29162-93J10	WASHER, TRANSOM BOLT LOCK	2	
23	09160-08081	WASHER (8.5X23X1.5)	2	
24	09100-08311	BOLT (8X90)	2	
25	09140-08023-XC0	NUT	2	
26	09160-08170	WASHER (8.5X16X2)	2	
27	69911-91J50	MARK, CLAMP BRACKET	1	
28	41210-89LA0	SCREW SET, CLAMP	1	OPT

DF20A_P03_016

FIG.335E

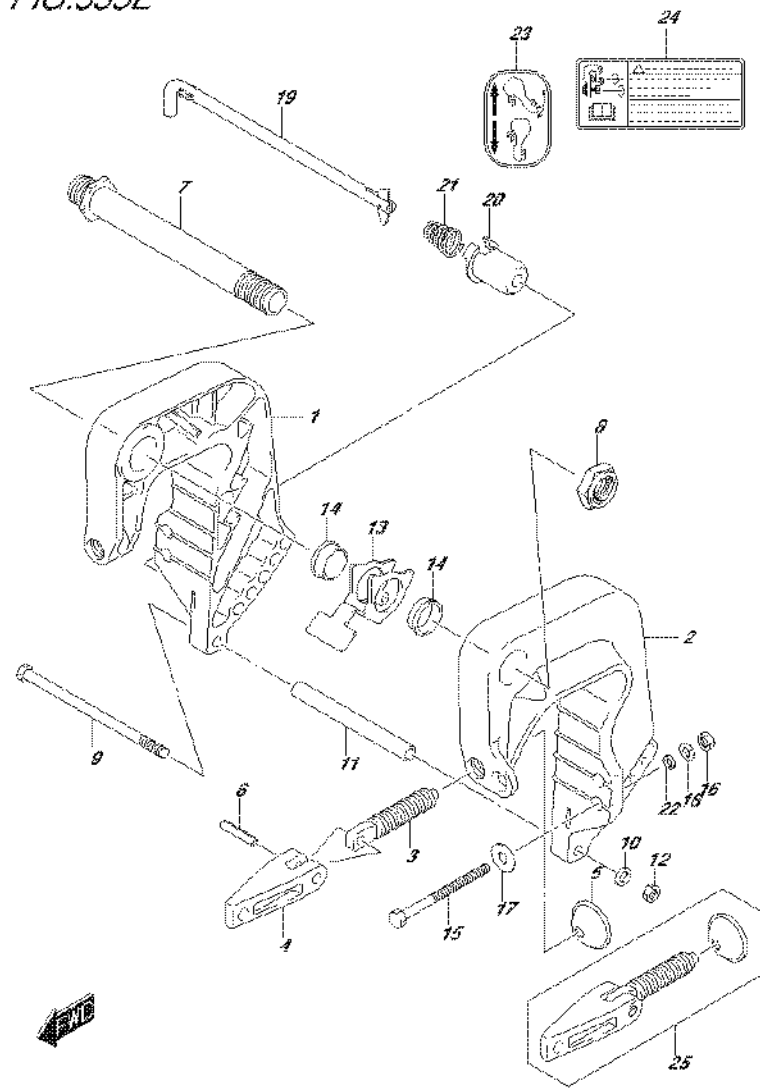


FIG.335E (1-K-5) CLAMP BRACKET (DF15A P03)

REF NO.	PART NO.	DESCRIPTION	Q'TY	REMARKS
1	41111-89L00-OEP	BRACKET, CLAMP STBD (BLACK)	1	
2	41121-89L00-OEP	BRACKET, CLAMP PORT (BLACK)	1	
3	41211-99JL0	SCREW, CLAMP	2	
4	41212-91J00	HANDLE, CLAMP	2	
5	41213-94J01	PLATE, CLAMP	2	
6	09205-06021	SPRING PIN (6X25)	2	
7	41130-90L00	SHAFT, CLAMP BRACKET	1	
8	09159-22006	NUT	1	
9	09100-06178	BOLT (6X150)	1	
10	09160-06082	WASHER (6.5X13X1.0)	1	
11	09180-06366	SPACER (6.5X10.5X114)	1	
12	29141-93J00	NUT, CLAMP BRKT LOWER (M6)	1	
13	45261-89L00	LEVER, RELEASE	1	
14	09306-22006	BUSH (22.6X27X8)	2	
15	09100-08311	BOLT (8X90)	2	
16	09140-08023-XC0	NUT	2	
17	09160-08081	WASHER (8.5X23X1.5)	2	
18	29162-93J10	WASHER, TRANSOM BOLT LOCK	2	
19	45420-89L00	PIN, TILT LOCK	1	
20	45425-94J01	STOPPER, TILT LOCK PIN	1	
21	09441-17001	SPRING	1	
22	09160-08170	WASHER (8.5X16X2)	2	
23	45269-89L00	MARK, REVERSE LOCK	1	
24	69911-91J50	MARK, CLAMP BRACKET	1	
25	41210-99JL1	SCREW SET, CLAMP	1	OPT

FIG.335F

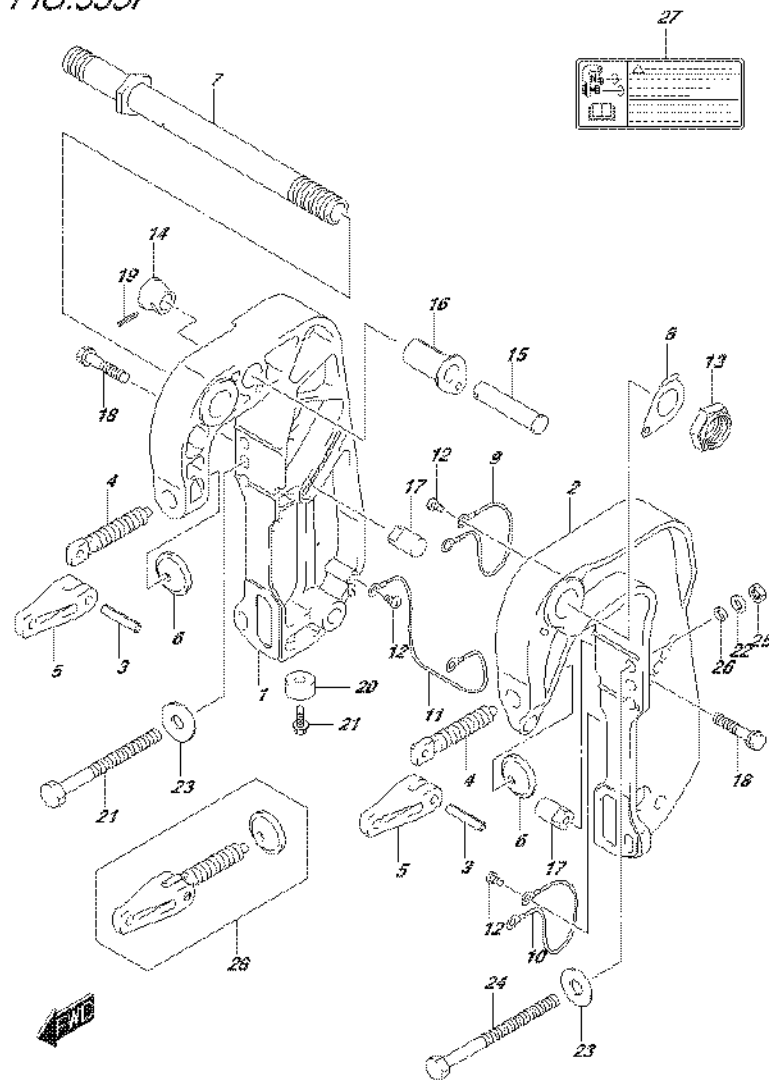


FIG.335F (1-K-6) CLAMP BRACKET (DF15ATH P03)

REF NO.	PART NO.	DESCRIPTION	Q'TY	REMARKS
1	41111-89LA0-0EP	BRACKET, CLAMP STBD (BLACK)	1	
2	41121-89LA0-0EP	BRACKET, CLAMP PORT (BLACK)	1	
3	09205-06021	SPRING PIN (6X25)	2	
4	41211-95J00	SCREW, CLAMP	2	
5	41212-91J00	HANDLE, CLAMP	2	
6	41213-94J01	PLATE, CLAMP	2	
7	41130-94JA1	SHAFT, CLAMP BRKT	1	
8	41135-93J11	WASHER, CLAMP BRKT SHAFT	1	
9	36894-87D00	LEAD, SWIVEL TO CLAMP	1	
10	36894-87D00	LEAD, PWR TILT TO CLAMP PORT	1	
11	36895-87D01	LEAD, PWR TILT TO CLAMP STBD	1	
12	09125-06063	SCREW (6X10)	5	
13	09159-22006	NUT	1	
14	41221-94JA0	KNOB, TILT STOPPER	1	
15	41222-94JA0	PIN, TILT STOPPER	1	
16	41226-94JA0	BUSH, TILT STOPPER	1	
17	45421-94JA0	PIN, TILT LOCK	2	
18	09116-08128	BOLT (8X40)	2	
19	09205-03004	SPRING PIN (3X20)	1	
20-1	55321-87J01	ANODE, PROTECTION	2	
20-2	55321-87J11	ANODE(MAGNESIUM)	1	OPT
21	09103-06319	BOLT (6X14)	2	
22	29162-93J10	WASHER, TRANSOM BOLT LOCK	2	
23	09160-08081	WASHER (8.5X23X1.5)	2	
24	09100-08311	BOLT (8X90)	2	
25	09140-08023-XC0	NUT	2	
26	09160-08170	WASHER (8.5X16X2)	2	
27	69911-91J50	MARK, CLAMP BRACKET	1	
28	41210-89LA0	SCREW SET, CLAMP	1	OPT

FIG.335G

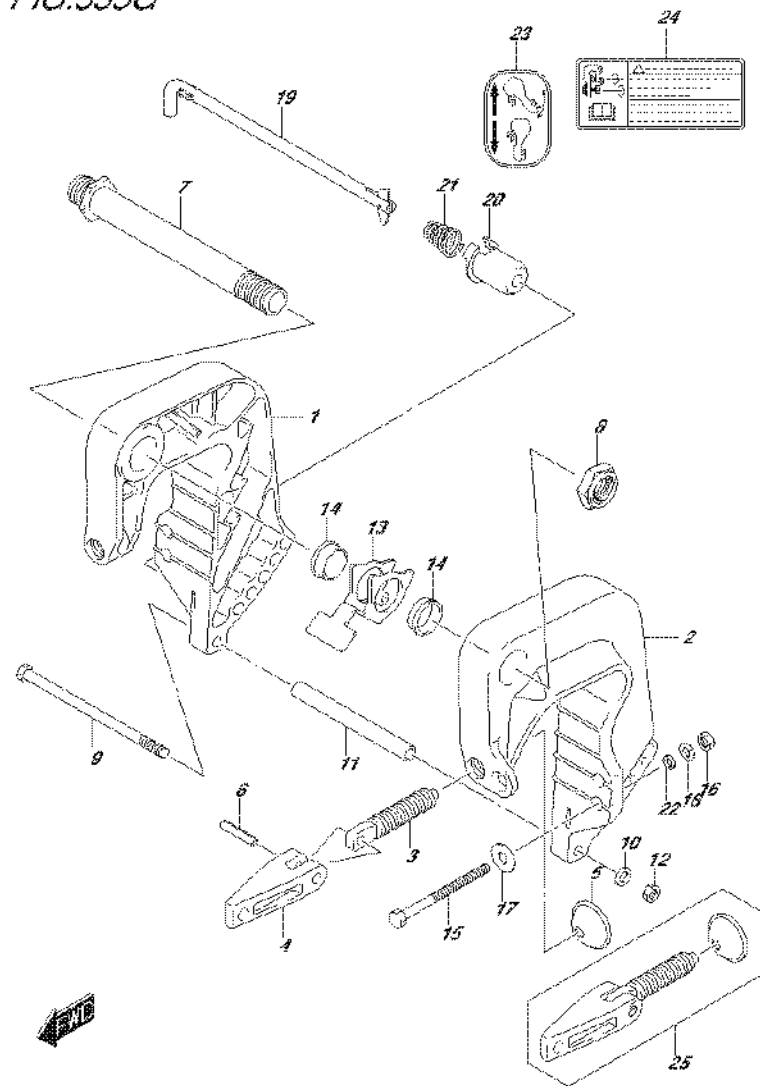
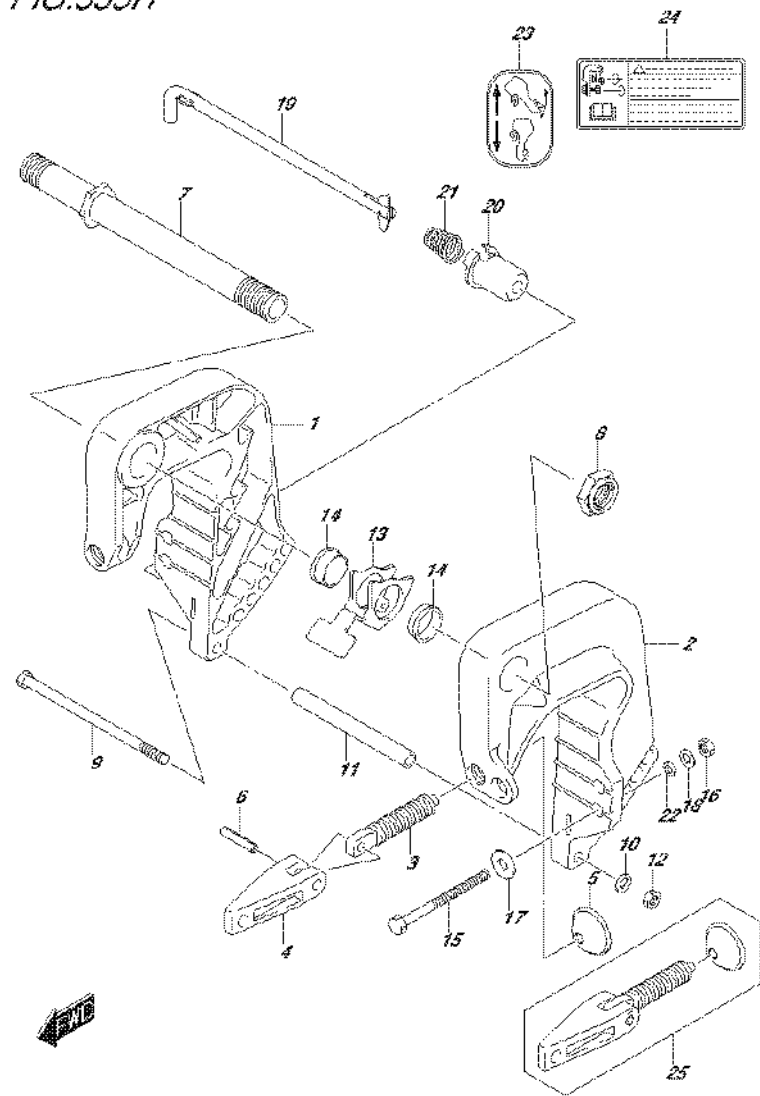


FIG.335G (1-K-7) CLAMP BRACKET (DF20A P03)

REF NO.	PART NO.	DESCRIPTION	Q'TY	REMARKS
1	41111-89L00-OEP	BRACKET, CLAMP STBD (BLACK)	1	
2	41121-89L00-OEP	BRACKET, CLAMP PORT (BLACK)	1	
3	41211-99JL0	SCREW, CLAMP	2	
4	41212-91J00	HANDLE, CLAMP	2	
5	41213-94J01	PLATE, CLAMP	2	
6	09205-06021	SPRING PIN (6X25)	2	
7	41130-90L00	SHAFT, CLAMP BRACKET	1	
8	09159-22006	NUT	1	
9	09100-06178	BOLT (6X150)	1	
10	09160-06082	WASHER (6.5X13X1.0)	1	
11	09180-06366	SPACER (6.5X10.5X114)	1	
12	29141-93J00	NUT, CLAMP BRKT LOWER (M6)	1	
13	45261-89L00	LEVER, RELEASE	1	
14	09306-22006	BUSH (22.6X27X8)	2	
15	09100-08311	BOLT (8X90)	2	
16	09140-08023-XC0	NUT	2	
17	09160-08081	WASHER (8.5X23X1.5)	2	
18	29162-93J10	WASHER, TRANSOM BOLT LOCK	2	
19	45420-89L00	PIN, TILT LOCK	1	
20	45425-94J01	STOPPER, TILT LOCK PIN	1	
21	09441-17001	SPRING	1	
22	09160-08170	WASHER (8.5X16X2)	2	
23	45269-89L00	MARK, REVERSE LOCK	1	
24	69911-91J50	MARK, CLAMP BRACKET	1	
25	41210-99JL1	SCREW SET, CLAMP	1	OPT

FIG.335H



DF20A_P03_016_335H
CLAMP BRACKET

FIG.335H (1-K-8) CLAMP BRACKET (DF20AR P03)

REF NO.	PART NO.	DESCRIPTION	Q'TY	REMARKS
1	41111-89L00-OEP	BRACKET, CLAMP STBD (BLACK)	1	
2	41121-89L00-OEP	BRACKET, CLAMP PORT (BLACK)	1	
3	41211-99JL0	SCREW, CLAMP	2	
4	41212-91J00	HANDLE, CLAMP	2	
5	41213-94J01	PLATE, CLAMP	2	
6	09205-06021	SPRING PIN (6X25)	2	
7	41130-89L00	SHAFT, CLAMP BRACKET	1	
8	09159-22006	NUT	1	
9	09100-06178	BOLT (6X150)	1	
10	09160-06082	WASHER (6.5X13X1.0)	1	
11	09180-06366	SPACER (6.5X10.5X114)	1	
12	29141-93J00	NUT, CLAMP BRKT LOWER (M6)	1	
13	45261-89L00	LEVER, RELEASE	1	
14	09306-22006	BUSH (22.6X27X8)	2	
15	09100-08311	BOLT (8X90)	2	
16	09140-08023-XC0	NUT	2	
17	09160-08081	WASHER (8.5X23X1.5)	2	
18	29162-93J10	WASHER, TRANSOM BOLT LOCK	2	
19	45420-89L00	PIN, TILT LOCK	1	
20	45425-94J01	STOPPER, TILT LOCK PIN	1	
21	09441-17001	SPRING	1	
22	09160-08170	WASHER (8.5X16X2)	2	
23	45269-89L00	MARK, REVERSE LOCK	1	
24	69911-91J50	MARK, CLAMP BRACKET	1	
25	41210-99JL1	SCREW SET, CLAMP	1	OPT

FIG.335J

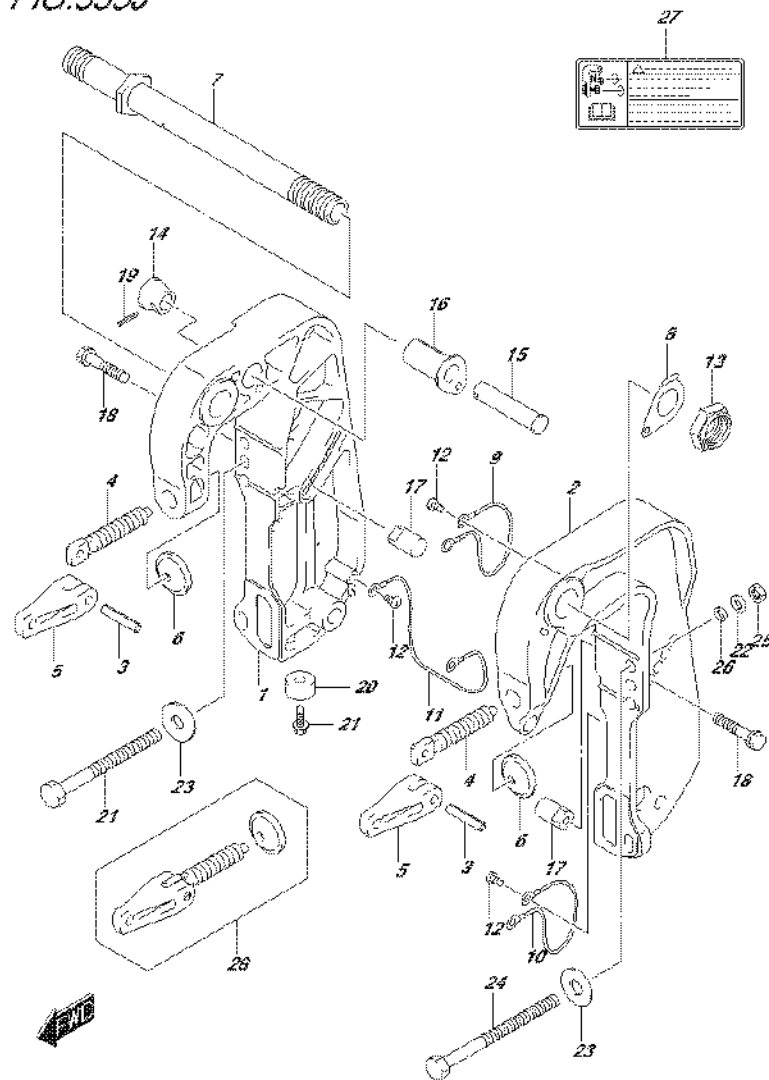


FIG.335J (1-K-9) CLAMP BRACKET (DF20AT P03)

REF NO.	PART NO.	DESCRIPTION	Q'TY	REMARKS
1	41111-89LA0-0EP	BRACKET, CLAMP STBD (BLACK)	1	
2	41121-89LA0-0EP	BRACKET, CLAMP PORT (BLACK)	1	
3	09205-06021	SPRING PIN (6X25)	2	
4	41211-95J00	SCREW, CLAMP	2	
5	41212-91J00	HANDLE, CLAMP	2	
6	41213-94J01	PLATE, CLAMP	2	
7	41130-94JA1	SHAFT, CLAMP BRKT	1	
8	41135-93J11	WASHER, CLAMP BRKT SHAFT	1	
9	36894-87D00	LEAD, SWIVEL TO CLAMP	1	
10	36894-87D00	LEAD, PWR TILT TO CLAMP PORT	1	
11	36895-87D01	LEAD, PWR TILT TO CLAMP STBD	1	
12	09125-06063	SCREW (6X10)	5	
13	09159-22006	NUT	1	
14	41221-94JA0	KNOB, TILT STOPPER	1	
15	41222-94JA0	PIN, TILT STOPPER	1	
16	41226-94JA0	BUSH, TILT STOPPER	1	
17	45421-94JA0	PIN, TILT LOCK	2	
18	09116-08128	BOLT (8X40)	2	
19	09205-03004	SPRING PIN (3X20)	1	
20-1	55321-87J01	ANODE, PROTECTION	2	
20-2	55321-87J11	ANODE(MAGNESIUM)	1	OPT
21	09103-06319	BOLT (6X14)	2	
22	29162-93J10	WASHER, TRANSOM BOLT LOCK	2	
23	09160-08081	WASHER (8.5X23X1.5)	2	
24	09100-08311	BOLT (8X90)	2	
25	09140-08023-XC0	NUT	2	
26	09160-08170	WASHER (8.5X16X2)	2	
27	69911-91J50	MARK, CLAMP BRACKET	1	
28	41210-89LA0	SCREW SET, CLAMP	1	OPT

FIG.335K

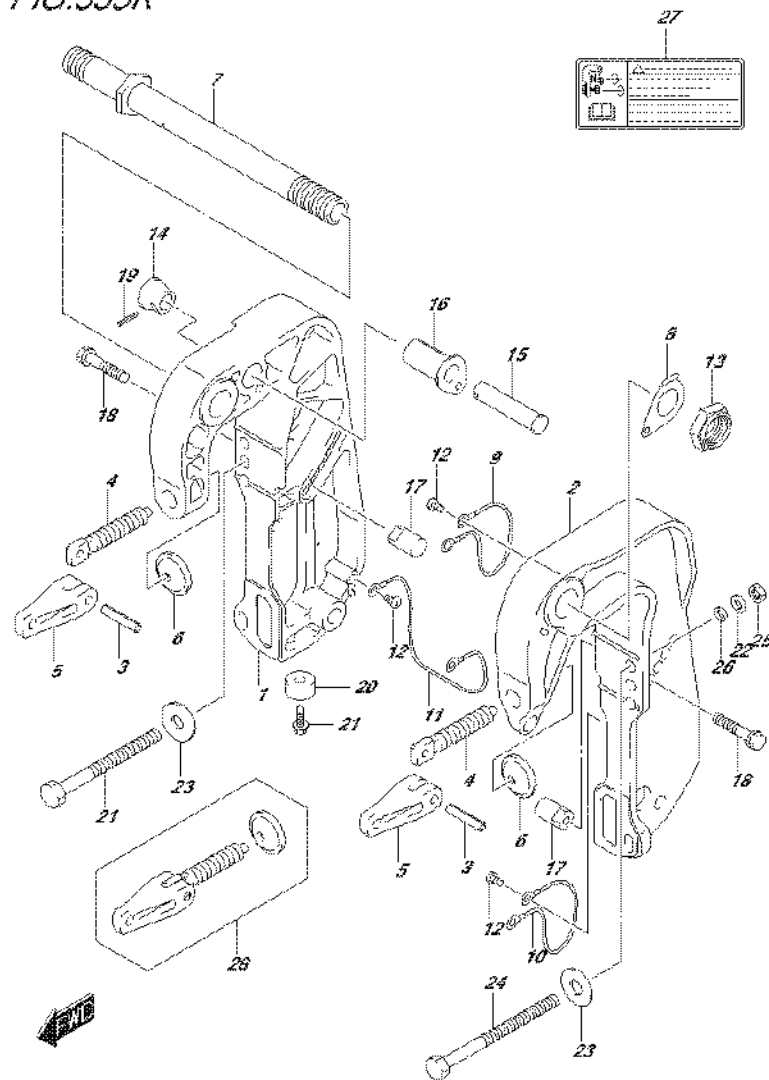
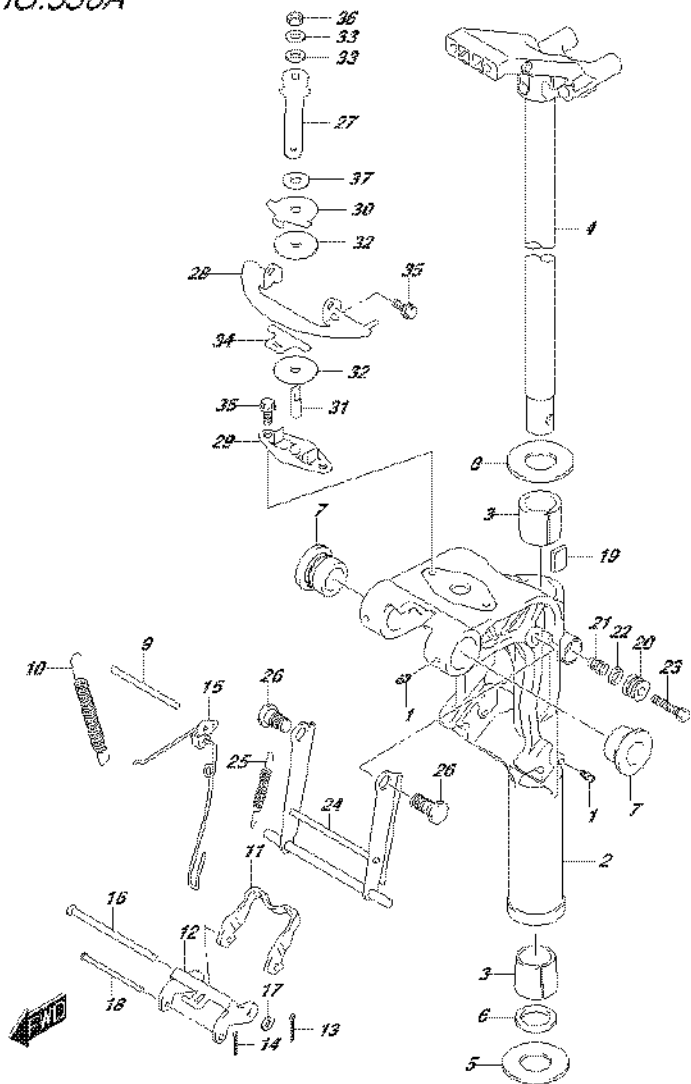


FIG.335K (1-K-10) CLAMP BRACKET (DF20ATH P03)

REF NO.	PART NO.	DESCRIPTION	Q'TY	REMARKS
1	41111-89LA0-0EP	BRACKET, CLAMP STBD (BLACK)	1	
2	41121-89LA0-0EP	BRACKET, CLAMP PORT (BLACK)	1	
3	09205-06021	SPRING PIN (6X25)	2	
4	41211-95J00	SCREW, CLAMP	2	
5	41212-91J00	HANDLE, CLAMP	2	
6	41213-94J01	PLATE, CLAMP	2	
7	41130-94JA1	SHAFT, CLAMP BRKT	1	
8	41135-93J11	WASHER, CLAMP BRKT SHAFT	1	
9	36894-87D00	LEAD, SWIVEL TO CLAMP	1	
10	36894-87D00	LEAD, PWR TILT TO CLAMP PORT	1	
11	36895-87D01	LEAD, PWR TILT TO CLAMP STBD	1	
12	09125-06063	SCREW (6X10)	5	
13	09159-22006	NUT	1	
14	41221-94JA0	KNOB, TILT STOPPER	1	
15	41222-94JA0	PIN, TILT STOPPER	1	
16	41226-94JA0	BUSH, TILT STOPPER	1	
17	45421-94JA0	PIN, TILT LOCK	2	
18	09116-08128	BOLT (8X40)	2	
19	09205-03004	SPRING PIN (3X20)	1	
20-1	55321-87J01	ANODE, PROTECTION	2	
20-2	55321-87J11	ANODE(MAGNESIUM)	1	OPT
21	09103-06319	BOLT (6X14)	2	
22	29162-93J10	WASHER, TRANSOM BOLT LOCK	2	
23	09160-08081	WASHER (8.5X23X1.5)	2	
24	09100-08311	BOLT (8X90)	2	
25	09140-08023-XC0	NUT	2	
26	09160-08170	WASHER (8.5X16X2)	2	
27	69911-91J50	MARK, CLAMP BRACKET	1	
28	41210-89LA0	SCREW SET, CLAMP	1	OPT

FIG.336A



DF20A_P03_016_336A
SWIVEL BRACKET

FIG.336A (1-K-11) SWIVEL BRACKET (DF9.9B P03)

REF NO.	PART NO.	DESCRIPTION	Q'TY	REMARKS
1	22511-99011	NIPPLE	3	
2-1	43111-89L00-0EP	BRACKET, SWIVEL (S) (BLACK)	1	W/TRANSOM(S)
2-2	43111-89L11-0EP	BRACKET, SWIVEL (L) (BLACK)	1	W/TRANSOM(L) W/TRANSOM(X)
3	43711-99J00	BUSH, STEERING	2	
4-1	43750-99J60-0EP	BRACKET, STEERING (S) (BLACK)	1	W/TRANSOM(S)
4-2	43750-99J70-0EP	BRACKET, STEERING (L) (BLACK)	1	W/TRANSOM(L) W/TRANSOM(X)
5	09160-27012	WASHER (27.5X47X1)	1	
6	09282-27002	OIL SEAL (26X39X5)	1	
7	43211-87JL0	BUSH, SWIVEL BRACKET	2	
8	09160-27012	WASHER (27.5X47X1)	1	
9	41225-89L00	PIN, RELEASE ARM	1	
10	45212-89L00	SPRING, REVERSE LOCK ARM	2	
11	45231-89L00	ARM, REVERSE LOCK	1	
12	45241-89L00	LINK, REVERSE LOCK ARM	1	
13	09204-01002	PIN	1	
14	45247-99J00	PIN, REV LOCK ARM COTTER	1	
15	45250-89L03	LINK, RELEASE	1	
16	09200-06061	PIN	1	
17	09160-06082	WASHER (6.5X13X1.0)	1	
18	09200-05014	PIN	1	
19	43411-939L0	PLATE, STEERING ADJUSTER	1	
20	43412-93900	COVER, STEERING ADJUSTER	1	
21	29440-93J00	SPRING, STEERING ADJUSTER	1	
22	09160-08082	WASHER (8.5X16X1.2)	1	
23	09100-08232	BOLT (8X30)	1	
24-1	45710-89L00	ARM, SHALLOW DRIVE	1	W/TRANSOM(S) W/TRANSOM(L) W/TRANSOM(X)
24-2	45710-89L10	ARM, SHALLOW DRIVE	1	
25	45722-94J11	SPRING, ARM	1	
26	09111-10067	BOLT (10X20.5)	2	
27	43411-89L00	LEVER, STEERING ADJUSTER	1	
28	43415-89L00	PLATE, STEERING ADJUSTER(H)	1	
29	43420-89L00	PLATE, STRG ADJ FRICTION	1	

DF20A_P03_016

FIG.336A

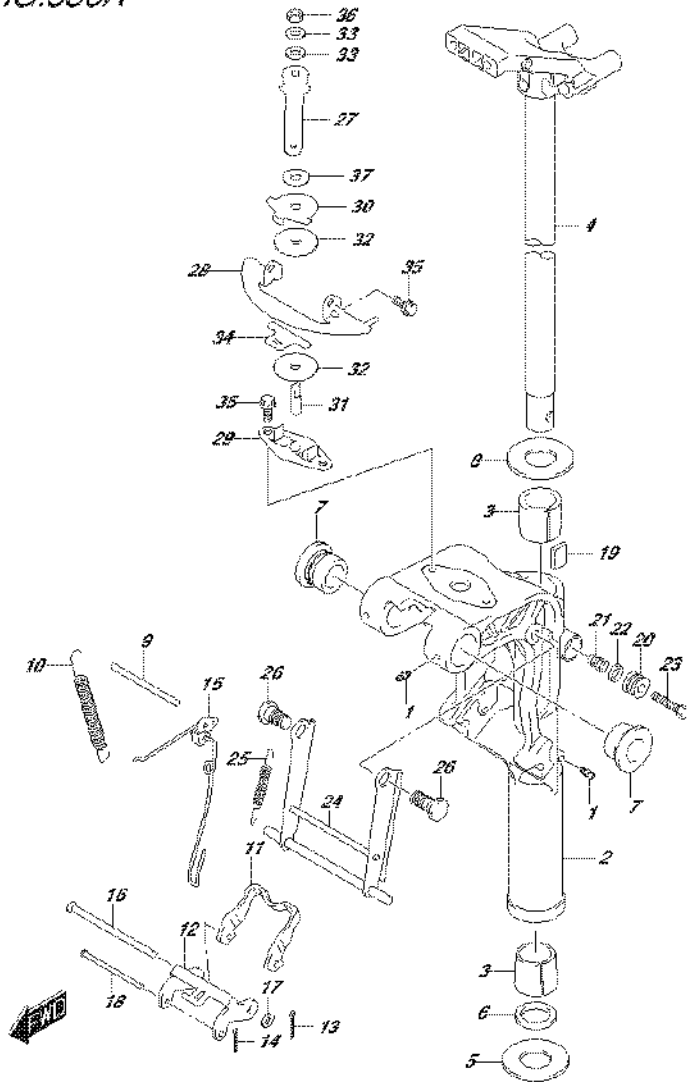


FIG.336A (1-K-12) SWIVEL BRACKET (DF9.9B P03)

REF NO.	PART NO.	DESCRIPTION	Q'TY	REMARKS
30	43425-89L00	PLATE, STRG ADJ UPPER	1	
31	43512-89L00	SHAFT, STRG ADJ THREAD(H)	1	
32	43515-88L00	WASHER, STRG ADJ FRICTIONPLATE	2	
33	43516-89J00	WASHER, STEERING ADJUSTER	2	
34	43517-89L00	SPACER, STEERING ADJUSTER	1	
35	09116-06225	BOLT (6X15)	4	
36	09159-08L02	NUT	1	
37	09161-08019	WASHER (8.2X18X1.2)	1	

FIG.336B

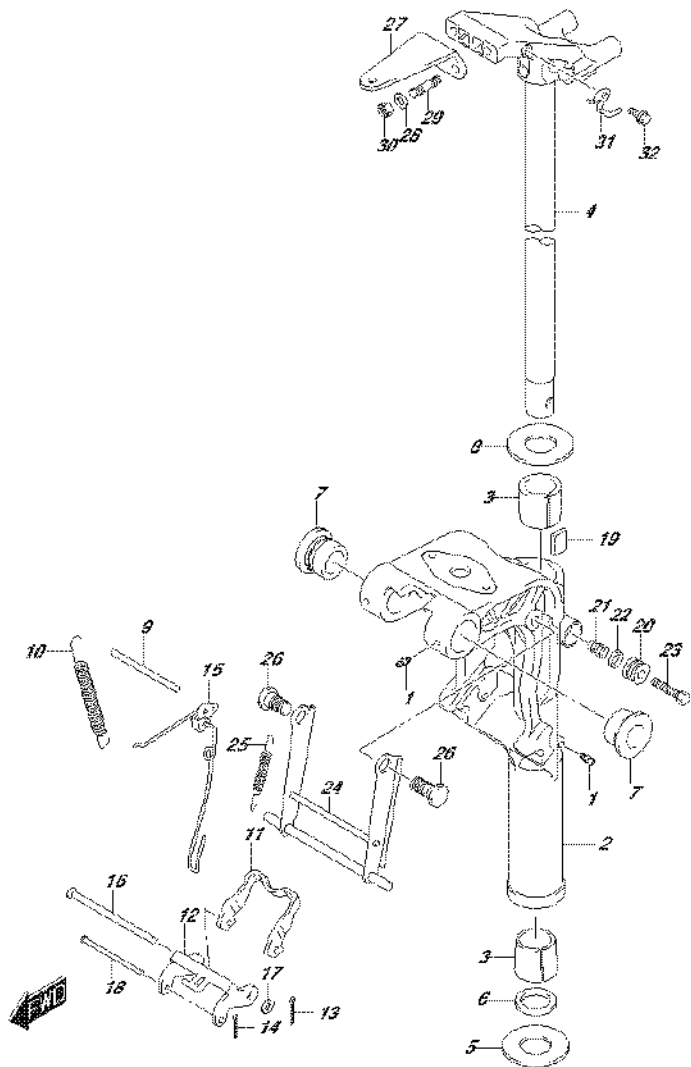


FIG.336B (1-K-13) SWIVEL BRACKET (DF9.9BR P03)

REF NO.	PART NO.	DESCRIPTION	Q'TY	REMARKS
1	22511-99011	NIPPLE	3	
2-1	43111-89L00-0EP	BRACKET, SWIVEL (S) (BLACK)	1	W/TRANSOM(S)
2-2	43111-89L11-0EP	BRACKET, SWIVEL (L) (BLACK)	1	W/TRANSOM(L) W/TRANSOM(X)
3	43711-99J00	BUSH, STEERING	2	
4-1	43750-99J60-0EP	BRACKET, STEERING (S) (BLACK)	1	W/TRANSOM(S)
4-2	43750-99J70-0EP	BRACKET, STEERING (L) (BLACK)	1	W/TRANSOM(L) W/TRANSOM(X)
5	09160-27012	WASHER (27.5X47X1)	1	
6	09282-27002	OIL SEAL (26X39X5)	1	
7	43211-87JL0	BUSH, SWIVEL BRACKET	2	
8	09160-27012	WASHER (27.5X47X1)	1	
9	41225-89L00	PIN, RELEASE ARM	1	
10	45212-89L00	SPRING, REVERSE LOCK ARM	2	
11	45231-89L00	ARM, REVERSE LOCK	1	
12	45241-89L00	LINK, REVERSE LOCK ARM	1	
13	09204-01002	PIN	1	
14	45247-99J00	PIN, REV LOCK ARM COTTER	1	
15	45250-89L03	LINK, RELEASE	1	
16	09200-06061	PIN	1	
17	09160-06082	WASHER (6.5X13X1.0)	1	
18	09200-05014	PIN	1	
19	43411-939L0	PLATE, STEERING ADJUSTER	1	
20	43412-93900	COVER, STEERING ADJUSTER	1	
21	29440-93J00	SPRING, STEERING ADJUSTER	1	
22	09160-08082	WASHER (8.5X16X1.2)	1	
23	09100-08232	BOLT (8X30)	1	
24-1	45710-89L00	ARM, SHALLOW DRIVE	1	W/TRANSOM(S) W/TRANSOM(L) W/TRANSOM(X)
24-2	45710-89L10	ARM, SHALLOW DRIVE	1	
25	45722-94J11	SPRING, ARM	1	
26	09111-10067	BOLT (10X20.5)	2	
27	43755-99J00	ATTACHMENT, STEERING BRACKET	1	
28	09160-08082	WASHER (8.5X16X1.2)	2	
29	09108-08286	STUD BOLT	2	

FIG.336B

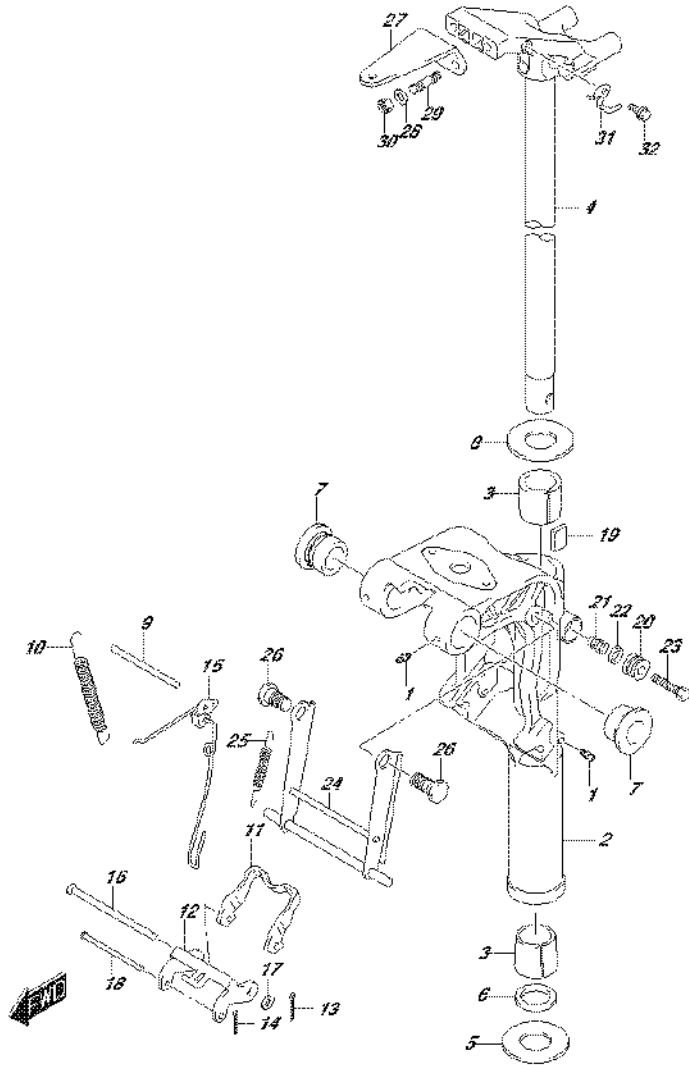


FIG.336B (1-K-14) SWIVEL BRACKET (DF9.9BR P03)

REF NO.	PART NO.	DESCRIPTION	Q'TY	REMARKS
30	09159-08059	NUT	2	
31	43759-89L00	HOLDER, DRAIN HOSE	1	
32	09116-06225	BOLT (6X15)	1	

FIG.336C

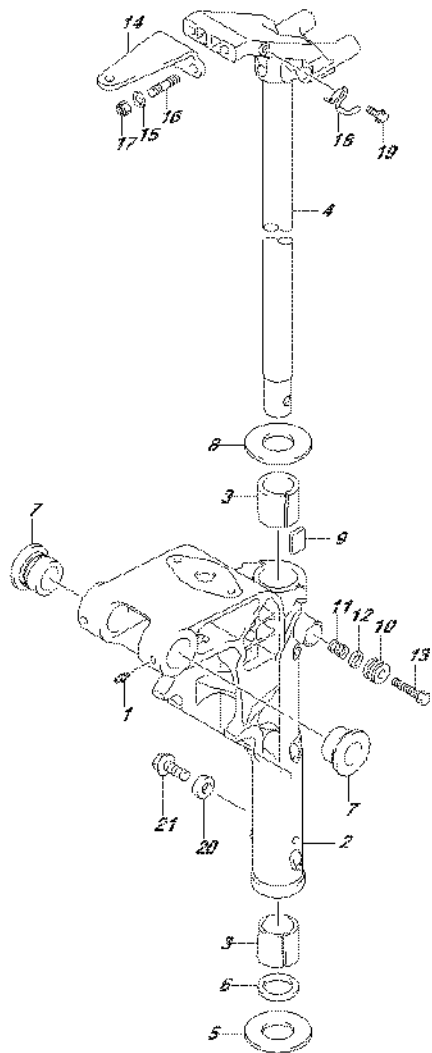


FIG.336C (1-K-15) SWIVEL BRACKET (DF9.9BT P03)

REF NO.	PART NO.	DESCRIPTION	Q'TY	REMARKS
1-1	22511-99011	NIPPLE	3	W/TRANSOM(S)
1-2	22511-99011	NIPPLE	4	W/TRANSOM(L) W/TRANSOM(X)
2-1	43111-89LB0-0EP	BRACKET, SWIVEL (S) (BLACK)	1	W/TRANSOM(S)
2-2	43111-89LA0-0EP	BRACKET, SWIVEL (L) (BLACK)	1	W/TRANSOM(L) W/TRANSOM(X)
3	43711-94JA0	BUSH, STEERING	2	
4-1	43750-99J60-0EP	BRACKET, STEERING (S) (BLACK)	1	W/TRANSOM(S)
4-2	43750-99J70-0EP	BRACKET, STEERING (L) (BLACK)	1	W/TRANSOM(L) W/TRANSOM(X)
5	09160-27012	WASHER (27.5X47X1)	1	
6	09282-27002	OIL SEAL (26X39X5)	1	
7	43211-87JL0	BUSH, SWIVEL BRACKET	2	
8	09160-27012	WASHER (27.5X47X1)	1	
9	43411-939L0	PLATE, STEERING ADJUSTER	1	
10	43412-93900	COVER, STEERING ADJUSTER	1	
11	29440-93J00	SPRING, STEERING ADJUSTER	1	
12	09160-08082	WASHER (8.5X16X1.2)	1	
13	09100-08232	BOLT (8X30)	1	
14	43755-99J00	ATTACHMENT, STEERING BRACKET	1	
15	09160-08082	WASHER (8.5X16X1.2)	2	
16	09108-08286	STUD BOLT	2	
17	09159-08059	NUT	2	
18	43759-89L00	HOLDER, DRAIN HOSE	1	
19	09116-06225	BOLT (6X15)	1	
20-1	55321-87J01	ANODE, PROTECTION	1	W/TRANSOM(L) W/TRANSOM(X)
20-2	55321-87J11	ANODE(MAGNESIUM)	1	OPT W/TRANSOM(L) W/TRANSOM(X)
21	09103-06319	BOLT (6X14)	1	W/TRANSOM(L) W/TRANSOM(X)

FIG.336D

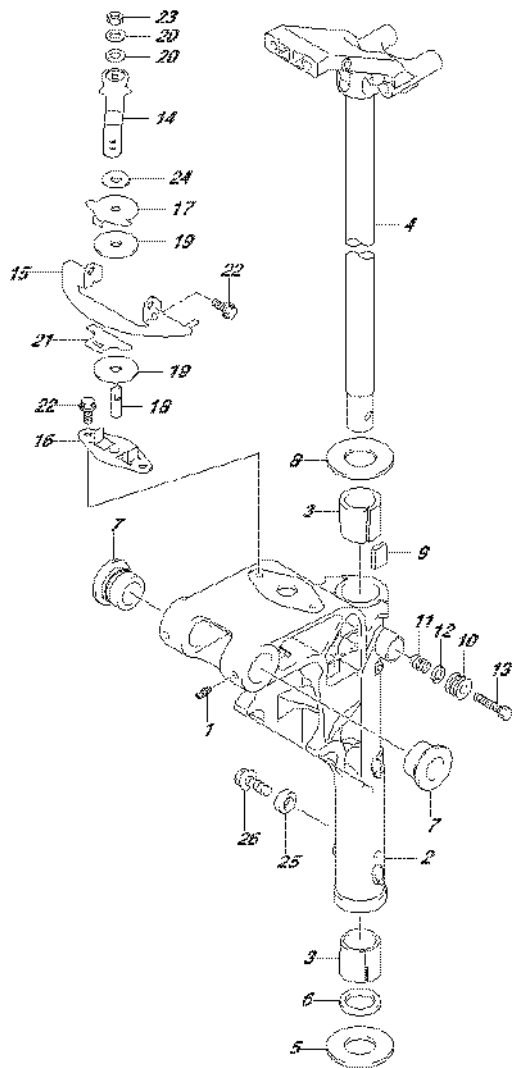


FIG.336D (1-L-2) SWIVEL BRACKET (DF9.9BTH P03)

REF NO.	PART NO.	DESCRIPTION	Q'TY	REMARKS
1-1	22511-99011	NIPPLE	3	W/TRANSOM(S)
1-2	22511-99011	NIPPLE	4	W/TRANSOM(L) W/TRANSOM(X)
2-1	43111-89LB0-0EP	BRACKET, SWIVEL (S) (BLACK)	1	W/TRANSOM(S)
2-2	43111-89LA0-0EP	BRACKET, SWIVEL (L) (BLACK)	1	W/TRANSOM(L) W/TRANSOM(X)
3	43711-94JA0	BUSH, STEERING	2	
4-1	43750-99J60-0EP	BRACKET, STEERING (S) (BLACK)	1	W/TRANSOM(S)
4-2	43750-99J70-0EP	BRACKET, STEERING (L) (BLACK)	1	W/TRANSOM(L) W/TRANSOM(X)
5	09160-27012	WASHER (27.5X47X1)	1	
6	09282-27002	OIL SEAL (26X39X5)	1	
7	43211-87JL0	BUSH, SWIVEL BRACKET	2	
8	09160-27012	WASHER (27.5X47X1)	1	
9	43411-939L0	PLATE, STRG ADJUSTER	1	
10	43412-93900	COVER, STEERING ADJUSTER	1	
11	29440-93J00	SPRING, STEERING ADJUSTER	1	
12	09160-08082	WASHER (8.5X16X1.2)	1	
13	09100-08232	BOLT (8X30)	1	
14	43411-89LA0	LEVER, STEERING ADJUSTER	1	
15	43415-89L00	PLATE, STEERING ADJUSTER(H)	1	
16	43420-89L00	PLATE, STRG ADJ FRICTION	1	
17	43425-89L00	PLATE, STRG ADJ UPPER	1	
18	43512-89L00	SHAFT, STRG ADJ THREAD(H)	1	
19	43515-88L00	WASHER, STRG ADJ FRICTIONPLATE	2	
20	43516-89J00	WASHER, STEERING ADJUSTER	2	
21	43517-89L00	SPACER, STEERING ADJUSTER	1	
22	09116-06225	BOLT (6X15)	4	
23	09159-08L02	NUT	1	
24	09161-08019	WASHER (8.2X18X1.2)	1	

FIG.336D

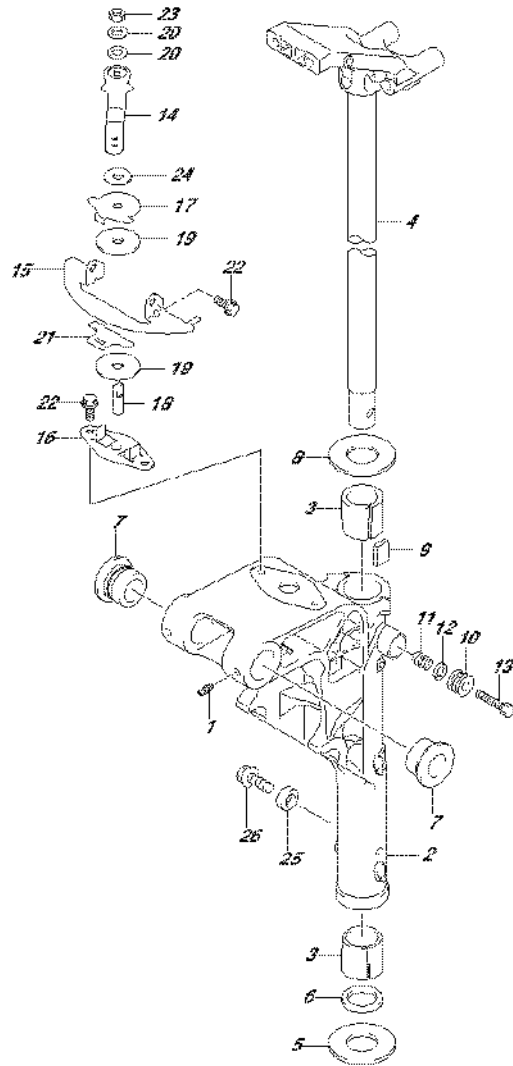


FIG.336D (1-L-3) SWIVEL BRACKET (DF9.9BTH P03)

REF NO.	PART NO.	DESCRIPTION	Q'TY	REMARKS
25-1	55321-87J01	ANODE, PROTECTION	1	W/TRANSOM(L) W/TRANSOM(X)
25-2	55321-87J11	ANODE(MAGNESIUM)	1	OPT W/TRANSOM(L) W/TRANSOM(X)
26	09103-06319	BOLT (6X14)	1	W/TRANSOM(L) W/TRANSOM(X)



FIG.336E

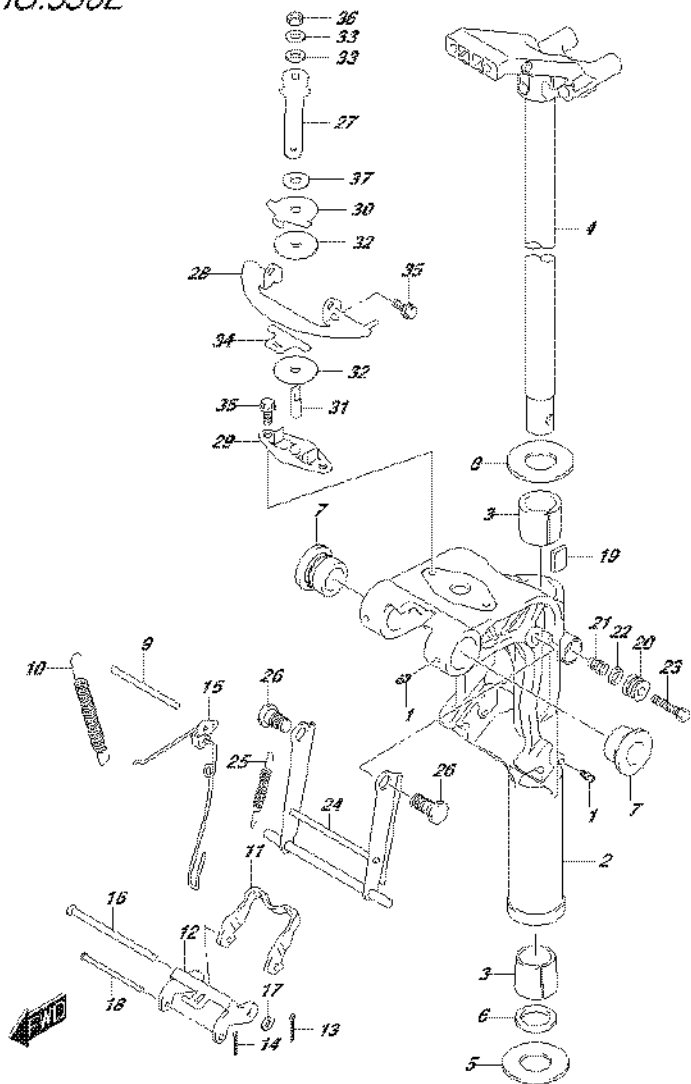


FIG.336E (1-L-4) SWIVEL BRACKET (DF15A P03)

REF NO.	PART NO.	DESCRIPTION	Q'TY	REMARKS
1	22511-99011	NIPPLE	3	
2-1	43111-89L00-0EP	BRACKET, SWIVEL (S) (BLACK)	1	W/TRANSOM(S)
2-2	43111-89L11-0EP	BRACKET, SWIVEL (L) (BLACK)	1	W/TRANSOM(L) W/TRANSOM(X)
3	43711-99J00	BUSH, STEERING	2	
4-1	43750-99J60-0EP	BRACKET, STEERING (S) (BLACK)	1	W/TRANSOM(S)
4-2	43750-99J70-0EP	BRACKET, STEERING (L) (BLACK)	1	W/TRANSOM(L) W/TRANSOM(X)
5	09160-27012	WASHER (27.5X47X1)	1	
6	09282-27002	OIL SEAL (26X39X5)	1	
7	43211-87JL0	BUSH, SWIVEL BRACKET	2	
8	09160-27012	WASHER (27.5X47X1)	1	
9	41225-89L00	PIN, RELEASE ARM	1	
10	45212-89L00	SPRING, REVERSE LOCK ARM	2	
11	45231-89L00	ARM, REVERSE LOCK	1	
12	45241-89L00	LINK, REVERSE LOCK ARM	1	
13	09204-01002	PIN	1	
14	45247-99J00	PIN, REV LOCK ARM COTTER	1	
15	45250-89L03	LINK, RELEASE	1	
16	09200-06061	PIN	1	
17	09160-06082	WASHER (6.5X13X1.0)	1	
18	09200-05014	PIN	1	
19	43411-939L0	PLATE, STEERING ADJUSTER	1	
20	43412-93900	COVER, STEERING ADJUSTER	1	
21	29440-93J00	SPRING, STEERING ADJUSTER	1	
22	09160-08082	WASHER (8.5X16X1.2)	1	
23	09100-08232	BOLT (8X30)	1	
24-1	45710-89L00	ARM, SHALLOW DRIVE	1	W/TRANSOM(S) W/TRANSOM(L)
24-2	45710-89L10	ARM, SHALLOW DRIVE	1	W/TRANSOM(X)
25	45722-94J11	SPRING, ARM	1	
26	09111-10067	BOLT (10X20.5)	2	
27	43411-89L00	LEVER, STEERING ADJUSTER	1	
28	43415-89L00	PLATE, STEERING ADJUSTER(H)	1	
29	43420-89L00	PLATE, STRG ADJ FRICTION	1	

FIG.336E

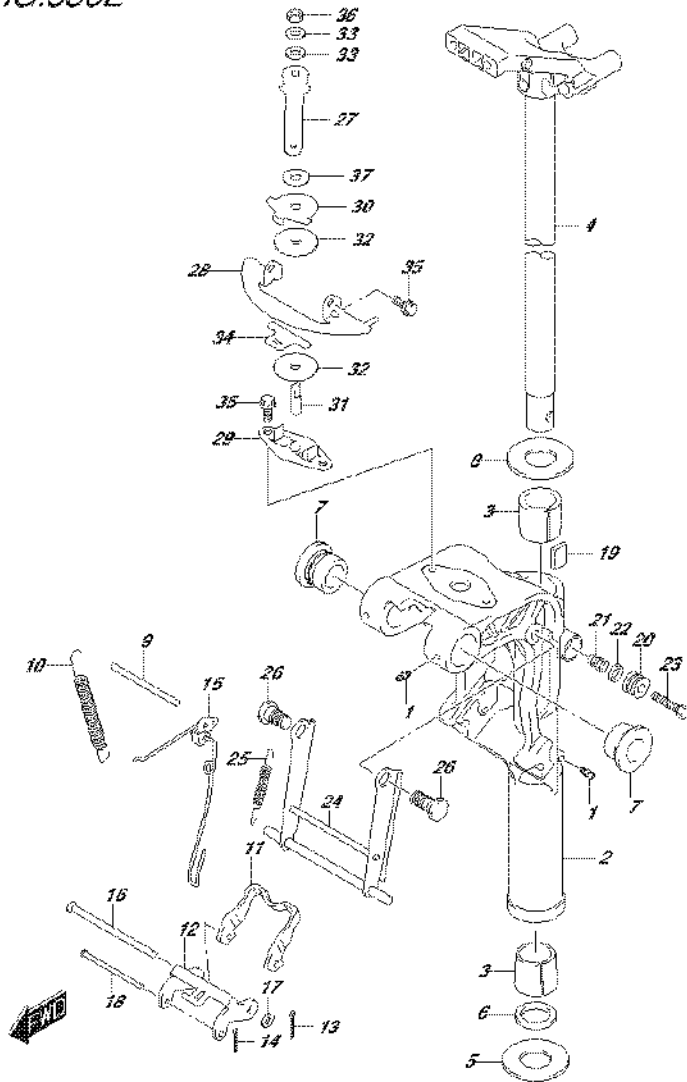


FIG.336E (1-L-5) SWIVEL BRACKET (DF15A P03)

REF NO.	PART NO.	DESCRIPTION	Q'TY	REMARKS
30	43425-89L00	PLATE, STRG ADJ UPPER	1	
31	43512-89L00	SHAFT, STRG ADJ THREAD(H)	1	
32	43515-88L00	WASHER, STRG ADJ FRICTIONPLATE	2	
33	43516-89J00	WASHER, STEERING ADJUSTER	2	
34	43517-89L00	SPACER, STEERING ADJUSTER	1	
35	09116-06225	BOLT (6X15)	4	
36	09159-08L02	NUT	1	
37	09161-08019	WASHER (8.2X18X1.2)	1	

FIG.336F

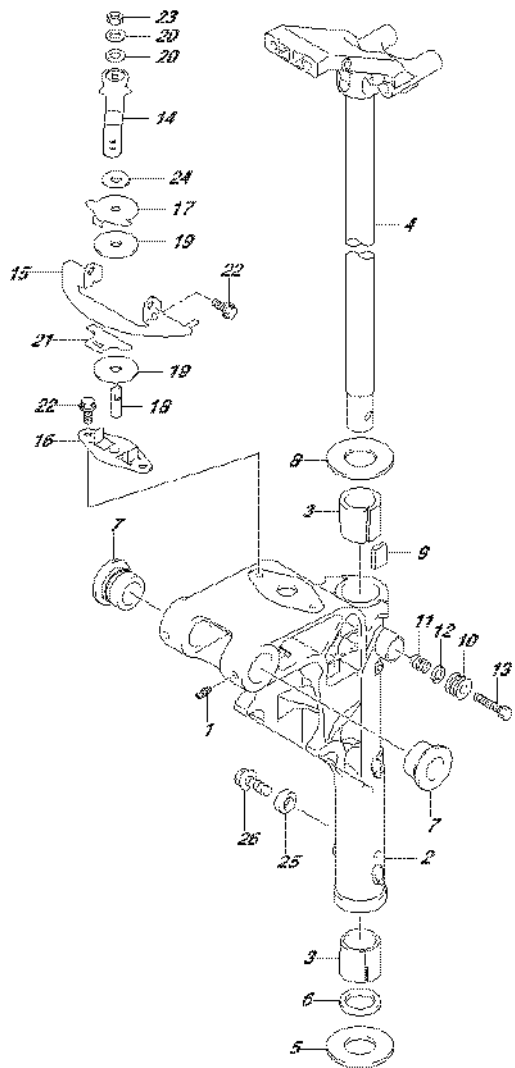


FIG.336F (1-L-6) SWIVEL BRACKET (DF15ATH P03)

REF NO.	PART NO.	DESCRIPTION	Q'TY	REMARKS
1-1	22511-99011	NIPPLE	3	W/TRANSOM(S)
1-2	22511-99011	NIPPLE	4	W/TRANSOM(L) W/TRANSOM(X)
2-1	43111-89LB0-0EP	BRACKET, SWIVEL (S) (BLACK)	1	W/TRANSOM(S)
2-2	43111-89LA0-0EP	BRACKET, SWIVEL (L) (BLACK)	1	W/TRANSOM(L) W/TRANSOM(X)
3	43711-94JA0	BUSH, STEERING	2	
4-1	43750-99J60-0EP	BRACKET, STEERING (S) (BLACK)	1	W/TRANSOM(S)
4-2	43750-99J70-0EP	BRACKET, STEERING (L) (BLACK)	1	W/TRANSOM(L) W/TRANSOM(X)
5	09160-27012	WASHER (27.5X47X1)	1	
6	09282-27002	OIL SEAL (26X39X5)	1	
7	43211-87JL0	BUSH, SWIVEL BRACKET	2	
8	09160-27012	WASHER (27.5X47X1)	1	
9	43411-939L0	PLATE, STRG ADJUSTER	1	
10	43412-93900	COVER, STEERING ADJUSTER	1	
11	29440-93J00	SPRING, STEERING ADJUSTER	1	
12	09160-08082	WASHER (8.5X16X1.2)	1	
13	09100-08232	BOLT (8X30)	1	
14	43411-89LA0	LEVER, STEERING ADJUSTER	1	
15	43415-89L00	PLATE, STEERING ADJUSTER(H)	1	
16	43420-89L00	PLATE, STRG ADJ FRICTION	1	
17	43425-89L00	PLATE, STRG ADJ UPPER	1	
18	43512-89L00	SHAFT, STRG ADJ THREAD(H)	1	
19	43515-88L00	WASHER, STRG ADJ FRICTIONPLATE	2	
20	43516-89J00	WASHER, STEERING ADJUSTER	2	
21	43517-89L00	SPACER, STEERING ADJUSTER	1	
22	09116-06225	BOLT (6X15)	4	
23	09159-08L02	NUT	1	
24	09161-08019	WASHER (8.2X18X1.2)	1	



FIG.336F

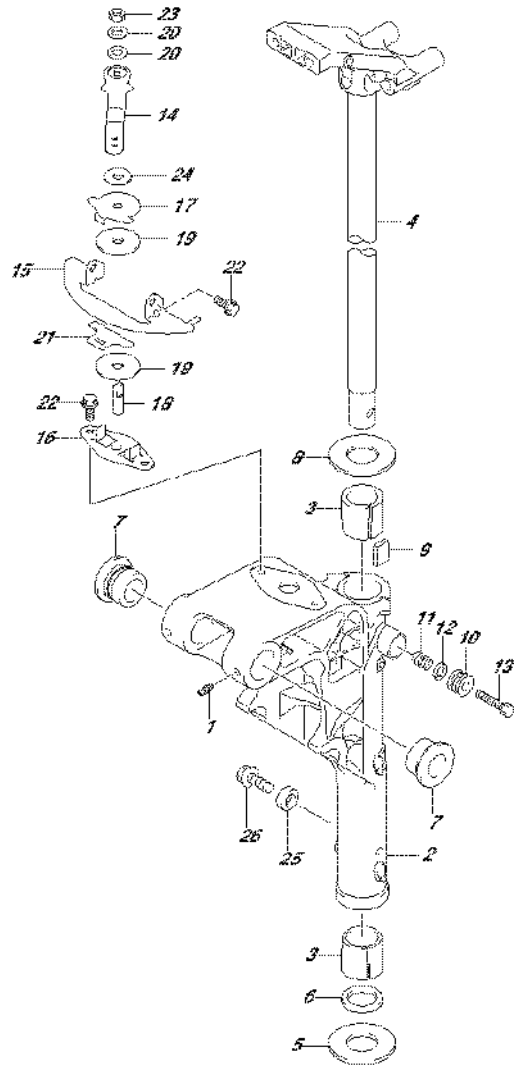


FIG.336F (1-L-7) SWIVEL BRACKET (DF15ATH P03)

REF NO.	PART NO.	DESCRIPTION	Q'TY	REMARKS
25-1	55321-87J01	ANODE, PROTECTION	1	W/TRANSOM(L) W/TRANSOM(X)
25-2	55321-87J11	ANODE(MAGNESIUM)	1	OPT W/TRANSOM(L) W/TRANSOM(X)
26	09103-06319	BOLT (6X14)	1	W/TRANSOM(L) W/TRANSOM(X)



FIG.336G

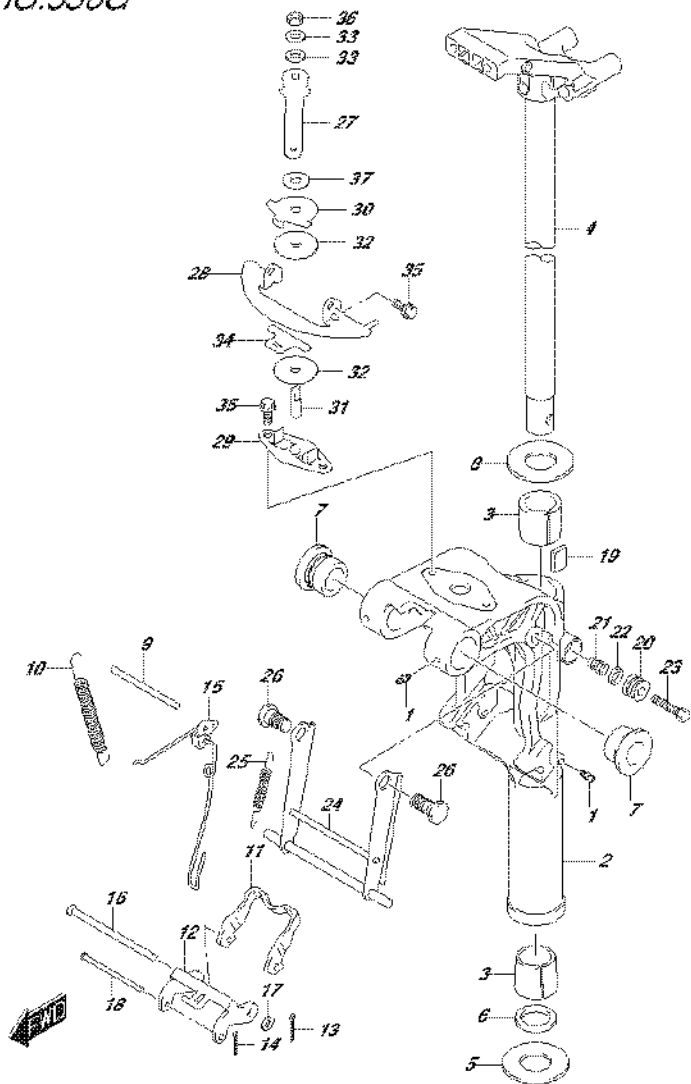


FIG.336G (1-L-8) SWIVEL BRACKET (DF20A P03)

REF NO.	PART NO.	DESCRIPTION	Q'TY	REMARKS
1	22511-99011	NIPPLE	3	
2-1	43111-89L00-0EP	BRACKET, SWIVEL (S) (BLACK)	1	W/TRANSOM(S)
2-2	43111-89L11-0EP	BRACKET, SWIVEL (L) (BLACK)	1	W/TRANSOM(L) W/TRANSOM(X)
3	43711-99J00	BUSH, STEERING	2	
4-1	43750-99J60-0EP	BRACKET, STEERING (S) (BLACK)	1	W/TRANSOM(S)
4-2	43750-99J70-0EP	BRACKET, STEERING (L) (BLACK)	1	W/TRANSOM(L) W/TRANSOM(X)
5	09160-27012	WASHER (27.5X47X1)	1	
6	09282-27002	OIL SEAL (26X39X5)	1	
7	43211-87JL0	BUSH, SWIVEL BRACKET	2	
8	09160-27012	WASHER (27.5X47X1)	1	
9	41225-89L00	PIN, RELEASE ARM	1	
10	45212-89L00	SPRING, REVERSE LOCK ARM	2	
11	45231-89L00	ARM, REVERSE LOCK	1	
12	45241-89L00	LINK, REVERSE LOCK ARM	1	
13	09204-01002	PIN	1	
14	45247-99J00	PIN, REV LOCK ARM COTTER	1	
15	45250-89L03	LINK, RELEASE	1	
16	09200-06061	PIN	1	
17	09160-06082	WASHER (6.5X13X1.0)	1	
18	09200-05014	PIN	1	
19	43411-939L0	PLATE, STEERING ADJUSTER	1	
20	43412-93900	COVER, STEERING ADJUSTER	1	
21	29440-93J00	SPRING, STEERING ADJUSTER	1	
22	09160-08082	WASHER (8.5X16X1.2)	1	
23	09100-08232	BOLT (8X30)	1	
24-1	45710-89L00	ARM, SHALLOW DRIVE	1	W/TRANSOM(S) W/TRANSOM(L) W/TRANSOM(X)
24-2	45710-89L10	ARM, SHALLOW DRIVE	1	
25	45722-94J11	SPRING, ARM	1	
26	09111-10067	BOLT (10X20.5)	2	
27	43411-89L00	LEVER, STEERING ADJUSTER	1	
28	43415-89L00	PLATE, STEERING ADJUSTER(H)	1	
29	43420-89L00	PLATE, STRG ADJ FRICTION	1	

FIG.336G

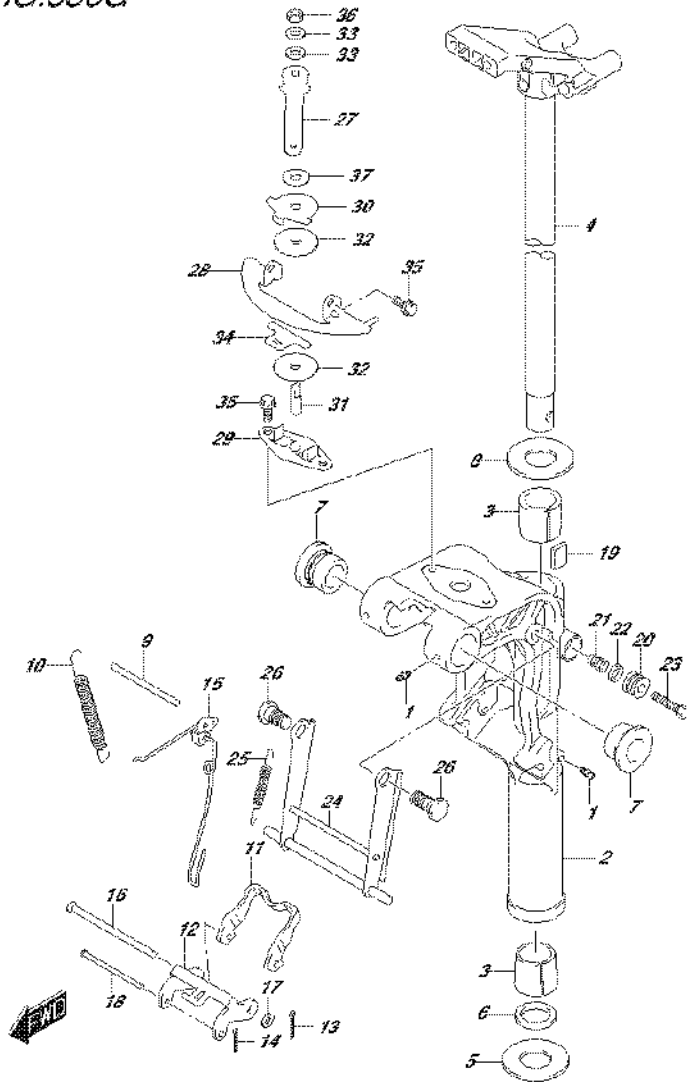


FIG.336G (1-L-9) SWIVEL BRACKET (DF20A P03)

REF NO.	PART NO.	DESCRIPTION	Q'TY	REMARKS
30	43425-89L00	PLATE, STRG ADJ UPPER	1	
31	43512-89L00	SHAFT, STRG ADJ THREAD(H)	1	
32	43515-88L00	WASHER, STRG ADJ FRICTIONPLATE	2	
33	43516-89J00	WASHER, STEERING ADJUSTER	2	
34	43517-89L00	SPACER, STEERING ADJUSTER	1	
35	09116-06225	BOLT (6X15)	4	
36	09159-08L02	NUT	1	
37	09161-08019	WASHER (8.2X18X1.2)	1	

FIG.336H

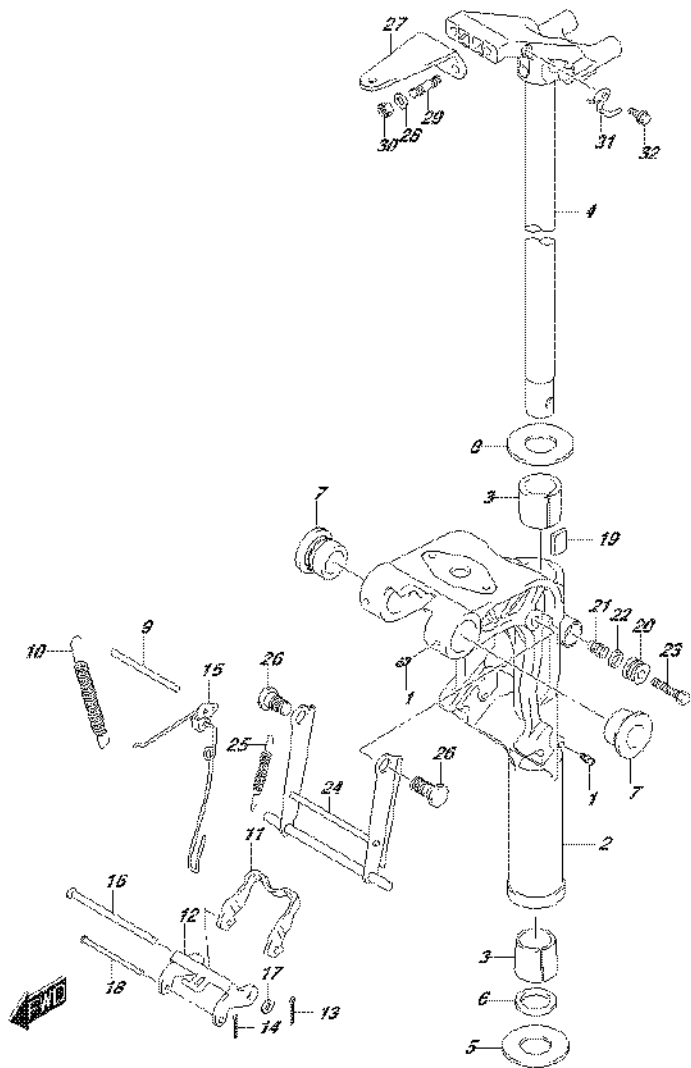


FIG.336H (1-L-10) SWIVEL BRACKET (DF20AR P03)

REF NO.	PART NO.	DESCRIPTION	Q'TY	REMARKS
1	22511-99011	NIPPLE	3	
2-1	43111-89L00-0EP	BRACKET, SWIVEL (S) (BLACK)	1	W/TRANSOM(S)
2-2	43111-89L11-0EP	BRACKET, SWIVEL (L) (BLACK)	1	W/TRANSOM(L) W/TRANSOM(X)
3	43711-99J00	BUSH, STEERING	2	
4-1	43750-99J60-0EP	BRACKET, STEERING (S) (BLACK)	1	W/TRANSOM(S)
4-2	43750-99J70-0EP	BRACKET, STEERING (L) (BLACK)	1	W/TRANSOM(L) W/TRANSOM(X)
5	09160-27012	WASHER (27.5X47X1)	1	
6	09282-27002	OIL SEAL (26X39X5)	1	
7	43211-87JL0	BUSH, SWIVEL BRACKET	2	
8	09160-27012	WASHER (27.5X47X1)	1	
9	41225-89L00	PIN, RELEASE ARM	1	
10	45212-89L00	SPRING, REVERSE LOCK ARM	2	
11	45231-89L00	ARM, REVERSE LOCK	1	
12	45241-89L00	LINK, REVERSE LOCK ARM	1	
13	09204-01002	PIN	1	
14	45247-99J00	PIN, REV LOCK ARM COTTER	1	
15	45250-89L03	LINK, RELEASE	1	
16	09200-06061	PIN	1	
17	09160-06082	WASHER (6.5X13X1.0)	1	
18	09200-05014	PIN	1	
19	43411-939L0	PLATE, STEERING ADJUSTER	1	
20	43412-93900	COVER, STEERING ADJUSTER	1	
21	29440-93J00	SPRING, STEERING ADJUSTER	1	
22	09160-08082	WASHER (8.5X16X1.2)	1	
23	09100-08232	BOLT (8X30)	1	
24-1	45710-89L00	ARM, SHALLOW DRIVE	1	W/TRANSOM(S) W/TRANSOM(L) W/TRANSOM(X)
24-2	45710-89L10	ARM, SHALLOW DRIVE	1	
25	45722-94J11	SPRING, ARM	1	
26	09111-10067	BOLT (10X20.5)	2	
27	43755-99J00	ATTACHMENT, STEERING BRACKET	1	
28	09160-08082	WASHER (8.5X16X1.2)	2	
29	09108-08286	STUD BOLT	2	

FIG.336H

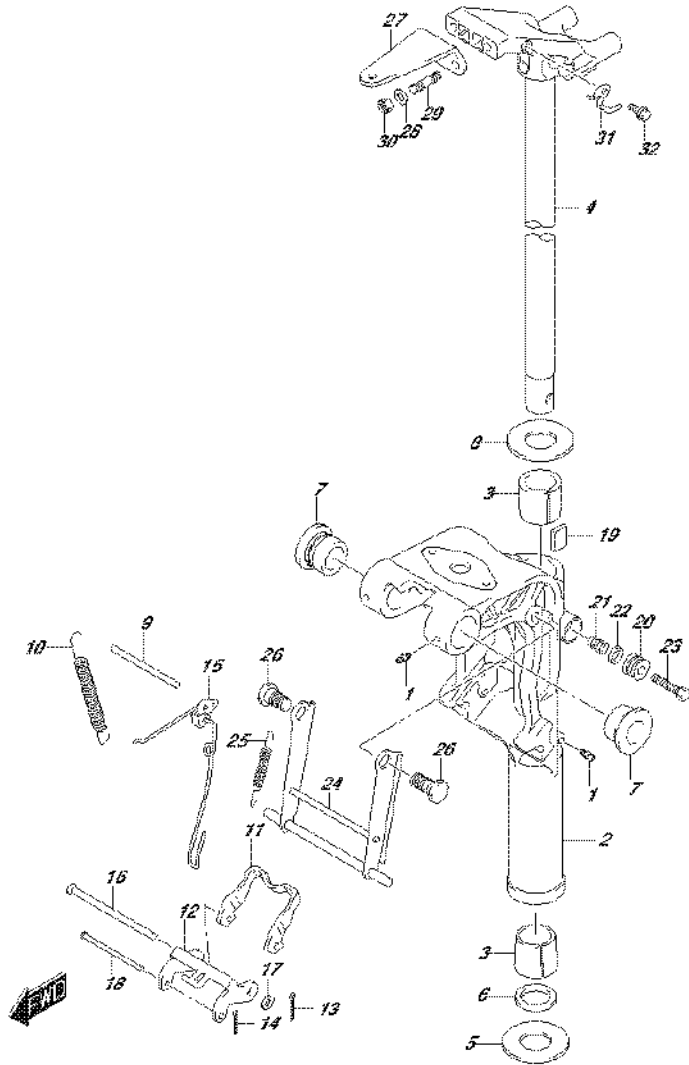


FIG.336H (1-L-11) SWIVEL BRACKET (DF20AR P03)

REF NO.	PART NO.	DESCRIPTION	Q'TY	REMARKS
30	09159-08059	NUT	2	
31	43759-89L00	HOLDER, DRAIN HOSE	1	
32	09116-06225	BOLT (6X15)	1	

FIG.336J

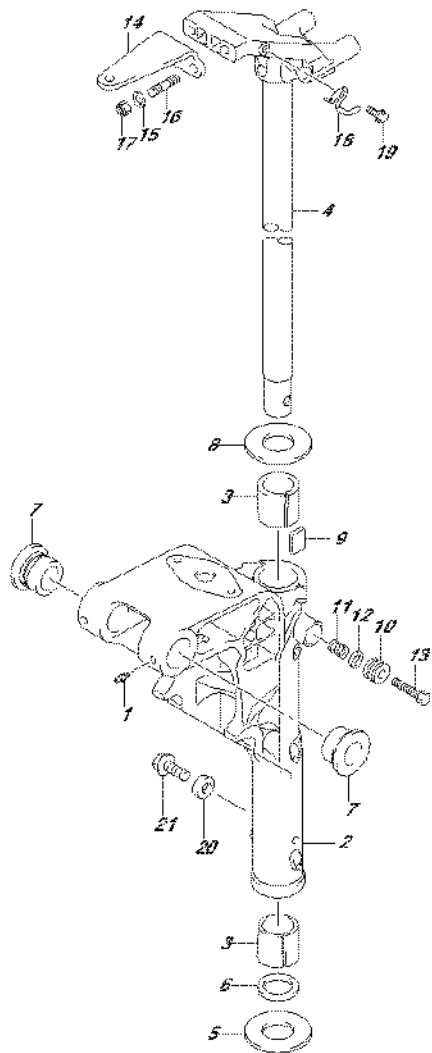


FIG.336J (1-L-12) SWIVEL BRACKET (DF20AT P03)

REF NO.	PART NO.	DESCRIPTION	Q'TY	REMARKS
1-1	22511-99011	NIPPLE	3	W/TRANSOM(S)
1-2	22511-99011	NIPPLE	4	W/TRANSOM(L) W/TRANSOM(X)
2-1	43111-89LB0-0EP	BRACKET, SWIVEL (S) (BLACK)	1	W/TRANSOM(S)
2-2	43111-89LA0-0EP	BRACKET, SWIVEL (L) (BLACK)	1	W/TRANSOM(L) W/TRANSOM(X)
3	43711-94JA0	BUSH, STEERING	2	
4-1	43750-99J60-0EP	BRACKET, STEERING (S) (BLACK)	1	W/TRANSOM(S)
4-2	43750-99J70-0EP	BRACKET, STEERING (L) (BLACK)	1	W/TRANSOM(L) W/TRANSOM(X)
5	09160-27012	WASHER (27.5X47X1)	1	
6	09282-27002	OIL SEAL (26X39X5)	1	
7	43211-87JL0	BUSH, SWIVEL BRACKET	2	
8	09160-27012	WASHER (27.5X47X1)	1	
9	43411-939L0	PLATE, STEERING ADJUSTER	1	
10	43412-93900	COVER, STEERING ADJUSTER	1	
11	29440-93J00	SPRING, STEERING ADJUSTER	1	
12	09160-08082	WASHER (8.5X16X1.2)	1	
13	09100-08232	BOLT (8X30)	1	
14	43755-99J00	ATTACHMENT, STEERING BRACKET	1	
15	09160-08082	WASHER (8.5X16X1.2)	2	
16	09108-08286	STUD BOLT	2	
17	09159-08059	NUT	2	
18	43759-89L00	HOLDER, DRAIN HOSE	1	
19	09116-06225	BOLT (6X15)	1	
20-1	55321-87J01	ANODE, PROTECTION	1	W/TRANSOM(L) W/TRANSOM(X)
20-2	55321-87J11	ANODE(MAGNESIUM)	1	OPT W/TRANSOM(L) W/TRANSOM(X)
21	09103-06319	BOLT (6X14)	1	W/TRANSOM(L) W/TRANSOM(X)



FIG.336K

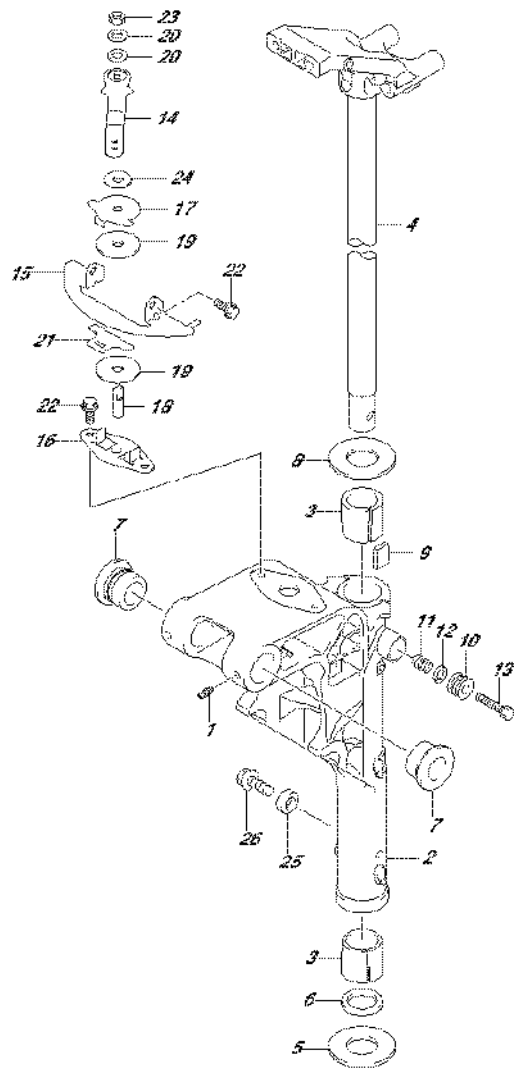


FIG.336K (1-L-13) SWIVEL BRACKET (DF20ATH P03)

REF NO.	PART NO.	DESCRIPTION	Q'TY	REMARKS
1-1	22511-99011	NIPPLE	3	W/TRANSOM(S)
1-2	22511-99011	NIPPLE	4	W/TRANSOM(L) W/TRANSOM(X)
2-1	43111-89LB0-0EP	BRACKET, SWIVEL (S) (BLACK)	1	W/TRANSOM(S)
2-2	43111-89LA0-0EP	BRACKET, SWIVEL (L) (BLACK)	1	W/TRANSOM(L) W/TRANSOM(X)
3	43711-94JA0	BUSH, STEERING	2	
4-1	43750-99J60-0EP	BRACKET, STEERING (S) (BLACK)	1	W/TRANSOM(S)
4-2	43750-99J70-0EP	BRACKET, STEERING (L) (BLACK)	1	W/TRANSOM(L) W/TRANSOM(X)
5	09160-27012	WASHER (27.5X47X1)	1	
6	09282-27002	OIL SEAL (26X39X5)	1	
7	43211-87JL0	BUSH, SWIVEL BRACKET	2	
8	09160-27012	WASHER (27.5X47X1)	1	
9	43411-939L0	PLATE, STRG ADJUSTER	1	
10	43412-93900	COVER, STEERING ADJUSTER	1	
11	29440-93J00	SPRING, STEERING ADJUSTER	1	
12	09160-08082	WASHER (8.5X16X1.2)	1	
13	09100-08232	BOLT (8X30)	1	
14	43411-89LA0	LEVER, STEERING ADJUSTER	1	
15	43415-89L00	PLATE, STEERING ADJUSTER(H)	1	
16	43420-89L00	PLATE, STRG ADJ FRICTION	1	
17	43425-89L00	PLATE, STRG ADJ UPPER	1	
18	43512-89L00	SHAFT, STRG ADJ THREAD(H)	1	
19	43515-88L00	WASHER, STRG ADJ FRICTIONPLATE	2	
20	43516-89J00	WASHER, STEERING ADJUSTER	2	
21	43517-89L00	SPACER, STEERING ADJUSTER	1	
22	09116-06225	BOLT (6X15)	4	
23	09159-08L02	NUT	1	
24	09161-08019	WASHER (8.2X18X1.2)	1	



FIG.336K

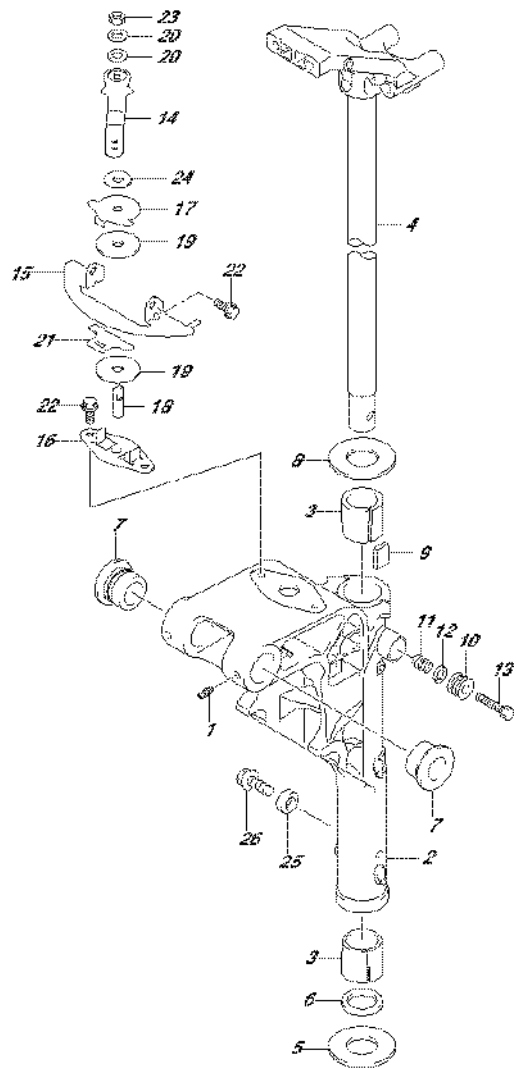


FIG.336K (1-L-14) SWIVEL BRACKET (DF20ATH P03)

REF NO.	PART NO.	DESCRIPTION	Q'TY	REMARKS
25-1	55321-87J01	ANODE, PROTECTION	1	W/TRANSOM(L) W/TRANSOM(X)
25-2	55321-87J11	ANODE(MAGNESIUM)	1	OPT W/TRANSOM(L) W/TRANSOM(X)
26	09103-06319	BOLT (6X14)	1	W/TRANSOM(L) W/TRANSOM(X)



FIG.338A

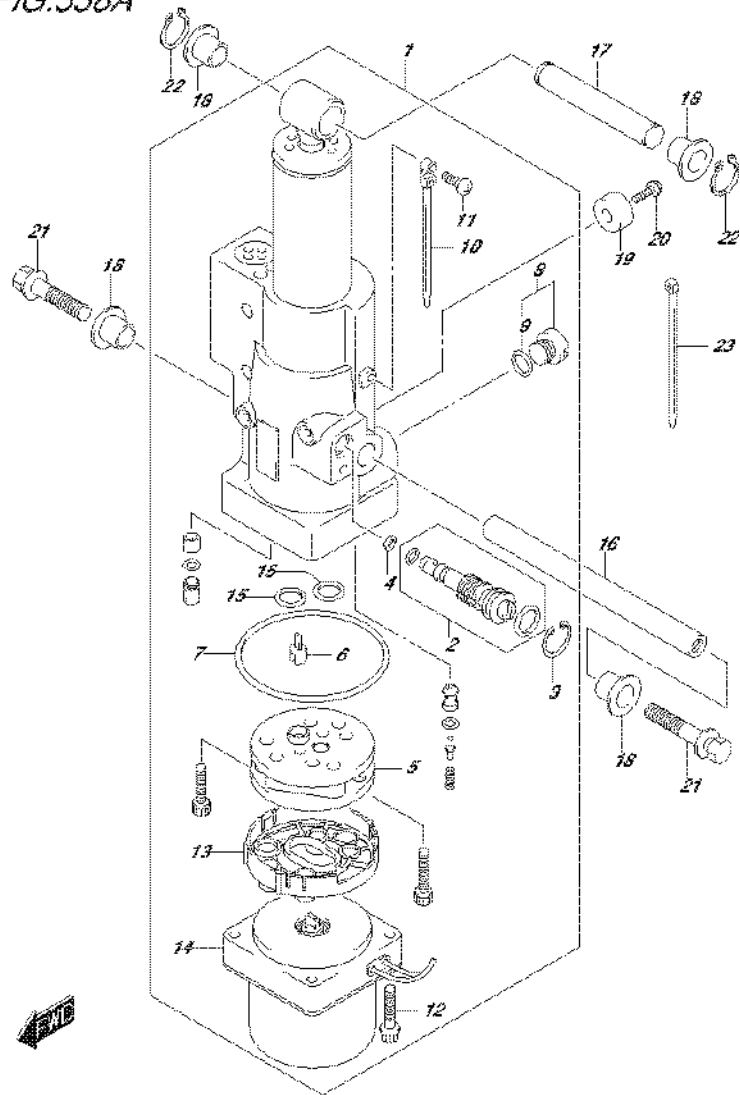


FIG.338A (1-L-15) TILT CYLINDER (DF9.9BT P03)

REF NO.	PART NO.	DESCRIPTION	Q'TY	REMARKS
1	48000-89LA0	POWER TILT ASSY	1	
2	48864-89LA0	.MANUAL VALVE	1	
3	48681-87J11	.CIRCLIP	1	
4	48553-88L00	.SEAL WASHER	1	
5	48510-94600	.PUMP ASSY, GEAR	1	
6	48583-95E00	.JOINT, DRIVE	1	
7	31123-89J10	.O RING	1	
8	48572-94J00	.CAP	1	
9	48664-87D00	.O RING	1	
10	31193-94J00	.BAND	1	
11	31192-94J01	.SCREW	1	
12	31281-94J01	.BOLT	2	
13	48582-97E00	.FILTER	1	
14	38100-89LA0	.MOTOR ASSY, PTT	1	
15	48664-87D00	.O RING	2	
16	48121-94JA0	SHAFT, TILT CYL LOWER	1	
17	48321-97E01	SHAFT, TILT CYL UPPER	1	
18	48325-97E00	BUSH	4	
19-1	55321-87J01	ANODE	1	
19-2	55321-87J11	ANODE(MAGNESIUM)	1	OPT
20	09103-06319	BOLT (6X14)	1	
21	09116-08150	BOLT (8X27)	2	
22	09380-12002	SNAP RING	2	
23	09407-14407	CLAMP (L:145)	3	

FIG.338B

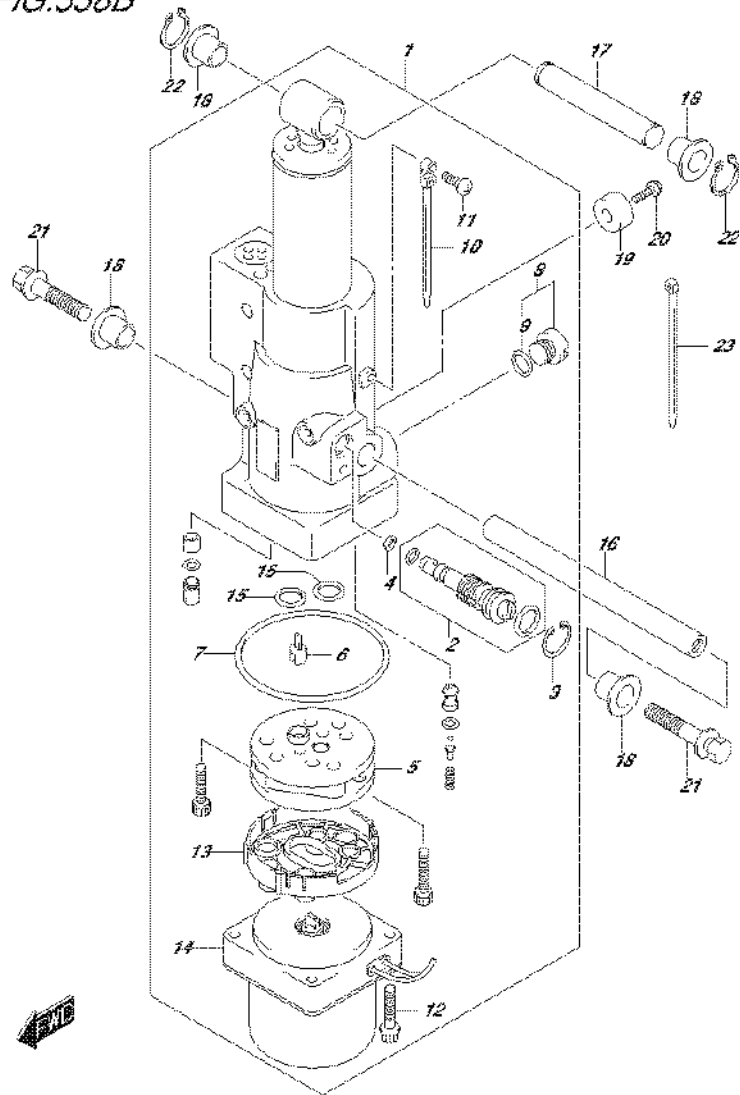


FIG.338B (2-B-2) TILT CYLINDER (DF9.9BTH P03)

REF NO.	PART NO.	DESCRIPTION	Q'TY	REMARKS
1	48000-89LA0	POWER TILT ASSY	1	
2	48864-89LA0	.MANUAL VALVE	1	
3	48681-87J11	.CIRCLIP	1	
4	48553-88L00	.SEAL WASHER	1	
5	48510-94600	.PUMP ASSY, GEAR	1	
6	48583-95E00	.JOINT, DRIVE	1	
7	31123-89J10	.O RING	1	
8	48572-94J00	.CAP	1	
9	48664-87D00	.O RING	1	
10	31193-94J00	.BAND	1	
11	31192-94J01	.SCREW	1	
12	31281-94J01	.BOLT	2	
13	48582-97E00	.FILTER	1	
14	38100-89LA0	.MOTOR ASSY, PTT	1	
15	48664-87D00	.O RING	2	
16	48121-94JA0	SHAFT, TILT CYL LOWER	1	
17	48321-97E01	SHAFT, TILT CYL UPPER	1	
18	48325-97E00	BUSH	4	
19-1	55321-87J01	ANODE	1	
19-2	55321-87J11	ANODE(MAGNESIUM)	1	OPT
20	09103-06319	BOLT (6X14)	1	
21	09116-08150	BOLT (8X27)	2	
22	09380-12002	SNAP RING	2	
23	09407-14407	CLAMP (L:145)	3	

FIG.338C

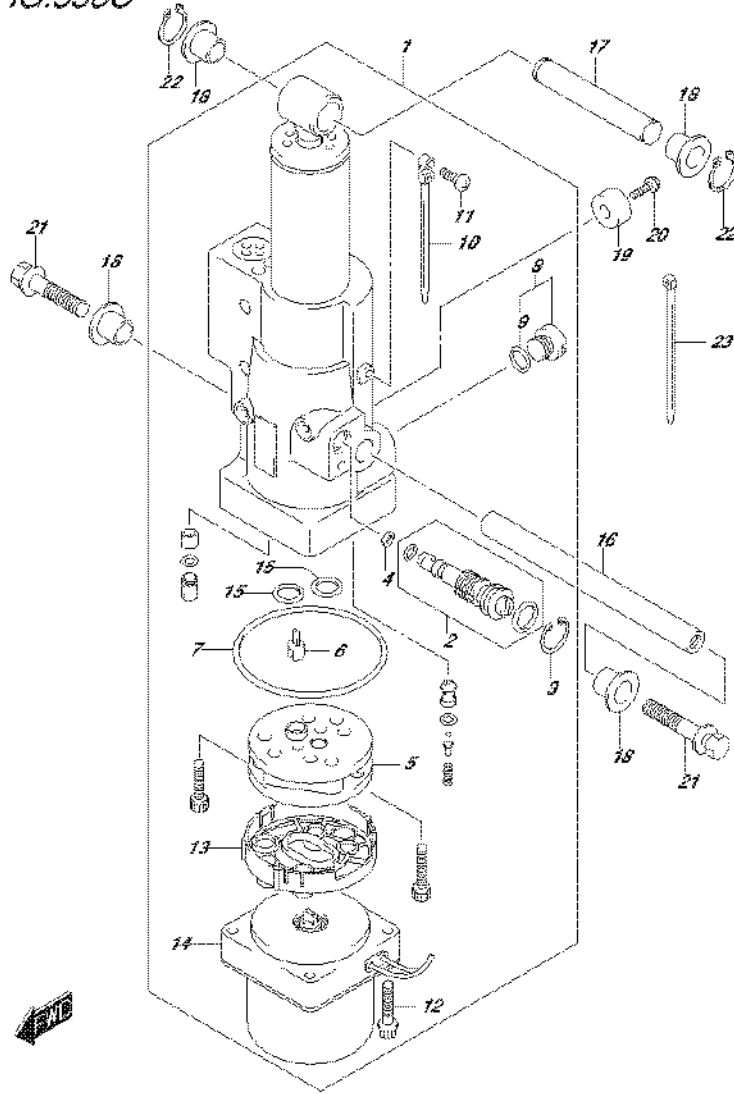


FIG.338C (2-B-3) TILT CYLINDER (DF15ATH P03)

REF NO.	PART NO.	DESCRIPTION	Q'TY	REMARKS
1	48000-89LA0	POWER TILT ASSY	1	
2	48864-89LA0	.MANUAL VALVE	1	
3	48681-87J11	.CIRCLIP	1	
4	48553-88L00	.SEAL WASHER	1	
5	48510-94600	.PUMP ASSY, GEAR	1	
6	48583-95E00	.JOINT, DRIVE	1	
7	31123-89J10	.O RING	1	
8	48572-94J00	.CAP	1	
9	48664-87D00	.O RING	1	
10	31193-94J00	.BAND	1	
11	31192-94J01	.SCREW	1	
12	31281-94J01	.BOLT	2	
13	48582-97E00	.FILTER	1	
14	38100-89LA0	.MOTOR ASSY, PTT	1	
15	48664-87D00	.O RING	2	
16	48121-94JA0	SHAFT, TILT CYL LOWER	1	
17	48321-97E01	SHAFT, TILT CYL UPPER	1	
18	48325-97E00	BUSH	4	
19-1	55321-87J01	ANODE	1	
19-2	55321-87J11	ANODE(MAGNESIUM)	1	OPT
20	09103-06319	BOLT (6X14)	1	
21	09116-08150	BOLT (8X27)	2	
22	09380-12002	SNAP RING	2	
23	09407-14407	CLAMP (L:145)	3	

FIG.338D

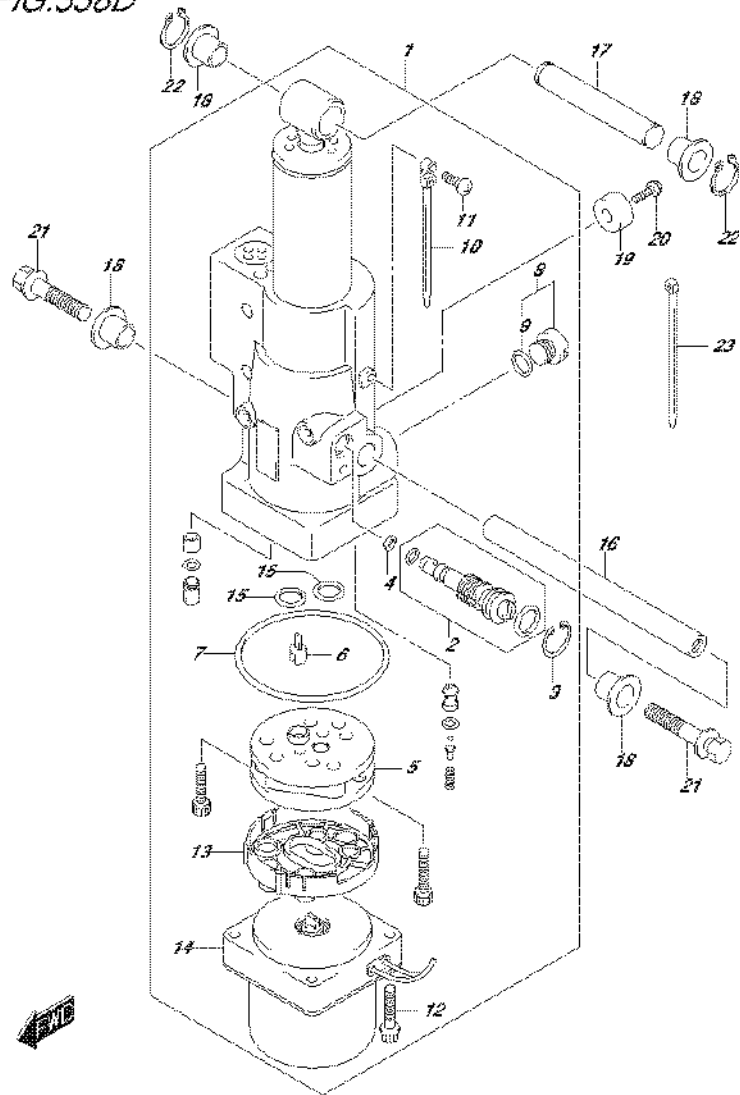


FIG.338D (2-B-4) TILT CYLINDER (DF20AT P03)

REF NO.	PART NO.	DESCRIPTION	Q'TY	REMARKS
1	48000-89LA0	POWER TILT ASSY	1	
2	48864-89LA0	.MANUAL VALVE	1	
3	48681-87J11	.CIRCLIP	1	
4	48553-88L00	.SEAL WASHER	1	
5	48510-94600	.PUMP ASSY, GEAR	1	
6	48583-95E00	.JOINT, DRIVE	1	
7	31123-89J10	.O RING	1	
8	48572-94J00	.CAP	1	
9	48664-87D00	.O RING	1	
10	31193-94J00	.BAND	1	
11	31192-94J01	.SCREW	1	
12	31281-94J01	.BOLT	2	
13	48582-97E00	.FILTER	1	
14	38100-89LA0	.MOTOR ASSY, PTT	1	
15	48664-87D00	.O RING	2	
16	48121-94JA0	SHAFT, TILT CYL LOWER	1	
17	48321-97E01	SHAFT, TILT CYL UPPER	1	
18	48325-97E00	BUSH	4	
19-1	55321-87J01	ANODE	1	
19-2	55321-87J11	ANODE(MAGNESIUM)	1	OPT
20	09103-06319	BOLT (6X14)	1	
21	09116-08150	BOLT (8X27)	2	
22	09380-12002	SNAP RING	2	
23	09407-14407	CLAMP (L:145)	3	

FIG.338E

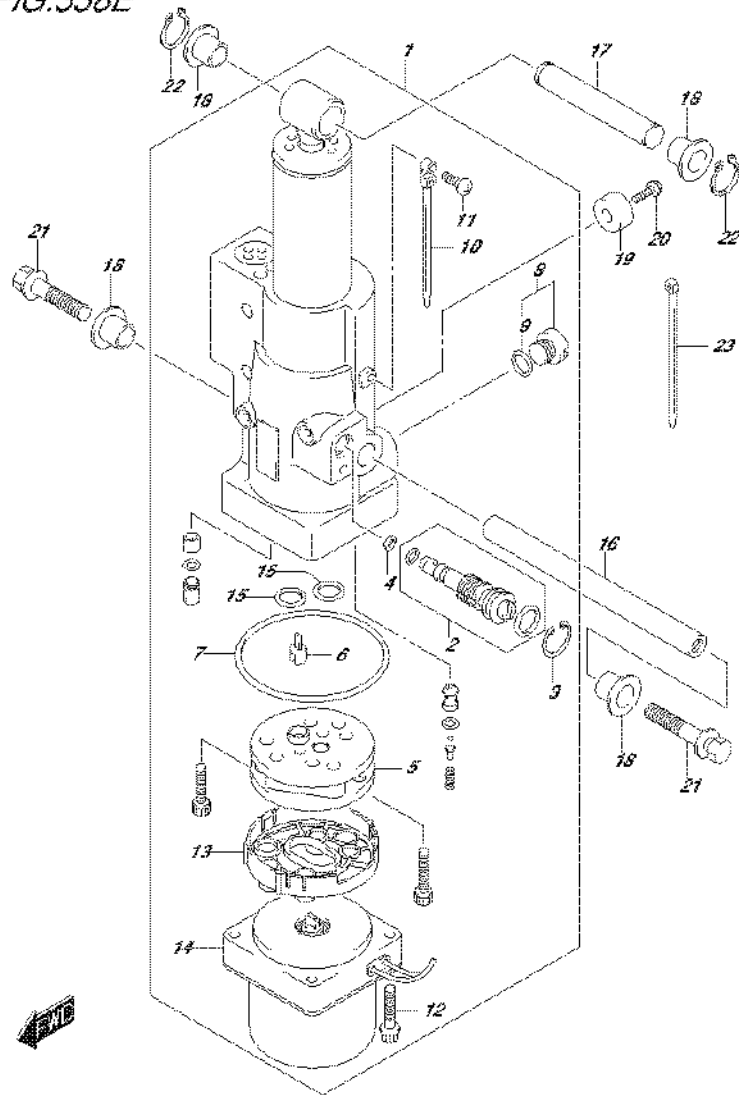


FIG.338E (2-B-5) TILT CYLINDER (DF20ATH P03)

REF NO.	PART NO.	DESCRIPTION	Q'TY	REMARKS
1	48000-89LA0	POWER TILT ASSY	1	
2	48864-89LA0	.MANUAL VALVE	1	
3	48681-87J11	.CIRCLIP	1	
4	48553-88L00	.SEAL WASHER	1	
5	48510-94600	.PUMP ASSY, GEAR	1	
6	48583-95E00	.JOINT, DRIVE	1	
7	31123-89J10	.O RING	1	
8	48572-94J00	.CAP	1	
9	48664-87D00	.O RING	1	
10	31193-94J00	.BAND	1	
11	31192-94J01	.SCREW	1	
12	31281-94J01	.BOLT	2	
13	48582-97E00	.FILTER	1	
14	38100-89LA0	.MOTOR ASSY, PTT	1	
15	48664-87D00	.O RING	2	
16	48121-94JA0	SHAFT, TILT CYL LOWER	1	
17	48321-97E01	SHAFT, TILT CYL UPPER	1	
18	48325-97E00	BUSH	4	
19-1	55321-87J01	ANODE	1	
19-2	55321-87J11	ANODE(MAGNESIUM)	1	OPT
20	09103-06319	BOLT (6X14)	1	
21	09116-08150	BOLT (8X27)	2	
22	09380-12002	SNAP RING	2	
23	09407-14407	CLAMP (L:145)	3	

FIG.340A

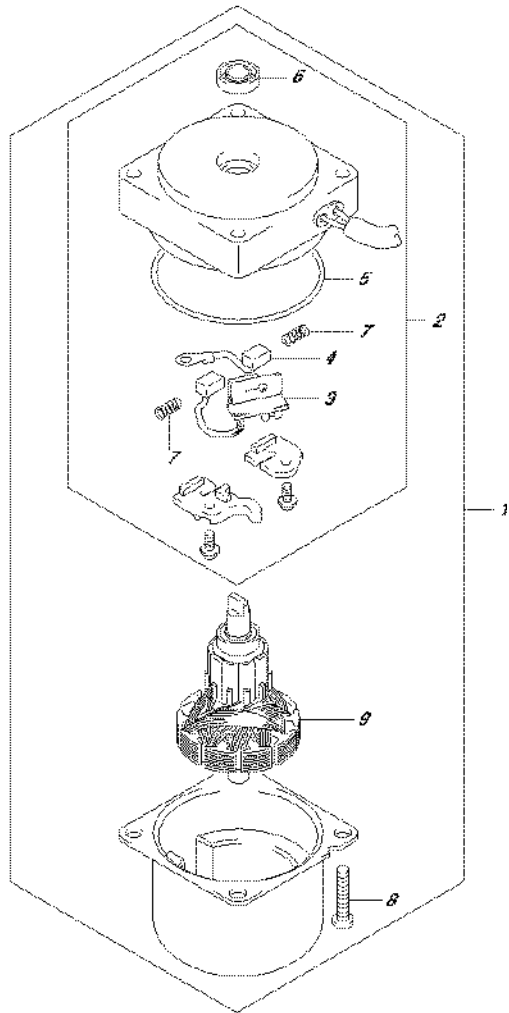


FIG.340A (2-B-6) PTT MOTOR (DF9.9BT P03)

REF NO.	PART NO.	DESCRIPTION	Q'TY	REMARKS
1	38100-89LA0	MOTOR ASSY, PTT	1	
2	31174-89LA0	.BRACKET	1	
3	31136-94J00	..BRAKER	1	
4	31133-94900	..BRUSH	1	
5	31123-94J01	..O RING	1	
6	33799-97E00	..SEAL, OIL	1	
7	31135-94900	..SPRING	2	
8	09136-05041	..SCREW (5X20)	2	
9	31311-94J00	..ARMATURE	1	



FIG.340B

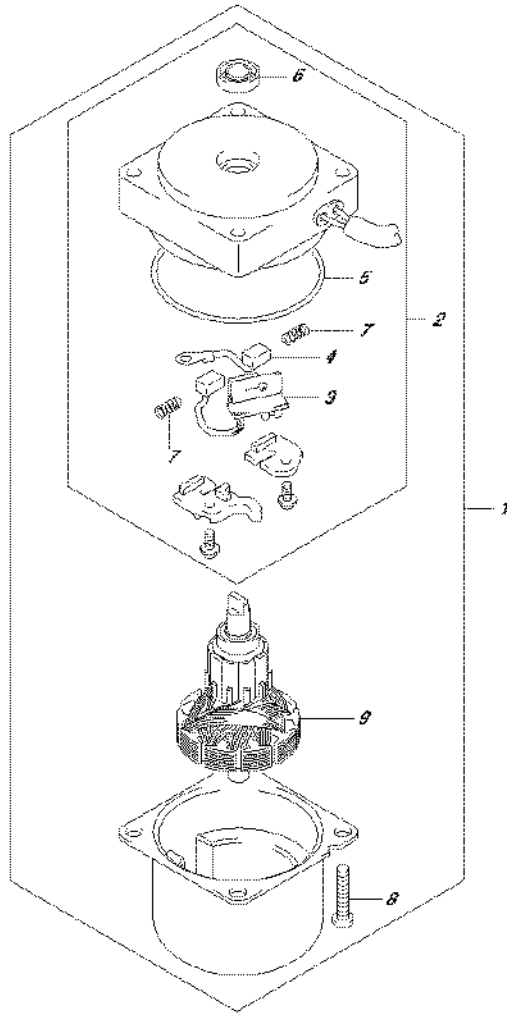


FIG.340B (2-B-7) PTT MOTOR (DF9.9BTH P03)

REF NO.	PART NO.	DESCRIPTION	Q'TY	REMARKS
1	38100-89LA0	MOTOR ASSY, PTT	1	
2	31174-89LA0	.BRACKET	1	
3	31136-94J00	..BRAKER	1	
4	31133-94900	..BRUSH	1	
5	31123-94J01	..O RING	1	
6	33799-97E00	..SEAL, OIL	1	
7	31135-94900	..SPRING	2	
8	09136-05041	..SCREW (5X20)	2	
9	31311-94J00	..ARMATURE	1	

FIG.340C

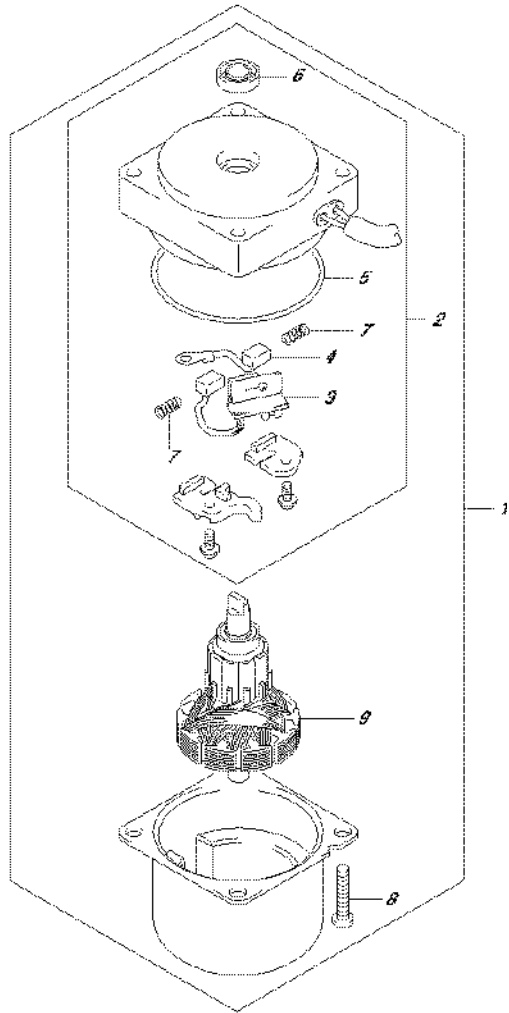


FIG.340C (2-B-8) PTT MOTOR (DF15ATH P03)

REF NO.	PART NO.	DESCRIPTION	Q'TY	REMARKS
1	38100-89LA0	MOTOR ASSY, PTT	1	
2	31174-89LA0	.BRACKET	1	
3	31136-94J00	..BRAKER	1	
4	31133-94900	..BRUSH	1	
5	31123-94J01	..O RING	1	
6	33799-97E00	..SEAL, OIL	1	
7	31135-94900	..SPRING	2	
8	09136-05041	..SCREW (5X20)	2	
9	31311-94J00	..ARMATURE	1	

FIG.340D

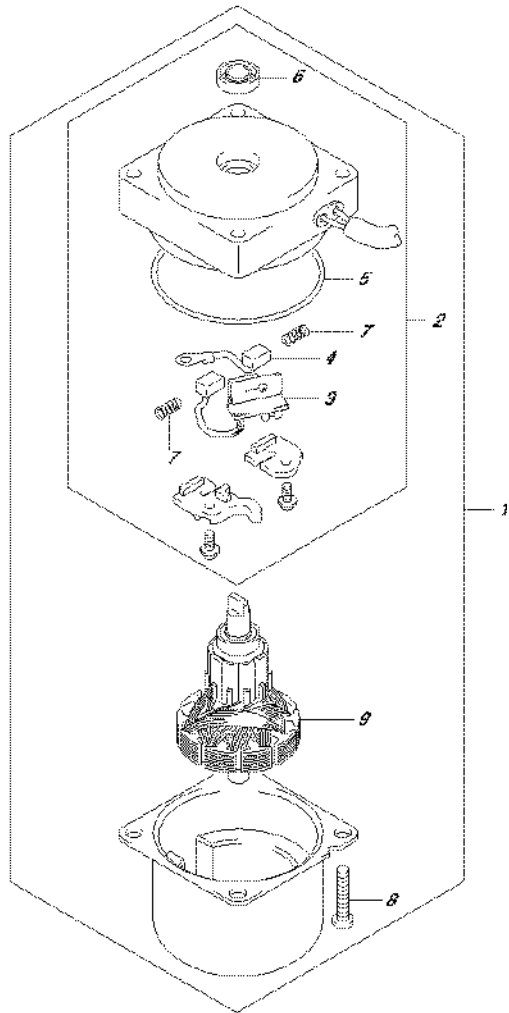


FIG.340D (2-B-9) PTT MOTOR (DF20AT P03)

REF NO.	PART NO.	DESCRIPTION	Q'TY	REMARKS
1	38100-89LA0	MOTOR ASSY, PTT	1	
2	31174-89LA0	.BRACKET	1	
3	31136-94J00	..BRAKER	1	
4	31133-94900	..BRUSH	1	
5	31123-94J01	..O RING	1	
6	33799-97E00	..SEAL, OIL	1	
7	31135-94900	..SPRING	2	
8	09136-05041	..SCREW (5X20)	2	
9	31311-94J00	..ARMATURE	1	

FIG.340E

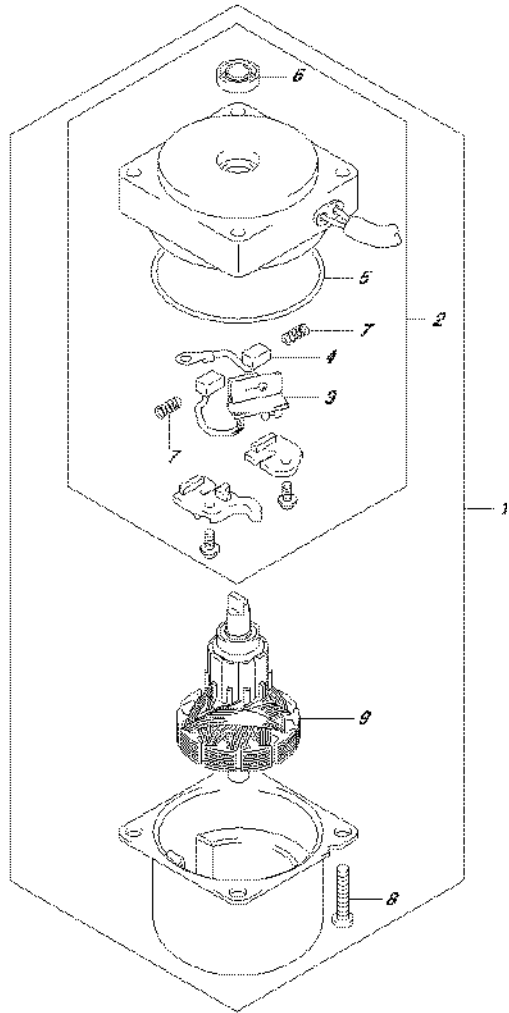


FIG.340E (2-B-10) PTT MOTOR (DF20ATH P03)

REF NO.	PART NO.	DESCRIPTION	Q'TY	REMARKS
1	38100-89LA0	MOTOR ASSY, PTT	1	
2	31174-89LA0	.BRACKET	1	
3	31136-94J00	..BRAKER	1	
4	31133-94900	..BRUSH	1	
5	31123-94J01	..O RING	1	
6	33799-97E00	..SEAL, OIL	1	
7	31135-94900	..SPRING	2	
8	09136-05041	..SCREW (5X20)	2	
9	31311-94J00	..ARMATURE	1	

FIG.401A

FIG.401A (2-B-11) ENGINE HOLDER

REF NO.	PART NO.	DESCRIPTION	Q'TY	REMARKS
1	51110-89L02	HOLDER, ENGINE	1	
2	51211-89L00	GASKET, ENGINE HOLDER	1	
3	09116-08151	BOLT (8X30)	3	
4	09202-06039	PIN (6X10)	2	
5	09282-12L04	OIL SEAL (12X25X7)	1	
6	16515-89L10	HOSE, OIL	1	
7	54112-99J01	BOLT, UPR MOUNT (L:123)	2	
8	54113-99JM0	WASHER, UPPER MOUNT BOLT	2	
9	54127-89L00	MOUNT, UPRER SIDE	1	
10	54125-99J00	STOPPER, UPR REVERSE THRUST	2	
11	54130-89L00	MOUNT, UPPER	2	
12	54137-89L00	COVER, UPPER MOUNT	2	
13	09116-08137	BOLT (8X22)	4	
14	09140-10031	NUT	2	
15	01560-08307	BOLT	7	
16	09401-12413	CLIP	1	
17	16520-99J00	STRAINER, OIL	1	
18	09401-13424	CLIP	1	

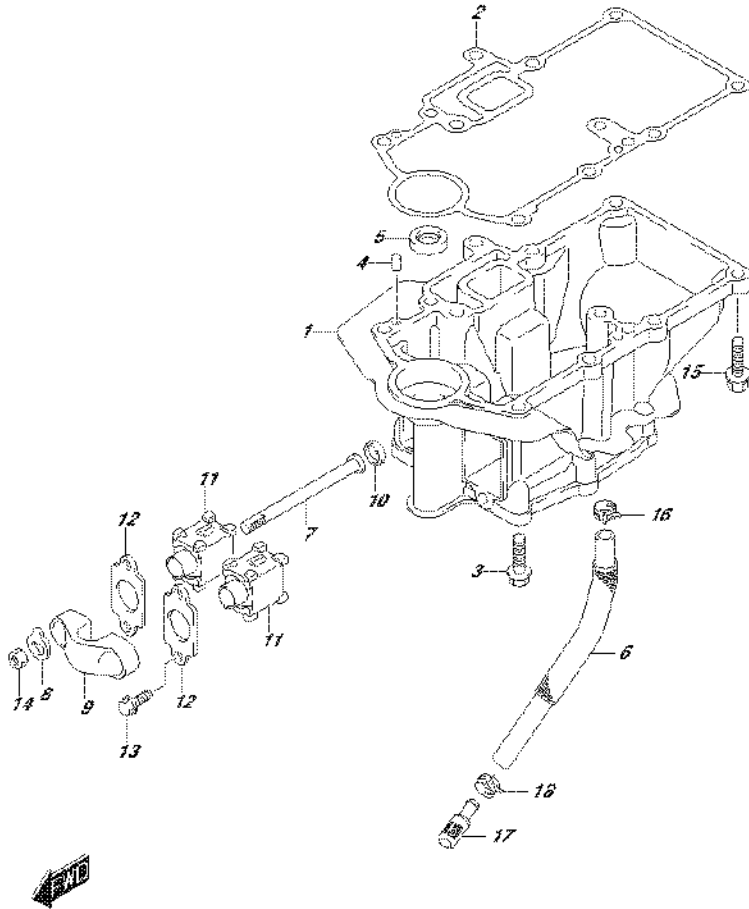
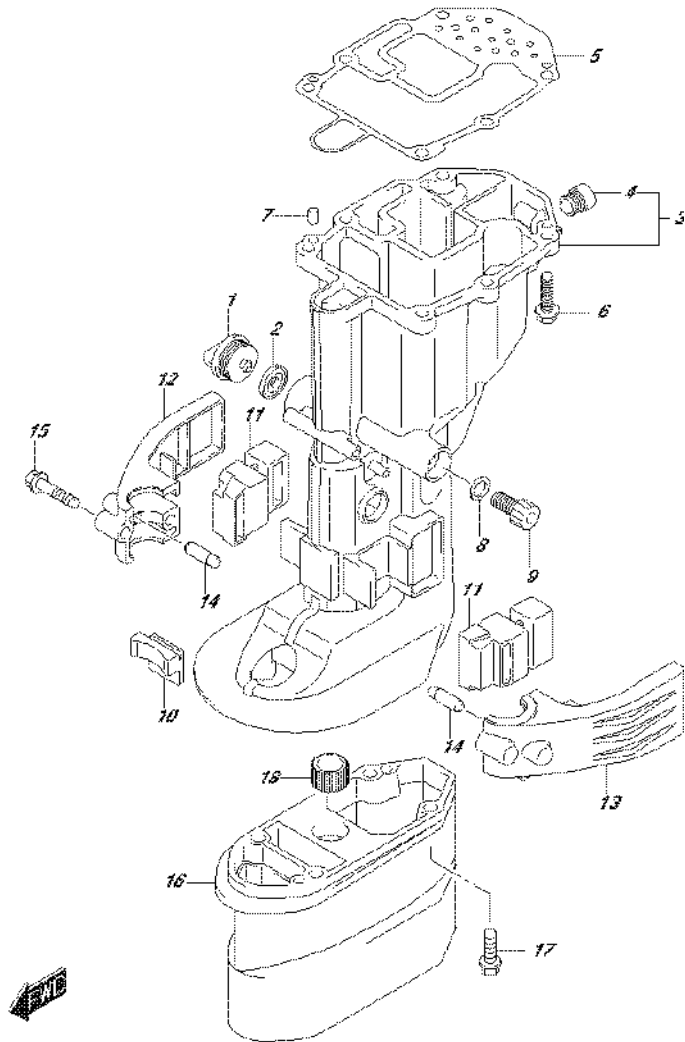


FIG. 405A



DF20A_P03_016_405A
DRIVE SHAFT HOUSING

FIG.405A (2-B-12) DRIVE SHAFT HOUSING

REF NO.	PART NO.	DESCRIPTION	Q'TY	REMARKS
1	17913-93J00	PLUG, WATER	1	
2	17914-93J00	GASKET, WATER PLUG	1	
3-1	52110-89L00-0EP	HOUSING, DRIVE SHAFT (S) (BLACK)	1	W/TRANSOM(S)
3-2	52110-89L10-0EP	HOUSING, DRIVE SHAFT (L) (BLACK)	1	W/TRANSOM(L) W/TRANSOM(X)
4	43112-99E00	.PIPE, EXHAUST	1	
5	52113-89L00	GASKET, DRIVE SHAFT HOUSING	1	
6	09116-08151	BOLT (8X30)	6	
7	09202-06039	PIN (6X10)	2	
8	09168-12017	GASKET (12X17X1)	1	
9	09248-12009	PLUG (12X18.65)	1	
10	54151-99J00	MOUNT, LOWER THRUST	1	
11	54167-99J01	MOUNT, LOWER SIDE	2	
12	54211-99J01-0EP	COVER, LWR MOUNT STBD (BLACK)	1	
13	54221-99J01-0EP	COVER, LWR MOUNT PORT (BLACK)	1	
14	54213-93901	PIN, KNOCK	2	
15	09116-08154	BOLT (8X40)	2	
16	52131-89L00-0EP	CASE, EXTENSION (BLACK)	1	W/TRANSOM(X)
17	09116-08151	BOLT (8X30)	4	W/TRANSOM(X)
18	09320-13022	BUSH	1	W/TRANSOM(X)

DF20A_P03_016

FIG.407A

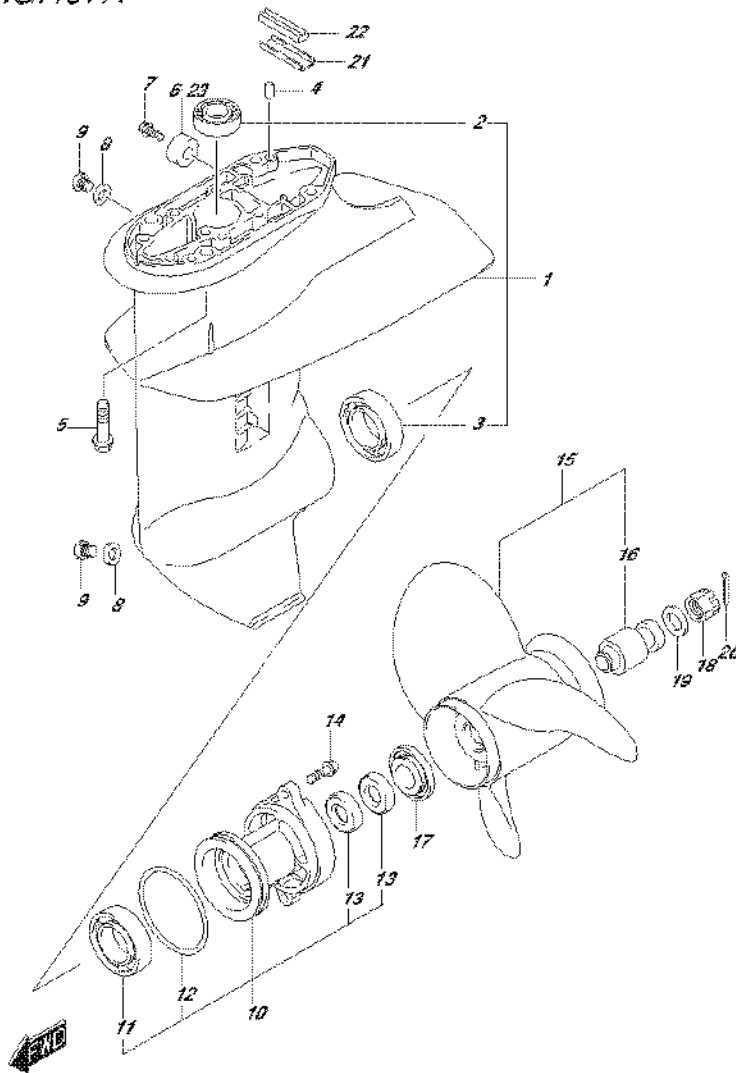


FIG.407A (2-B-13) GEAR CASE (DF15A P03)

REF NO.	PART NO.	DESCRIPTION	Q'TY	REMARKS
1	55100-99J40-0EP	CASE, GEAR (BLACK)	1	
2	09263-17L03	.BEARING (17X24X27.5)	1	
3	09262-25003	.BEARING (25X52X15)	1	
4	09202-06039	PIN (6X10)	2	
5	09116-08151	BOLT (8X30)	4	
6	55321-87J01	ANODE, PROTECTION	1	
7	09103-06319	BOLT (6X14)	1	
8	59178-97J00	GASKET, DRAIN PLUG	2	
9	09248-08001	PLUG (8X7.5)	2	
10	56120-99J41-0EP	HOUSING, PROPELLER SHAFT (BLACK)	1	
11	08110-60050	.BEARING	1	
12	09280-57002	.O RING (D:3.5,ID:65.2)	1	
13	09289-17L02	.OIL SEAL (17X30X6)	2	
14	09116-06227	BOLT (6X20)	2	
15-1	58100-89L00-019	PROPELLER, 3X9-1/4X7 (M701) (BLACK)	1	
15-2	58100-89L20-019	PROPELLER, 3X9-1/4X9 (M930) (BLACK)	1	
15-3	58100-89L60-019	PROPELLER, 3X9-1/4X10 (M1001) (BLACK)	1	
15-4	58100-89L40-019	PROPELLER, 3X9-1/4X11 (M1101) (BLACK)	1	
15-5	58100-89L50-019	PROPELLER, 3X9-1/4X12 (M1201) (BLACK)	1	
15-6	58100-90L40-019	PROPELLER, 3X9-1/4X8 (M821) (BLACK)	1	
15-7	58100-90L50-019	PROPELLER, 3X9-1/4X9 (M911) (BLACK)	1	
15-8	58100-90L60-019	PROPELLER, 3X9-1/4X10 (M1011) (BLACK)	1	
16	58120-89L00	.BUSH, PROPELLER	1	

FIG.407A

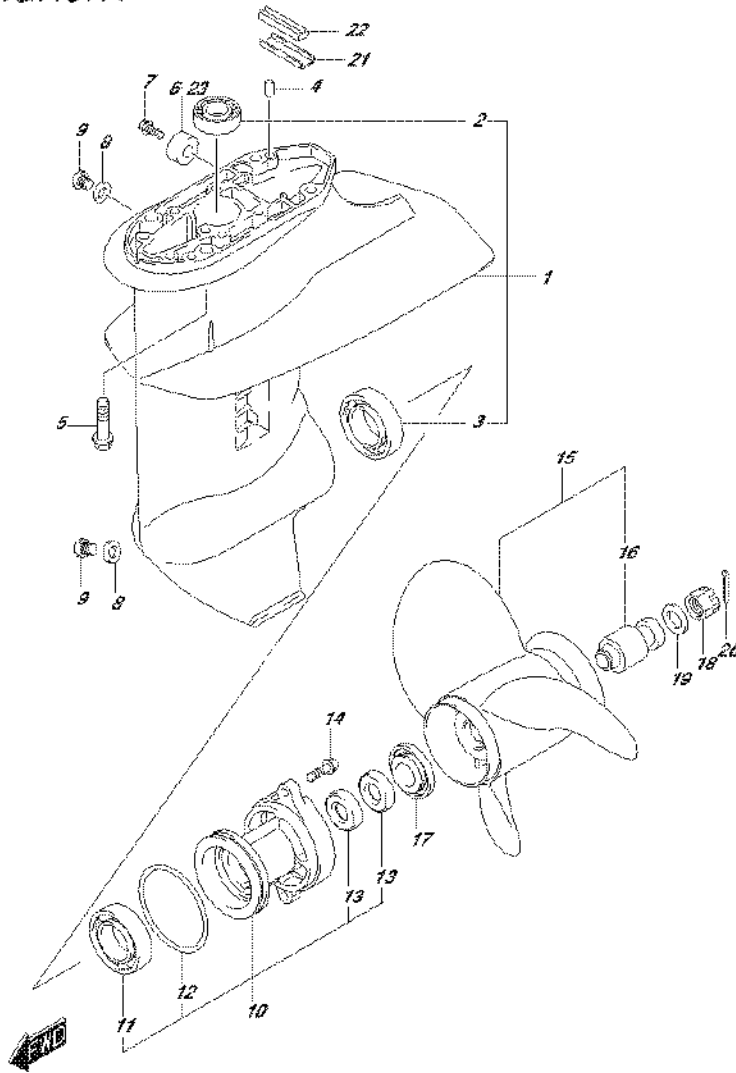


FIG.407A (2-B-14) GEAR CASE (DF15A P03)

REF NO.	PART NO.	DESCRIPTION	Q'TY	REMARKS
17	57632-94J00	STOPPER, PROPELLER BUSH	1	
18	09141-12005	NUT	1	
19	09160-12066	WASHER (12.5X22X2.5)	1	
20	09204-02004	PIN	1	
21	55331-99J10	CORE, EXHAUST SEAL	1	
22	55332-99J10	RUBBER, EXHAUST SEAL	1	
23	55321-87J11	ANODE (MAGNESIUM)	1	OPT

FIG.407B

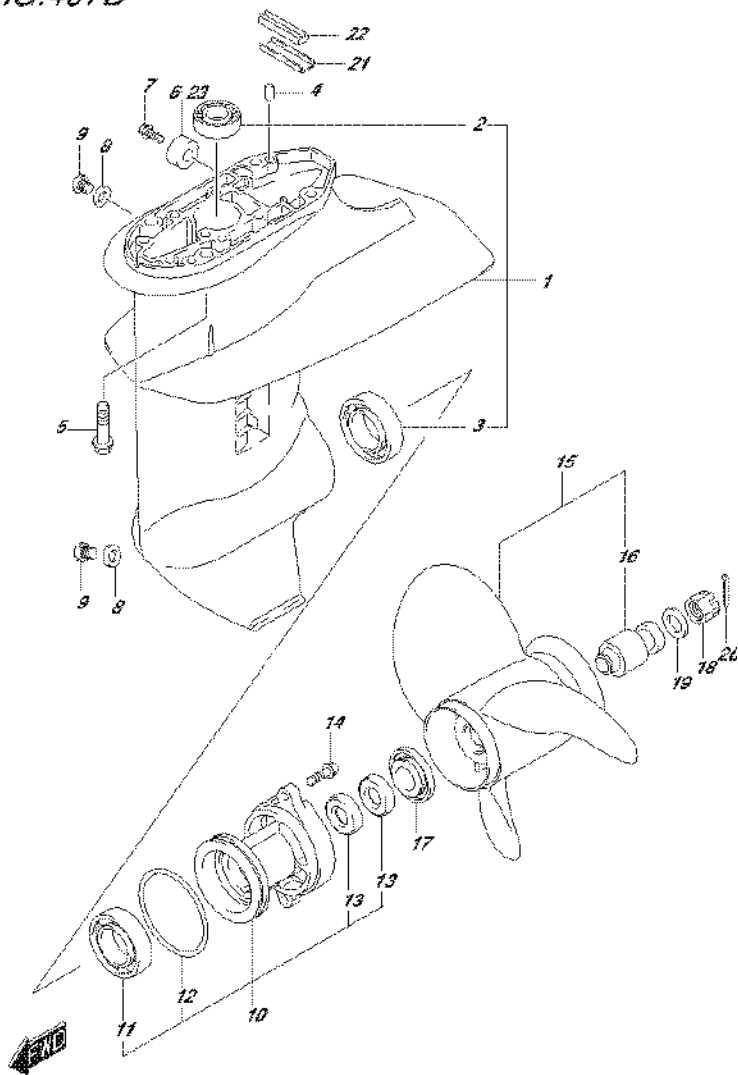


FIG.407B (2-B-15) GEAR CASE (DF20A P03)

REF NO.	PART NO.	DESCRIPTION	Q'TY	REMARKS
1	55100-99J40-0EP	CASE, GEAR (BLACK)	1	
2	09263-17L03	.BEARING (17X24X27.5)	1	
3	09262-25003	.BEARING (25X52X15)	1	
4	09202-06039	PIN (6X10)	2	
5	09116-08151	BOLT (8X30)	4	
6	55321-87J01	ANODE, PROTECTION	1	
7	09103-06319	BOLT (6X14)	1	
8	59178-97J00	GASKET, DRAIN PLUG	2	
9	09248-08001	PLUG (8X7.5)	2	
10	56120-99J41-0EP	HOUSING, PROPELLER SHAFT (BLACK)	1	
11	08110-60050	.BEARING	1	
12	09280-57002	.O RING (D:3.5,ID:65.2)	1	
13	09289-17L02	.OIL SEAL (17X30X6)	2	
14	09116-06227	BOLT (6X20)	2	
15-1	58100-89L00-019	PROPELLER, 3X9-1/4X7 (M701) (BLACK)	1	
15-2	58100-89L20-019	PROPELLER, 3X9-1/4X9 (M930) (BLACK)	1	
15-3	58100-89L60-019	PROPELLER, 3X9-1/4X10 (M1001) (BLACK)	1	
15-4	58100-89L40-019	PROPELLER, 3X9-1/4X11 (M1101) (BLACK)	1	
15-5	58100-89L50-019	PROPELLER, 3X9-1/4X12 (M1201) (BLACK)	1	
15-6	58100-90L40-019	PROPELLER, 3X9-1/4X8 (M821) (BLACK)	1	
15-7	58100-90L50-019	PROPELLER, 3X9-1/4X9 (M911) (BLACK)	1	
15-8	58100-90L60-019	PROPELLER, 3X9-1/4X10 (M1011) (BLACK)	1	
16	58120-89L00	.BUSH, PROPELLER	1	

FIG.407B

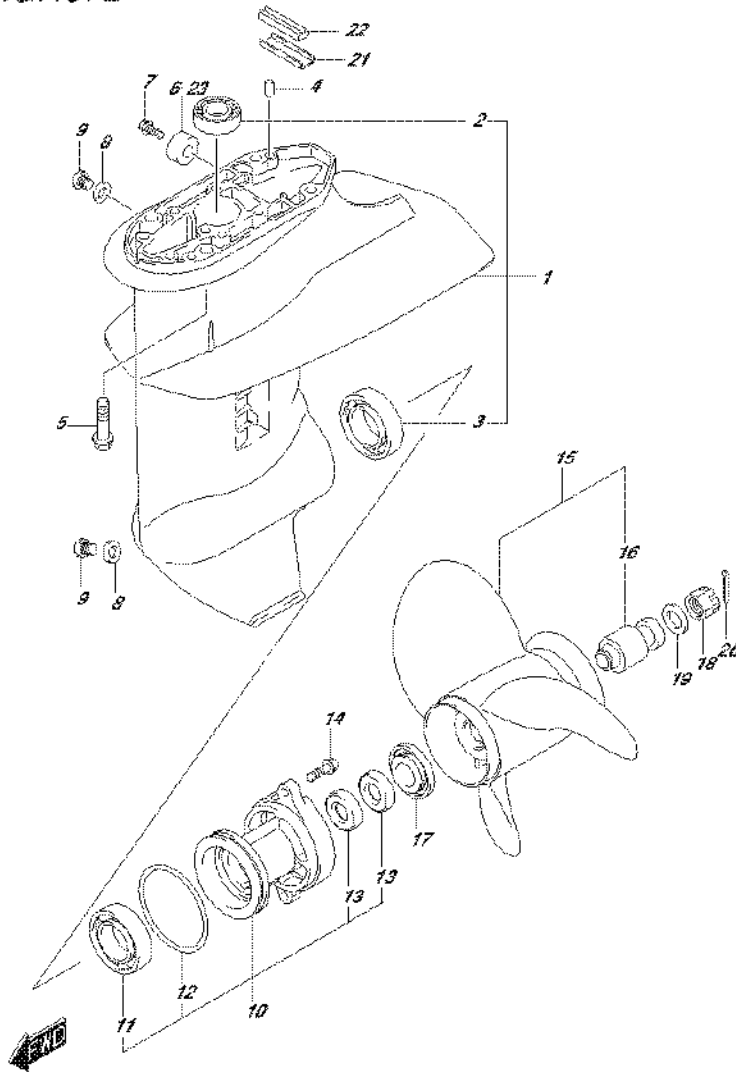


FIG.407B (2-C-2) GEAR CASE (DF20A P03)

REF NO.	PART NO.	DESCRIPTION	Q'TY	REMARKS
17	57632-94J00	STOPPER, PROPELLER BUSH	1	
18	09141-12005	NUT	1	
19	09160-12066	WASHER (12.5X22X2.5)	1	
20	09204-02004	PIN	1	
21	55331-99J10	CORE, EXHAUST SEAL	1	
22	55332-99J10	RUBBER, EXHAUST SEAL	1	
23	55321-87J11	ANODE (MAGNESIUM)	1	OPT

FIG.407C

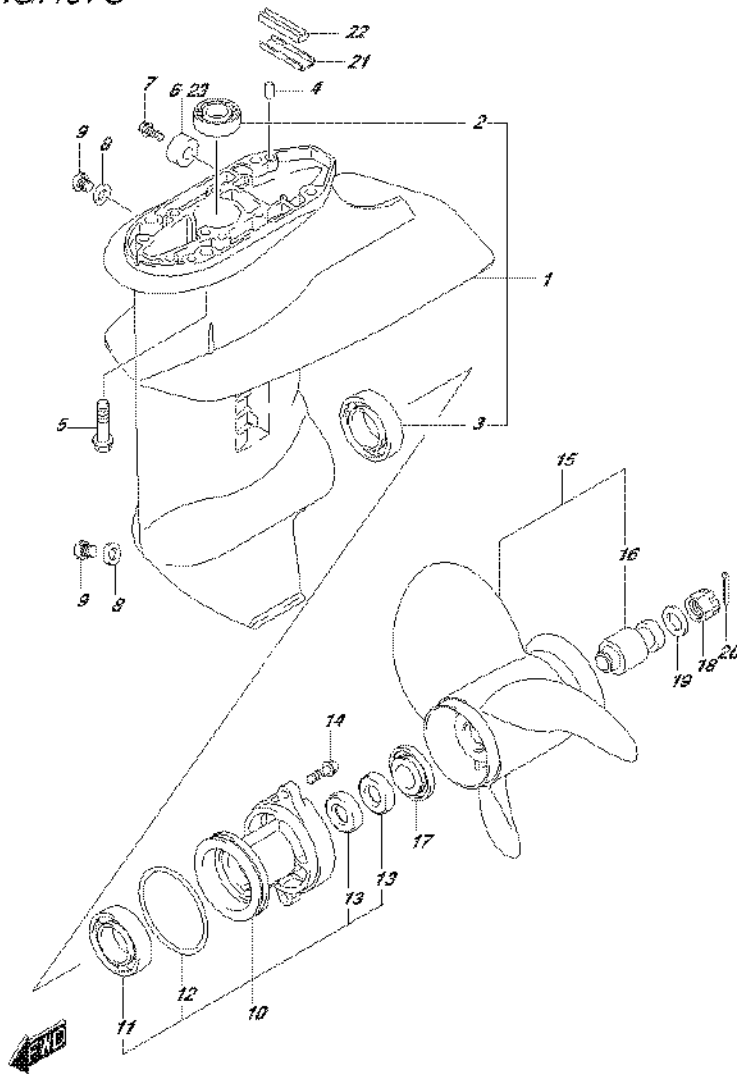


FIG.407C (2-C-3) GEAR CASE (DF20AR P03)

REF NO.	PART NO.	DESCRIPTION	Q'TY	REMARKS
1	55100-99J40-0EP	CASE, GEAR (BLACK)	1	
2	09263-17L03	.BEARING (17X24X27.5)	1	
3	09262-25003	.BEARING (25X52X15)	1	
4	09202-06039	PIN (6X10)	2	
5	09116-08151	BOLT (8X30)	4	
6	55321-87J01	ANODE, PROTECTION	1	
7	09103-06319	BOLT (6X14)	1	
8	59178-97J00	GASKET, DRAIN PLUG	2	
9	09248-08001	PLUG (8X7.5)	2	
10	56120-99J41-0EP	HOUSING, PROPELLER SHAFT (BLACK)	1	
11	08110-60050	.BEARING	1	
12	09280-57002	.O RING (D:3.5,ID:65.2)	1	
13	09289-17L02	.OIL SEAL (17X30X6)	2	
14	09116-06227	BOLT (6X20)	2	
15-1	58100-89L00-019	PROPELLER, 3X9-1/4X7 (M701) (BLACK)	1	
15-2	58100-89L20-019	PROPELLER, 3X9-1/4X9 (M930) (BLACK)	1	
15-3	58100-89L60-019	PROPELLER, 3X9-1/4X10 (M1001) (BLACK)	1	
15-4	58100-89L40-019	PROPELLER, 3X9-1/4X11 (M1101) (BLACK)	1	
15-5	58100-89L50-019	PROPELLER, 3X9-1/4X12 (M1201) (BLACK)	1	
15-6	58100-90L40-019	PROPELLER, 3X9-1/4X8 (M821) (BLACK)	1	
15-7	58100-90L50-019	PROPELLER, 3X9-1/4X9 (M911) (BLACK)	1	
15-8	58100-90L60-019	PROPELLER, 3X9-1/4X10 (M1011) (BLACK)	1	
16	58120-89L00	.BUSH, PROPELLER	1	

FIG.407C

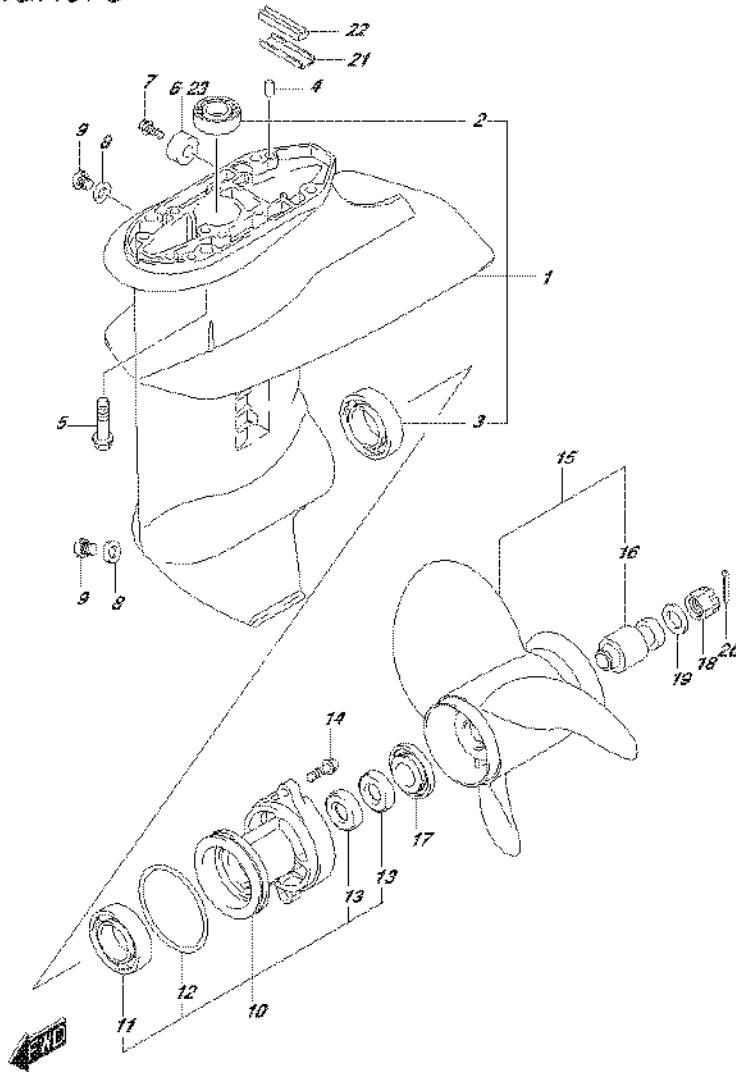


FIG.407C (2-C-4) GEAR CASE (DF20AR P03)

REF NO.	PART NO.	DESCRIPTION	Q'TY	REMARKS
17	57632-94J00	STOPPER, PROPELLER BUSH	1	
18	09141-12005	NUT	1	
19	09160-12066	WASHER (12.5X22X2.5)	1	
20	09204-02004	PIN	1	
21	55331-99J10	CORE, EXHAUST SEAL	1	
22	55332-99J10	RUBBER, EXHAUST SEAL	1	
23	55321-87J11	ANODE (MAGNESIUM)	1	OPT

FIG.407D

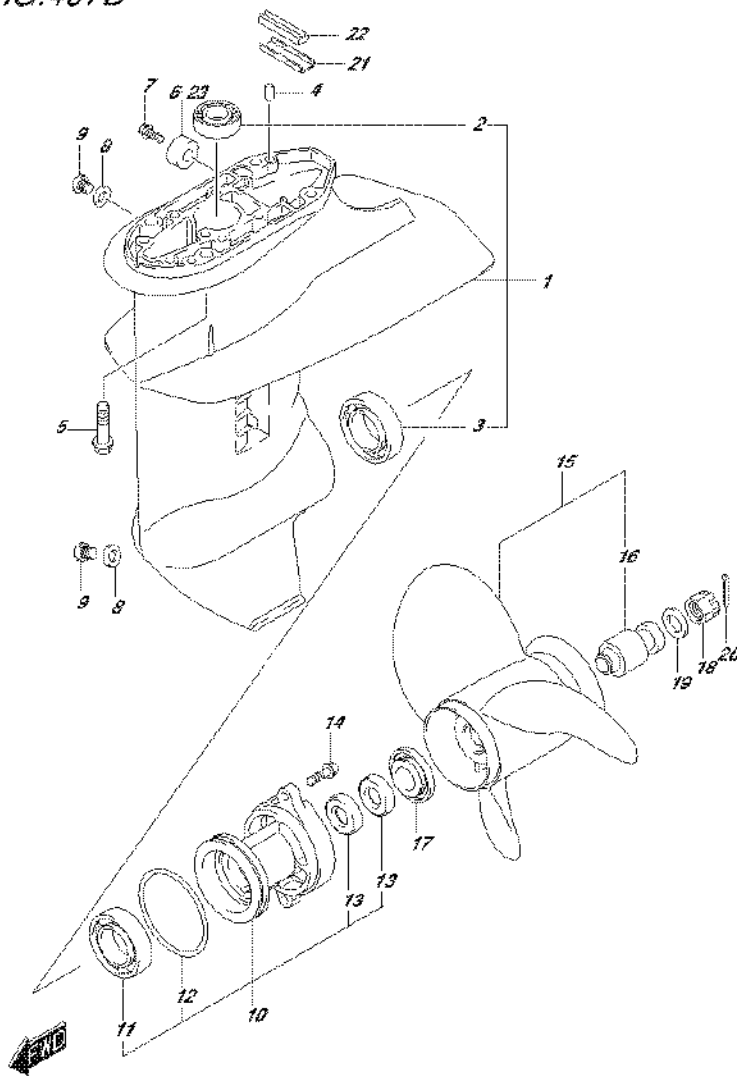


FIG.407D (2-C-5) GEAR CASE (DF20AT P03)

REF NO.	PART NO.	DESCRIPTION	Q'TY	REMARKS
1	55100-99J40-0EP	CASE, GEAR (BLACK)	1	
2	09263-17L03	.BEARING (17X24X27.5)	1	
3	09262-25003	.BEARING (25X52X15)	1	
4	09202-06039	PIN (6X10)	2	
5	09116-08151	BOLT (8X30)	4	
6	55321-87J01	ANODE, PROTECTION	1	
7	09103-06319	BOLT (6X14)	1	
8	59178-97J00	GASKET, DRAIN PLUG	2	
9	09248-08001	PLUG (8X7.5)	2	
10	56120-99J41-0EP	HOUSING, PROPELLER SHAFT (BLACK)	1	
11	08110-60050	.BEARING	1	
12	09280-57002	.O RING (D:3.5,ID:65.2)	1	
13	09289-17L02	.OIL SEAL (17X30X6)	2	
14	09116-06227	BOLT (6X20)	2	
15-1	58100-89L00-019	PROPELLER, 3X9-1/4X7 (M701) (BLACK)	1	
15-2	58100-89L20-019	PROPELLER, 3X9-1/4X9 (M930) (BLACK)	1	
15-3	58100-89L60-019	PROPELLER, 3X9-1/4X10 (M1001) (BLACK)	1	
15-4	58100-89L40-019	PROPELLER, 3X9-1/4X11 (M1101) (BLACK)	1	
15-5	58100-89L50-019	PROPELLER, 3X9-1/4X12 (M1201) (BLACK)	1	
15-6	58100-90L40-019	PROPELLER, 3X9-1/4X8 (M821) (BLACK)	1	
15-7	58100-90L50-019	PROPELLER, 3X9-1/4X9 (M911) (BLACK)	1	
15-8	58100-90L60-019	PROPELLER, 3X9-1/4X10 (M1011) (BLACK)	1	
16	58120-89L00	.BUSH, PROPELLER	1	

FIG.407D

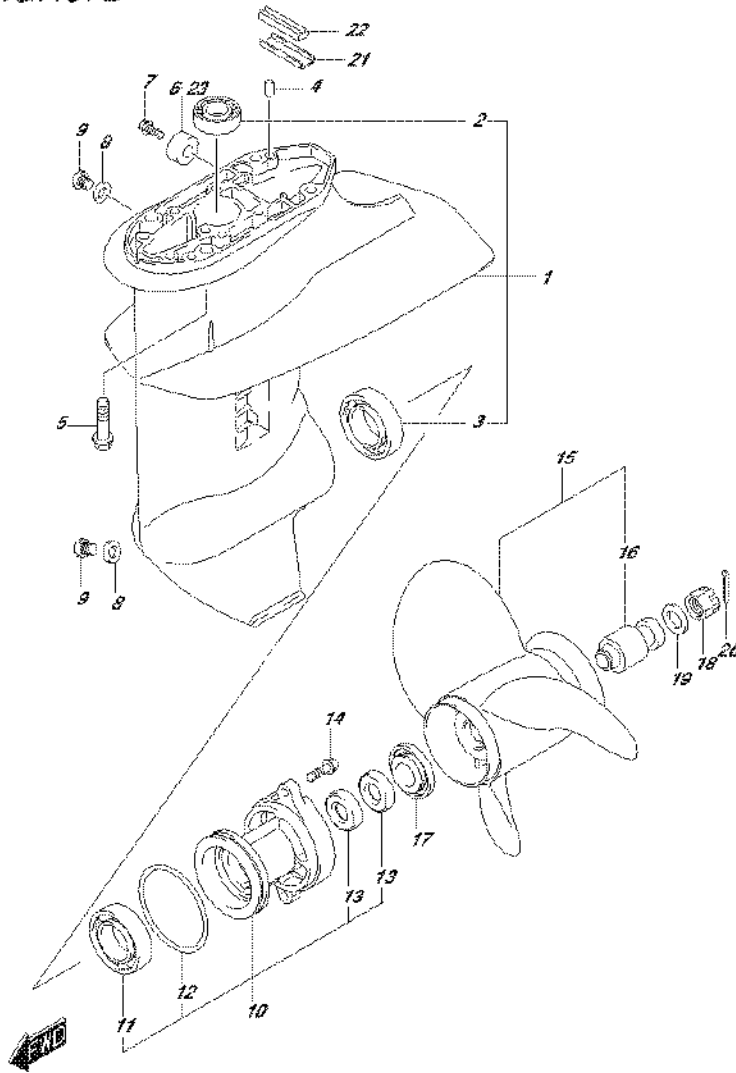


FIG.407D (2-C-6) GEAR CASE (DF20AT P03)

REF NO.	PART NO.	DESCRIPTION	Q'TY	REMARKS
17	57632-94J00	STOPPER, PROPELLER BUSH	1	
18	09141-12005	NUT	1	
19	09160-12066	WASHER (12.5X22X2.5)	1	
20	09204-02004	PIN	1	
21	55331-99J10	CORE, EXHAUST SEAL	1	
22	55332-99J10	RUBBER, EXHAUST SEAL	1	
23	55321-87J11	ANODE (MAGNESIUM)	1	OPT

FIG.407E

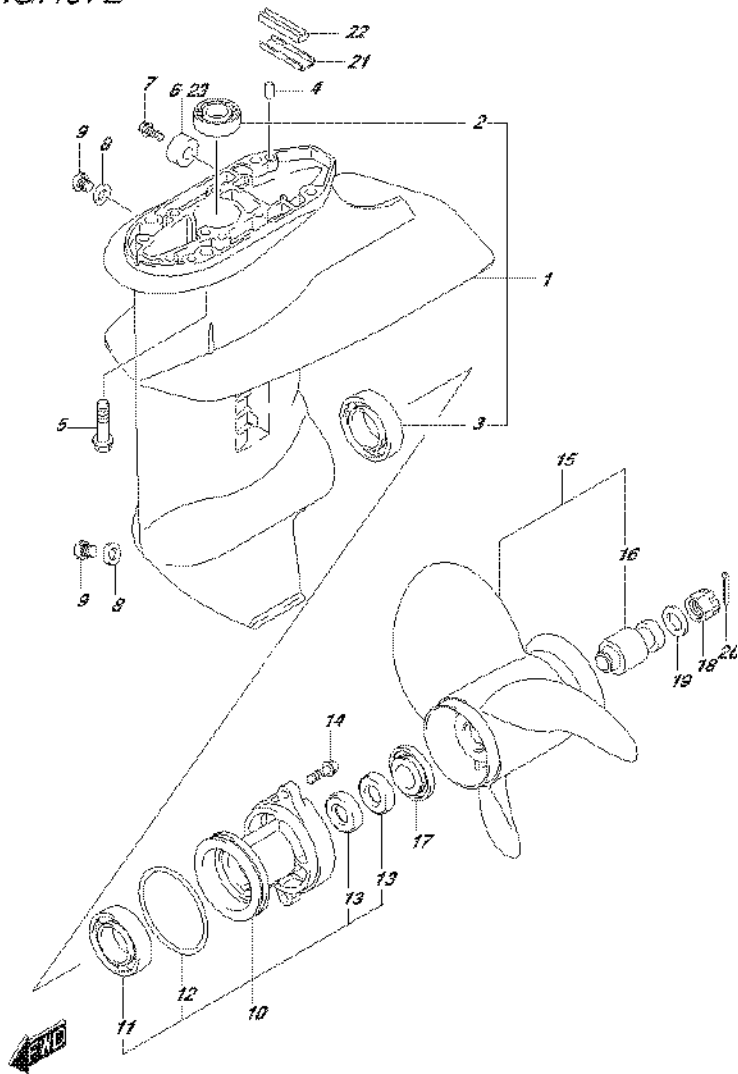


FIG.407E (2-C-7) GEAR CASE (DF20ATH P03)

REF NO.	PART NO.	DESCRIPTION	Q'TY	REMARKS
1	55100-99J40-0EP	CASE, GEAR (BLACK)	1	
2	09263-17L03	.BEARING (17X24X27.5)	1	
3	09262-25003	.BEARING (25X52X15)	1	
4	09202-06039	PIN (6X10)	2	
5	09116-08151	BOLT (8X30)	4	
6	55321-87J01	ANODE, PROTECTION	1	
7	09103-06319	BOLT (6X14)	1	
8	59178-97J00	GASKET, DRAIN PLUG	2	
9	09248-08001	PLUG (8X7.5)	2	
10	56120-99J41-0EP	HOUSING, PROPELLER SHAFT (BLACK)	1	
11	08110-60050	.BEARING	1	
12	09280-57002	.O RING (D:3.5,ID:65.2)	1	
13	09289-17L02	.OIL SEAL (17X30X6)	2	
14	09116-06227	BOLT (6X20)	2	
15-1	58100-89L00-019	PROPELLER, 3X9-1/4X7 (M701) (BLACK)	1	
15-2	58100-89L20-019	PROPELLER, 3X9-1/4X9 (M930) (BLACK)	1	
15-3	58100-89L60-019	PROPELLER, 3X9-1/4X10 (M1001) (BLACK)	1	
15-4	58100-89L40-019	PROPELLER, 3X9-1/4X11 (M1101) (BLACK)	1	
15-5	58100-89L50-019	PROPELLER, 3X9-1/4X12 (M1201) (BLACK)	1	
15-6	58100-90L40-019	PROPELLER, 3X9-1/4X8 (M821) (BLACK)	1	
15-7	58100-90L50-019	PROPELLER, 3X9-1/4X9 (M911) (BLACK)	1	
15-8	58100-90L60-019	PROPELLER, 3X9-1/4X10 (M1011) (BLACK)	1	
16	58120-89L00	.BUSH, PROPELLER	1	

FIG.407E

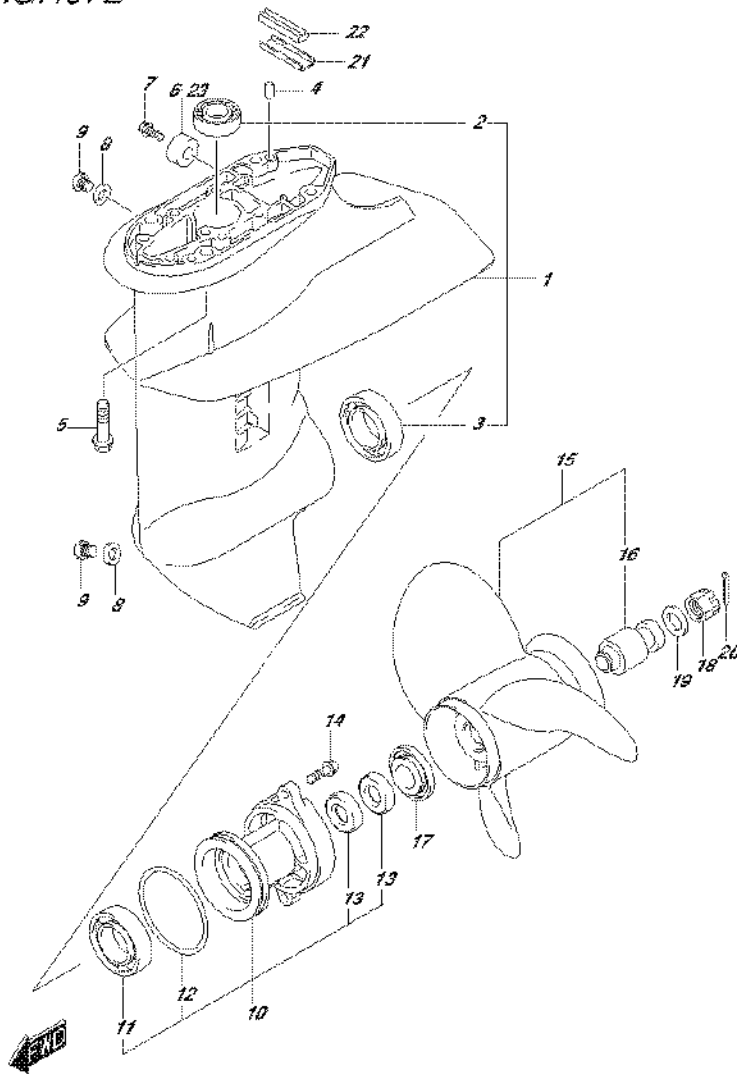
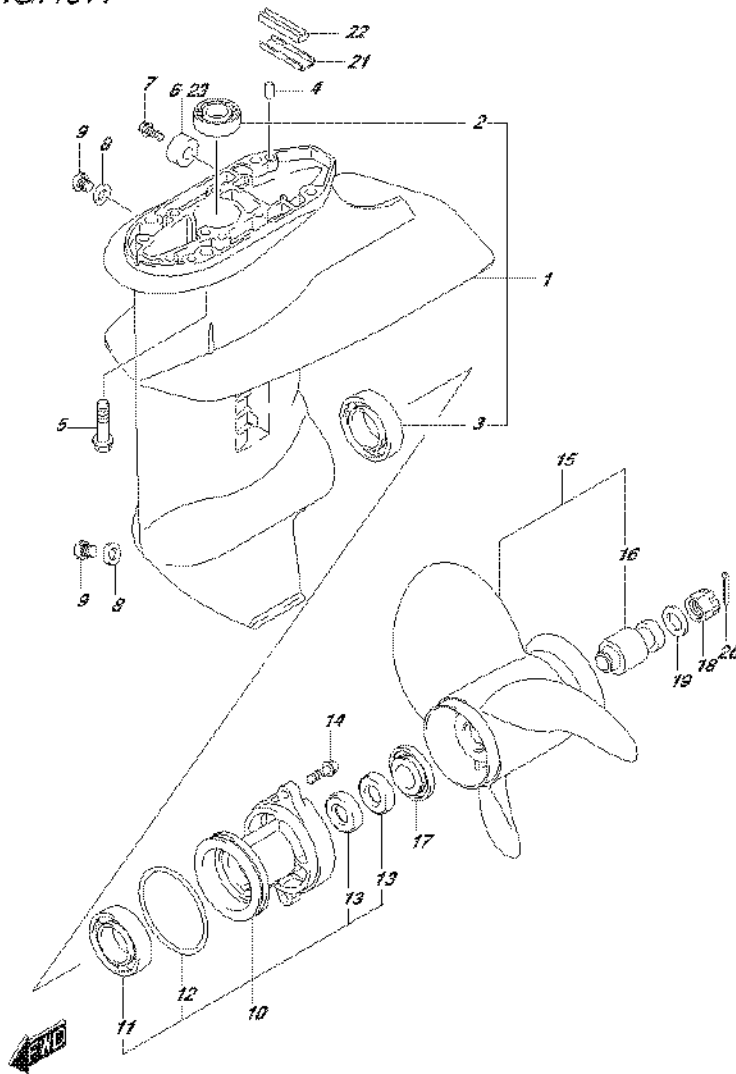


FIG.407E (2-C-8) GEAR CASE (DF20ATH P03)

REF NO.	PART NO.	DESCRIPTION	Q'TY	REMARKS
17	57632-94J00	STOPPER, PROPELLER BUSH	1	
18	09141-12005	NUT	1	
19	09160-12066	WASHER (12.5X22X2.5)	1	
20	09204-02004	PIN	1	
21	55331-99J10	CORE, EXHAUST SEAL	1	
22	55332-99J10	RUBBER, EXHAUST SEAL	1	
23	55321-87J11	ANODE (MAGNESIUM)	1	OPT

FIG.407F



DF20A_P03_016_407F
GEAR CASE

FIG.407F (2-C-9) GEAR CASE (3 BLADE) (DF9.9B P03)

REF NO.	PART NO.	DESCRIPTION	Q'TY	REMARKS
1	55100-99J40-0EP	CASE, GEAR (BLACK)	1	
2	09263-17L03	.BEARING (17X24X27.5)	1	
3	09262-25003	.BEARING (25X52X15)	1	
4	09202-06039	PIN (6X10)	2	
5	09116-08151	BOLT (8X30)	4	
6	55321-87J01	ANODE, PROTECTION	1	
7	09103-06319	BOLT (6X14)	1	
8	59178-97J00	GASKET, DRAIN PLUG	2	
9	09248-08001	PLUG (8X7.5)	2	
10	56120-99J41-0EP	HOUSING, PROPELLER SHAFT (BLACK)	1	
11	08110-60050	.BEARING	1	
12	09280-57002	.O RING (D:3.5,ID:65.2)	1	
13	09289-17L02	.OIL SEAL (17X30X6)	2	
14	09116-06227	BOLT (6X20)	2	
15-1	58100-89L00-019	PROPELLER, 3X9-1/4X7 (M701) (BLACK)	1	
15-2	58100-89L20-019	PROPELLER, 3X9-1/4X9 (M930) (BLACK)	1	
15-3	58100-89L60-019	PROPELLER, 3X9-1/4X10 (M1001) (BLACK)	1	
15-4	58100-89L40-019	PROPELLER, 3X9-1/4X11 (M1101) (BLACK)	1	
15-5	58100-89L50-019	PROPELLER, 3X9-1/4X12 (M1201) (BLACK)	1	
15-6	58100-90L40-019	PROPELLER, 3X9-1/4X8 (M821) (BLACK)	1	
15-7	58100-90L50-019	PROPELLER, 3X9-1/4X9 (M911) (BLACK)	1	
15-8	58100-90L60-019	PROPELLER, 3X9-1/4X10 (M1011) (BLACK)	1	
16	58120-89L00	.BUSH, PROPELLER	1	

DF20A_P03_016

FIG.407F

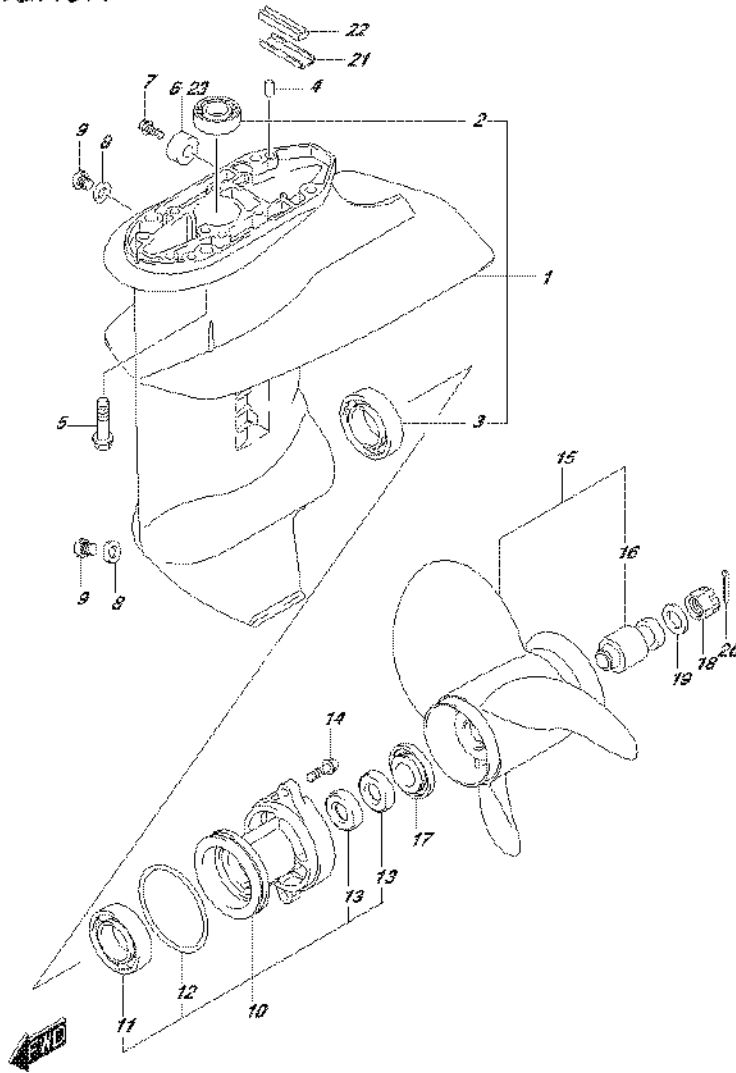


FIG.407F (2-C-10) GEAR CASE (3 BLADE) (DF9.9B P03)

REF NO.	PART NO.	DESCRIPTION	Q'TY	REMARKS
17	57632-94J00	STOPPER, PROPELLER BUSH	1	
18	09141-12005	NUT	1	
19	09160-12066	WASHER (12.5X22X2.5)	1	
20	09204-02004	PIN	1	
21	55331-99J10	CORE, EXHAUST SEAL	1	
22	55332-99J10	RUBBER, EXHAUST SEAL	1	
23	55321-87J11	ANODE (MAGNESIUM)	1	OPT

FIG.407G

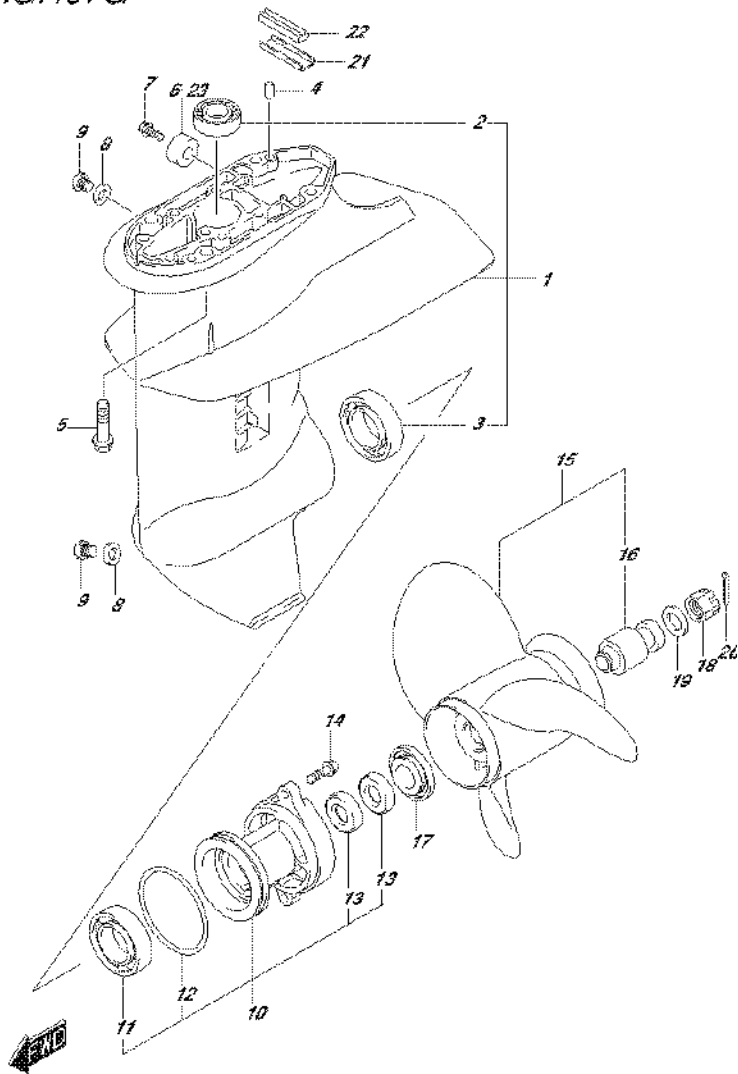


FIG.407G (2-C-11) GEAR CASE (3 BLADE) (DF9.9BR P03)

REF NO.	PART NO.	DESCRIPTION	Q'TY	REMARKS
1	55100-99J40-0EP	CASE, GEAR (BLACK)	1	
2	09263-17L03	.BEARING (17X24X27.5)	1	
3	09262-25003	.BEARING (25X52X15)	1	
4	09202-06039	PIN (6X10)	2	
5	09116-08151	BOLT (8X30)	4	
6	55321-87J01	ANODE, PROTECTION	1	
7	09103-06319	BOLT (6X14)	1	
8	59178-97J00	GASKET, DRAIN PLUG	2	
9	09248-08001	PLUG (8X7.5)	2	
10	56120-99J41-0EP	HOUSING, PROPELLER SHAFT (BLACK)	1	
11	08110-60050	.BEARING	1	
12	09280-57002	.O RING (D:3.5,ID:65.2)	1	
13	09289-17L02	.OIL SEAL (17X30X6)	2	
14	09116-06227	BOLT (6X20)	2	
15-1	58100-89L00-019	PROPELLER, 3X9-1/4X7 (M701) (BLACK)	1	
15-2	58100-89L20-019	PROPELLER, 3X9-1/4X9 (M930) (BLACK)	1	
15-3	58100-89L60-019	PROPELLER, 3X9-1/4X10 (M1001) (BLACK)	1	
15-4	58100-89L40-019	PROPELLER, 3X9-1/4X11 (M1101) (BLACK)	1	
15-5	58100-89L50-019	PROPELLER, 3X9-1/4X12 (M1201) (BLACK)	1	
15-6	58100-90L40-019	PROPELLER, 3X9-1/4X8 (M821) (BLACK)	1	
15-7	58100-90L50-019	PROPELLER, 3X9-1/4X9 (M911) (BLACK)	1	
15-8	58100-90L60-019	PROPELLER, 3X9-1/4X10 (M1011) (BLACK)	1	
16	58120-89L00	.BUSH, PROPELLER	1	

FIG.407G

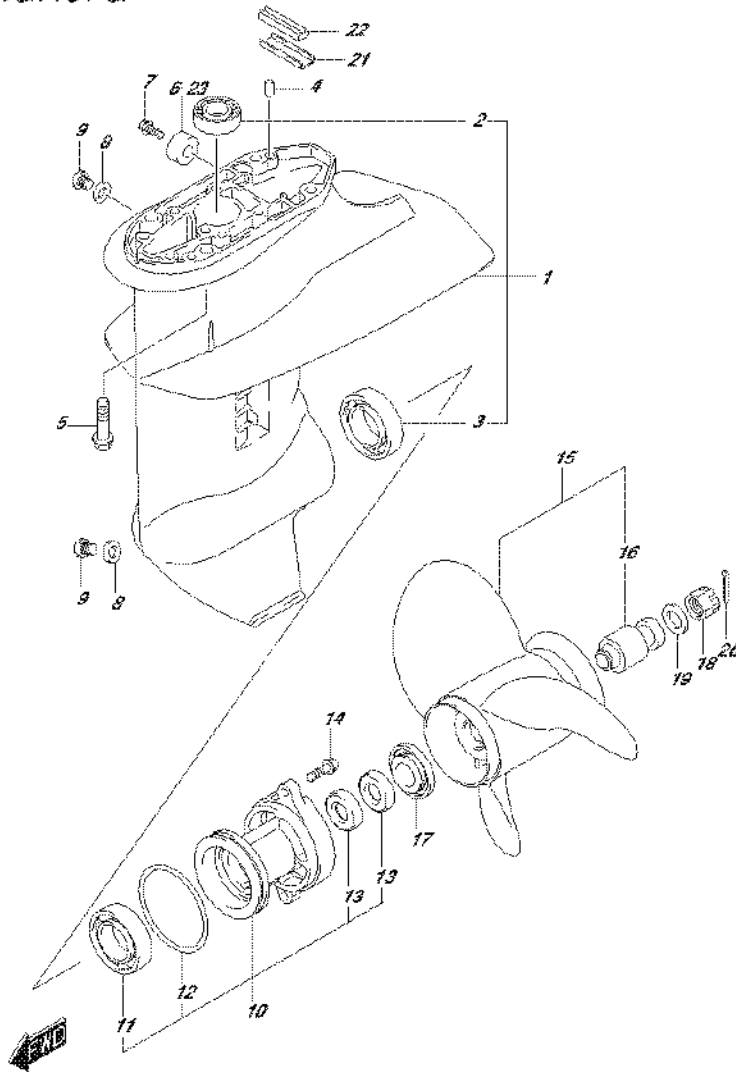


FIG.407G (2-C-12) GEAR CASE (3 BLADE) (DF9.9BR P03)

REF NO.	PART NO.	DESCRIPTION	Q'TY	REMARKS
17	57632-94J00	STOPPER, PROPELLER BUSH	1	
18	09141-12005	NUT	1	
19	09160-12066	WASHER (12.5X22X2.5)	1	
20	09204-02004	PIN	1	
21	55331-99J10	CORE, EXHAUST SEAL	1	
22	55332-99J10	RUBBER, EXHAUST SEAL	1	
23	55321-87J11	ANODE (MAGNESIUM)	1	OPT

FIG.407H

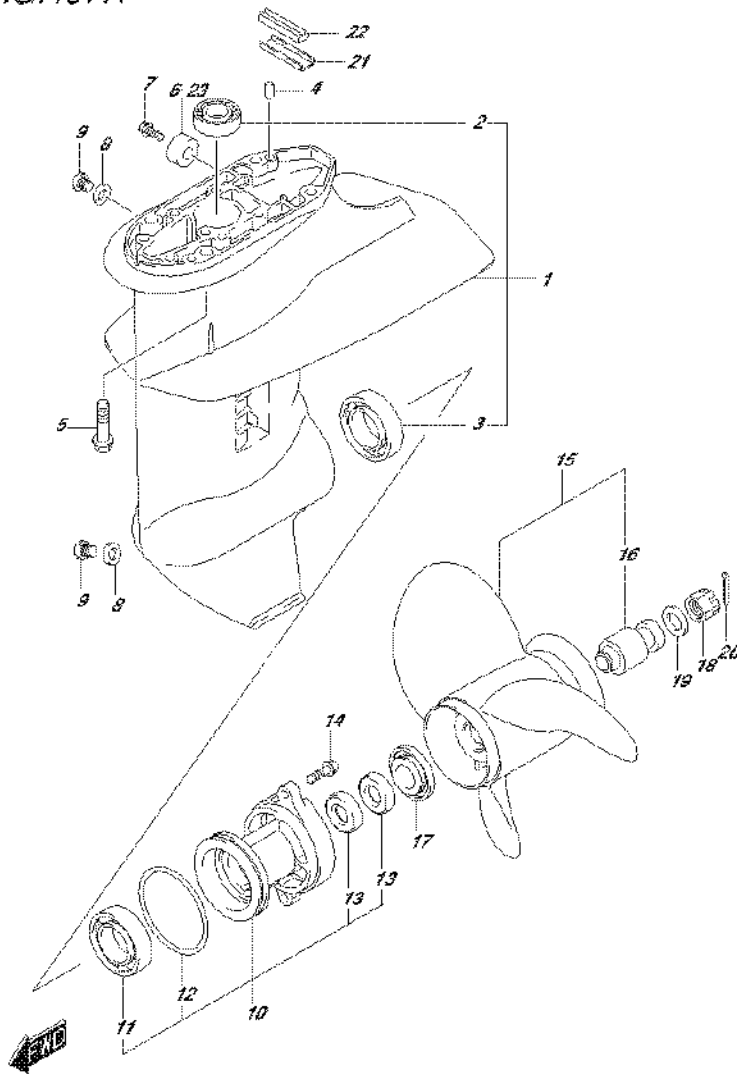


FIG.407H (2-C-13) GEAR CASE (3 BLADE) (DF9.9BT P03)

REF NO.	PART NO.	DESCRIPTION	Q'TY	REMARKS
1	55100-99J40-0EP	CASE, GEAR (BLACK)	1	
2	09263-17L03	.BEARING (17X24X27.5)	1	
3	09262-25003	.BEARING (25X52X15)	1	
4	09202-06039	PIN (6X10)	2	
5	09116-08151	BOLT (8X30)	4	
6	55321-87J01	ANODE, PROTECTION	1	
7	09103-06319	BOLT (6X14)	1	
8	59178-97J00	GASKET, DRAIN PLUG	2	
9	09248-08001	PLUG (8X7.5)	2	
10	56120-99J41-0EP	HOUSING, PROPELLER SHAFT (BLACK)	1	
11	08110-60050	.BEARING	1	
12	09280-57002	.O RING (D:3.5,ID:65.2)	1	
13	09289-17L02	.OIL SEAL (17X30X6)	2	
14	09116-06227	BOLT (6X20)	2	
15-1	58100-89L00-019	PROPELLER, 3X9-1/4X7 (M701) (BLACK)	1	
15-2	58100-89L20-019	PROPELLER, 3X9-1/4X9 (M930) (BLACK)	1	
15-3	58100-89L60-019	PROPELLER, 3X9-1/4X10 (M1001) (BLACK)	1	
15-4	58100-89L40-019	PROPELLER, 3X9-1/4X11 (M1101) (BLACK)	1	
15-5	58100-89L50-019	PROPELLER, 3X9-1/4X12 (M1201) (BLACK)	1	
15-6	58100-90L40-019	PROPELLER, 3X9-1/4X8 (M821) (BLACK)	1	
15-7	58100-90L50-019	PROPELLER, 3X9-1/4X9 (M911) (BLACK)	1	
15-8	58100-90L60-019	PROPELLER, 3X9-1/4X10 (M1011) (BLACK)	1	
16	58120-89L00	.BUSH, PROPELLER	1	

FIG.407H

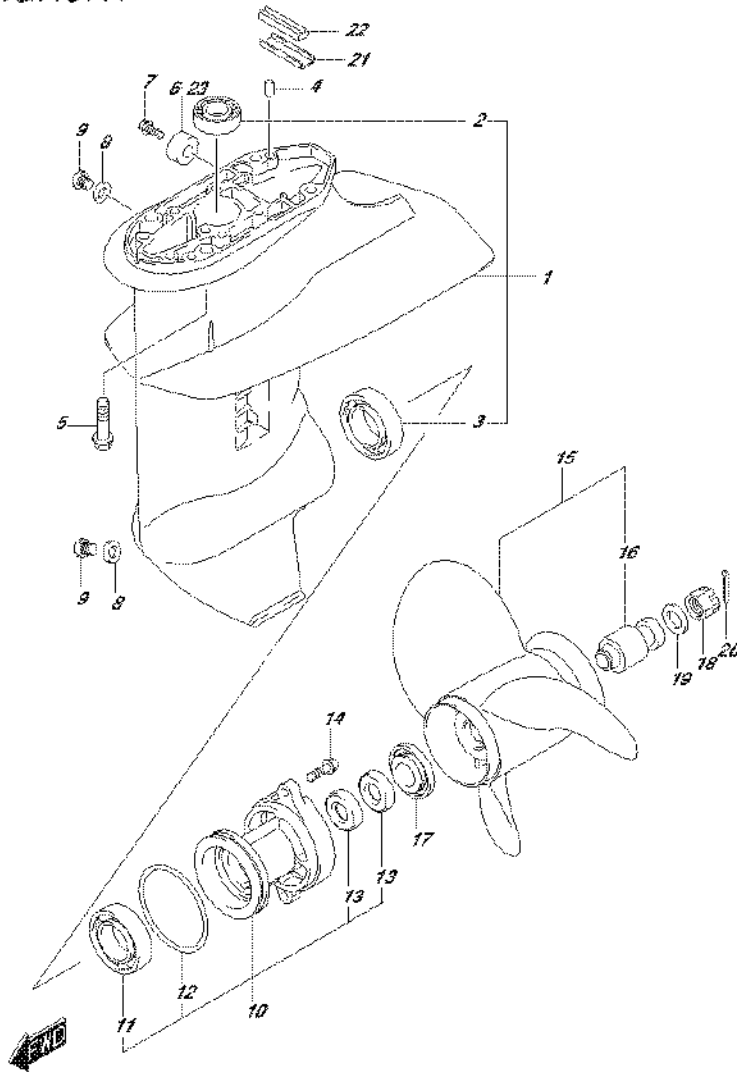


FIG.407H (2-C-14) GEAR CASE (3 BLADE) (DF9.9BT P03)

REF NO.	PART NO.	DESCRIPTION	Q'TY	REMARKS
17	57632-94J00	STOPPER, PROPELLER BUSH	1	
18	09141-12005	NUT	1	
19	09160-12066	WASHER (12.5X22X2.5)	1	
20	09204-02004	PIN	1	
21	55331-99J10	CORE, EXHAUST SEAL	1	
22	55332-99J10	RUBBER, EXHAUST SEAL	1	
23	55321-87J11	ANODE (MAGNESIUM)	1	OPT

FIG.407J

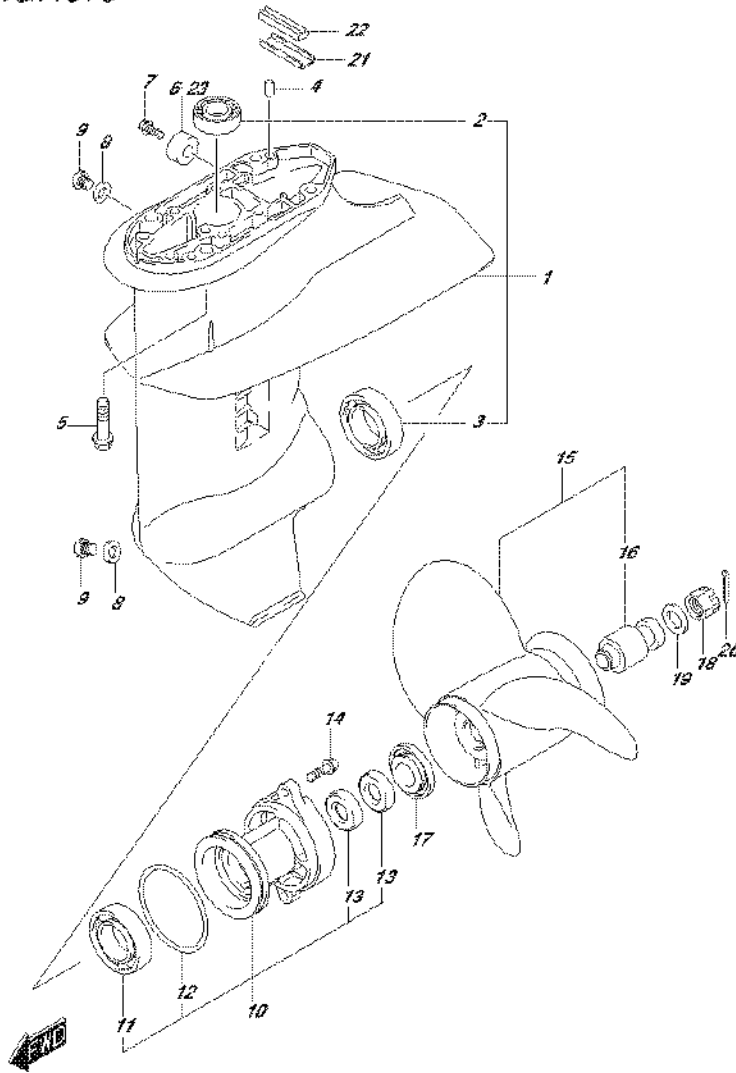


FIG.407J (2-C-15) GEAR CASE (3 BLADE) (DF9.9BTH P03)

REF NO.	PART NO.	DESCRIPTION	Q'TY	REMARKS
1	55100-99J40-0EP	CASE, GEAR (BLACK)	1	
2	09263-17L03	.BEARING (17X24X27.5)	1	
3	09262-25003	.BEARING (25X52X15)	1	
4	09202-06039	PIN (6X10)	2	
5	09116-08151	BOLT (8X30)	4	
6	55321-87J01	ANODE, PROTECTION	1	
7	09103-06319	BOLT (6X14)	1	
8	59178-97J00	GASKET, DRAIN PLUG	2	
9	09248-08001	PLUG (8X7.5)	2	
10	56120-99J41-0EP	HOUSING, PROPELLER SHAFT (BLACK)	1	
11	08110-60050	.BEARING	1	
12	09280-57002	.O RING (D:3.5,ID:65.2)	1	
13	09289-17L02	.OIL SEAL (17X30X6)	2	
14	09116-06227	BOLT (6X20)	2	
15-1	58100-89L00-019	PROPELLER, 3X9-1/4X7 (M701) (BLACK)	1	
15-2	58100-89L20-019	PROPELLER, 3X9-1/4X9 (M930) (BLACK)	1	
15-3	58100-89L60-019	PROPELLER, 3X9-1/4X10 (M1001) (BLACK)	1	
15-4	58100-89L40-019	PROPELLER, 3X9-1/4X11 (M1101) (BLACK)	1	
15-5	58100-89L50-019	PROPELLER, 3X9-1/4X12 (M1201) (BLACK)	1	
15-6	58100-90L40-019	PROPELLER, 3X9-1/4X8 (M821) (BLACK)	1	
15-7	58100-90L50-019	PROPELLER, 3X9-1/4X9 (M911) (BLACK)	1	
15-8	58100-90L60-019	PROPELLER, 3X9-1/4X10 (M1011) (BLACK)	1	
16	58120-89L00	.BUSH, PROPELLER	1	

FIG.407J

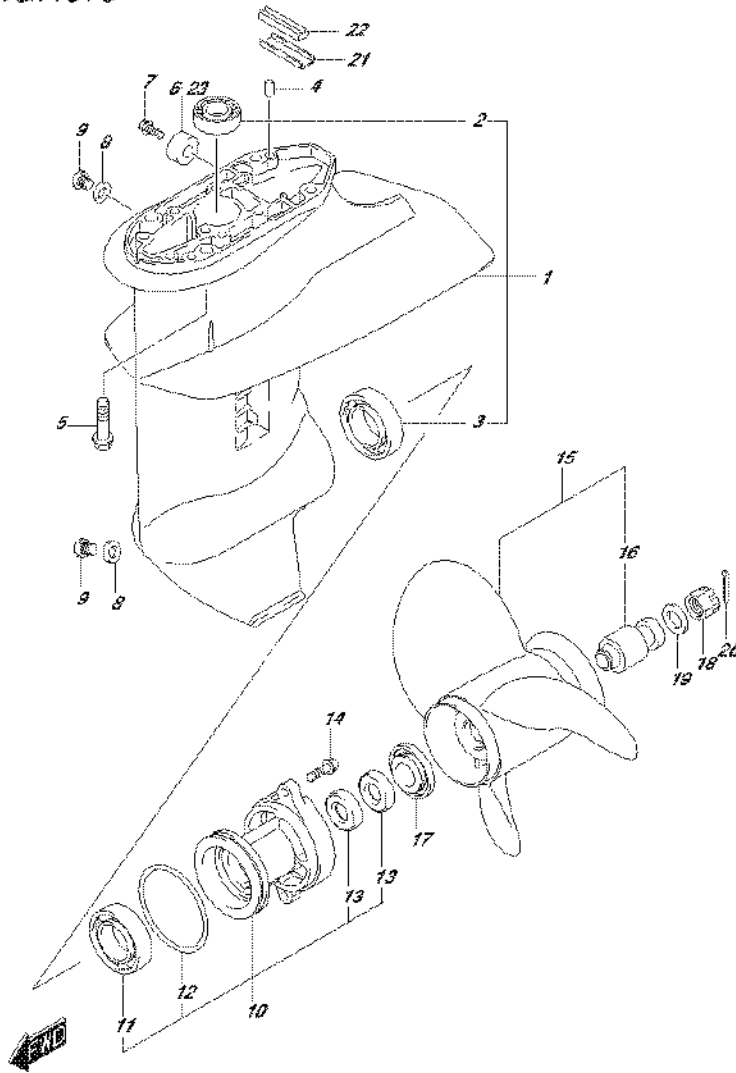


FIG.407J (2-D-2) GEAR CASE (3 BLADE) (DF9.9BTH P03)

REF NO.	PART NO.	DESCRIPTION	Q'TY	REMARKS
17	57632-94J00	STOPPER, PROPELLER BUSH	1	
18	09141-12005	NUT	1	
19	09160-12066	WASHER (12.5X22X2.5)	1	
20	09204-02004	PIN	1	
21	55331-99J10	CORE, EXHAUST SEAL	1	
22	55332-99J10	RUBBER, EXHAUST SEAL	1	
23	55321-87J11	ANODE (MAGNESIUM)	1	OPT

FIG.407K

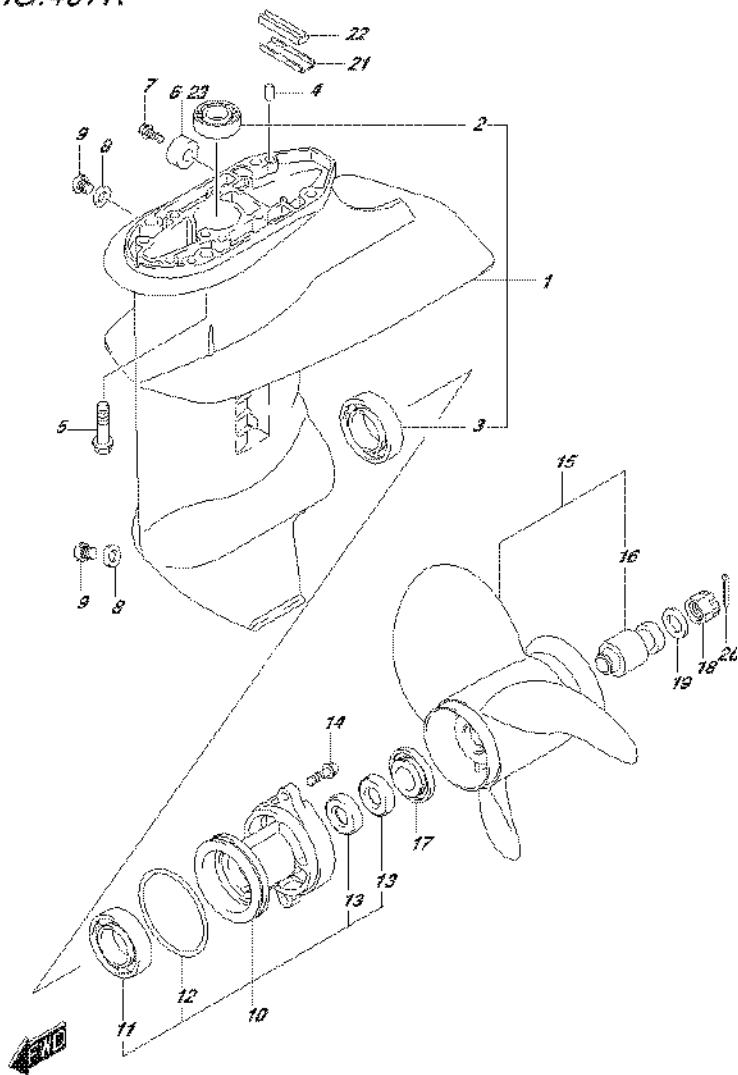


FIG.407K (2-D-3) GEAR CASE (3 BLADE) (DF15ATH P03)

REF NO.	PART NO.	DESCRIPTION	Q'TY	REMARKS
1	55100-99J40-0EP	CASE, GEAR (BLACK)	1	
2	09263-17L03	.BEARING (17X24X27.5)	1	
3	09262-25003	.BEARING (25X52X15)	1	
4	09202-06039	PIN (6X10)	2	
5	09116-08151	BOLT (8X30)	4	
6	55321-87J01	ANODE, PROTECTION	1	
7	09103-06319	BOLT (6X14)	1	
8	59178-97J00	GASKET, DRAIN PLUG	2	
9	09248-08001	PLUG (8X7.5)	2	
10	56120-99J41-0EP	HOUSING, PROPELLER SHAFT (BLACK)	1	
11	08110-60050	.BEARING	1	
12	09280-57002	.O RING (D:3.5,ID:65.2)	1	
13	09289-17L02	.OIL SEAL (17X30X6)	2	
14	09116-06227	BOLT (6X20)	2	
15-1	58100-89L00-019	PROPELLER, 3X9-1/4X7 (M701) (BLACK)	1	
15-2	58100-89L20-019	PROPELLER, 3X9-1/4X9 (M930) (BLACK)	1	
15-3	58100-89L60-019	PROPELLER, 3X9-1/4X10 (M1001) (BLACK)	1	
15-4	58100-89L40-019	PROPELLER, 3X9-1/4X11 (M1101) (BLACK)	1	
15-5	58100-89L50-019	PROPELLER, 3X9-1/4X12 (M1201) (BLACK)	1	
15-6	58100-90L40-019	PROPELLER, 3X9-1/4X8 (M821) (BLACK)	1	
15-7	58100-90L50-019	PROPELLER, 3X9-1/4X9 (M911) (BLACK)	1	
15-8	58100-90L60-019	PROPELLER, 3X9-1/4X10 (M1011) (BLACK)	1	
16	58120-89L00	.BUSH, PROPELLER	1	

FIG.407K

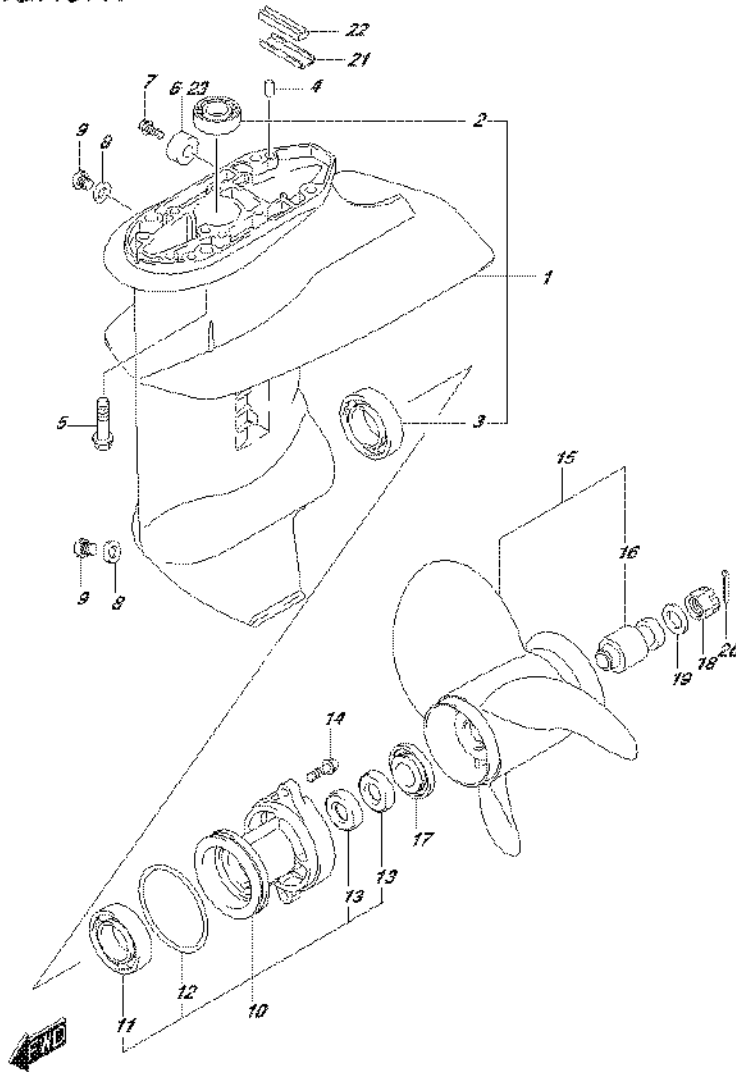


FIG.407K (2-D-4) GEAR CASE (3 BLADE) (DF15ATH P03)

REF NO.	PART NO.	DESCRIPTION	Q'TY	REMARKS
17	57632-94J00	STOPPER, PROPELLER BUSH	1	
18	09141-12005	NUT	1	
19	09160-12066	WASHER (12.5X22X2.5)	1	
20	09204-02004	PIN	1	
21	55331-99J10	CORE, EXHAUST SEAL	1	
22	55332-99J10	RUBBER, EXHAUST SEAL	1	
23	55321-87J11	ANODE (MAGNESIUM)	1	OPT

FIG.407L

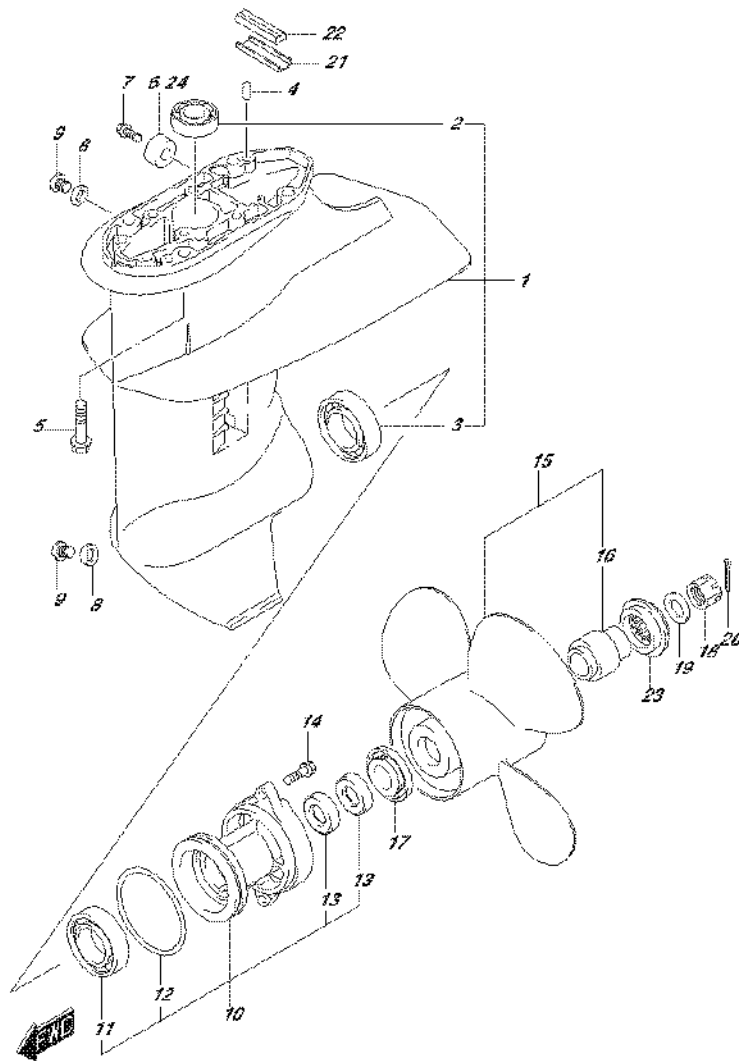


FIG.407L (2-D-5) GEAR CASE (4 BLADE) (DF9.9B P03)

REF NO.	PART NO.	DESCRIPTION	Q'TY	REMARKS
1	55100-99J40-0EP	CASE, GEAR (BLACK)	1	
2	09263-17L03	.BEARING (17X24X27.5)	1	
3	09262-25003	.BEARING (25X52X15)	1	
4	09202-06039	PIN (6X10)	2	
5	09116-08151	BOLT (8X30)	4	
6	55321-87J01	ANODE, PROTECTION	1	
7	09103-06319	BOLT (6X14)	1	
8	59178-97J00	GASKET, DRAIN PLUG	2	
9	09248-08001	PLUG (8X7.5)	2	
10	56120-99J41-0EP	HOUSING, PROPELLER SHAFT (BLACK)	1	
11	08110-60050	.BEARING	1	
12	09280-57002	.O RING (D:3.5,ID:65.2)	1	
13	09289-17L02	.OIL SEAL (17X30X6)	2	
14	09116-06227	BOLT (6X20)	2	
15	58100-94JA1-019	PROPELLER, 3X9-1/4X10 (M1011) (BLACK)	1	
16	58120-94JA1	.BUSH, PROPELLER	1	
17	57632-94J00	STOPPER, PROPELLER BUSH	1	
18	09141-12005	NUT	1	
19	09160-12066	WASHER (12.5X22X2.5)	1	
20	09204-02004	PIN	1	
21	55331-99J10	CORE, EXHAUST SEAL	1	
22	55332-99J10	RUBBER, EXHAUST SEAL	1	
23	57633-93901	SPACER, PROPELLER NUT	1	
24	55321-87J11	ANODE (MAGNESIUM)	1	OPT

FIG.407M

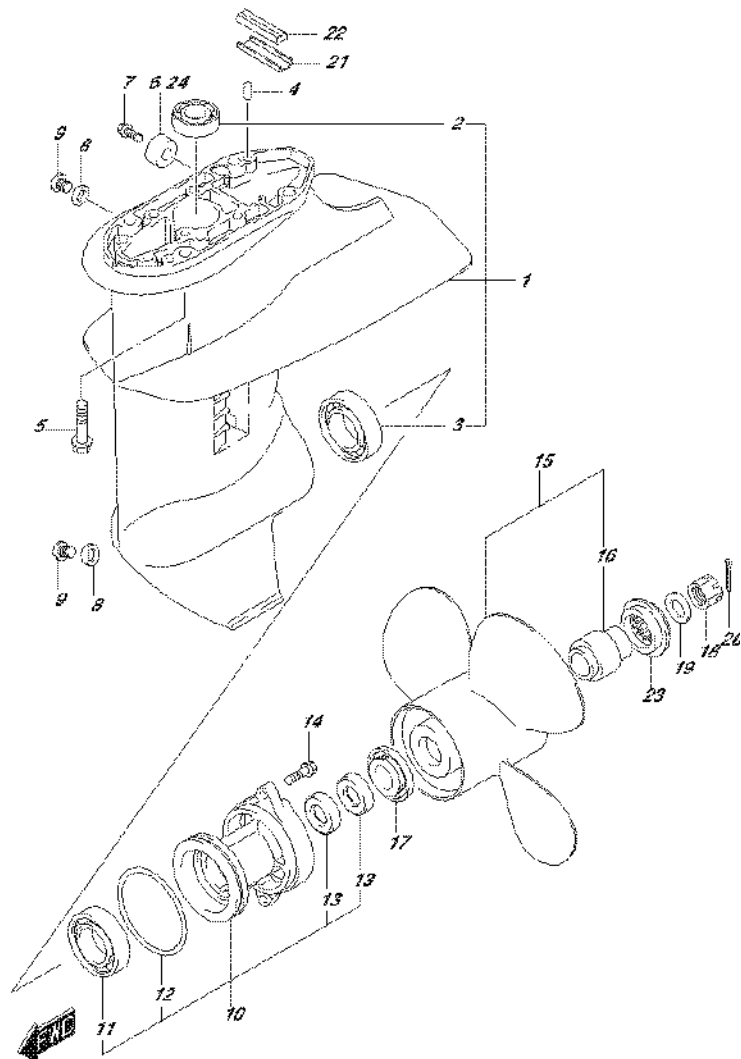


FIG.407M (2-D-6) GEAR CASE (4 BLADE) (DF9.9BR P03)

REF NO.	PART NO.	DESCRIPTION	Q'TY	REMARKS
1	55100-99J40-0EP	CASE, GEAR (BLACK)	1	
2	09263-17L03	.BEARING (17X24X27.5)	1	
3	09262-25003	.BEARING (25X52X15)	1	
4	09202-06039	PIN (6X10)	2	
5	09116-08151	BOLT (8X30)	4	
6	55321-87J01	ANODE, PROTECTION	1	
7	09103-06319	BOLT (6X14)	1	
8	59178-97J00	GASKET, DRAIN PLUG	2	
9	09248-08001	PLUG (8X7.5)	2	
10	56120-99J41-0EP	HOUSING, PROPELLER SHAFT (BLACK)	1	
11	08110-60050	.BEARING	1	
12	09280-57002	.O RING (D:3.5,ID:65.2)	1	
13	09289-17L02	.OIL SEAL (17X30X6)	2	
14	09116-06227	BOLT (6X20)	2	
15	58100-94JA1-019	PROPELLER, 3X9-1/4X10 (M1011) (BLACK)	1	
16	58120-94JA1	.BUSH, PROPELLER	1	
17	57632-94J00	STOPPER, PROPELLER BUSH	1	
18	09141-12005	NUT	1	
19	09160-12066	WASHER (12.5X22X2.5)	1	
20	09204-02004	PIN	1	
21	55331-99J10	CORE, EXHAUST SEAL	1	
22	55332-99J10	RUBBER, EXHAUST SEAL	1	
23	57633-93901	SPACER, PROPELLER NUT	1	
24	55321-87J11	ANODE (MAGNESIUM)	1	OPT

FIG.407N

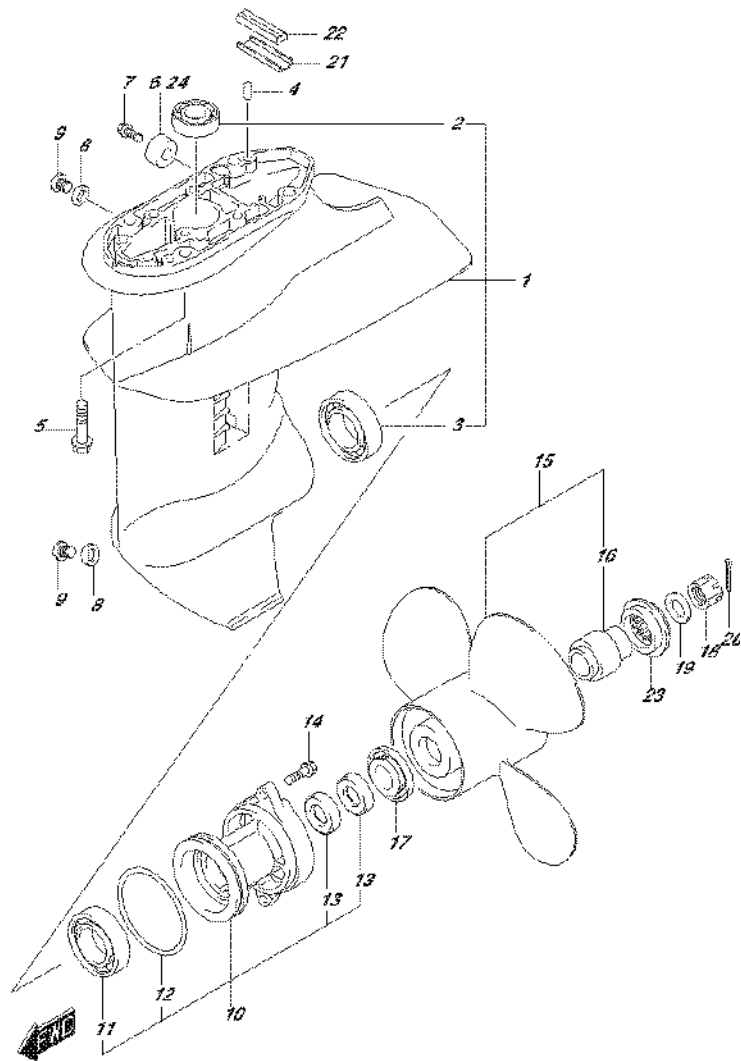


FIG.407N (2-D-7) GEAR CASE (4 BLADE) (DF9.9BT P03)

REF NO.	PART NO.	DESCRIPTION	Q'TY	REMARKS
1	55100-99J40-0EP	CASE, GEAR (BLACK)	1	
2	09263-17L03	.BEARING (17X24X27.5)	1	
3	09262-25003	.BEARING (25X52X15)	1	
4	09202-06039	PIN (6X10)	2	
5	09116-08151	BOLT (8X30)	4	
6	55321-87J01	ANODE, PROTECTION	1	
7	09103-06319	BOLT (6X14)	1	
8	59178-97J00	GASKET, DRAIN PLUG	2	
9	09248-08001	PLUG (8X7.5)	2	
10	56120-99J41-0EP	HOUSING, PROPELLER SHAFT (BLACK)	1	
11	08110-60050	.BEARING	1	
12	09280-57002	.O RING (D:3.5,ID:65.2)	1	
13	09289-17L02	.OIL SEAL (17X30X6)	2	
14	09116-06227	BOLT (6X20)	2	
15	58100-94JA1-019	PROPELLER, 3X9-1/4X10 (M1011) (BLACK)	1	
16	58120-94JA1	.BUSH, PROPELLER	1	
17	57632-94J00	STOPPER, PROPELLER BUSH	1	
18	09141-12005	NUT	1	
19	09160-12066	WASHER (12.5X22X2.5)	1	
20	09204-02004	PIN	1	
21	55331-99J10	CORE, EXHAUST SEAL	1	
22	55332-99J10	RUBBER, EXHAUST SEAL	1	
23	57633-93901	SPACER, PROPELLER NUT	1	
24	55321-87J11	ANODE (MAGNESIUM)	1	OPT

FIG.407P

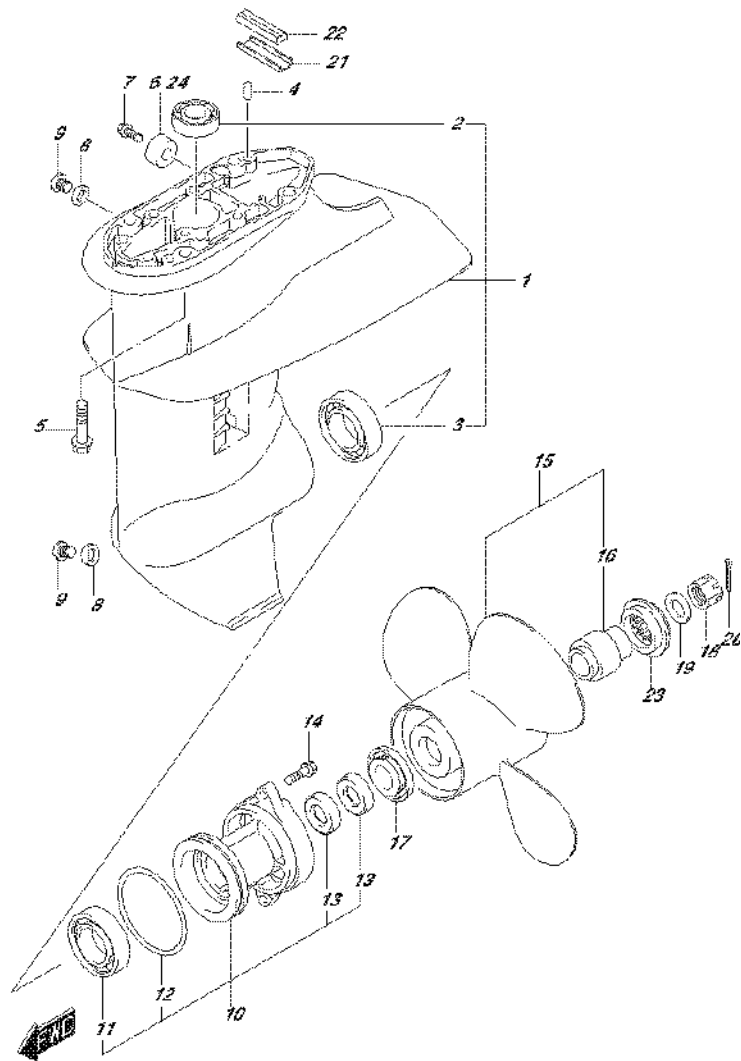


FIG.407P (2-D-8) GEAR CASE (4 BLADE) (DF9.9BTH P03)

REF NO.	PART NO.	DESCRIPTION	Q'TY	REMARKS
1	55100-99J40-0EP	CASE, GEAR (BLACK)	1	
2	09263-17L03	.BEARING (17X24X27.5)	1	
3	09262-25003	.BEARING (25X52X15)	1	
4	09202-06039	PIN (6X10)	2	
5	09116-08151	BOLT (8X30)	4	
6	55321-87J01	ANODE, PROTECTION	1	
7	09103-06319	BOLT (6X14)	1	
8	59178-97J00	GASKET, DRAIN PLUG	2	
9	09248-08001	PLUG (8X7.5)	2	
10	56120-99J41-0EP	HOUSING, PROPELLER SHAFT (BLACK)	1	
11	08110-60050	.BEARING	1	
12	09280-57002	.O RING (D:3.5,ID:65.2)	1	
13	09289-17L02	.OIL SEAL (17X30X6)	2	
14	09116-06227	BOLT (6X20)	2	
15	58100-94JA1-019	PROPELLER, 3X9-1/4X10 (M1011) (BLACK)	1	
16	58120-94JA1	.BUSH, PROPELLER	1	
17	57632-94J00	STOPPER, PROPELLER BUSH	1	
18	09141-12005	NUT	1	
19	09160-12066	WASHER (12.5X22X2.5)	1	
20	09204-02004	PIN	1	
21	55331-99J10	CORE, EXHAUST SEAL	1	
22	55332-99J10	RUBBER, EXHAUST SEAL	1	
23	57633-93901	SPACER, PROPELLER NUT	1	
24	55321-87J11	ANODE (MAGNESIUM)	1	OPT

FIG.407R

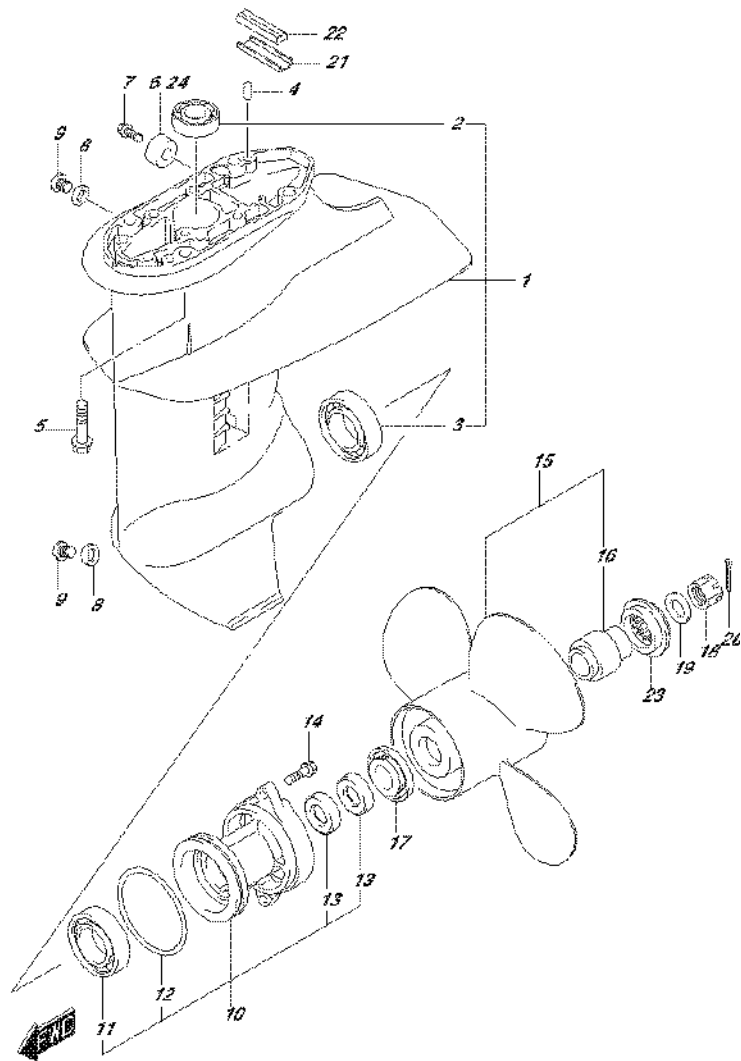


FIG.407R (2-D-9) GEAR CASE (4 BLADE) (DF15ATH P03)

REF NO.	PART NO.	DESCRIPTION	Q'TY	REMARKS
1	55100-99J40-0EP	CASE, GEAR (BLACK)	1	
2	09263-17L03	.BEARING (17X24X27.5)	1	
3	09262-25003	.BEARING (25X52X15)	1	
4	09202-06039	PIN (6X10)	2	
5	09116-08151	BOLT (8X30)	4	
6	55321-87J01	ANODE, PROTECTION	1	
7	09103-06319	BOLT (6X14)	1	
8	59178-97J00	GASKET, DRAIN PLUG	2	
9	09248-08001	PLUG (8X7.5)	2	
10	56120-99J41-0EP	HOUSING, PROPELLER SHAFT (BLACK)	1	
11	08110-60050	.BEARING	1	
12	09280-57002	.O RING (D:3.5,ID:65.2)	1	
13	09289-17L02	.OIL SEAL (17X30X6)	2	
14	09116-06227	BOLT (6X20)	2	
15	58100-94JA1-019	PROPELLER, 3X9-1/4X10 (M1011) (BLACK)	1	
16	58120-94JA1	.BUSH, PROPELLER	1	
17	57632-94J00	STOPPER, PROPELLER BUSH	1	
18	09141-12005	NUT	1	
19	09160-12066	WASHER (12.5X22X2.5)	1	
20	09204-02004	PIN	1	
21	55331-99J10	CORE, EXHAUST SEAL	1	
22	55332-99J10	RUBBER, EXHAUST SEAL	1	
23	57633-93901	SPACER, PROPELLER NUT	1	
24	55321-87J11	ANODE (MAGNESIUM)	1	OPT

FIG.410A

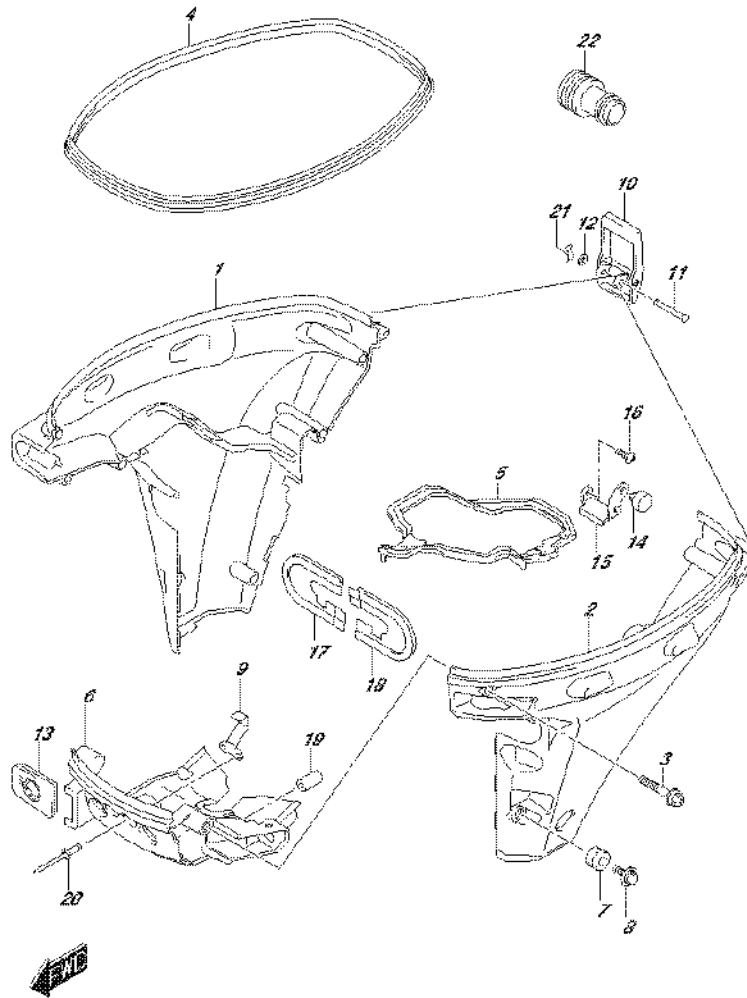
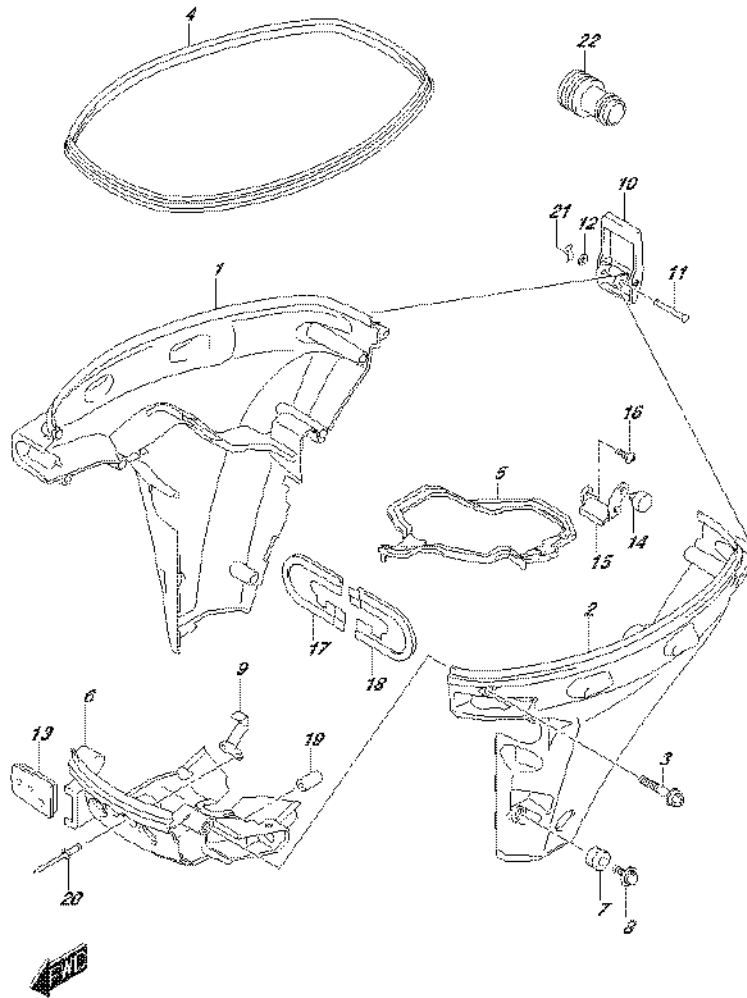


FIG.410A (2-D-10) SIDE COVER (DF9.9B P03)

REF NO.	PART NO.	DESCRIPTION	Q'TY	REMARKS
1	61810-89L00-RB4	COVER, SIDE STBD (BLACK)	1	
2	61820-89L00-RB4	COVER, SIDE PORT (BLACK)	1	
3	09136-06169	SCREW (6X35)	8	
4	61112-89L10	RUBBER, SIDE COVER	1	
5	61134-89L00	SEAL, SIDE COVER	1	
6	61831-89L00-0EP	PANEL, FRONT (BLACK)	1	
7	09320-11017	CUSHION	2	
8	09136-06168	SCREW (6X17)	2	
9	61412-89L00	HOOK, FRONT PANEL	1	
10	61610-90L00	FASTENER	1	
11	61616-93EL0	PIN, LEVER	1	
12	09161-04012	WASHER (4.2X11X1)	1	
13	61124-89L40	GROMMET, CABLE	1	
14	61151-91J11	CUSHION, LOWER COVER HOLDER	1	
15	61827-89L00	HOLDER, SIDE COVER	1	
16	02142-06167	SCREW	1	
17	54144-89L11	SEAL, UPPER MOUNT STBD	1	
18	54145-89L01	SEAL, UPPER MOUNT PORT	1	
19	09251-09007	CUSHION	2	
20	09229-04005	RIVET	2	
21	09385-04003	CLIP	1	
22	17917-87LLO	CONNECTOR, FLUSH WATER	1	

FIG.410B



DF20A_P03_016_410B
SIDE COVER

FIG.410B (2-D-11) SIDE COVER (DF9.9BR P03)

REF NO.	PART NO.	DESCRIPTION	Q'TY	REMARKS
1	61810-89L00-RB4	COVER, SIDE STBD (BLACK)	1	
2	61820-89L00-RB4	COVER, SIDE PORT (BLACK)	1	
3	09136-06169	SCREW (6X35)	8	
4	61112-89L10	RUBBER, SIDE COVER	1	
5	61134-89L00	SEAL, SIDE COVER	1	
6	61831-89L00-0EP	PANEL, FRONT (BLACK)	1	
7	09320-11017	CUSHION	2	
8	09136-06168	SCREW (6X17)	2	
9	61412-89L00	HOOK, FRONT PANEL	1	
10	61610-90L00	FASTENER	1	
11	61616-93EL0	PIN, LEVER	1	
12	09161-04012	WASHER (4.2X11X1)	1	
13	61124-89L20	GROMMET, CABLE	1	
14	61151-91J11	CUSHION, LOWER COVER HOLDER	1	
15	61827-89L00	HOLDER, SIDE COVER	1	
16	02142-06167	SCREW	1	
17	54144-89L11	SEAL, UPPER MOUNT STBD	1	
18	54145-89L01	SEAL, UPPER MOUNT PORT	1	
19	09251-09007	CUSHION	2	
20	09229-04005	RIVET	2	
21	09385-04003	CLIP	1	
22	17917-87LLO	CONNECTOR, FLUSH WATER	1	

DF20A_P03_016

FIG.410C

FIG.410C (2-D-12) SIDE COVER (DF9.9BT P03)

REF NO.	PART NO.	DESCRIPTION	Q'TY	REMARKS
1	61810-89L10-RB4	COVER, SIDE STBD (BLACK)	1	
2	61820-89L10-RB4	COVER, SIDE PORT (BLACK)	1	
3	09136-06169	SCREW (6X35)	8	
4	61112-89L10	RUBBER, SIDE COVER	1	
5	61134-89L00	SEAL, SIDE COVER	1	
6	61831-89L00-0EP	PANEL, FRONT (BLACK)	1	
7	09320-11017	CUSHION	2	
8	09136-06168	SCREW (6X17)	2	
9	61412-89L00	HOOK, FRONT PANEL	1	
10	61610-90L00	FASTENER	1	
11	61616-93EL0	PIN, LEVER	1	
12	09161-04012	WASHER (4.2X11X1)	1	
13	61124-89L30	GROMMET, CABLE	1	
14	61151-91J11	CUSHION, LOWER COVER HOLDER	1	
15	61827-89L00	HOLDER, SIDE COVER	1	
16	02142-06167	SCREW	1	
17	54144-89L11	SEAL, UPPER MOUNT STBD	1	
18	54145-89L01	SEAL, UPPER MOUNT PORT	1	
19	09251-09007	CUSHION	2	
20	09229-04005	RIVET	2	
21	09385-04003	CLIP	1	
22	09403-07308	CLAMP	2	
23	17917-87LL0	CONNECTOR, FLUSH WATER	1	

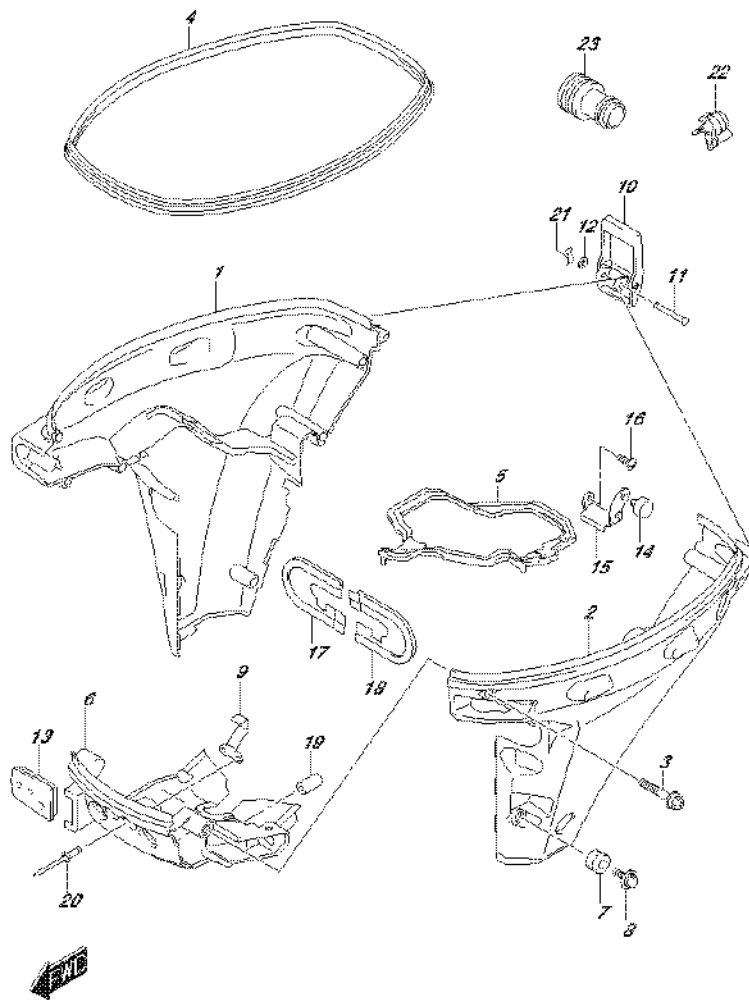


FIG.410D

FIG.410D (2-D-13) SIDE COVER (DF9.9BTH P03)

REF NO.	PART NO.	DESCRIPTION	Q'TY	REMARKS
1	61810-89L10-RB4	COVER, SIDE STBD (BLACK)	1	
2	61820-89L00-RB4	COVER, SIDE PORT (BLACK)	1	
3	09136-06169	SCREW (6X35)	8	
4	61112-89L10	RUBBER, SIDE COVER	1	
5	61134-89L00	SEAL, SIDE COVER	1	
6	61831-89L00-0EP	PANEL, FRONT (BLACK)	1	
7	09320-11017	CUSHION	2	
8	09136-06168	SCREW (6X17)	2	
9	61412-89L00	HOOK, FRONT PANEL	1	
10	61610-90L00	FASTENER	1	
11	61616-93EL0	PIN, LEVER	1	
12	09161-04012	WASHER (4.2X11X1)	1	
13	61124-89L40	GROMMET, CABLE	1	
14	61151-91J11	CUSHION, LOWER COVER HOLDER	1	
15	61827-89L00	HOLDER, SIDE COVER	1	
16	02142-06167	SCREW	1	
17	54144-89L11	SEAL, UPPER MOUNT STBD	1	
18	54145-89L01	SEAL, UPPER MOUNT PORT	1	
19	09251-09007	CUSHION	2	
20	09229-04005	RIVET	2	
21	09385-04003	CLIP	1	
22	09403-07308	CLAMP	2	
23	17917-87LL0	CONNECTOR, FLUSH WATER	1	

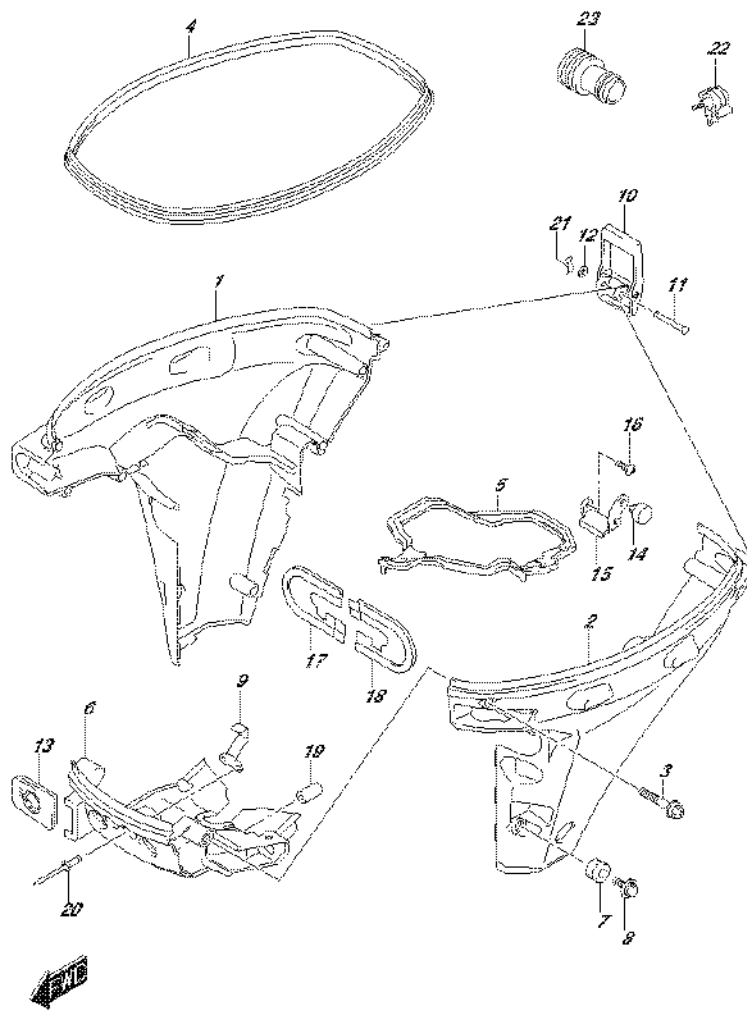


FIG.410E

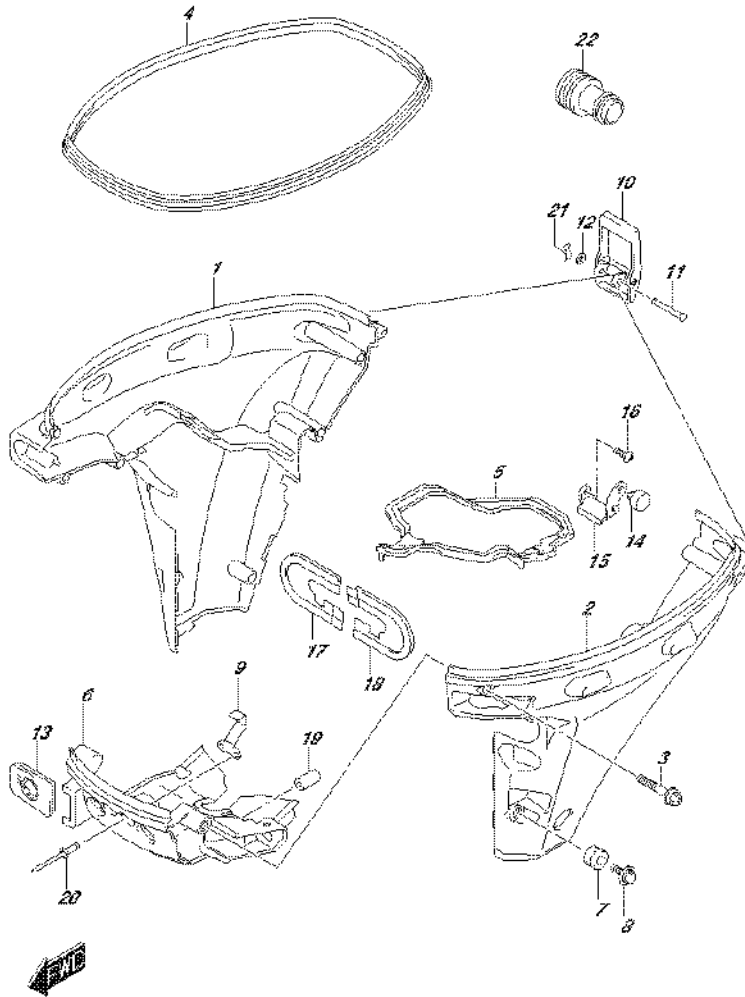


FIG.410E (2-D-14) SIDE COVER (DF15A P03)

REF NO.	PART NO.	DESCRIPTION	Q'TY	REMARKS
1	61810-89L00-RB4	COVER, SIDE STBD (BLACK)	1	
2	61820-89L00-RB4	COVER, SIDE PORT (BLACK)	1	
3	09136-06169	SCREW (6X35)	8	
4	61112-89L10	RUBBER, SIDE COVER	1	
5	61134-89L00	SEAL, SIDE COVER	1	
6	61831-89L00-0EP	PANEL, FRONT (BLACK)	1	
7	09320-11017	CUSHION	2	
8	09136-06168	SCREW (6X17)	2	
9	61412-89L00	HOOK, FRONT PANEL	1	
10	61610-90L00	FASTENER	1	
11	61616-93EL0	PIN, LEVER	1	
12	09161-04012	WASHER (4.2X11X1)	1	
13	61124-89L40	GROMMET, CABLE	1	
14	61151-91J11	CUSHION, LOWER COVER HOLDER	1	
15	61827-89L00	HOLDER, SIDE COVER	1	
16	02142-06167	SCREW	1	
17	54144-89L11	SEAL, UPPER MOUNT STBD	1	
18	54145-89L01	SEAL, UPPER MOUNT PORT	1	
19	09251-09007	CUSHION	2	
20	09229-04005	RIVET	2	
21	09385-04003	CLIP	1	
22	17917-87LLO	CONNECTOR, FLUSH WATER	1	

FIG.410F

FIG.410F (2-D-15) SIDE COVER (DF15ATH P03)

REF NO.	PART NO.	DESCRIPTION	Q'TY	REMARKS
1	61810-89L10-RB4	COVER, SIDE STBD (BLACK)	1	
2	61820-89L00-RB4	COVER, SIDE PORT (BLACK)	1	
3	09136-06169	SCREW (6X35)	8	
4	61112-89L10	RUBBER, SIDE COVER	1	
5	61134-89L00	SEAL, SIDE COVER	1	
6	61831-89L00-0EP	PANEL, FRONT (BLACK)	1	
7	09320-11017	CUSHION	2	
8	09136-06168	SCREW (6X17)	2	
9	61412-89L00	HOOK, FRONT PANEL	1	
10	61610-90L00	FASTENER	1	
11	61616-93EL0	PIN, LEVER	1	
12	09161-04012	WASHER (4.2X11X1)	1	
13	61124-89L40	GROMMET, CABLE	1	
14	61151-91J11	CUSHION, LOWER COVER HOLDER	1	
15	61827-89L00	HOLDER, SIDE COVER	1	
16	02142-06167	SCREW	1	
17	54144-89L11	SEAL, UPPER MOUNT STBD	1	
18	54145-89L01	SEAL, UPPER MOUNT PORT	1	
19	09251-09007	CUSHION	2	
20	09229-04005	RIVET	2	
21	09385-04003	CLIP	1	
22	09403-07308	CLAMP	2	
23	17917-87LL0	CONNECTOR, FLUSH WATER	1	

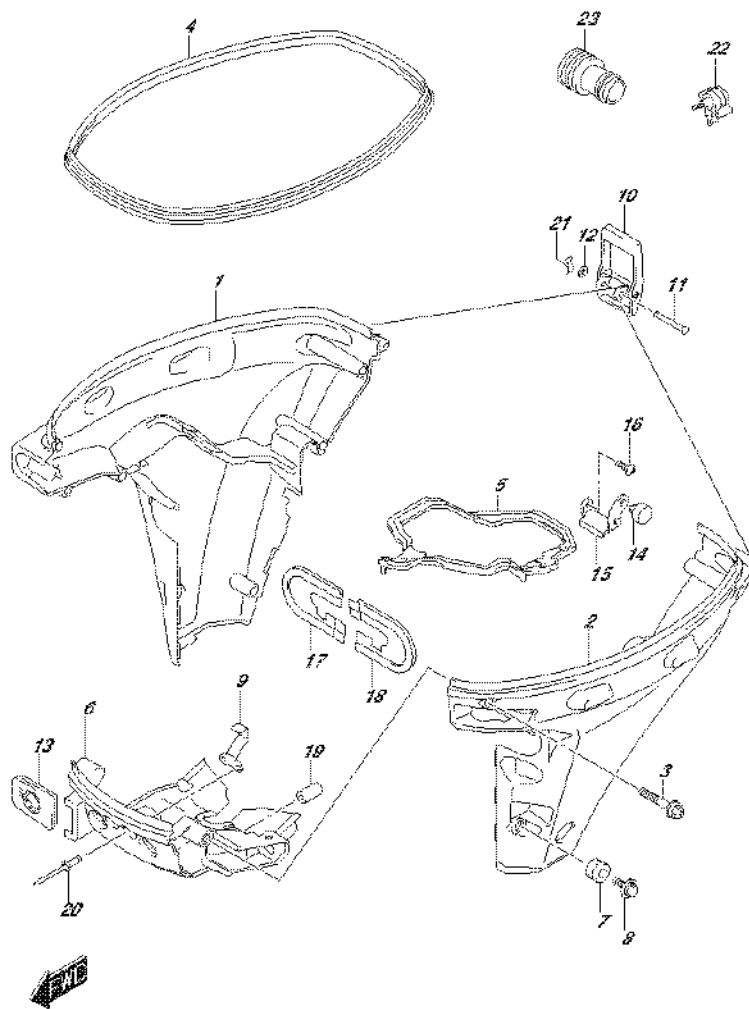


FIG.410G

FIG.410G (2-E-2) SIDE COVER (DF20A P03)

REF NO.	PART NO.	DESCRIPTION	Q'TY	REMARKS
1	61810-89L00-RB4	COVER, SIDE STBD (BLACK)	1	
2	61820-89L00-RB4	COVER, SIDE PORT (BLACK)	1	
3	09136-06169	SCREW (6X35)	8	
4	61112-89L10	RUBBER, SIDE COVER	1	
5	61134-89L00	SEAL, SIDE COVER	1	
6	61831-89L00-0EP	PANEL, FRONT (BLACK)	1	
7	09320-11017	CUSHION	2	
8	09136-06168	SCREW (6X17)	2	
9	61412-89L00	HOOK, FRONT PANEL	1	
10	61610-90L00	FASTENER	1	
11	61616-93EL0	PIN, LEVER	1	
12	09161-04012	WASHER (4.2X11X1)	1	
13	61124-89L40	GROMMET, CABLE	1	
14	61151-91J11	CUSHION, LOWER COVER HOLDER	1	
15	61827-89L00	HOLDER, SIDE COVER	1	
16	02142-06167	SCREW	1	
17	54144-89L11	SEAL, UPPER MOUNT STBD	1	
18	54145-89L01	SEAL, UPPER MOUNT PORT	1	
19	09251-09007	CUSHION	2	
20	09229-04005	RIVET	2	
21	09385-04003	CLIP	1	
22	17917-87LLO	CONNECTOR, FLUSH WATER	1	

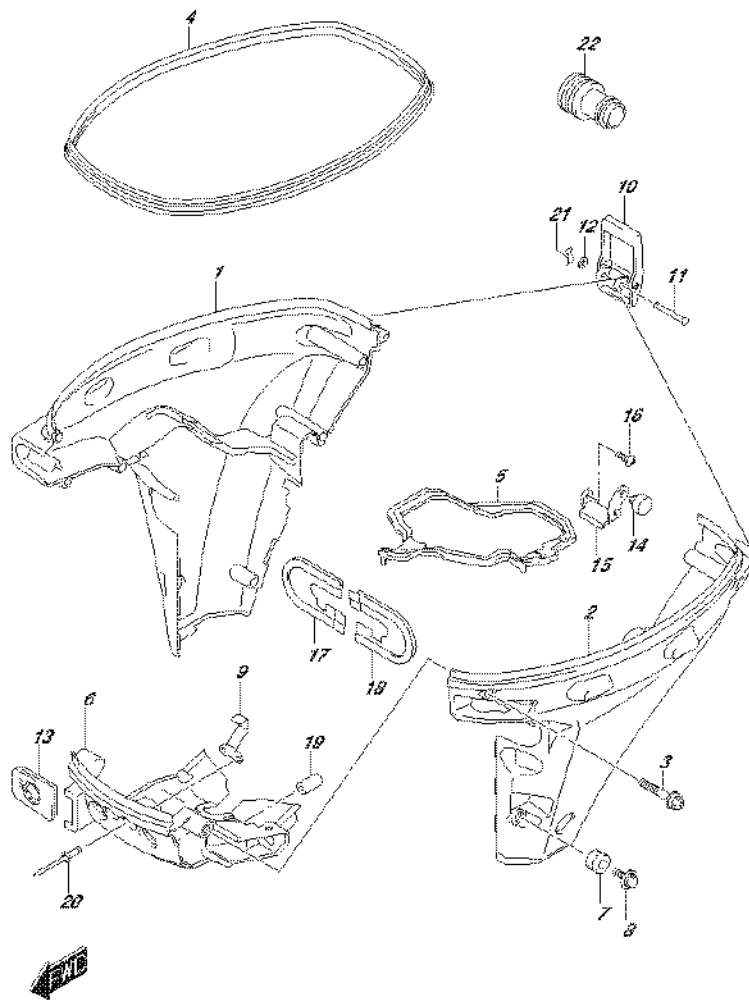


FIG.410H

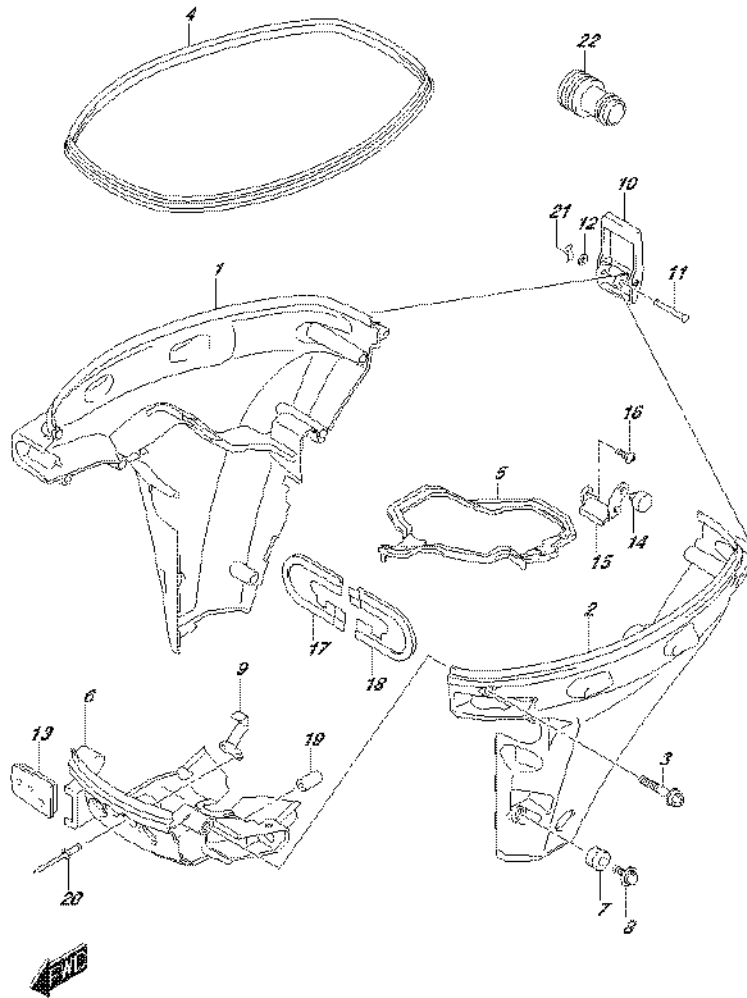


FIG.410H (2-E-3) SIDE COVER (DF20AR P03)

REF NO.	PART NO.	DESCRIPTION	Q'TY	REMARKS
1	61810-89L00-RB4	COVER, SIDE STBD (BLACK)	1	
2	61820-89L00-RB4	COVER, SIDE PORT (BLACK)	1	
3	09136-06169	SCREW (6X35)	8	
4	61112-89L10	RUBBER, SIDE COVER	1	
5	61134-89L00	SEAL, SIDE COVER	1	
6	61831-89L00-0EP	PANEL, FRONT (BLACK)	1	
7	09320-11017	CUSHION	2	
8	09136-06168	SCREW (6X17)	2	
9	61412-89L00	HOOK, FRONT PANEL	1	
10	61610-90L00	FASTENER	1	
11	61616-93EL0	PIN, LEVER	1	
12	09161-04012	WASHER (4.2X11X1)	1	
13	61124-89L20	GROMMET, CABLE	1	
14	61151-91J11	CUSHION, LOWER COVER HOLDER	1	
15	61827-89L00	HOLDER, SIDE COVER	1	
16	02142-06167	SCREW	1	
17	54144-89L11	SEAL, UPPER MOUNT STBD	1	
18	54145-89L01	SEAL, UPPER MOUNT PORT	1	
19	09251-09007	CUSHION	2	
20	09229-04005	RIVET	2	
21	09385-04003	CLIP	1	
22	17917-87LLO	CONNECTOR, FLUSH WATER	1	

FIG.410J

FIG.410J (2-E-4) SIDE COVER (DF20AT P03)

REF NO.	PART NO.	DESCRIPTION	Q'TY	REMARKS
1	61810-89L10-RB4	COVER, SIDE STBD (BLACK)	1	
2	61820-89L10-RB4	COVER, SIDE PORT (BLACK)	1	
3	09136-06169	SCREW (6X35)	8	
4	61112-89L10	RUBBER, SIDE COVER	1	
5	61134-89L00	SEAL, SIDE COVER	1	
6	61831-89L00-0EP	PANEL, FRONT (BLACK)	1	
7	09320-11017	CUSHION	2	
8	09136-06168	SCREW (6X17)	2	
9	61412-89L00	HOOK, FRONT PANEL	1	
10	61610-90L00	FASTENER	1	
11	61616-93EL0	PIN, LEVER	1	
12	09161-04012	WASHER (4.2X11X1)	1	
13	61124-89L30	GROMMET, CABLE	1	
14	61151-91J11	CUSHION, LOWER COVER HOLDER	1	
15	61827-89L00	HOLDER, SIDE COVER	1	
16	02142-06167	SCREW	1	
17	54144-89L11	SEAL, UPPER MOUNT STBD	1	
18	54145-89L01	SEAL, UPPER MOUNT PORT	1	
19	09251-09007	CUSHION	2	
20	09229-04005	RIVET	2	
21	09385-04003	CLIP	1	
22	09403-07308	CLAMP	2	
23	17917-87LL0	CONNECTOR, FLUSH WATER	1	

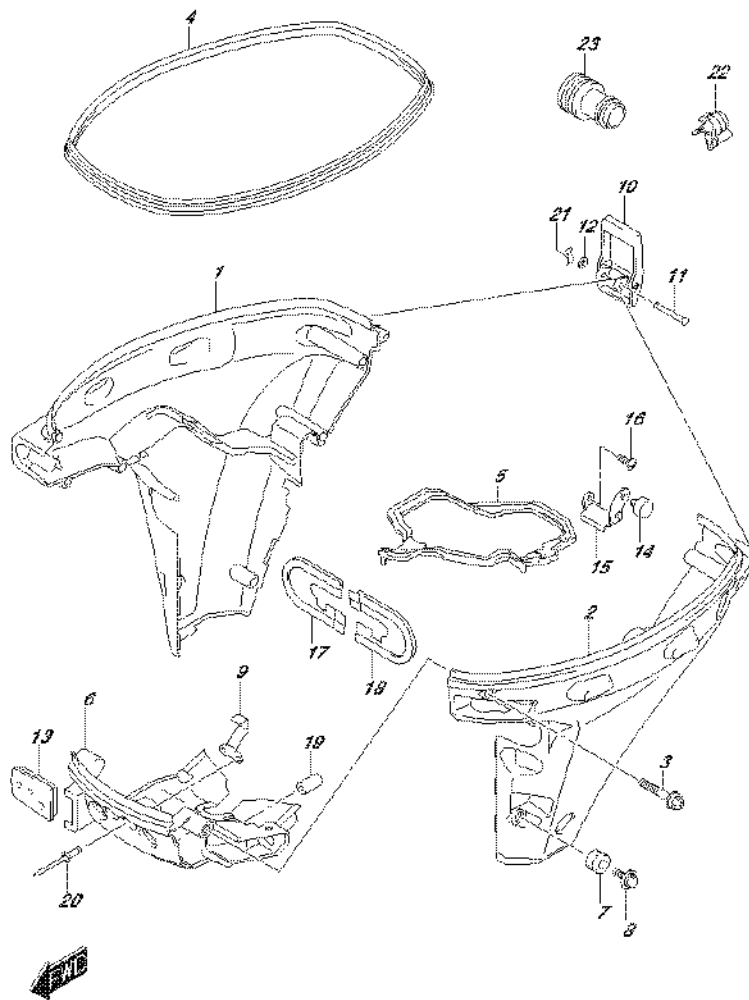


FIG.410K

FIG.410K (2-E-5) SIDE COVER (DF20ATH P03)

REF NO.	PART NO.	DESCRIPTION	Q'TY	REMARKS
1	61810-89L10-RB4	COVER, SIDE STBD (BLACK)	1	
2	61820-89L00-RB4	COVER, SIDE PORT (BLACK)	1	
3	09136-06169	SCREW (6X35)	8	
4	61112-89L10	RUBBER, SIDE COVER	1	
5	61134-89L00	SEAL, SIDE COVER	1	
6	61831-89L00-0EP	PANEL, FRONT (BLACK)	1	
7	09320-11017	CUSHION	2	
8	09136-06168	SCREW (6X17)	2	
9	61412-89L00	HOOK, FRONT PANEL	1	
10	61610-90L00	FASTENER	1	
11	61616-93EL0	PIN, LEVER	1	
12	09161-04012	WASHER (4.2X11X1)	1	
13	61124-89L40	GROMMET, CABLE	1	
14	61151-91J11	CUSHION, LOWER COVER HOLDER	1	
15	61827-89L00	HOLDER, SIDE COVER	1	
16	02142-06167	SCREW	1	
17	54144-89L11	SEAL, UPPER MOUNT STBD	1	
18	54145-89L01	SEAL, UPPER MOUNT PORT	1	
19	09251-09007	CUSHION	2	
20	09229-04005	RIVET	2	
21	09385-04003	CLIP	1	
22	09403-07308	CLAMP	2	
23	17917-87LL0	CONNECTOR, FLUSH WATER	1	

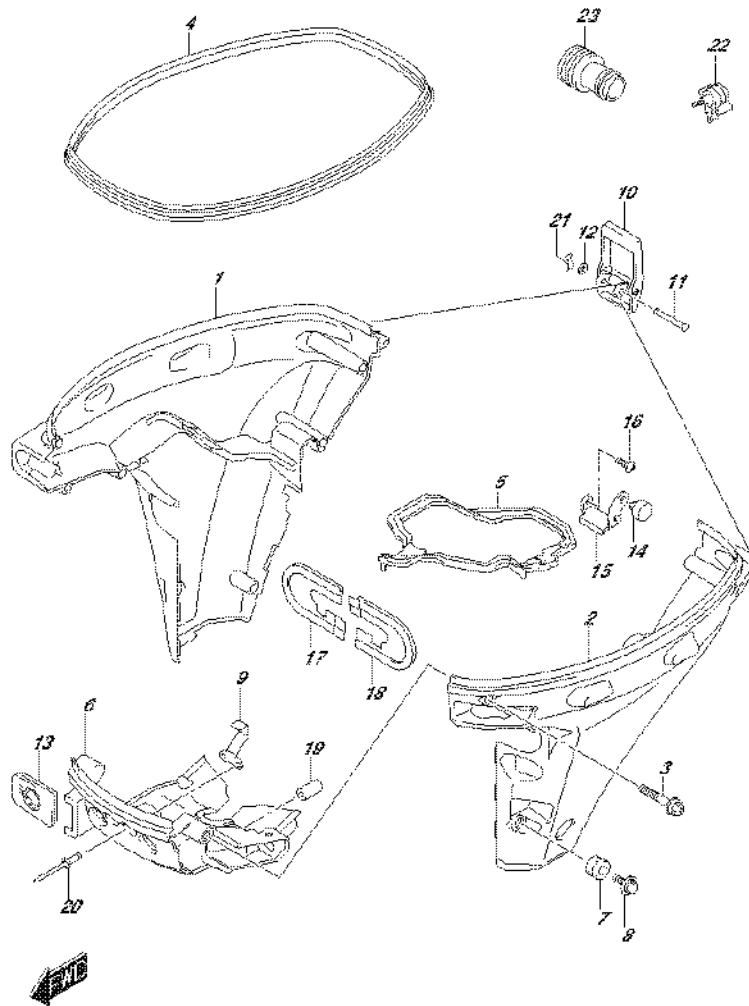


FIG. 420A

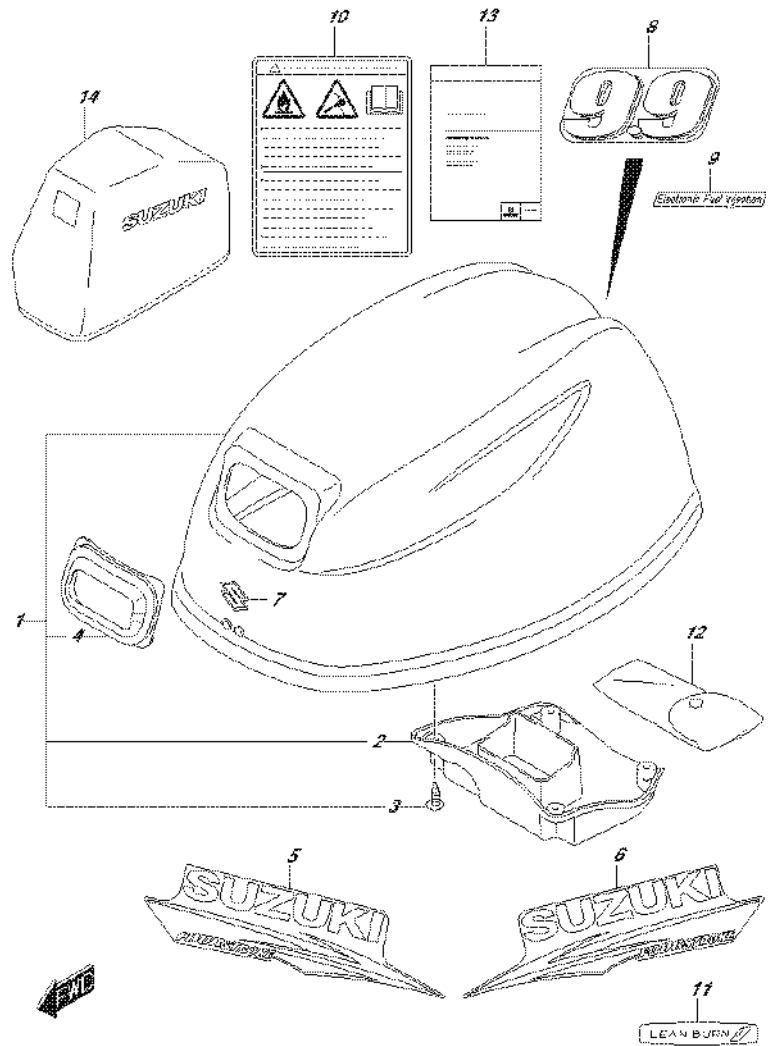


FIG.420A (2-E-6) ENGINE COVER (DF9.9B P03)

REF NO.	PART NO.	DESCRIPTION	Q'TY	REMARKS
1	61400-89L10-0EP	COVER ASSY, ENGINE (BLACK)	1	
2	61433-89L01	.COVER, AIR INTAKE INNER	1	
3	03542-05169	.SCREW	4	
4	61622-90L00	.SEAL, RECOIL STARTER	1	
5	61443-99J00	STRIPE, ENGINE COVER STBD	1	
6	61453-99J00	STRIPE, ENGINE COVER PORT	1	
7	68111-89L00	EMBLEM (S)	1	
8	61435-99J10	MARK, EMBLEM REAR (9.9)	1	
9	61446-89L00	DECAL, EFI	1	
10	61458-89L30	LABEL, ENGINE COVER	1	
11	61471-89L00	DECAL, LEAN BURN	1	
12	59800-89L01	TOOL ASSY	1	
13	99011-89L30-03B	MANUAL, OWNER'S	1	
14	68110-89L00	COVER, WEATHER	1	OPT

FIG. 420B

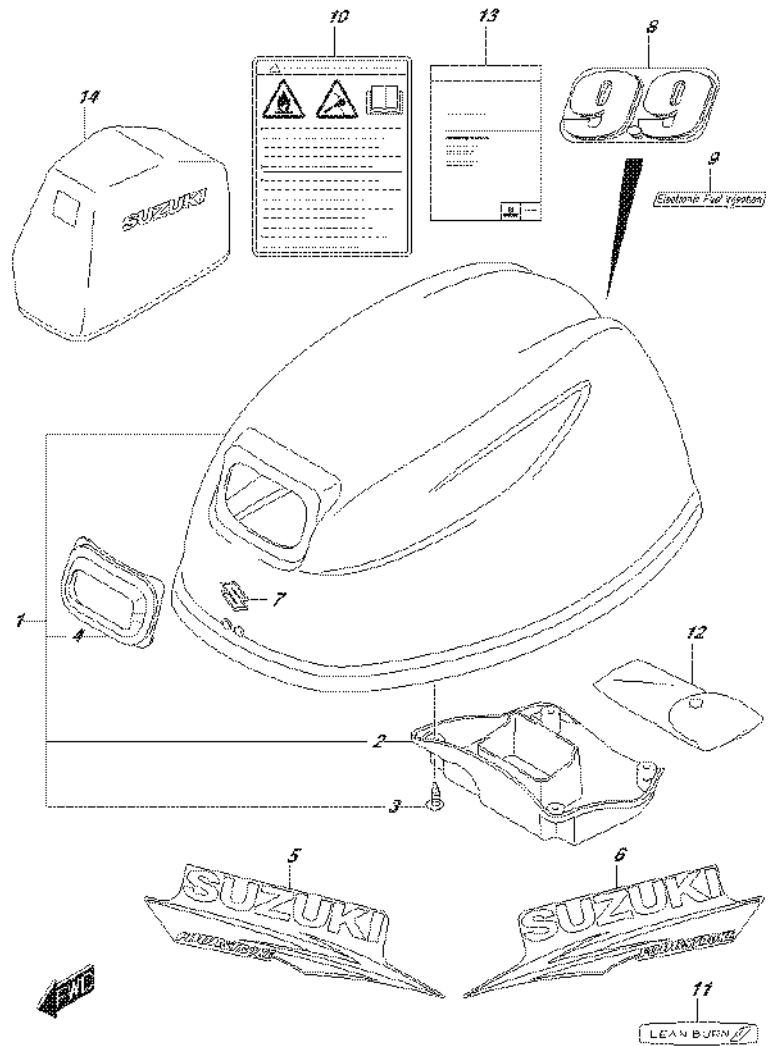


FIG.420B (2-E-7) ENGINE COVER (DF9.9BR P03)

REF NO.	PART NO.	DESCRIPTION	Q'TY	REMARKS
1	61400-89L10-0EP	COVER ASSY, ENGINE (BLACK)	1	
2	61433-89L01	.COVER, AIR INTAKE INNER	1	
3	03542-05169	.SCREW	4	
4	61622-90L00	.SEAL, RECOIL STARTER	1	
5	61443-99J00	STRIPE, ENGINE COVER STBD	1	
6	61453-99J00	STRIPE, ENGINE COVER PORT	1	
7	68111-89L00	EMBLEM (S)	1	
8	61435-99J10	MARK, EMBLEM REAR (9.9)	1	
9	61446-89L00	DECAL, EFI	1	
10	61458-89L30	LABEL, ENGINE COVER	1	
11	61471-89L00	DECAL, LEAN BURN	1	
12	59800-89L01	TOOL ASSY	1	
13	99011-89L30-03B	MANUAL, OWNER'S	1	
14	68110-89L00	COVER, WEATHER	1	OPT

FIG. 420C

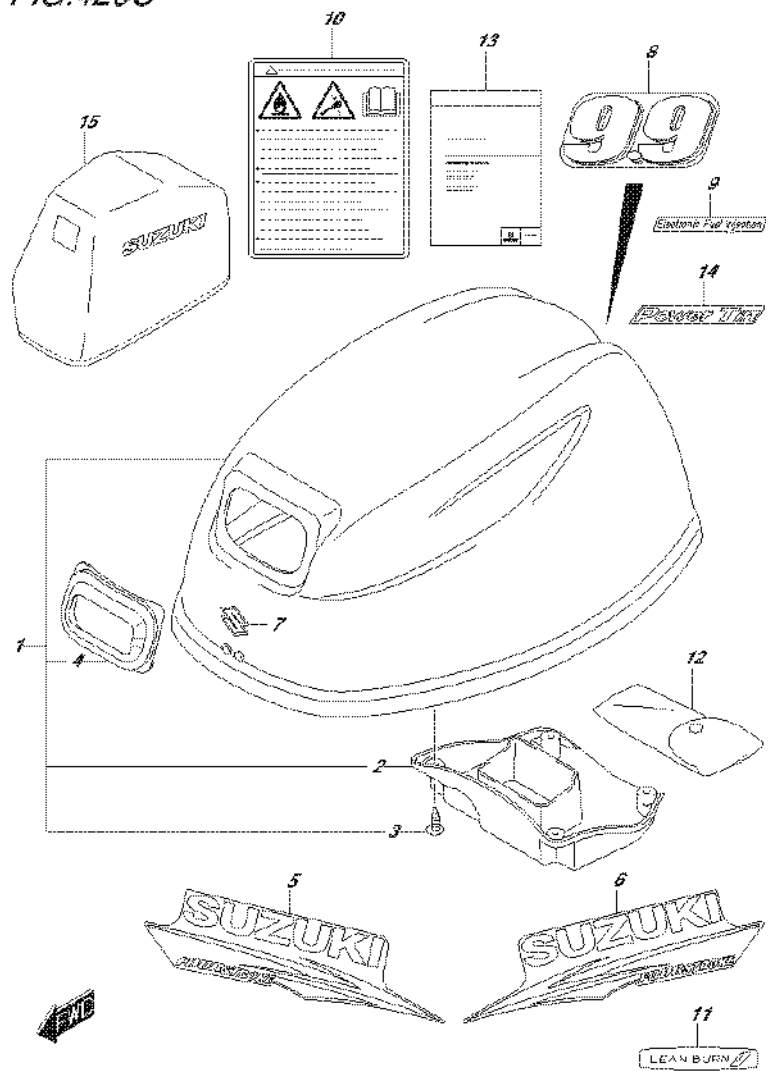


FIG.420C (2-E-8) ENGINE COVER (DF9.9BT P03)

REF NO.	PART NO.	DESCRIPTION	Q'TY	REMARKS
1	61400-89L10-0EP	COVER ASSY, ENGINE (BLACK)	1	
2	61433-89L01	.COVER, AIR INTAKE INNER	1	
3	03542-05169	.SCREW	4	
4	61622-90L00	.SEAL, RECOIL STARTER	1	
5	61443-99J00	STRIPE, ENGINE COVER STBD	1	
6	61453-99J00	STRIPE, ENGINE COVER PORT	1	
7	68111-89L00	EMBLEM (S)	1	
8	61435-99J10	MARK, EMBLEM REAR (9.9)	1	
9	61446-89L00	DECAL, EFI	1	
10	61458-89L30	LABEL, ENGINE COVER	1	
11	61471-89L00	DECAL, LEAN BURN	1	
12	59800-89L01	TOOL ASSY	1	
13	99011-89L30-03B	MANUAL, OWNER'S	1	
14	61447-94J00	MARK, EMBLEM POWER TILT	1	
15	68110-89L00	COVER, WEATHER	1	OPT

FIG. 420D

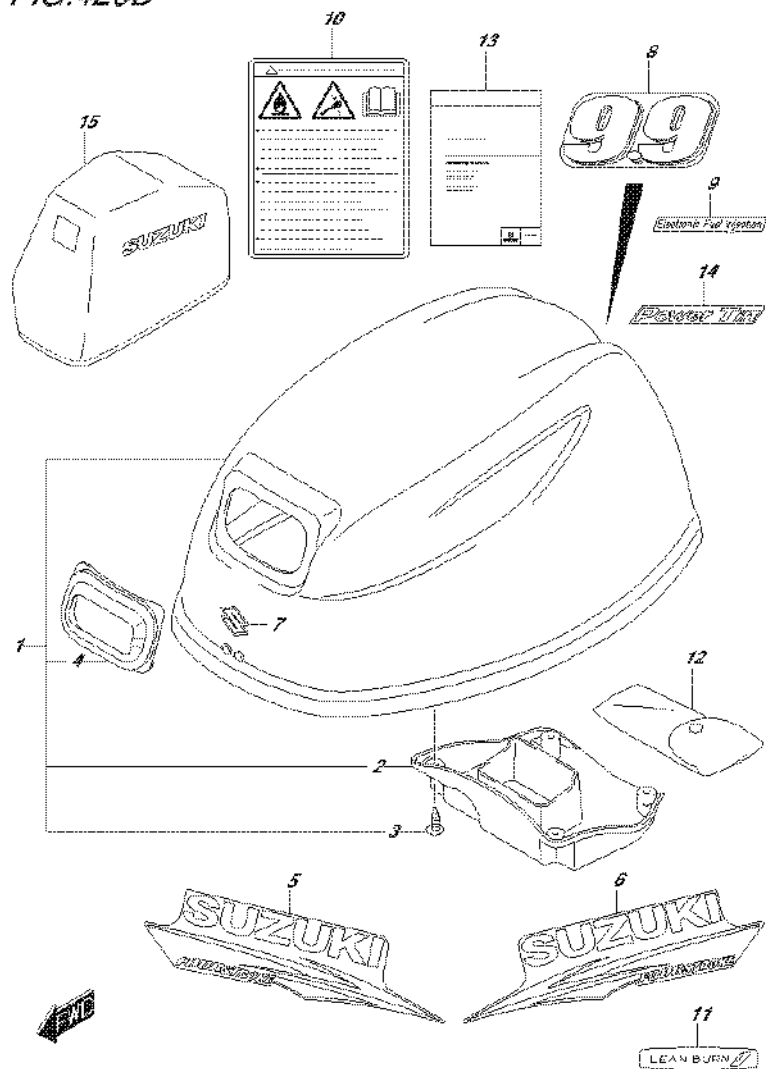


FIG.420D (2-E-9) ENGINE COVER (DF9.9BTH P03)

REF NO.	PART NO.	DESCRIPTION	Q'TY	REMARKS
1	61400-89L10-0EP	COVER ASSY, ENGINE (BLACK)	1	
2	61433-89L01	.COVER, AIR INTAKE INNER	1	
3	03542-05169	.SCREW	4	
4	61622-90L00	.SEAL, RECOIL STARTER	1	
5	61443-99J00	STRIPE, ENGINE COVER STBD	1	
6	61453-99J00	STRIPE, ENGINE COVER PORT	1	
7	68111-89L00	EMBLEM (S)	1	
8	61435-99J10	MARK, EMBLEM REAR (9.9)	1	
9	61446-89L00	DECAL, EFI	1	
10	61458-89L30	LABEL, ENGINE COVER	1	
11	61471-89L00	DECAL, LEAN BURN	1	
12	59800-89L01	TOOL ASSY	1	
13	99011-89L30-03B	MANUAL, OWNER'S	1	
14	61447-94J00	MARK, EMBLEM POWER TILT	1	
15	68110-89L00	COVER, WEATHER	1	OPT

FIG. 420E

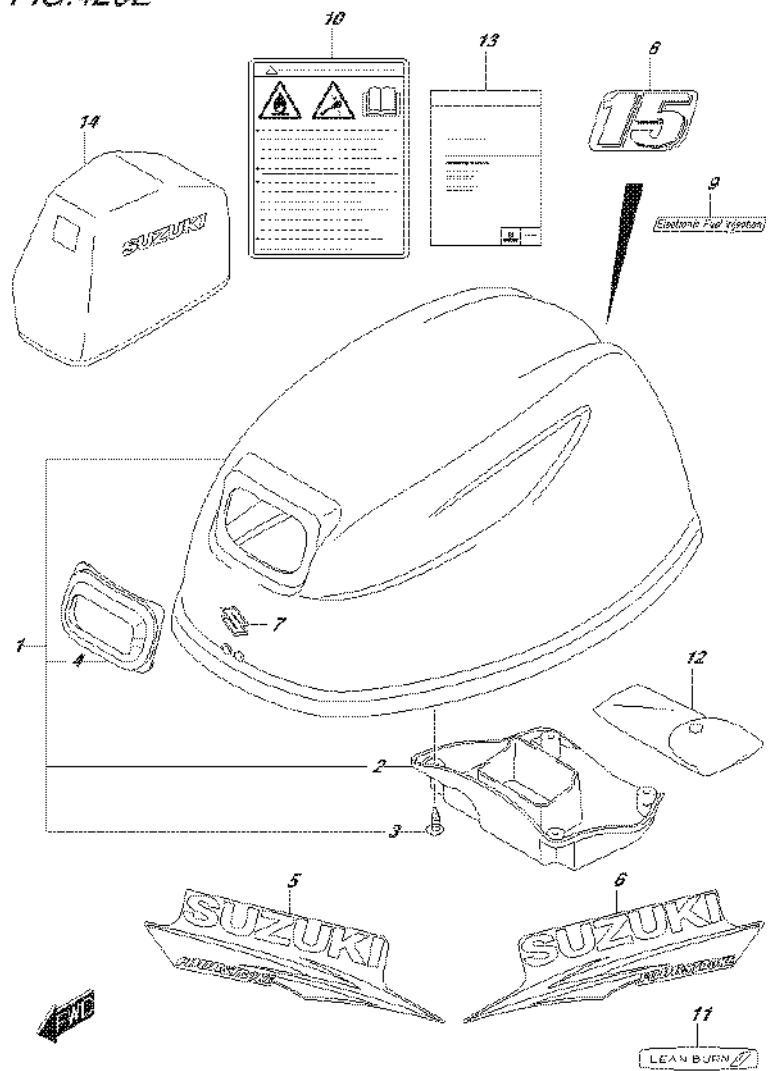


FIG.420E (2-E-10) ENGINE COVER (DF15A P03)

REF NO.	PART NO.	DESCRIPTION	Q'TY	REMARKS
1	61400-89L10-0EP	COVER ASSY, ENGINE (BLACK)	1	
2	61433-89L01	.COVER, AIR INTAKE INNER	1	
3	03542-05169	.SCREW	4	
4	61622-90L00	.SEAL, RECOIL STARTER	1	
5	61443-99J00	STRIPE, ENGINE COVER STBD	1	
6	61453-99J00	STRIPE, ENGINE COVER PORT	1	
7	68111-89L00	EMBLEM (S)	1	
8	61435-94J30	MARK, EMBLEM REAR (15)	1	
9	61446-89L00	DECAL, EFI	1	
10	61458-89L30	LABEL, ENGINE COVER	1	
11	61471-89L00	DECAL, LEAN BURN	1	
12	59800-89L01	TOOL ASSY	1	
13	99011-89L30-03B	MANUAL, OWNER'S	1	
14	68110-89L00	COVER, WEATHER	1	OPT

FIG. 420F

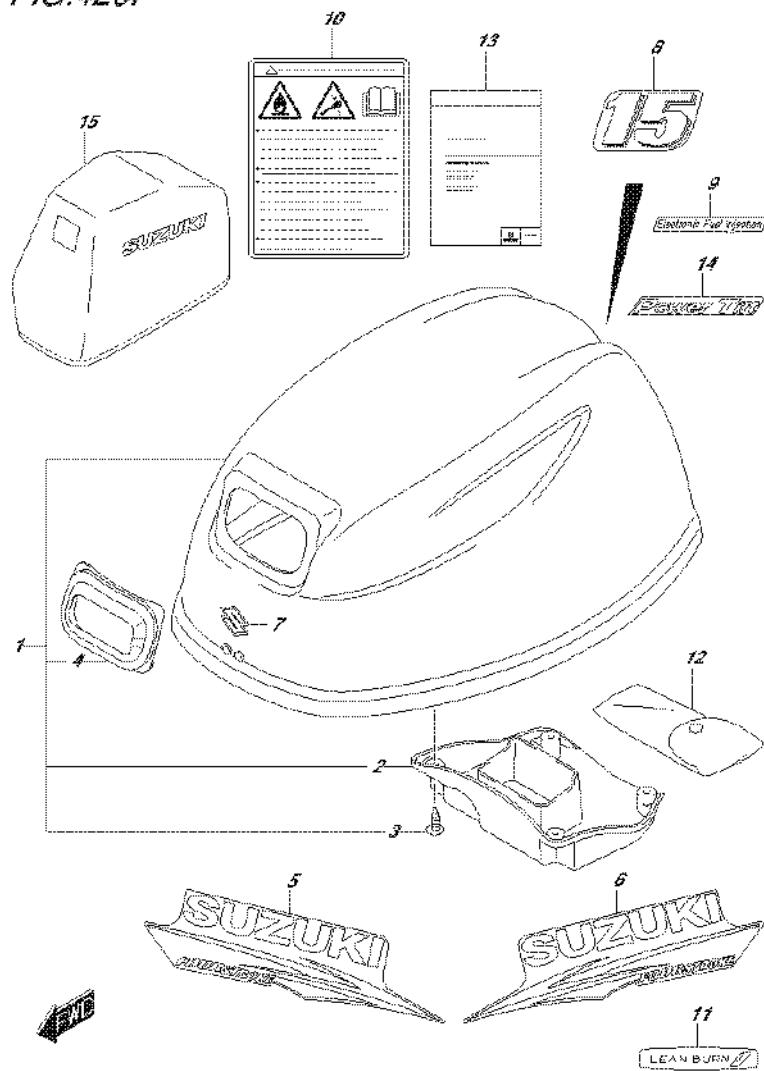


FIG.420F (2-E-11) ENGINE COVER (DF15ATH P03)

REF NO.	PART NO.	DESCRIPTION	Q'TY	REMARKS
1	61400-89L10-0EP	COVER ASSY, ENGINE (BLACK)	1	
2	61433-89L01	.COVER, AIR INTAKE INNER	1	
3	03542-05169	.SCREW	4	
4	61622-90L00	.SEAL, RECOIL STARTER	1	
5	61443-99J00	STRIPE, ENGINE COVER STBD	1	
6	61453-99J00	STRIPE, ENGINE COVER PORT	1	
7	68111-89L00	EMBLEM (S)	1	
8	61435-94J30	MARK, EMBLEM REAR (15)	1	
9	61446-89L00	DECAL, EFI	1	
10	61458-89L30	LABEL, ENGINE COVER	1	
11	61471-89L00	DECAL, LEAN BURN	1	
12	59800-89L01	TOOL ASSY	1	
13	99011-89L30-03B	MANUAL, OWNER'S	1	
14	61447-94J00	MARK, EMBLEM POWER TILT	1	
15	68110-89L00	COVER, WEATHER	1	OPT

FIG. 420G

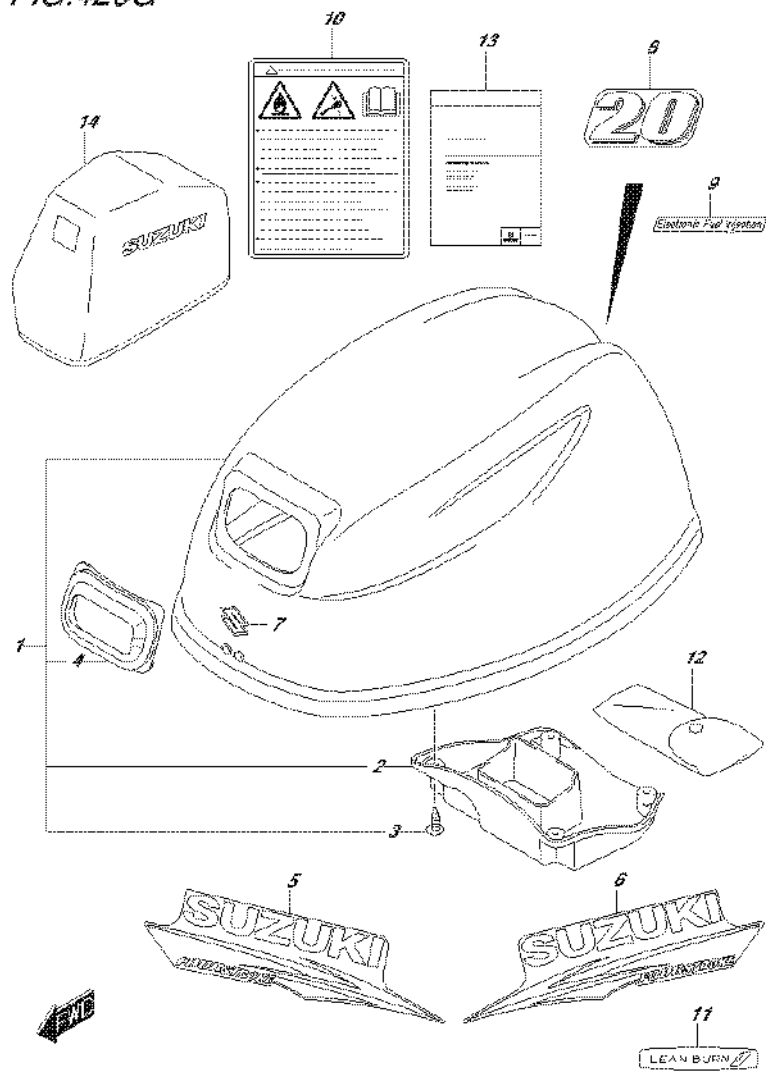


FIG.420G (2-E-12) ENGINE COVER (DF20A P03)

REF NO.	PART NO.	DESCRIPTION	Q'TY	REMARKS
1	61400-89L10-0EP	COVER ASSY, ENGINE (BLACK)	1	
2	61433-89L01	.COVER, AIR INTAKE INNER	1	
3	03542-05169	.SCREW	4	
4	61622-90L00	.SEAL, RECOIL STARTER	1	
5	61443-99J00	STRIPE, ENGINE COVER STBD	1	
6	61453-99J00	STRIPE, ENGINE COVER PORT	1	
7	68111-89L00	EMBLEM (S)	1	
8	61435-89L00	MARK, EMBLEM REAR (20)	1	
9	61446-89L00	DECAL, EFI	1	
10	61458-89L30	LABEL, ENGINE COVER	1	
11	61471-89L00	DECAL, LEAN BURN	1	
12	59800-89L01	TOOL ASSY	1	
13	99011-89L30-03B	MANUAL, OWNER'S	1	
14	68110-89L00	COVER, WEATHER	1	OPT

FIG. 420H

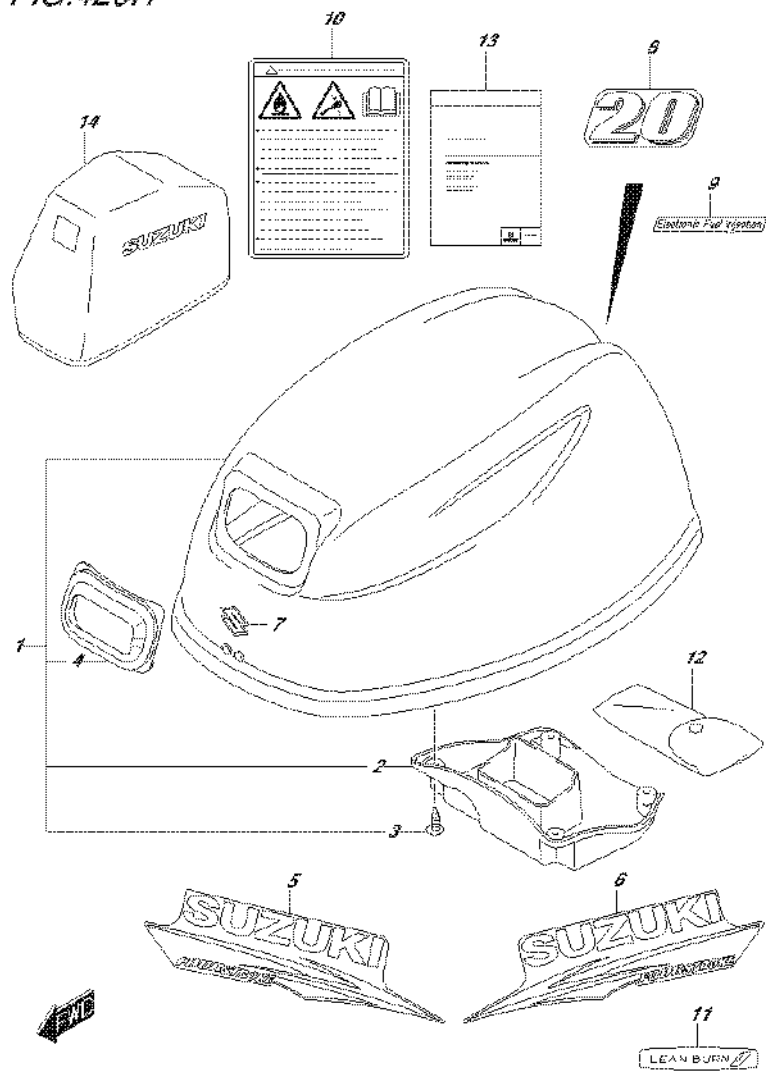


FIG.420H (2-E-13) ENGINE COVER (DF20AR P03)

REF NO.	PART NO.	DESCRIPTION	Q'TY	REMARKS
1	61400-89L10-0EP	COVER ASSY, ENGINE (BLACK)	1	
2	61433-89L01	.COVER, AIR INTAKE INNER	1	
3	03542-05169	.SCREW	4	
4	61622-90L00	.SEAL, RECOIL STARTER	1	
5	61443-99J00	STRIPE, ENGINE COVER STBD	1	
6	61453-99J00	STRIPE, ENGINE COVER PORT	1	
7	68111-89L00	EMBLEM (S)	1	
8	61435-89L00	MARK, EMBLEM REAR (20)	1	
9	61446-89L00	DECAL, EFI	1	
10	61458-89L30	LABEL, ENGINE COVER	1	
11	61471-89L00	DECAL, LEAN BURN	1	
12	59800-89L01	TOOL ASSY	1	
13	99011-89L30-03B	MANUAL, OWNER'S	1	
14	68110-89L00	COVER, WEATHER	1	OPT

FIG. 420J

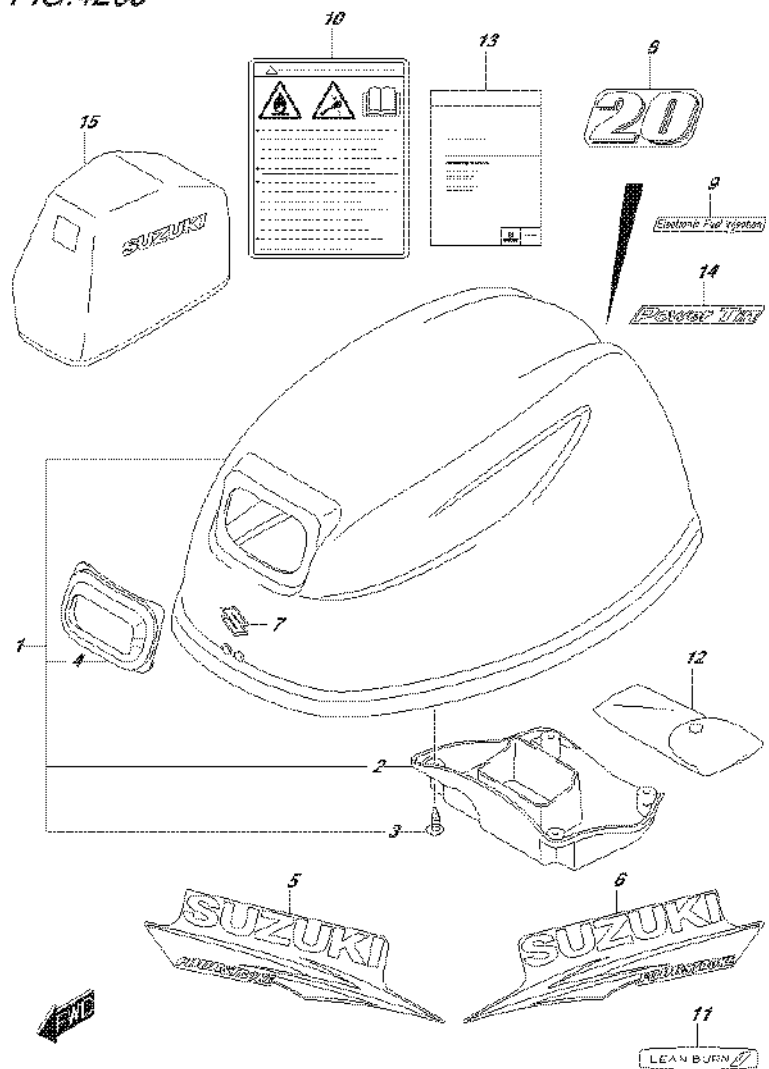


FIG.420J (2-E-14) ENGINE COVER (DF20AT P03)

REF NO.	PART NO.	DESCRIPTION	Q'TY	REMARKS
1	61400-89L10-0EP	COVER ASSY, ENGINE (BLACK)	1	
2	61433-89L01	.COVER, AIR INTAKE INNER	1	
3	03542-05169	.SCREW	4	
4	61622-90L00	.SEAL, RECOIL STARTER	1	
5	61443-99J00	STRIPE, ENGINE COVER STBD	1	
6	61453-99J00	STRIPE, ENGINE COVER PORT	1	
7	68111-89L00	EMBLEM (S)	1	
8	61435-89L00	MARK, EMBLEM REAR (20)	1	
9	61446-89L00	DECAL, EFI	1	
10	61458-89L30	LABEL, ENGINE COVER	1	
11	61471-89L00	DECAL, LEAN BURN	1	
12	59800-89L01	TOOL ASSY	1	
13	99011-89L30-03B	MANUAL, OWNER'S	1	
14	61447-94J00	MARK, EMBLEM POWER TILT	1	
15	68110-89L00	COVER, WEATHER	1	OPT

FIG. 420K

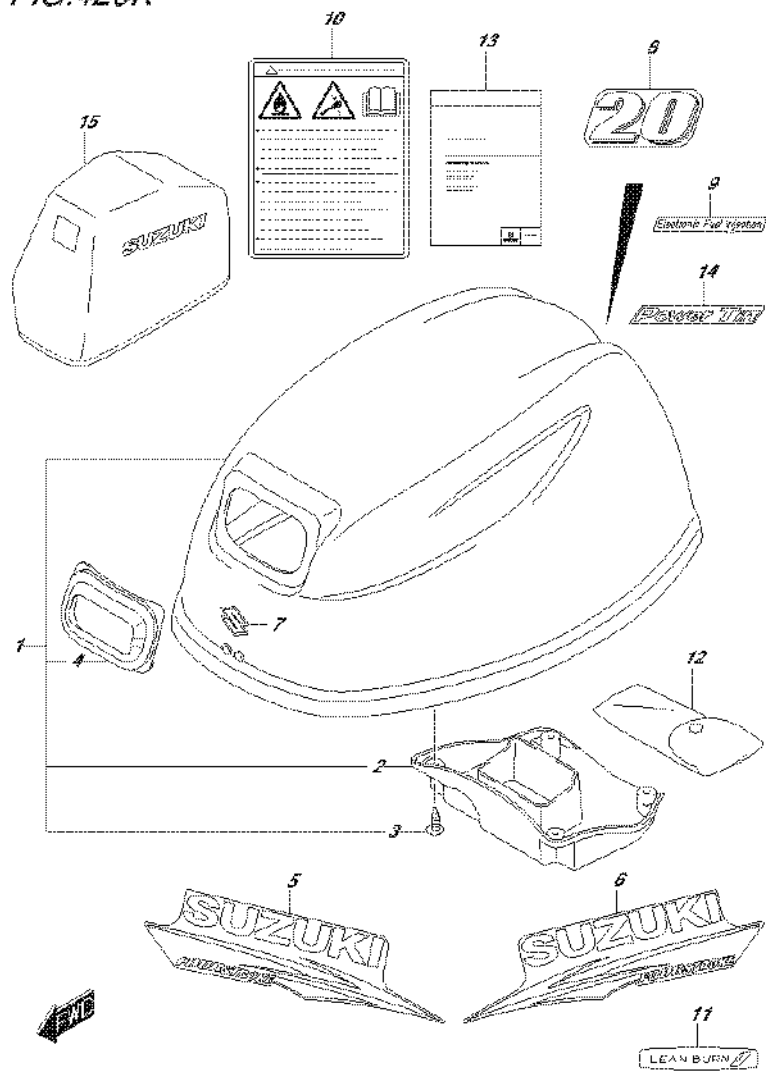


FIG.420K (2-E-15) ENGINE COVER (DF20ATH P03)

REF NO.	PART NO.	DESCRIPTION	Q'TY	REMARKS
1	61400-89L10-0EP	COVER ASSY, ENGINE (BLACK)	1	
2	61433-89L01	.COVER, AIR INTAKE INNER	1	
3	03542-05169	.SCREW	4	
4	61622-90L00	.SEAL, RECOIL STARTER	1	
5	61443-99J00	STRIPE, ENGINE COVER STBD	1	
6	61453-99J00	STRIPE, ENGINE COVER PORT	1	
7	68111-89L00	EMBLEM (S)	1	
8	61435-89L00	MARK, EMBLEM REAR (20)	1	
9	61446-89L00	DECAL, EFI	1	
10	61458-89L30	LABEL, ENGINE COVER	1	
11	61471-89L00	DECAL, LEAN BURN	1	
12	59800-89L01	TOOL ASSY	1	
13	99011-89L30-03B	MANUAL, OWNER'S	1	
14	61447-94J00	MARK, EMBLEM POWER TILT	1	
15	68110-89L00	COVER, WEATHER	1	OPT

FIG.432A

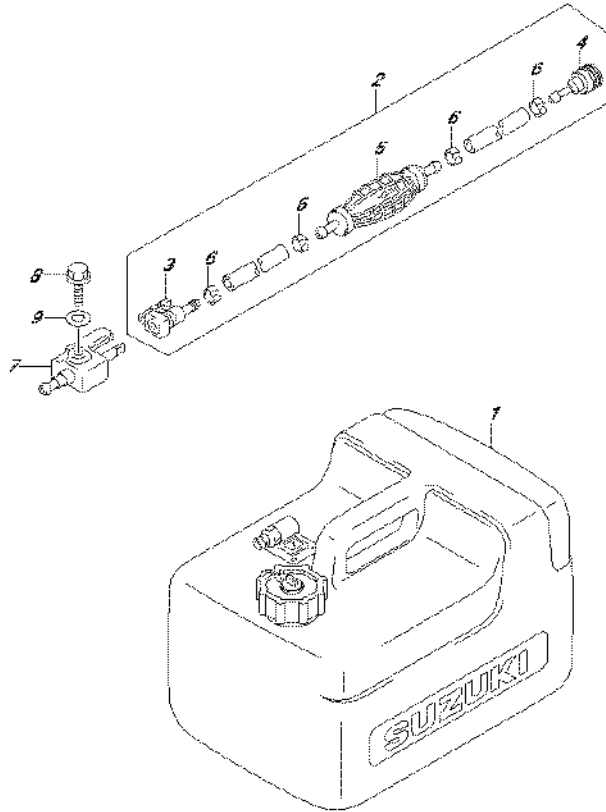


FIG.432A (2-F-2) FUEL TANK

REF NO.	PART NO.	DESCRIPTION	Q'TY	REMARKS
1	65000-99J10	TANK ASSY, FUEL (12L)	1	
2	65700-87J25	HOSE, FUEL	1	
3	65750-87JL0	.SOCKET, FUEL HOSE	1	
4	65750-955L0	.SOCKET, FUEL HOSE	1	
5	65770-90J02	.PUMP, SQUEEZE	1	
6	65781-98500	.CLIP	4	
7	65720-986L0	PLUG, FUEL CONNECTOR	1	
8	09103-06237	BOLT (6X12.5)	1	
9	09160-06085	WASHER (6.5X15X1)	1	

FIG.442A

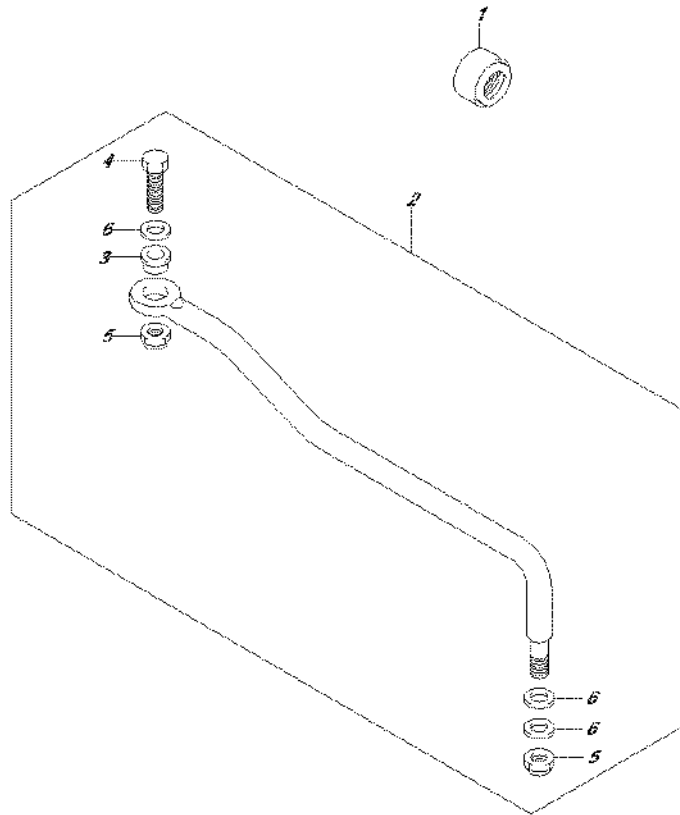


FIG.442A (2-F-3) DRAG LINK (DF9.9BR P03)

REF NO.	PART NO.	DESCRIPTION	Q'TY	REMARKS
1	41161-94400	SEAL, STEERING CABLE	1	
2	67701-99J02	LINK ASSY, DRAG	1	
3	67721-93E10	.SPACER	1	
4	67725-96J00	.BOLT	1	
5	67726-99E00	.NUT	2	
6	67728-99E00	.WASHER	4	



FIG.442B

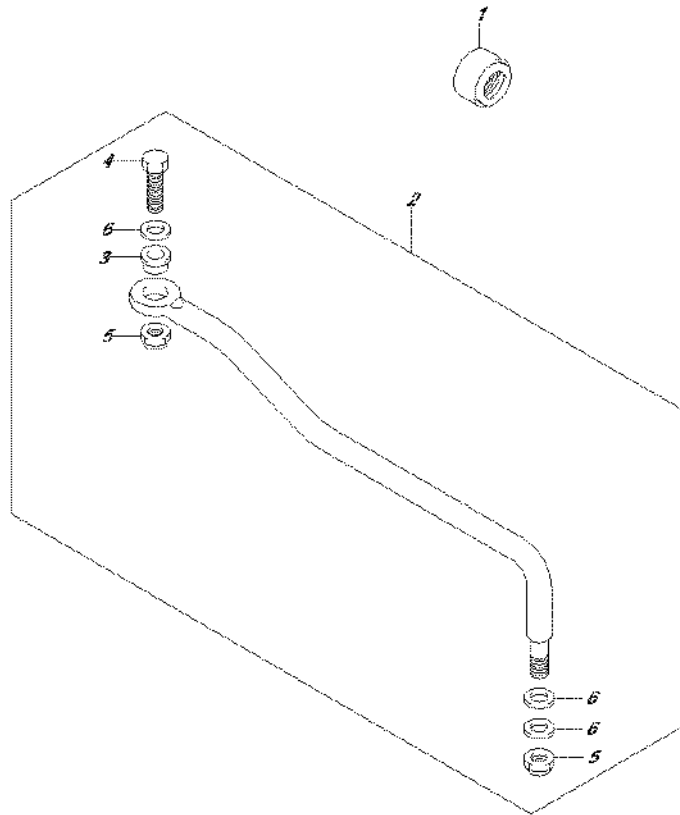


FIG.442B (2-F-4) DRAG LINK (DF9.9BT P03)

REF NO.	PART NO.	DESCRIPTION	Q'TY	REMARKS
1	41161-94400	SEAL, STEERING CABLE	1	
2	67701-99J02	LINK ASSY, DRAG	1	
3	67721-93E10	.SPACER	1	
4	67725-96J00	.BOLT	1	
5	67726-99E00	.NUT	2	
6	67728-99E00	.WASHER	4	



FIG.442C

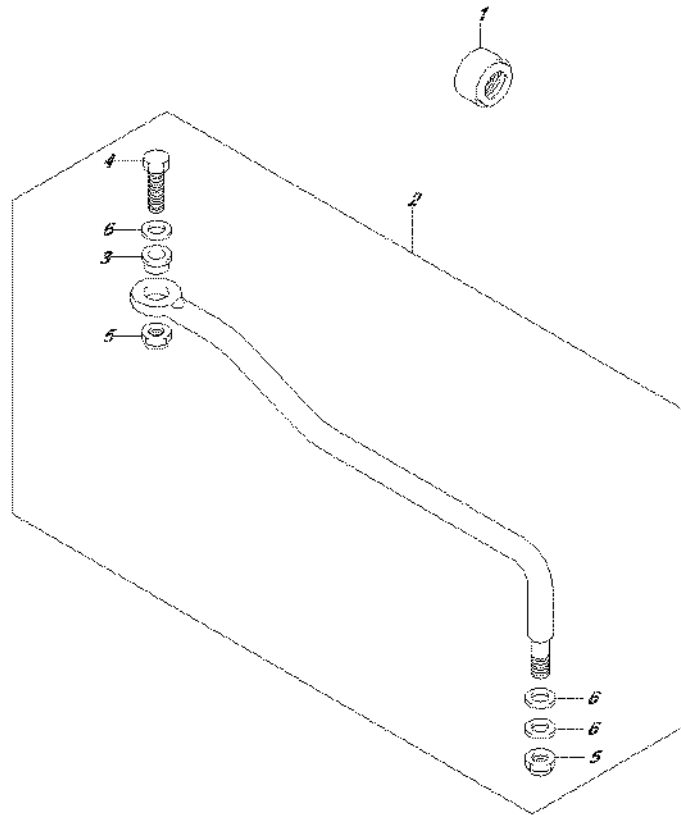


FIG.442C (2-F-5) DRAG LINK (DF20AR P03)

REF NO.	PART NO.	DESCRIPTION	Q'TY	REMARKS
1	41161-94400	SEAL, STEERING CABLE	1	
2	67701-99J02	LINK ASSY, DRAG	1	
3	67721-93E10	.SPACER	1	
4	67725-96J00	.BOLT	1	
5	67726-99E00	.NUT	2	
6	67728-99E00	.WASHER	4	



FIG.442D

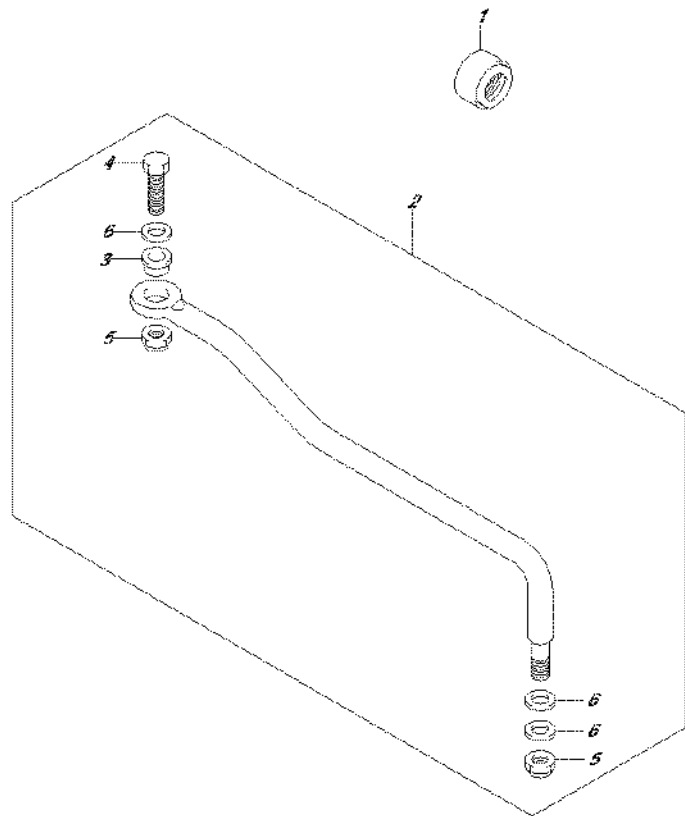


FIG.442D (2-F-6) DRAG LINK (DF20AT P03)

REF NO.	PART NO.	DESCRIPTION	Q'TY	REMARKS
1	41161-94400	SEAL, STEERING CABLE	1	
2	67701-99J02	LINK ASSY, DRAG	1	
3	67721-93E10	.SPACER	1	
4	67725-96J00	.BOLT	1	
5	67726-99E00	.NUT	2	
6	67728-99E00	.WASHER	4	



FIG.444A

FIG.444A (2-F-7) TILLER HANDLE (DF9.9B P03)

REF NO.	PART NO.	DESCRIPTION	Q'TY	REMARKS
1	63111-89L00-0EP	HANDLE, TILLER (BLACK)	1	
2	63115-99J10	BUSH, TILLER HANDLE NO.1	1	
3	63115-99J00	BUSH, TILLER HANDLE NO.2	1	
4	63116-99J00	RUBBER, FRICTION	1	
5	63121-99J00-0EP	COVER, TILLER HANDLE (BLACK)	1	
6	63210-89L11	GRIP, HANDLE	1	
7	63220-89L00	ROD, HANDLE	1	
8	63225-98601	PLATE, HANDLE ROD ADJUSTER	1	
9	63225-93200	BUSH, HANDLE ROD	1	
10	63240-94J10	ADJUSTER SET, HANDLE	1	
11	63241-986B0	.SUPPORT, ROD	1	
12	63244-94J00	.KNOB, ADJUSTER	1	
13	09148-06008	NUT	1	
14	63610-89L00	CABLE ASSY, THROTTLE	1	
15	63610-89L10	CABLE ASSY, THROTTLE	1	
16	09116-08151	BOLT (8X30)	2	
17	09126-06015	SCREW (6X23)	1	
18	09136-05041	SCREW (5X20)	2	
19	09163-06001	LOCK WASHER	1	
20	09440-12027	SPRING	1	
21	33833-91J00	TUBE, THROTTLE CABLE	1	L:250->50
22	63114-99J01	PLATE, WARNING INDICATOR	1	
23	63122-99J00	PROTECTOR, HANDLE COVER	1	
24	63131-99J11-0EP	BRACKET, TILLER HANDLE (BLACK)	1	
25	63133-89L00	GROMMET, TILLER HANDLE BRACKET	1	
26	65793-89L00	HOLDER, FUEL HOSE	1	
27	09116-06225	BOLT (6X15)	1	
28	09116-08155	BOLT (8X45)	2	
29	09125-05042	SCREW (5X10)	1	
30	09250-12006	CAP (OD:20)	1	
31	63215-93110	MARK, HANDLE GRIP	1	
32	37830-89L01	SWITCH ASSY, EMERGENCY	1	
33	37823-97J00	.PLATE, LOCK	1	
34	37826-97J00	.NUT	1	
35	37835-95D00	LABEL, STOP	1	
36	21131-94J00	MARK, CLUTCH SHIFT	1	

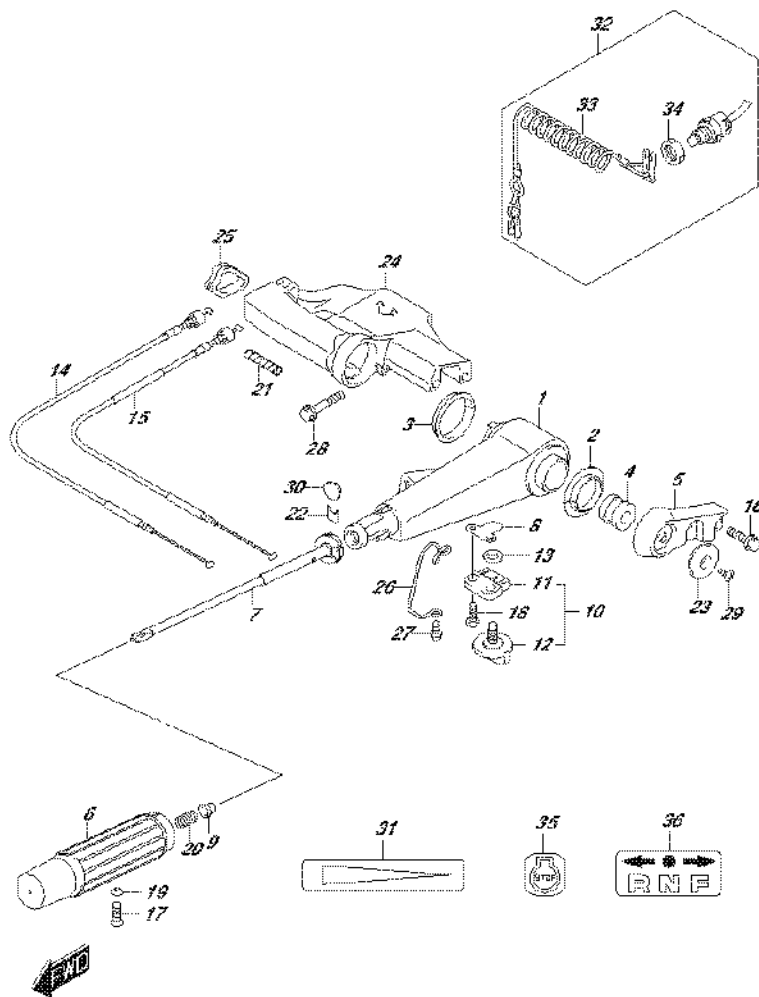


FIG.444B

FIG.444B (2-F-8) TILLER HANDLE (DF9.9BTH P03)

REF NO.	PART NO.	DESCRIPTION	Q'TY	REMARKS
1	63111-89L00-0EP	HANDLE, TILLER (BLACK)	1	
2	63115-99J10	BUSH, TILLER HANDLE NO.1	1	
3	63115-99J00	BUSH, TILLER HANDLE NO.2	1	
4	63116-99J00	RUBBER, FRICTION	1	
5	63121-99J00-0EP	COVER, TILLER HANDLE (BLACK)	1	
6	63210-89L11	GRIP, HANDLE	1	
7	63220-89L00	ROD, HANDLE	1	
8	63225-98601	PLATE, HANDLE ROD ADJUSTER	1	
9	63225-93200	BUSH, HANDLE ROD	1	
10	63240-94J10	ADJUSTER SET, HANDLE	1	
11	63241-986B0	.SUPPORT, ROD	1	
12	63244-94J00	.KNOB, ADJUSTER	1	
13	09148-06008	NUT	1	
14	63610-89L00	CABLE ASSY, THROTTLE	1	
15	63610-89L10	CABLE ASSY, THROTTLE	1	
16	09116-08151	BOLT (8X30)	2	
17	09126-06015	SCREW (6X23)	1	
18	09136-05041	SCREW (5X20)	2	
19	09163-06001	LOCK WASHER	1	
20	09440-12027	SPRING	1	
21	33833-91J00	TUBE, THROTTLE CABLE	1	L:250->50
22	63114-99J01	PLATE, WARNING INDICATOR	1	
23	63122-99J00	PROTECTOR, HANDLE COVER	1	
24	63131-99J11-0EP	BRACKET, TILLER HANDLE (BLACK)	1	
25	63133-89L00	GROMMET, TILLER HANDLE BRACKET	1	
26	65793-89L00	HOLDER, FUEL HOSE	1	
27	09116-06225	BOLT (6X15)	1	
28	09116-08155	BOLT (8X45)	2	
29	09125-05042	SCREW (5X10)	1	
30	09250-12006	CAP (OD:20)	1	
31	63215-93110	MARK, HANDLE GRIP	1	
32	37830-89L01	SWITCH ASSY, EMERGENCY	1	
33	37823-97J00	.PLATE, LOCK	1	
34	37826-97J00	.NUT	1	
35	37835-95D00	LABEL, STOP	1	
36	21131-94J00	MARK, CLUTCH SHIFT	1	

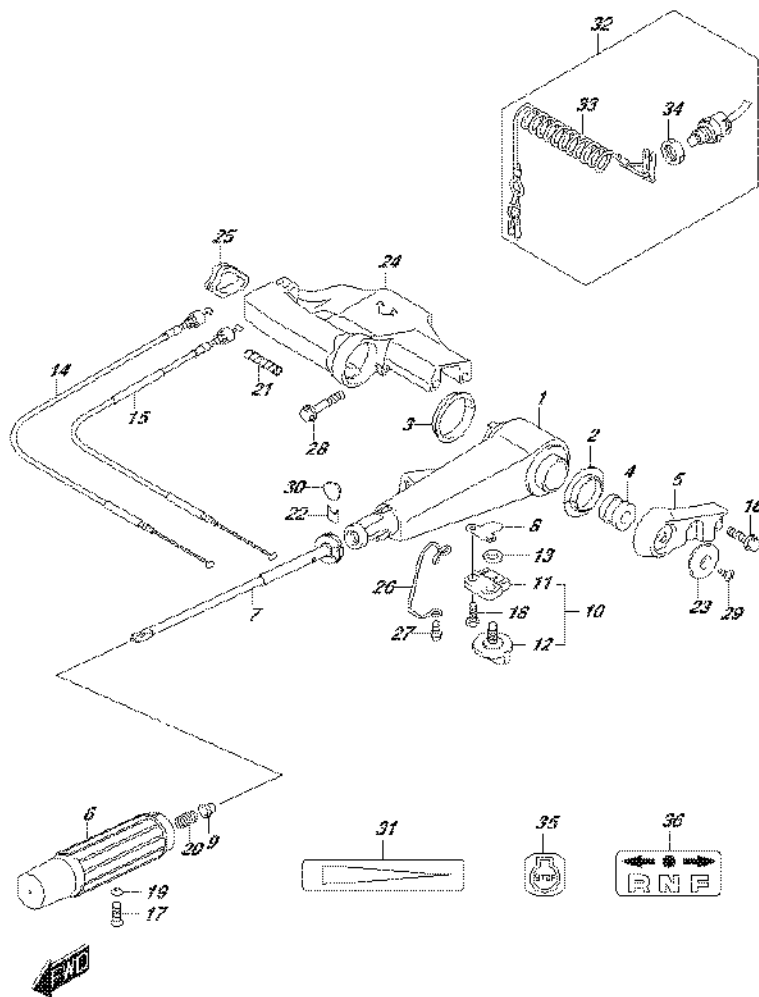


FIG.444C

FIG.444C (2-F-9) TILLER HANDLE (DF15A P03)

REF NO.	PART NO.	DESCRIPTION	Q'TY	REMARKS
1	63111-89L00-0EP	HANDLE, TILLER (BLACK)	1	
2	63115-99J10	BUSH, TILLER HANDLE NO.1	1	
3	63115-99J00	BUSH, TILLER HANDLE NO.2	1	
4	63116-99J00	RUBBER, FRICTION	1	
5	63121-99J00-0EP	COVER, TILLER HANDLE (BLACK)	1	
6	63210-89L11	GRIP, HANDLE	1	
7	63220-89L00	ROD, HANDLE	1	
8	63225-98601	PLATE, HANDLE ROD ADJUSTER	1	
9	63225-93200	BUSH, HANDLE ROD	1	
10	63240-94J10	ADJUSTER SET, HANDLE	1	
11	63241-986B0	.SUPPORT, ROD	1	
12	63244-94J00	.KNOB, ADJUSTER	1	
13	09148-06008	NUT	1	
14	63610-89L00	CABLE ASSY, THROTTLE	1	
15	63610-89L10	CABLE ASSY, THROTTLE	1	
16	09116-08151	BOLT (8X30)	2	
17	09126-06015	SCREW (6X23)	1	
18	09136-05041	SCREW (5X20)	2	
19	09163-06001	LOCK WASHER	1	
20	09440-12027	SPRING	1	
21	33833-91J00	TUBE, THROTTLE CABLE	1	L:250->50
22	63114-99J01	PLATE, WARNING INDICATOR	1	
23	63122-99J00	PROTECTOR, HANDLE COVER	1	
24	63131-99J11-0EP	BRACKET, TILLER HANDLE (BLACK)	1	
25	63133-89L00	GROMMET, TILLER HANDLE BRACKET	1	
26	65793-89L00	HOLDER, FUEL HOSE	1	
27	09116-06225	BOLT (6X15)	1	
28	09116-08155	BOLT (8X45)	2	
29	09125-05042	SCREW (5X10)	1	
30	09250-12006	CAP (OD:20)	1	
31	63215-93110	MARK, HANDLE GRIP	1	
32	37830-89L01	SWITCH ASSY, EMERGENCY	1	
33	37823-97J00	.PLATE, LOCK	1	
34	37826-97J00	.NUT	1	
35	37835-95D00	LABEL, STOP	1	
36	21131-94J00	MARK, CLUTCH SHIFT	1	

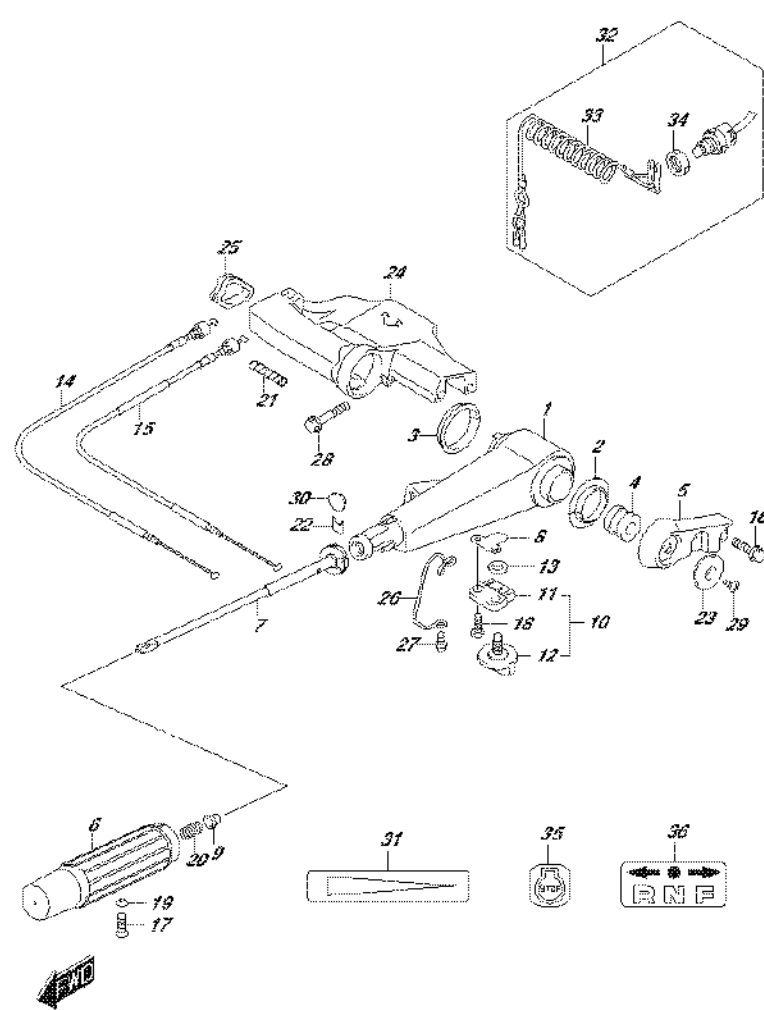


FIG.444D

FIG.444D (2-F-10) TILLER HANDLE (DF15ATH P03)

REF NO.	PART NO.	DESCRIPTION	Q'TY	REMARKS
1	63111-89L00-0EP	HANDLE, TILLER (BLACK)	1	
2	63115-99J10	BUSH, TILLER HANDLE NO.1	1	
3	63115-99J00	BUSH, TILLER HANDLE NO.2	1	
4	63116-99J00	RUBBER, FRICTION	1	
5	63121-99J00-0EP	COVER, TILLER HANDLE (BLACK)	1	
6	63210-89L11	GRIP, HANDLE	1	
7	63220-89L00	ROD, HANDLE	1	
8	63225-98601	PLATE, HANDLE ROD ADJUSTER	1	
9	63225-93200	BUSH, HANDLE ROD	1	
10	63240-94J10	ADJUSTER SET, HANDLE	1	
11	63241-986B0	.SUPPORT, ROD	1	
12	63244-94J00	.KNOB, ADJUSTER	1	
13	09148-06008	NUT	1	
14	63610-89L00	CABLE ASSY, THROTTLE	1	
15	63610-89L10	CABLE ASSY, THROTTLE	1	
16	09116-08151	BOLT (8X30)	2	
17	09126-06015	SCREW (6X23)	1	
18	09136-05041	SCREW (5X20)	2	
19	09163-06001	LOCK WASHER	1	
20	09440-12027	SPRING	1	
21	33833-91J00	TUBE, THROTTLE CABLE	1	L:250->50
22	63114-99J01	PLATE, WARNING INDICATOR	1	
23	63122-99J00	PROTECTOR, HANDLE COVER	1	
24	63131-99J11-0EP	BRACKET, TILLER HANDLE (BLACK)	1	
25	63133-89L00	GROMMET, TILLER HANDLE BRACKET	1	
26	65793-89L00	HOLDER, FUEL HOSE	1	
27	09116-06225	BOLT (6X15)	1	
28	09116-08155	BOLT (8X45)	2	
29	09125-05042	SCREW (5X10)	1	
30	09250-12006	CAP (OD:20)	1	
31	63215-93110	MARK, HANDLE GRIP	1	
32	37830-89L01	SWITCH ASSY, EMERGENCY	1	
33	37823-97J00	.PLATE, LOCK	1	
34	37826-97J00	.NUT	1	
35	37835-95D00	LABEL, STOP	1	
36	21131-94J00	MARK, CLUTCH SHIFT	1	

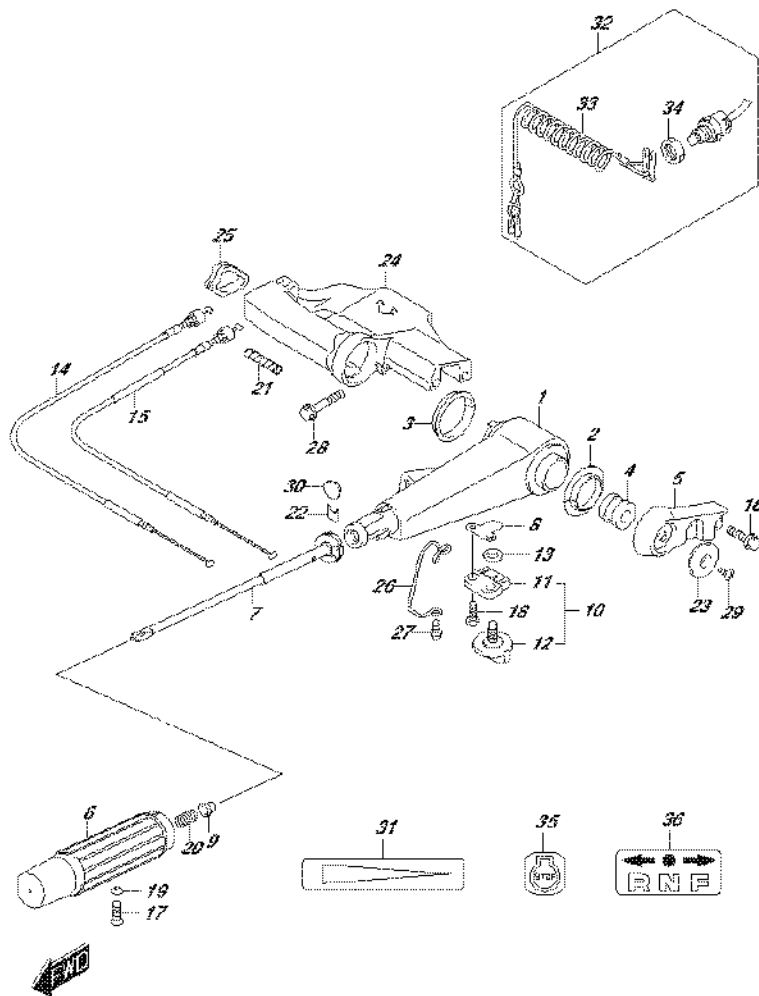


FIG.444E

FIG.444E (2-F-11) TILLER HANDLE (DF20A P03)

REF NO.	PART NO.	DESCRIPTION	Q'TY	REMARKS
1	63111-89L00-0EP	HANDLE, TILLER (BLACK)	1	
2	63115-99J10	BUSH, TILLER HANDLE NO.1	1	
3	63115-99J00	BUSH, TILLER HANDLE NO.2	1	
4	63116-99J00	RUBBER, FRICTION	1	
5	63121-99J00-0EP	COVER, TILLER HANDLE (BLACK)	1	
6	63210-89L11	GRIP, HANDLE	1	
7	63220-89L00	ROD, HANDLE	1	
8	63225-98601	PLATE, HANDLE ROD ADJUSTER	1	
9	63225-93200	BUSH, HANDLE ROD	1	
10	63240-94J10	ADJUSTER SET, HANDLE	1	
11	63241-986B0	.SUPPORT, ROD	1	
12	63244-94J00	.KNOB, ADJUSTER	1	
13	09148-06008	NUT	1	
14	63610-89L00	CABLE ASSY, THROTTLE	1	
15	63610-89L10	CABLE ASSY, THROTTLE	1	
16	09116-08151	BOLT (8X30)	2	
17	09126-06015	SCREW (6X23)	1	
18	09136-05041	SCREW (5X20)	2	
19	09163-06001	LOCK WASHER	1	
20	09440-12027	SPRING	1	
21	33833-91J00	TUBE, THROTTLE CABLE	1	L:250->50
22	63114-99J01	PLATE, WARNING INDICATOR	1	
23	63122-99J00	PROTECTOR, HANDLE COVER	1	
24	63131-99J11-0EP	BRACKET, TILLER HANDLE (BLACK)	1	
25	63133-89L00	GROMMET, TILLER HANDLE BRACKET	1	
26	65793-89L00	HOLDER, FUEL HOSE	1	
27	09116-06225	BOLT (6X15)	1	
28	09116-08155	BOLT (8X45)	2	
29	09125-05042	SCREW (5X10)	1	
30	09250-12006	CAP (OD:20)	1	
31	63215-93110	MARK, HANDLE GRIP	1	
32	37830-89L01	SWITCH ASSY, EMERGENCY	1	
33	37823-97J00	.PLATE, LOCK	1	
34	37826-97J00	.NUT	1	
35	37835-95D00	LABEL, STOP	1	
36	21131-94J00	MARK, CLUTCH SHIFT	1	

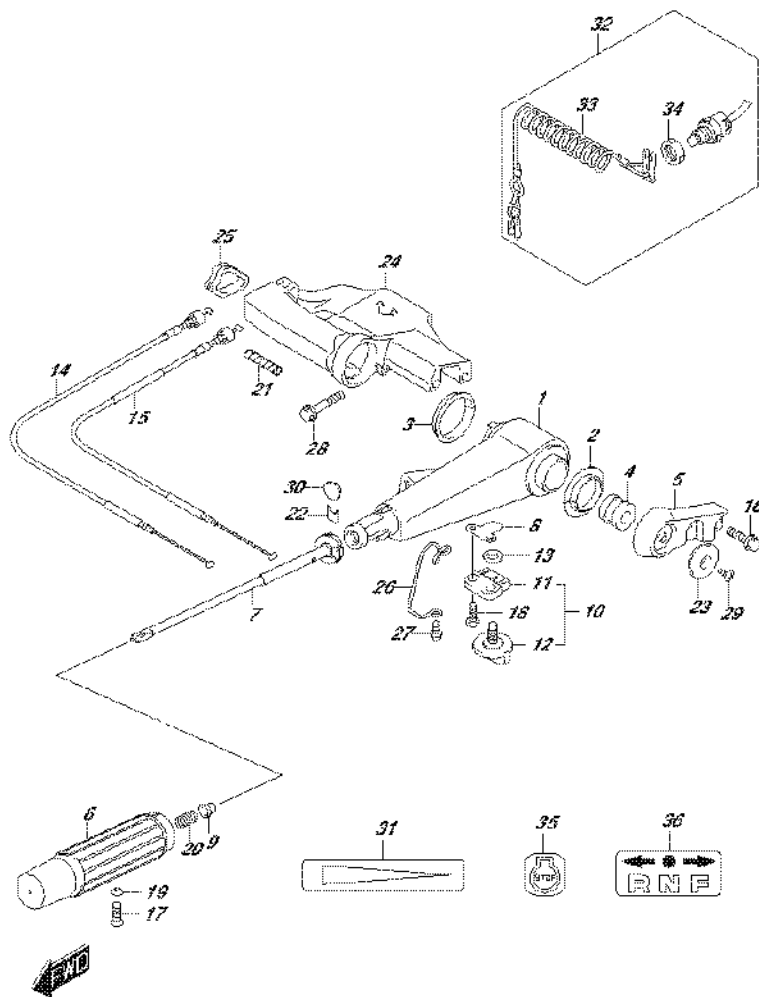


FIG.444F

FIG.444F (2-F-12) TILLER HANDLE (DF20ATH P03)

REF NO.	PART NO.	DESCRIPTION	Q'TY	REMARKS
1	63111-89L00-0EP	HANDLE, TILLER (BLACK)	1	
2	63115-99J10	BUSH, TILLER HANDLE NO.1	1	
3	63115-99J00	BUSH, TILLER HANDLE NO.2	1	
4	63116-99J00	RUBBER, FRICTION	1	
5	63121-99J00-0EP	COVER, TILLER HANDLE (BLACK)	1	
6	63210-89L11	GRIP, HANDLE	1	
7	63220-89L00	ROD, HANDLE	1	
8	63225-98601	PLATE, HANDLE ROD ADJUSTER	1	
9	63225-93200	BUSH, HANDLE ROD	1	
10	63240-94J10	ADJUSTER SET, HANDLE	1	
11	63241-986B0	.SUPPORT, ROD	1	
12	63244-94J00	.KNOB, ADJUSTER	1	
13	09148-06008	NUT	1	
14	63610-89L00	CABLE ASSY, THROTTLE	1	
15	63610-89L10	CABLE ASSY, THROTTLE	1	
16	09116-08151	BOLT (8X30)	2	
17	09126-06015	SCREW (6X23)	1	
18	09136-05041	SCREW (5X20)	2	
19	09163-06001	LOCK WASHER	1	
20	09440-12027	SPRING	1	
21	33833-91J00	TUBE, THROTTLE CABLE	1	L:250->50
22	63114-99J01	PLATE, WARNING INDICATOR	1	
23	63122-99J00	PROTECTOR, HANDLE COVER	1	
24	63131-99J11-0EP	BRACKET, TILLER HANDLE (BLACK)	1	
25	63133-89L00	GROMMET, TILLER HANDLE BRACKET	1	
26	65793-89L00	HOLDER, FUEL HOSE	1	
27	09116-06225	BOLT (6X15)	1	
28	09116-08155	BOLT (8X45)	2	
29	09125-05042	SCREW (5X10)	1	
30	09250-12006	CAP (OD:20)	1	
31	63215-93110	MARK, HANDLE GRIP	1	
32	37830-89L01	SWITCH ASSY, EMERGENCY	1	
33	37823-97J00	.PLATE, LOCK	1	
34	37826-97J00	.NUT	1	
35	37835-95D00	LABEL, STOP	1	
36	21131-94J00	MARK, CLUTCH SHIFT	1	

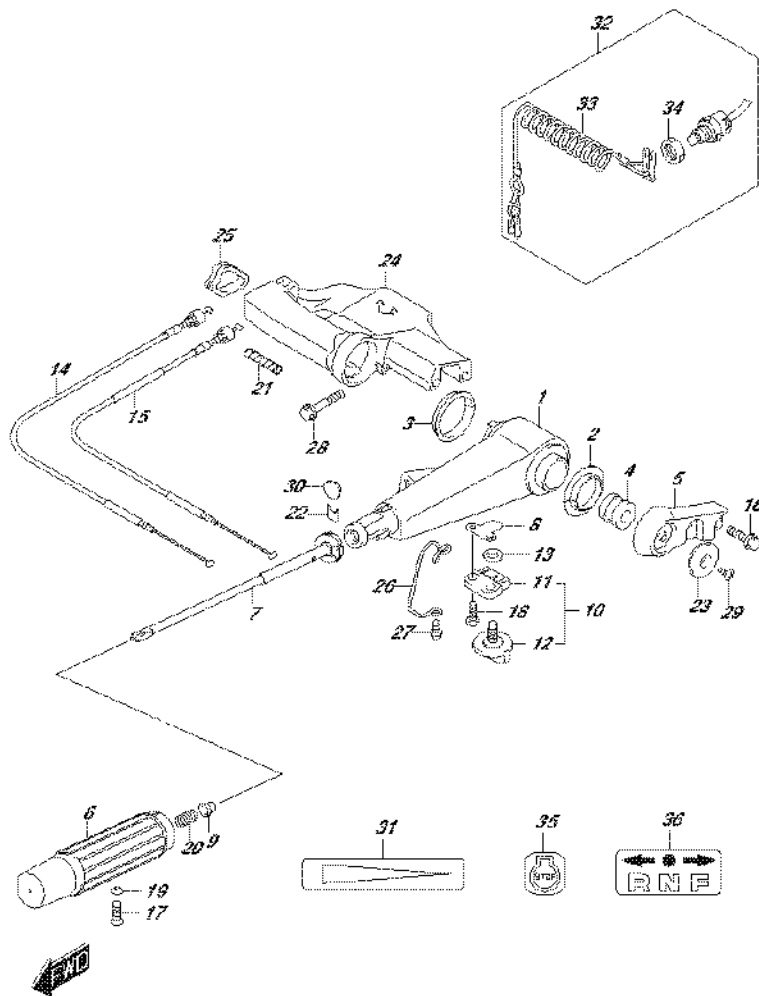
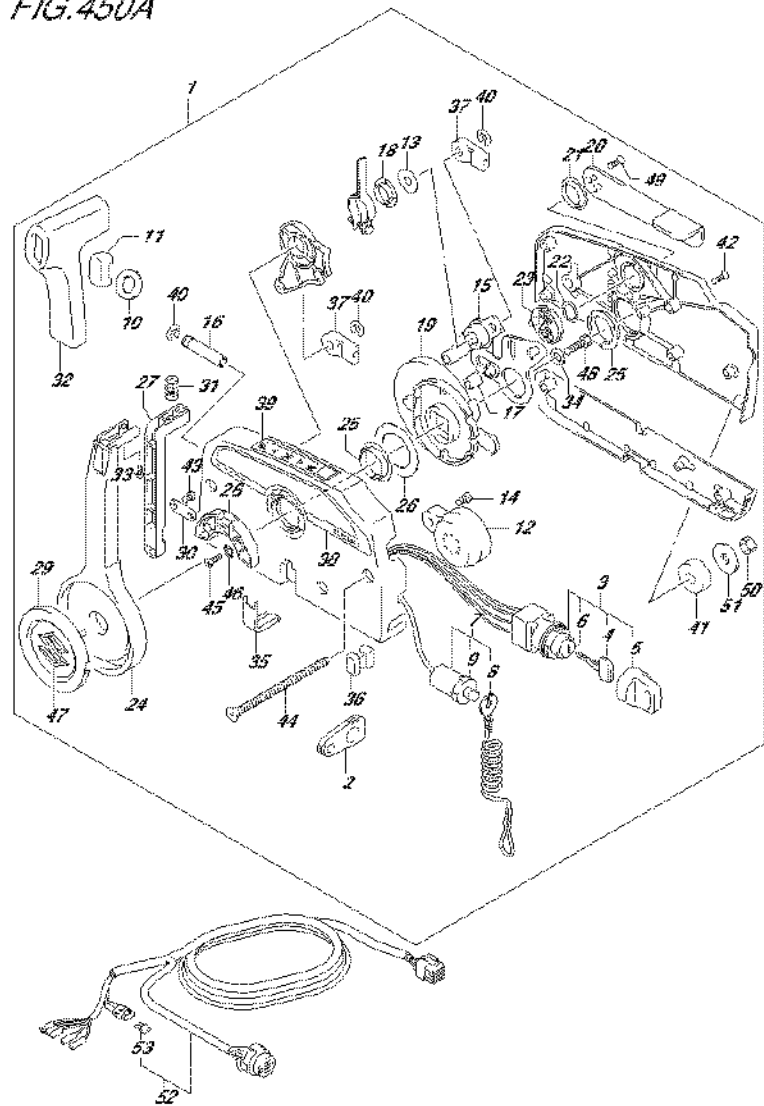


FIG. 450A



DF20A_P03_016_450A
REMOTE CONTROL

FIG.450A (2-F-13) REMOTE CONTROL (DF9.9BR P03)

REF NO.	PART NO.	DESCRIPTION	Q'TY	REMARKS
1	67200-94J20	REMOTE CONTROL ASSY	1	
2	36628-92E00	..GROMMET, WIRING HARNESS	1	
3	37110-94J02	..SWITCH ASSY, IGNITION	1	
4-1	37141-99E00	..KEY (931)	2	
4-2	37141-99E10	..KEY (932)	2	
4-3	37141-99E20	..KEY (933)	2	
4-4	37141-99E30	..KEY (934)	2	
4-5	37141-99E40	..KEY (935)	2	
4-6	37141-99E50	..KEY (936)	2	
4-7	37141-99E60	..KEY (937)	2	
4-8	37141-99E70	..KEY (938)	2	
4-9	37141-99E80	..KEY (939)	2	
4-10	37141-99E90	..KEY (940)	2	
4-11	37141-99EA0	..KEY (941)	2	
4-12	37141-99EB0	..KEY (942)	2	
5	37143-99E00	..CAP, KEY	2	
6	37149-93J00	..CAP, CYLINDER BODY	1	
7	37820-93J04	..SWITCH ASSY, EMERGENCY	1	
8	37823-92E01	..PLATE ASSY, EMERGENCY SWITCH LOCK	1	
9	37826-92J00	..NUT	1	
10	37859-90J00	..SPACER	1	
11	37864-94J10	..CAP, PTT SW	1	
12	38500-93J00	..BUZZER ASSY, WARNING	1	
13	67212-95600	..WASHER	1	
14	67214-92E00	..SCREW (5X10)	1	
15	67220-95630	..PLATE ASSY	1	
16	67223-99E10	..KNOB, BRAKE ADJUST	1	
17	67229-95600	..ROLLER	1	
18	67232-95600	..BUSH	1	
19	67238-87D00	..GEAR, DRIVE	1	

FIG. 450A

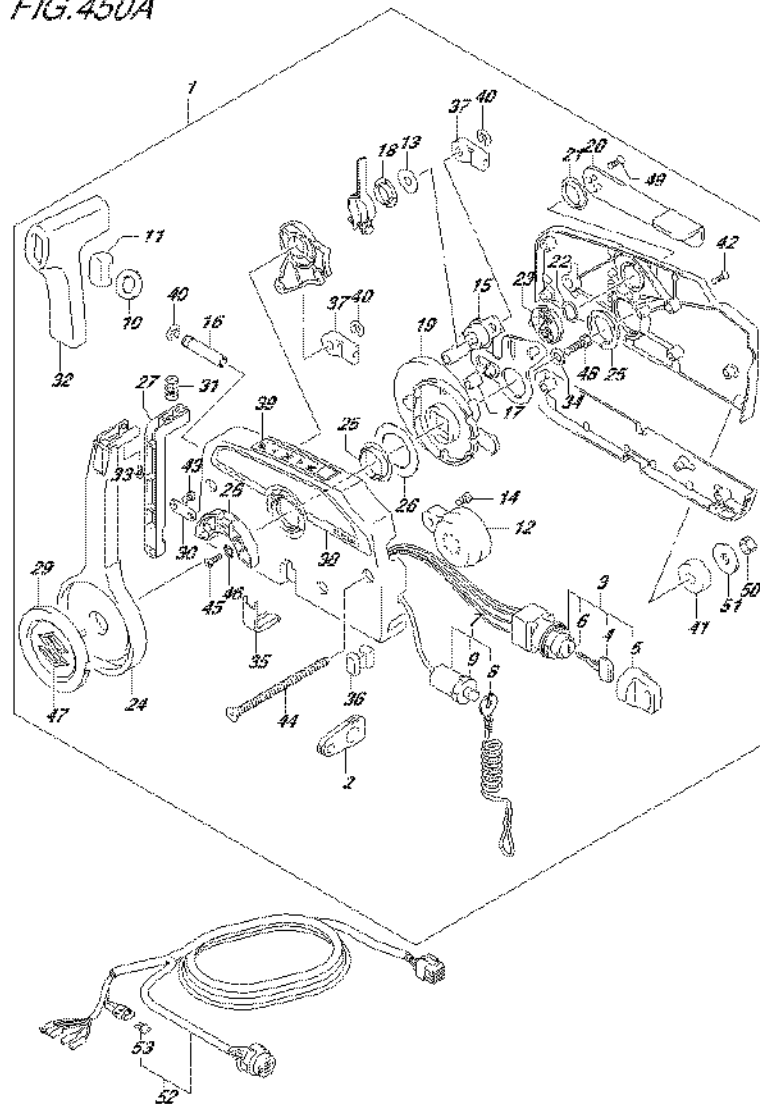


FIG.450A (2-F-14) REMOTE CONTROL (DF9.9BR P03)

REF NO.	PART NO.	DESCRIPTION	Q'TY	REMARKS
20	67241-99E10	.LEVER, FREE THROTTLE	1	
21	67243-95600	.BUSH	1	
22	67244-95600	.WAVE WASHER	1	
23	67245-95600	.DRUM, FREE THROTTLE	1	
24	67251-99E20	.LEVER, HANDLE	1	
25	67252-95600	.BUSH	2	
26	67253-95600	.WASHER	1	
27	67255-99E10	.ARM, LOCK	1	
28	67256-95600	.HOLDER, NEUTRAL LOCK	1	
29	67257-99E10	.CAP, LEVER	1	
30	67258-99E00	.BRACKET	1	
31	67259-87D00	.SPRING, NEUTRAL ARM	1	
32	67261-99E10	.GRIP	1	
33	67296-94310	.SCREW	1	
34	67264-95600	.WASHER	1	
35	67267-93J00	.COVER, WIRE	1	
36	67273-95600	.SPACER	1	
37	67275-95600	.END, CABLE	2	
38	67282-94L00	.DECAL, REMOCON SIDE	1	
39	67284-94L00	.MARK, HANDLE LEVER	1	
40	67292-94300	.E RING	3	
41	67294-95600	.SPACER	3	
42	67296-90J00	.SCREW, REAR COVER	5	
43	67296-94300	.SCREW (4X10)	2	
44	67296-95600	.SCREW	3	
45	67296-95610	.SCREW	2	
46	67297-95600	.WASHER	2	
47	77811-54GB0-0PG	.EMBLEM, REAR MARK S (CHROME)	1	
48	09100-08232	.BOLT (8X30)	1	
49	09126-05003	.SCREW (5X12)	2	
50	09140-06020	.NUT	3	
51	09160-06104	.WASHER (6.5X24X2)	3	
52	36620-94J01	.WIRE ASSY,REMOTE CONTROL	1	
53	09481-10501	.FUSE (10A)	1	

FIG. 450B

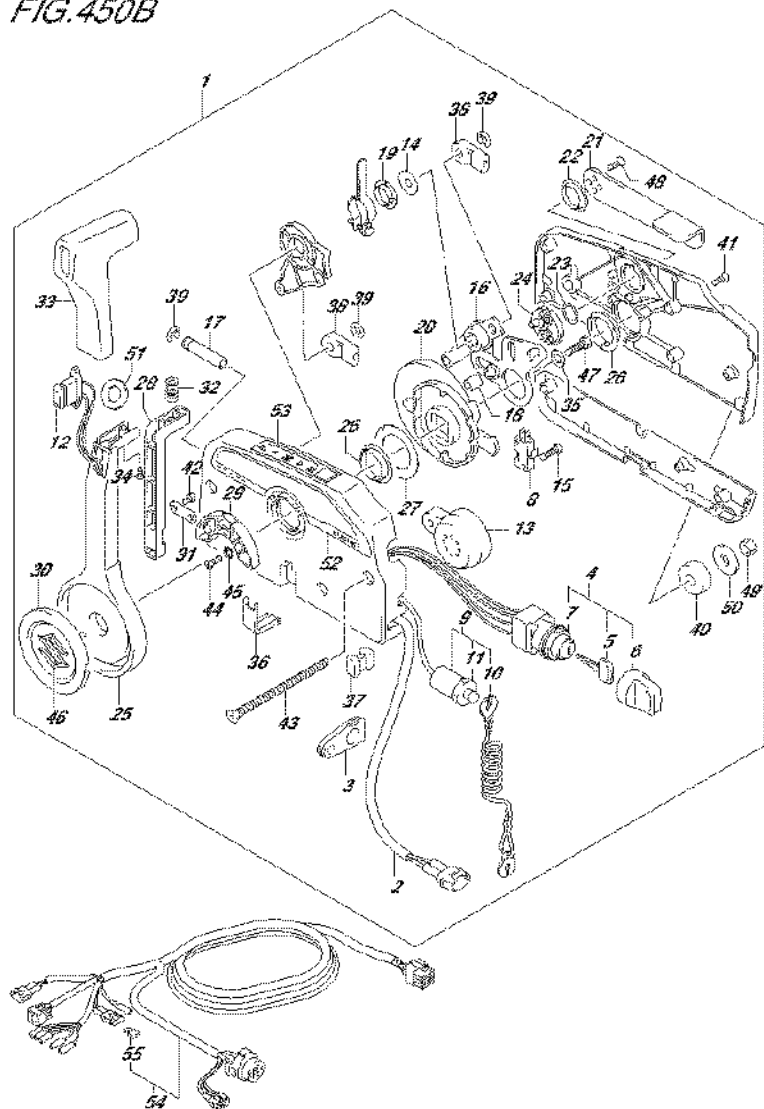


FIG.450B (2-F-15) REMOTE CONTROL (DF9.9BT P03)

REF NO.	PART NO.	DESCRIPTION	Q'TY	REMARKS
1	67200-93J50	REMOTE CONTROL ASSY	1	
2	36646-93J01	..WIRE ASSY, PTT SW ADAPTER	1	
3	36628-92E00	..GROMMET, WIRE HARNESS	1	
4	37110-93J11	..SWITCH ASSY, IGNITION	1	
5-1	37141-99E00	..KEY (931)	2	
5-2	37141-99E10	..KEY (932)	2	
5-3	37141-99E20	..KEY (933)	2	
5-4	37141-99E30	..KEY (934)	2	
5-5	37141-99E40	..KEY (935)	2	
5-6	37141-99E50	..KEY (936)	2	
5-7	37141-99E60	..KEY (937)	2	
5-8	37141-99E70	..KEY (938)	2	
5-9	37141-99E80	..KEY (939)	2	
5-10	37141-99E90	..KEY (940)	2	
5-11	37141-99EA0	..KEY (941)	2	
5-12	37141-99EB0	..KEY (942)	2	
6	37143-99E00	..CAP, KEY	2	
7	37149-93J00	..CAP CYLINDER BODY	1	
8	37721-93J91	..SWITCH, NEUTRAL	1	
9	37820-93J04	..SWITCH ASSY, EMERGENCY	1	
10	37823-92E01	..PLATE	1	
11	37826-92J00	..NUT	1	
12	37850-90J05	..SWITCH ASSY, PTT	1	
13	38500-93J90	..BUZZER	1	
14	67212-95600	..WASHER	1	
15	67296-92E11	..SCREW, NEUTRAL SW	2	
16	67220-95630	..PLATE ASSY	1	
17	67223-99E10	..KNOB, BRAKE ADJ	1	
18	67229-95600	..ROLLER	1	
19	67232-95600	..BUSH	1	
20	67238-87D00	..GEAR, DRIVE	1	
21	67241-99E10	..LEVER, FREE THROTTLE	1	

FIG. 450B

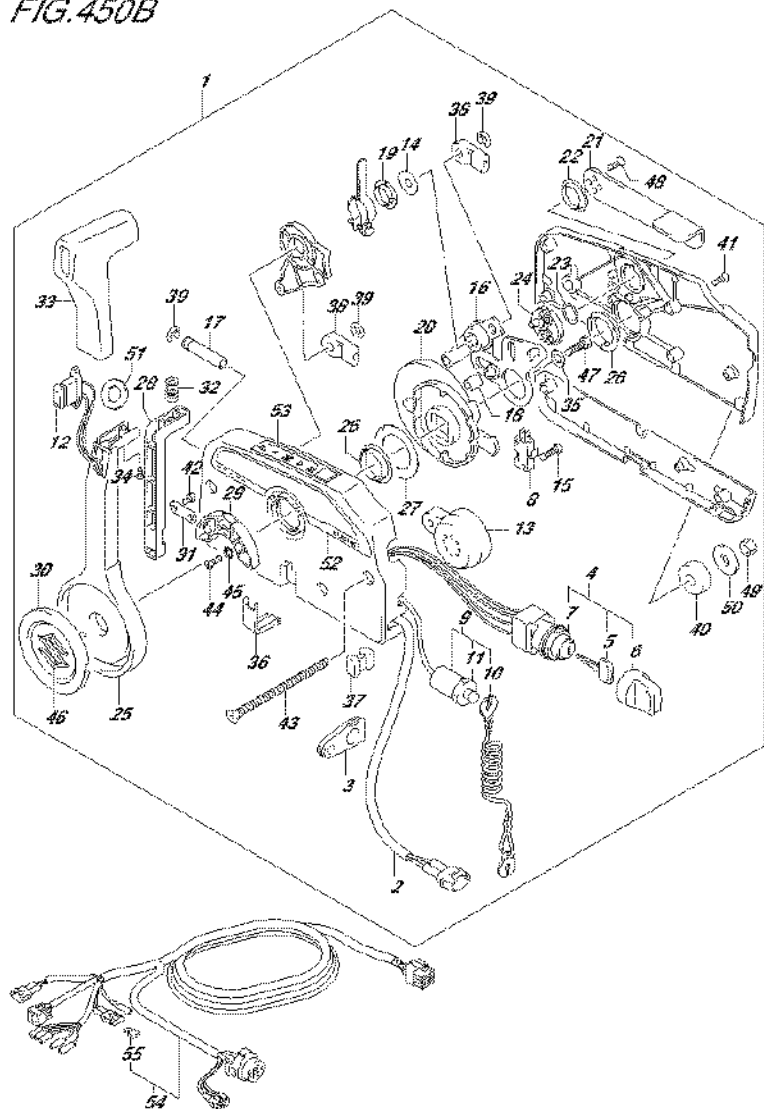
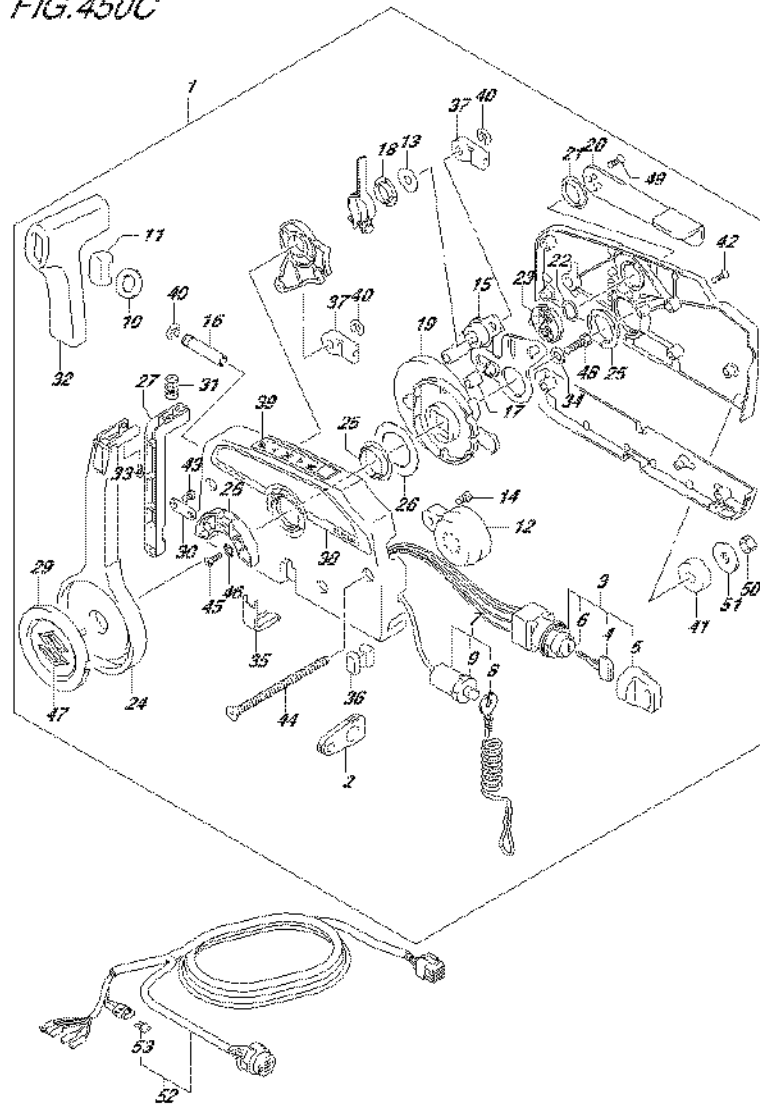


FIG.450B (2-G-2) REMOTE CONTROL (DF9.9BT P03)

REF NO.	PART NO.	DESCRIPTION	Q'TY	REMARKS
22	67243-95600	.BUSH	1	
23	67244-95600	.WASHER, WAVE	1	
24	67245-95600	.DRUM, FREE THROTTLE	1	
25	67251-99E20	.LEVER, HANDLE	1	
26	67252-95600	.BUSH	2	
27	67253-95600	.WASHER	1	
28	67255-99E10	.ARM, LOCK	1	
29	67256-95600	.HOLDER, NEUT LOCK	1	
30	67257-99E10	.CAP, LEVER	1	
31	67258-99E00	.BRACKET, LOCK ARM	1	
32	67259-87D00	.SPRING, NEUTRAL ARM	1	
33	67261-99E10	.GRIP	1	
34	67296-94310	.SCREW	1	
35	67264-95600	.WASHER	1	
36	67267-93J00	.COVER, WIRE	1	
37	67273-95600	.SPACER	1	
38	67275-95600	.END, CABLE	2	
39	67292-94300	.E RING	3	
40	67294-95600	.SPACER	3	
41	67296-90J00	.SCREW	5	
42	67296-94300	.SCREW	2	
43	67296-95600	.SCREW	3	
44	67296-95610	.SCREW	2	
45	67297-95600	.WASHER	2	
46	77811-54GB0-0PG	.EMBLEM, REAR MARK S (CHROME)	1	
47	09100-08232	.BOLT (8X30)	1	
48	09126-05003	.SCREW (5X12)	2	
49	09140-06020	.NUT	3	
50	09160-06104	.WASHER (6.5X24X2)	3	
51	37859-90J00	.SPACER	1	
52	67282-94L00	.DECAL, REMOCON SIDE	1	
53	67284-94L00	.MARK, HANDLE LEVER	1	
54	36620-93J02	WIRE ASSY, REMOTE CONTROL	1	
55	09481-10501	.FUSE (10A)	1	

FIG.450C



DF20A_P03_016_450C
REMOTE CONTROL

FIG.450C (2-G-3) REMOTE CONTROL (DF20AR P03)

REF NO.	PART NO.	DESCRIPTION	Q'TY	REMARKS
1	67200-94J20	REMOTE CONTROL ASSY	1	
2	36628-92E00	..GROMMET, WIRING HARNESS	1	
3	37110-94J02	..SWITCH ASSY, IGNITION	1	
4-1	37141-99E00	..KEY (931)	2	
4-2	37141-99E10	..KEY (932)	2	
4-3	37141-99E20	..KEY (933)	2	
4-4	37141-99E30	..KEY (934)	2	
4-5	37141-99E40	..KEY (935)	2	
4-6	37141-99E50	..KEY (936)	2	
4-7	37141-99E60	..KEY (937)	2	
4-8	37141-99E70	..KEY (938)	2	
4-9	37141-99E80	..KEY (939)	2	
4-10	37141-99E90	..KEY (940)	2	
4-11	37141-99EA0	..KEY (941)	2	
4-12	37141-99EB0	..KEY (942)	2	
5	37143-99E00	..CAP, KEY	2	
6	37149-93J00	..CAP, CYLINDER BODY	1	
7	37820-93J04	..SWITCH ASSY, EMERGENCY	1	
8	37823-92E01	..PLATE ASSY, EMERGENCY SWITCH LOCK	1	
9	37826-92J00	..NUT	1	
10	37859-90J00	..SPACER	1	
11	37864-94J10	..CAP, PTT SW	1	
12	38500-93J00	..BUZZER ASSY, WARNING	1	
13	67212-95600	..WASHER	1	
14	67214-92E00	..SCREW (5X10)	1	
15	67220-95630	..PLATE ASSY	1	
16	67223-99E10	..KNOB, BRAKE ADJUST	1	
17	67229-95600	..ROLLER	1	
18	67232-95600	..BUSH	1	
19	67238-87D00	..GEAR, DRIVE	1	

FIG.450C

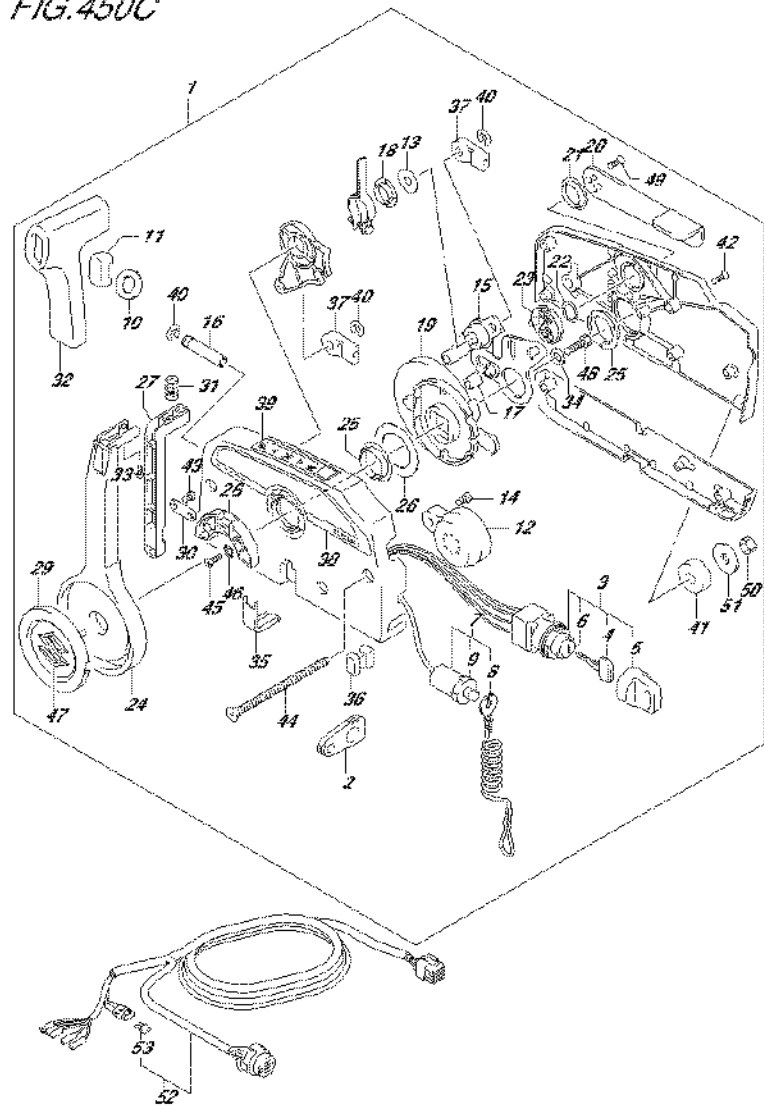


FIG.450C (2-G-4) REMOTE CONTROL (DF20AR P03)

REF NO.	PART NO.	DESCRIPTION	Q'TY	REMARKS
20	67241-99E10	.LEVER, FREE THROTTLE	1	
21	67243-95600	.BUSH	1	
22	67244-95600	.WAVE WASHER	1	
23	67245-95600	.DRUM, FREE THROTTLE	1	
24	67251-99E20	.LEVER, HANDLE	1	
25	67252-95600	.BUSH	2	
26	67253-95600	.WASHER	1	
27	67255-99E10	.ARM, LOCK	1	
28	67256-95600	.HOLDER, NEUTRAL LOCK	1	
29	67257-99E10	.CAP, LEVER	1	
30	67258-99E00	.BRACKET	1	
31	67259-87D00	.SPRING, NEUTRAL ARM	1	
32	67261-99E10	.GRIP	1	
33	67296-94310	.SCREW	1	
34	67264-95600	.WASHER	1	
35	67267-93J00	.COVER, WIRE	1	
36	67273-95600	.SPACER	1	
37	67275-95600	.END, CABLE	2	
38	67282-94L00	.DECAL, REMOCON SIDE	1	
39	67284-94L00	.MARK, HANDLE LEVER	1	
40	67292-94300	.E RING	3	
41	67294-95600	.SPACER	3	
42	67296-90J00	.SCREW, REAR COVER	5	
43	67296-94300	.SCREW (4X10)	2	
44	67296-95600	.SCREW	3	
45	67296-95610	.SCREW	2	
46	67297-95600	.WASHER	2	
47	77811-54GB0-0PG	.EMBLEM, REAR MARK S (CHROME)	1	
48	09100-08232	.BOLT (8X30)	1	
49	09126-05003	.SCREW (5X12)	2	
50	09140-06020	.NUT	3	
51	09160-06104	.WASHER (6.5X24X2)	3	
52	36620-94J01	.WIRE ASSY,REMOTE CONTROL	1	
53	09481-10501	.FUSE (10A)	1	

FIG.450D

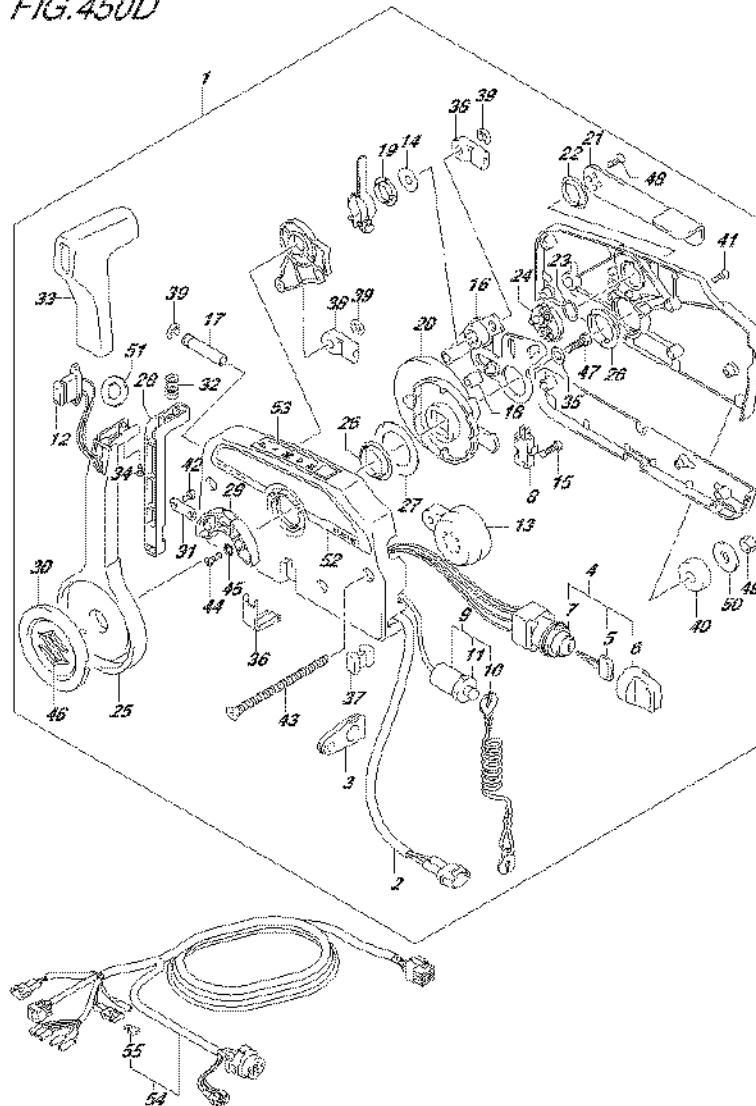
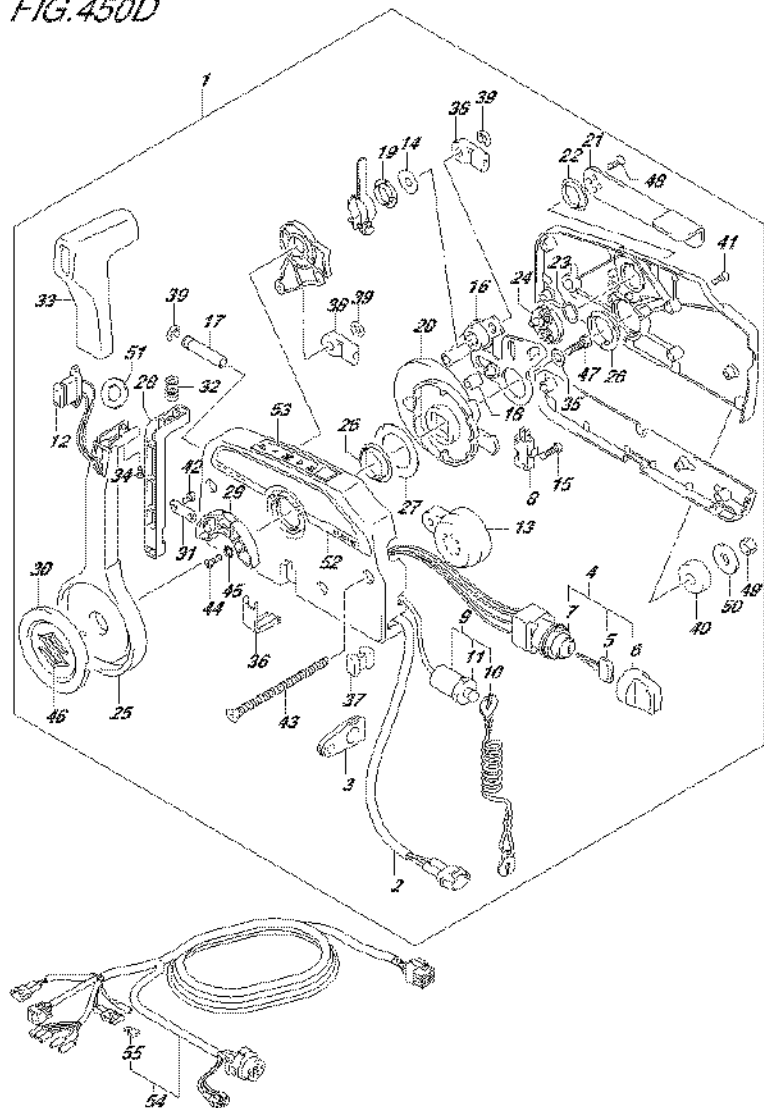


FIG.450D (2-G-5) REMOTE CONTROL (DF20AT P03)

REF NO.	PART NO.	DESCRIPTION	Q'TY	REMARKS
1	67200-93J50	REMOTE CONTROL ASSY	1	
2	36646-93J01	..WIRE ASSY, PTT SW ADAPTER	1	
3	36628-92E00	..GROMMET, WIRE HARNESS	1	
4	37110-93J11	..SWITCH ASSY, IGNITION	1	
5-1	37141-99E00	..KEY (931)	2	
5-2	37141-99E10	..KEY (932)	2	
5-3	37141-99E20	..KEY (933)	2	
5-4	37141-99E30	..KEY (934)	2	
5-5	37141-99E40	..KEY (935)	2	
5-6	37141-99E50	..KEY (936)	2	
5-7	37141-99E60	..KEY (937)	2	
5-8	37141-99E70	..KEY (938)	2	
5-9	37141-99E80	..KEY (939)	2	
5-10	37141-99E90	..KEY (940)	2	
5-11	37141-99EA0	..KEY (941)	2	
5-12	37141-99EB0	..KEY (942)	2	
6	37143-99E00	..CAP, KEY	2	
7	37149-93J00	..CAP CYLINDER BODY	1	
8	37721-93J91	..SWITCH, NEUTRAL	1	
9	37820-93J04	..SWITCH ASSY, EMERGENCY	1	
10	37823-92E01	..PLATE	1	
11	37826-92J00	..NUT	1	
12	37850-90J05	..SWITCH ASSY, PTT	1	
13	38500-93J90	..BUZZER	1	
14	67212-95600	..WASHER	1	
15	67296-92E11	..SCREW, NEUTRAL SW	2	
16	67220-95630	..PLATE ASSY	1	
17	67223-99E10	..KNOB, BRAKE ADJ	1	
18	67229-95600	..ROLLER	1	
19	67232-95600	..BUSH	1	
20	67238-87D00	..GEAR, DRIVE	1	
21	67241-99E10	..LEVER, FREE THROTTLE	1	

FIG. 450D



DF20A_P03_016_450D
REMOTE CONTROL

FIG.450D (2-G-6) REMOTE CONTROL (DF20AT P03)

REF NO.	PART NO.	DESCRIPTION	Q'TY	REMARKS
22	67243-95600	.BUSH	1	
23	67244-95600	.WASHER, WAVE	1	
24	67245-95600	.DRUM, FREE THROTTLE	1	
25	67251-99E20	.LEVER, HANDLE	1	
26	67252-95600	.BUSH	2	
27	67253-95600	.WASHER	1	
28	67255-99E10	.ARM, LOCK	1	
29	67256-95600	.HOLDER, NEUT LOCK	1	
30	67257-99E10	.CAP, LEVER	1	
31	67258-99E00	.BRACKET, LOCK ARM	1	
32	67259-87D00	.SPRING, NEUTRAL ARM	1	
33	67261-99E10	.GRIP	1	
34	67296-94310	.SCREW	1	
35	67264-95600	.WASHER	1	
36	67267-93J00	.COVER, WIRE	1	
37	67273-95600	.SPACER	1	
38	67275-95600	.END, CABLE	2	
39	67292-94300	.E RING	3	
40	67294-95600	.SPACER	3	
41	67296-90J00	.SCREW	5	
42	67296-94300	.SCREW	2	
43	67296-95600	.SCREW	3	
44	67296-95610	.SCREW	2	
45	67297-95600	.WASHER	2	
46	77811-54GB0-0PG	.EMBLEM, REAR MARK S (CHROME)	1	
47	09100-08232	.BOLT (8X30)	1	
48	09126-05003	.SCREW (5X12)	2	
49	09140-06020	.NUT	3	
50	09160-06104	.WASHER (6.5X24X2)	3	
51	37859-90J00	.SPACER	1	
52	67282-94L00	.DECAL, REMOCON SIDE	1	
53	67284-94L00	.MARK, HANDLE LEVER	1	
54	36620-93J02	.WIRE ASSY, REMOTE CONTROL	1	
55	09481-10501	.FUSE (10A)	1	

DF20A_P03_016

FIG.501A

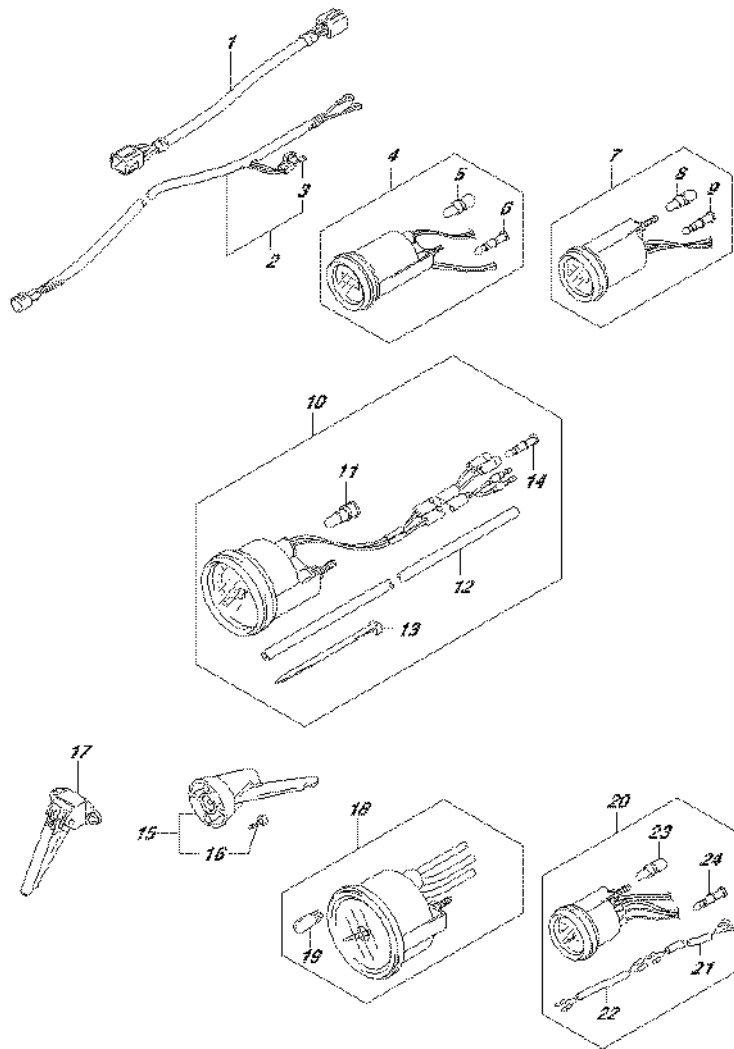


FIG.501A (2-G-7) OPT:METER (DF9.9BR P03)

REF NO.	PART NO.	DESCRIPTION	Q'TY	REMARKS
1	36682-92E00	WIRE, TRIM METER	1	
2-1	36663-98J00	HARNESS, ACTIVE HUB POWER	1	2.5M
2-2	36663-98J10	HARNESS, ACTIVE HUB POWER	1	6M
3	09481-05501	.FUSE (5A)	1	
4-1	34500-93J01	METER ASSY, HOUR	1	BLACK
4-2	34500-93J12	METER ASSY, HOUR	1	WHITE
5	09471-12103	.BULB (12V,3W,T6.5)	1	
6	36615-96300	.TERMINAL	4	
7-1	34600-93J01	METER ASSY, VOLTAGE	1	BLACK
7-2	34600-93J12	METER ASSY, VOLTAGE	1	WHITE
8	09471-12103	.BULB (12V,3W,T6.5)	1	
9	36615-96300	.TERMINAL	4	
10-1	34100-93J21	SPEEDOMETER ASSY	1	MAX 80KM/H BLACK
10-2	34100-93J32	SPEEDOMETER ASSY	1	MAX 80KM/H WHITE
10-3	34100-93J41	SPEEDOMETER ASSY	1	MAX 45KNOTS BLACK
10-4	34100-93J52	SPEEDOMETER ASSY	1	MAX 45KNOTS WHITE
11	09471-12028	.BULB (12V,3.4W)	1	
12	34191-92E00	.TUBE	1	
13	09407-14407	.CLAMP (L:145)	2	
14	36615-96300	.TERMINAL, RESIN	2	
15	34190-95500	SENDER ASSY, SPEEDOMETER	1	
16	03112-0630B	.SCREW	2	
17	34190-87D00	SENDER ASSY, SPEEDOMETER	1	
18-1	34200-93J21	TACHOMETER ASSY	1	BLACK
18-2	34200-93J33	TACHOMETER ASSY	1	WHITE
19-1	09471-12028	.BULB (12V,3.4W)	1	
20-1	34300-93J01	GAUGE ASSY, FUEL	1	BLACK
20-2	34300-93J12	GAUGE ASSY, FUEL	1	WHITE
21	34310-92E00	.LEAD, FUEL GAUGE	1	
22	34360-92E00	ADAPTER, FUEL GAUGE	1	
23	09471-12103	.BULB (12V,3W,T6.5)	1	
24	36615-96300	.TERMINAL	5	

FIG.501B

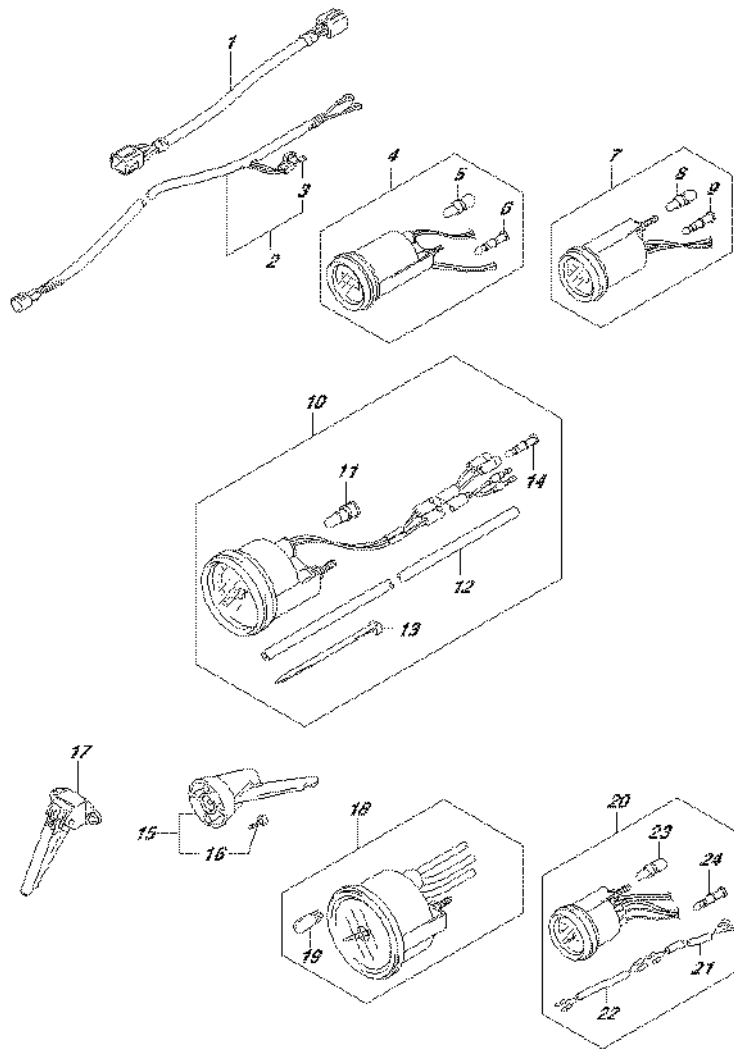


FIG.501B (2-G-8) OPT:METER (DF9.9BT P03)

REF NO.	PART NO.	DESCRIPTION	Q'TY	REMARKS
1	36682-92E00	WIRE, TRIM METER	1	
2-1	36663-98J00	HARNESS, ACTIVE HUB POWER	1	2.5M
2-2	36663-98J10	HARNESS, ACTIVE HUB POWER	1	6M
3	09481-05501	.FUSE (5A)	1	
4-1	34500-93J01	METER ASSY, HOUR	1	BLACK
4-2	34500-93J12	METER ASSY, HOUR	1	WHITE
5	09471-12103	.BULB (12V,3W,T6.5)	1	
6	36615-96300	.TERMINAL	4	
7-1	34600-93J01	METER ASSY, VOLTAGE	1	BLACK
7-2	34600-93J12	METER ASSY, VOLTAGE	1	WHITE
8	09471-12103	.BULB (12V,3W,T6.5)	1	
9	36615-96300	.TERMINAL	4	
10-1	34100-93J21	SPEEDOMETER ASSY	1	MAX 80KM/H BLACK
10-2	34100-93J32	SPEEDOMETER ASSY	1	MAX 80KM/H WHITE
10-3	34100-93J41	SPEEDOMETER ASSY	1	MAX 45KNOTS BLACK
10-4	34100-93J52	SPEEDOMETER ASSY	1	MAX 45KNOTS WHITE
11	09471-12028	.BULB (12V,3.4W)	1	
12	34191-92E00	.TUBE	1	
13	09407-14407	.CLAMP (L:145)	2	
14	36615-96300	.TERMINAL, RESIN	2	
15	34190-95500	SENDER ASSY, SPEEDOMETER	1	
16	03112-0630B	.SCREW	2	
17	34190-87D00	SENDER ASSY, SPEEDOMETER	1	
18-1	34200-93J21	TACHOMETER ASSY	1	BLACK
18-2	34200-93J33	TACHOMETER ASSY	1	WHITE
19-1	09471-12028	.BULB (12V,3.4W)	1	
20-1	34300-93J01	GAUGE ASSY, FUEL	1	BLACK
20-2	34300-93J12	GAUGE ASSY, FUEL	1	WHITE
21	34310-92E00	.LEAD, FUEL GAUGE	1	
22	34360-92E00	ADAPTER, FUEL GAUGE	1	
23	09471-12103	.BULB (12V,3W,T6.5)	1	
24	36615-96300	.TERMINAL	5	

FIG.501C

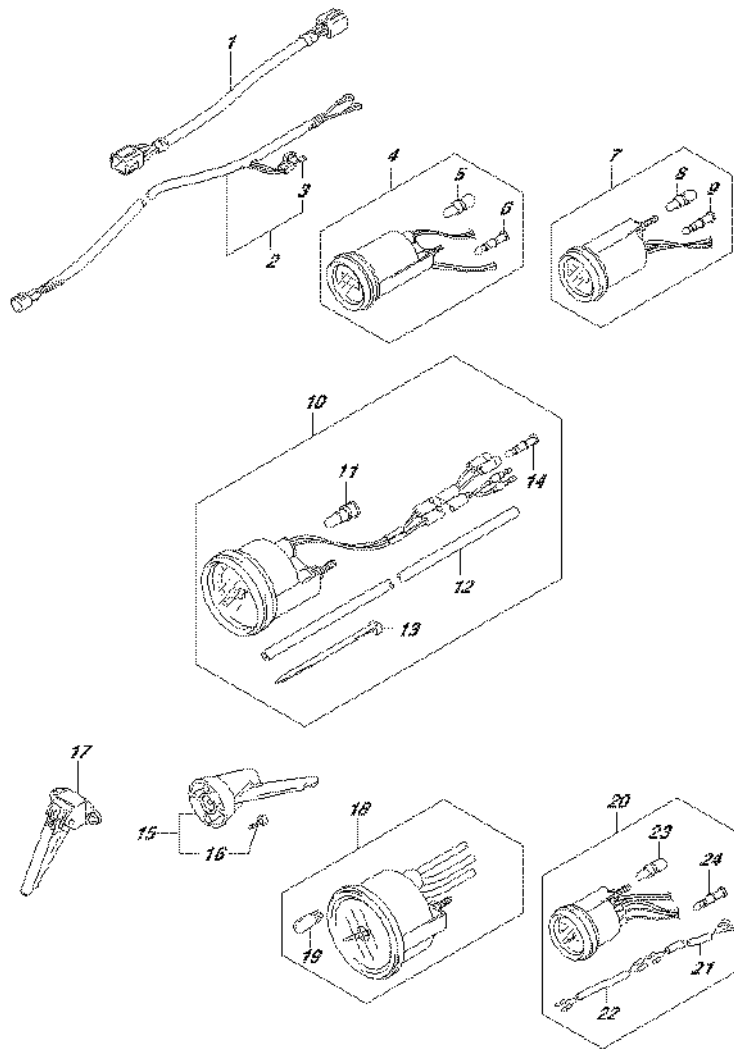


FIG.501C (2-G-9) OPT:METER (DF20AR P03)

REF NO.	PART NO.	DESCRIPTION	Q'TY	REMARKS
1	36682-92E00	WIRE, TRIM METER	1	
2-1	36663-98J00	HARNESS, ACTIVE HUB POWER	1	2.5M
2-2	36663-98J10	HARNESS, ACTIVE HUB POWER	1	6M
3	09481-05501	.FUSE (5A)	1	
4-1	34500-93J01	METER ASSY, HOUR	1	BLACK
4-2	34500-93J12	METER ASSY, HOUR	1	WHITE
5	09471-12103	.BULB (12V,3W,T6.5)	1	
6	36615-96300	.TERMINAL	4	
7-1	34600-93J01	METER ASSY, VOLTAGE	1	BLACK
7-2	34600-93J12	METER ASSY, VOLTAGE	1	WHITE
8	09471-12103	.BULB (12V,3W,T6.5)	1	
9	36615-96300	.TERMINAL	4	
10-1	34100-93J21	SPEEDOMETER ASSY	1	MAX 80KM/H BLACK
10-2	34100-93J32	SPEEDOMETER ASSY	1	MAX 80KM/H WHITE
10-3	34100-93J41	SPEEDOMETER ASSY	1	MAX 45KNOTS BLACK
10-4	34100-93J52	SPEEDOMETER ASSY	1	MAX 45KNOTS WHITE
11	09471-12028	.BULB (12V,3.4W)	1	
12	34191-92E00	.TUBE	1	
13	09407-14407	.CLAMP (L:145)	2	
14	36615-96300	.TERMINAL, RESIN	2	
15	34190-95500	SENDER ASSY, SPEEDOMETER	1	
16	03112-0630B	.SCREW	2	
17	34190-87D00	SENDER ASSY, SPEEDOMETER	1	
18-1	34200-93J21	TACHOMETER ASSY	1	BLACK
18-2	34200-93J33	TACHOMETER ASSY	1	WHITE
19-1	09471-12028	.BULB (12V,3.4W)	1	
20-1	34300-93J01	GAUGE ASSY, FUEL	1	BLACK
20-2	34300-93J12	GAUGE ASSY, FUEL	1	WHITE
21	34310-92E00	.LEAD, FUEL GAUGE	1	
22	34360-92E00	ADAPTER, FUEL GAUGE	1	
23	09471-12103	.BULB (12V,3W,T6.5)	1	
24	36615-96300	.TERMINAL	5	

FIG.501D

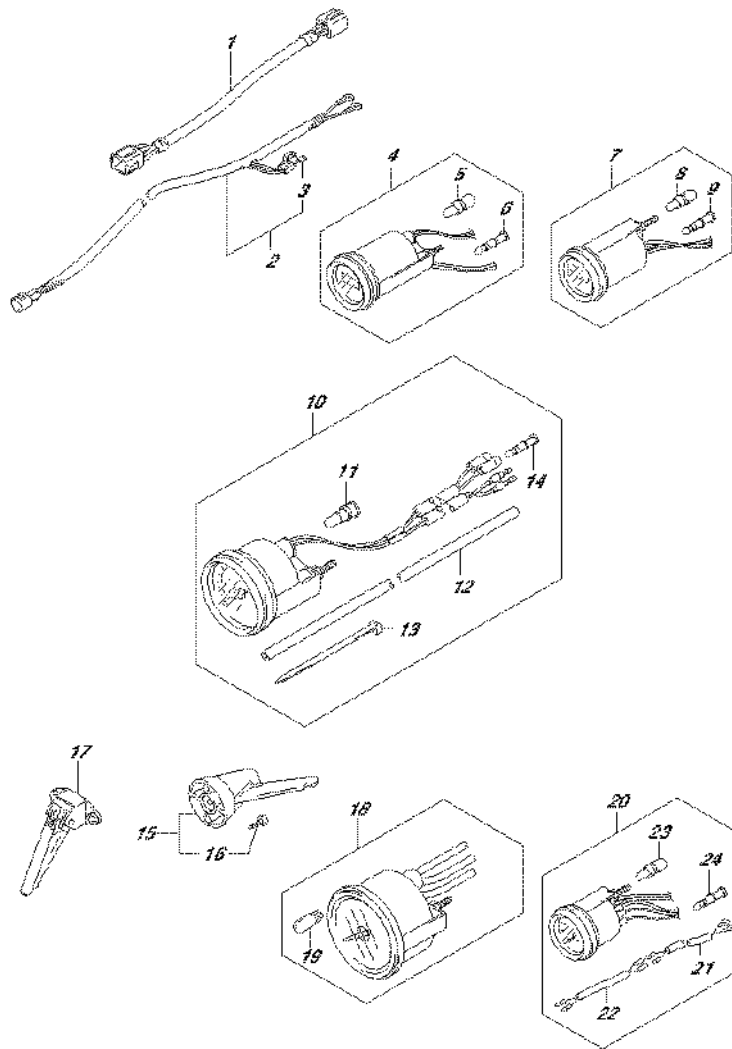


FIG.501D (2-G-10) OPT:METER (DF20AT P03)

REF NO.	PART NO.	DESCRIPTION	Q'TY	REMARKS
1	36682-92E00	WIRE, TRIM METER	1	
2-1	36663-98J00	HARNESS, ACTIVE HUB POWER	1	2.5M
2-2	36663-98J10	HARNESS, ACTIVE HUB POWER	1	6M
3	09481-05501	.FUSE (5A)	1	
4-1	34500-93J01	METER ASSY, HOUR	1	BLACK
4-2	34500-93J12	METER ASSY, HOUR	1	WHITE
5	09471-12103	.BULB (12V,3W,T6.5)	1	
6	36615-96300	.TERMINAL	4	
7-1	34600-93J01	METER ASSY, VOLTAGE	1	BLACK
7-2	34600-93J12	METER ASSY, VOLTAGE	1	WHITE
8	09471-12103	.BULB (12V,3W,T6.5)	1	
9	36615-96300	.TERMINAL	4	
10-1	34100-93J21	SPEEDOMETER ASSY	1	MAX 80KM/H BLACK
10-2	34100-93J32	SPEEDOMETER ASSY	1	MAX 80KM/H WHITE
10-3	34100-93J41	SPEEDOMETER ASSY	1	MAX 45KNOTS BLACK
10-4	34100-93J52	SPEEDOMETER ASSY	1	MAX 45KNOTS WHITE
11	09471-12028	.BULB (12V,3.4W)	1	
12	34191-92E00	.TUBE	1	
13	09407-14407	.CLAMP (L:145)	2	
14	36615-96300	.TERMINAL, RESIN	2	
15	34190-95500	SENDER ASSY, SPEEDOMETER	1	
16	03112-0630B	.SCREW	2	
17	34190-87D00	SENDER ASSY, SPEEDOMETER	1	
18-1	34200-93J21	TACHOMETER ASSY	1	BLACK
18-2	34200-93J33	TACHOMETER ASSY	1	WHITE
19-1	09471-12028	.BULB (12V,3.4W)	1	
20-1	34300-93J01	GAUGE ASSY, FUEL	1	BLACK
20-2	34300-93J12	GAUGE ASSY, FUEL	1	WHITE
21	34310-92E00	.LEAD, FUEL GAUGE	1	
22	34360-92E00	ADAPTER, FUEL GAUGE	1	
23	09471-12103	.BULB (12V,3W,T6.5)	1	
24	36615-96300	.TERMINAL	5	

FIG.508A

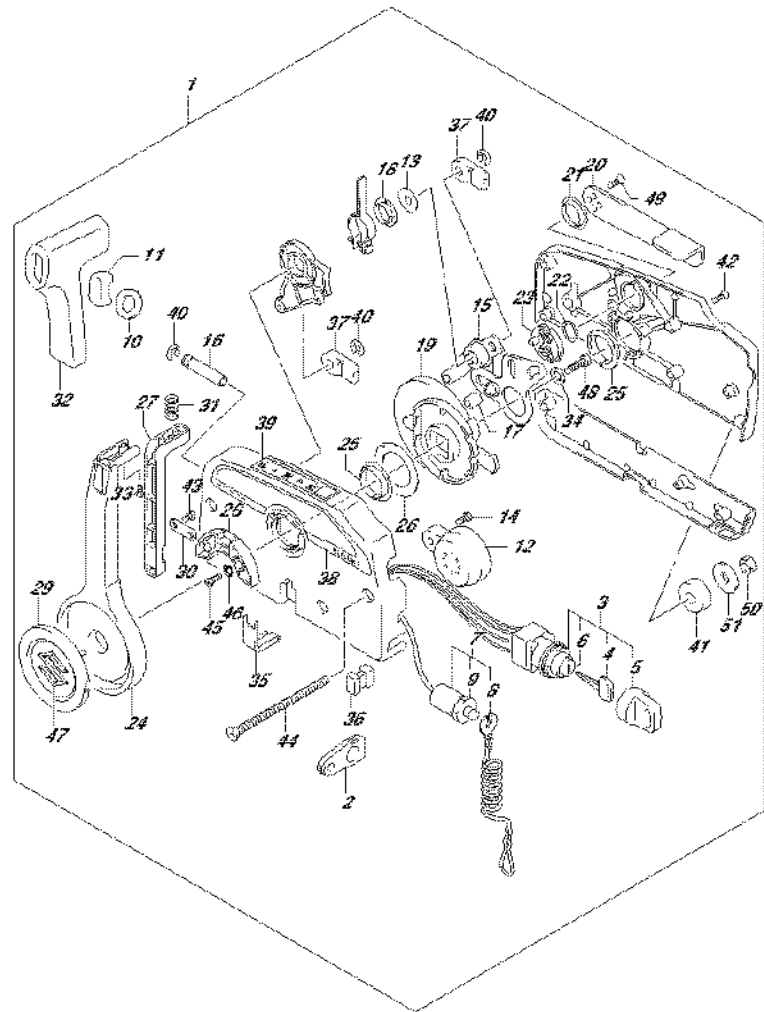


FIG.508A (2-G-11) OPT:REMOTE CONTROL (DF9.9B P03)

REF NO.	PART NO.	DESCRIPTION	Q'TY	REMARKS
1	67200-94J20	REMOTE CONTROL ASSY	1	
2	36628-92E00	..GROMMET, WIRING HARNESS	1	
3	37110-94J02	..SWITCH ASSY, IGNITION	1	
4-1	37141-99E00	..KEY (931)	2	
4-2	37141-99E10	..KEY (932)	2	
4-3	37141-99E20	..KEY (933)	2	
4-4	37141-99E30	..KEY (934)	2	
4-5	37141-99E40	..KEY (935)	2	
4-6	37141-99E50	..KEY (936)	2	
4-7	37141-99E60	..KEY (937)	2	
4-8	37141-99E70	..KEY (938)	2	
4-9	37141-99E80	..KEY (939)	2	
4-10	37141-99E90	..KEY (940)	2	
4-11	37141-99EA0	..KEY (941)	2	
4-12	37141-99EB0	..KEY (942)	2	
5	37143-99E00	..CAP, KEY	2	
6	37149-93J00	..CAP, CYLINDER BODY	1	
7	37820-93J04	..SWITCH ASSY, EMERGENCY	1	
8	37823-92E01	..PLATE ASSY, EMERGENCY SWITCH LOCK	1	
9	37826-92J00	..NUT	1	
10	37859-90J00	..SPACER	1	
11	37864-94J10	..CAP, PTT SW	1	
12	38500-93J00	..BUZZER ASSY, WARNING	1	
13	67212-95600	..WASHER	1	
14	67214-92E00	..SCREW (5X10)	1	
15	67220-95630	..PLATE ASSY	1	
16	67223-99E10	..KNOB, BRAKE ADJUST	1	
17	67229-95600	..ROLLER	1	
18	67232-95600	..BUSH	1	
19	67238-87D00	..GEAR, DRIVE	1	

FIG.508A

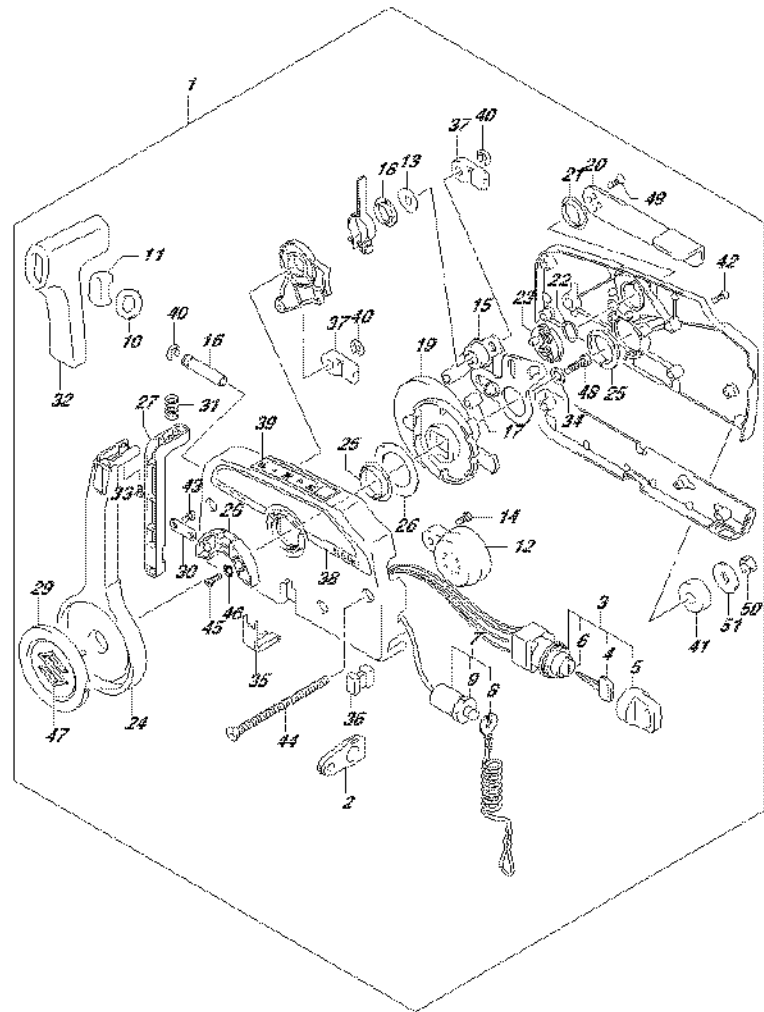


FIG.508A (2-G-12) OPT:REMOTE CONTROL (DF9.9B P03)

REF NO.	PART NO.	DESCRIPTION	Q'TY	REMARKS
20	67241-99E10	.LEVER, FREE THROTTLE	1	
21	67243-95600	.BUSH	1	
22	67244-95600	.WAVE WASHER	1	
23	67245-95600	.DRUM, FREE THROTTLE	1	
24	67251-99E20	.LEVER, HANDLE	1	
25	67252-95600	.BUSH	2	
26	67253-95600	.WASHER	1	
27	67255-99E10	.ARM, LOCK	1	
28	67256-95600	.HOLDER, NEUTRAL LOCK	1	
29	67257-99E10	.CAP, LEVER	1	
30	67258-99E00	.BRACKET	1	
31	67259-87D00	.SPRING, NEUTRAL ARM	1	
32	67261-99E10	.GRIP	1	
33	67296-94310	.SCREW	1	
34	67264-95600	.WASHER	1	
35	67267-93J00	.COVER, WIRE	1	
36	67273-95600	.SPACER	1	
37	67275-95600	.END, CABLE	2	
38	67282-94L00	.DECAL, REMOCON SIDE	1	
39	67284-94L00	.MARK, HANDLE LEVER	1	
40	67292-94300	.E RING	3	
41	67294-95600	.SPACER	3	
42	67296-90J00	.SCREW, REAR COVER	5	
43	67296-94300	.SCREW (4X10)	2	
44	67296-95600	.SCREW	3	
45	67296-95610	.SCREW	2	
46	67297-95600	.WASHER	2	
47	77811-54GB0-0PG	.EMBLEM, REAR MARK S (CHROME)	1	
48	09100-08232	.BOLT (8X30)	1	
49	09126-05003	.SCREW (5X12)	2	
50	09140-06020	.NUT	3	
51	09160-06104	.WASHER (6.5X24X2)	3	

FIG.508B

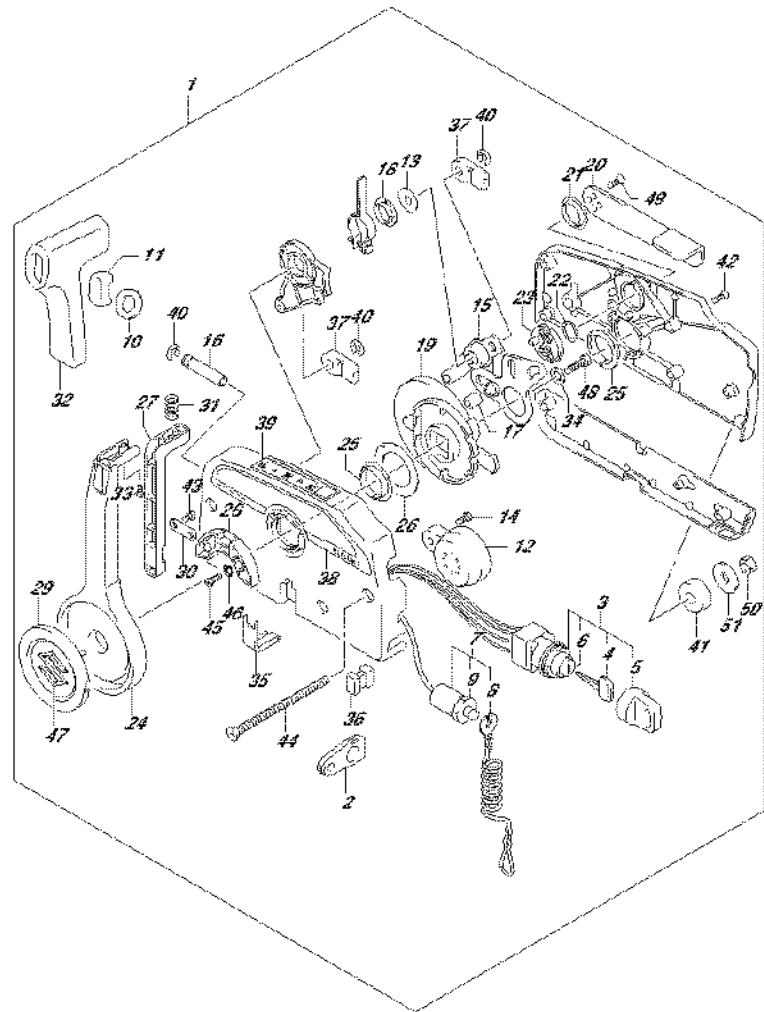


FIG.508B (2-G-13) OPT:REMOTE CONTROL (DF15A P03)

REF NO.	PART NO.	DESCRIPTION	Q'TY	REMARKS
1	67200-94J20	REMOTE CONTROL ASSY	1	
2	36628-92E00	..GROMMET, WIRING HARNESS	1	
3	37110-94J02	..SWITCH ASSY, IGNITION	1	
4-1	37141-99E00	..KEY (931)	2	
4-2	37141-99E10	..KEY (932)	2	
4-3	37141-99E20	..KEY (933)	2	
4-4	37141-99E30	..KEY (934)	2	
4-5	37141-99E40	..KEY (935)	2	
4-6	37141-99E50	..KEY (936)	2	
4-7	37141-99E60	..KEY (937)	2	
4-8	37141-99E70	..KEY (938)	2	
4-9	37141-99E80	..KEY (939)	2	
4-10	37141-99E90	..KEY (940)	2	
4-11	37141-99EA0	..KEY (941)	2	
4-12	37141-99EB0	..KEY (942)	2	
5	37143-99E00	..CAP, KEY	2	
6	37149-93J00	..CAP, CYLINDER BODY	1	
7	37820-93J04	..SWITCH ASSY, EMERGENCY	1	
8	37823-92E01	..PLATE ASSY, EMERGENCY SWITCH LOCK	1	
9	37826-92J00	..NUT	1	
10	37859-90J00	..SPACER	1	
11	37864-94J10	..CAP, PTT SW	1	
12	38500-93J00	..BUZZER ASSY, WARNING	1	
13	67212-95600	..WASHER	1	
14	67214-92E00	..SCREW (5X10)	1	
15	67220-95630	..PLATE ASSY	1	
16	67223-99E10	..KNOB, BRAKE ADJUST	1	
17	67229-95600	..ROLLER	1	
18	67232-95600	..BUSH	1	
19	67238-87D00	..GEAR, DRIVE	1	

FIG.508B

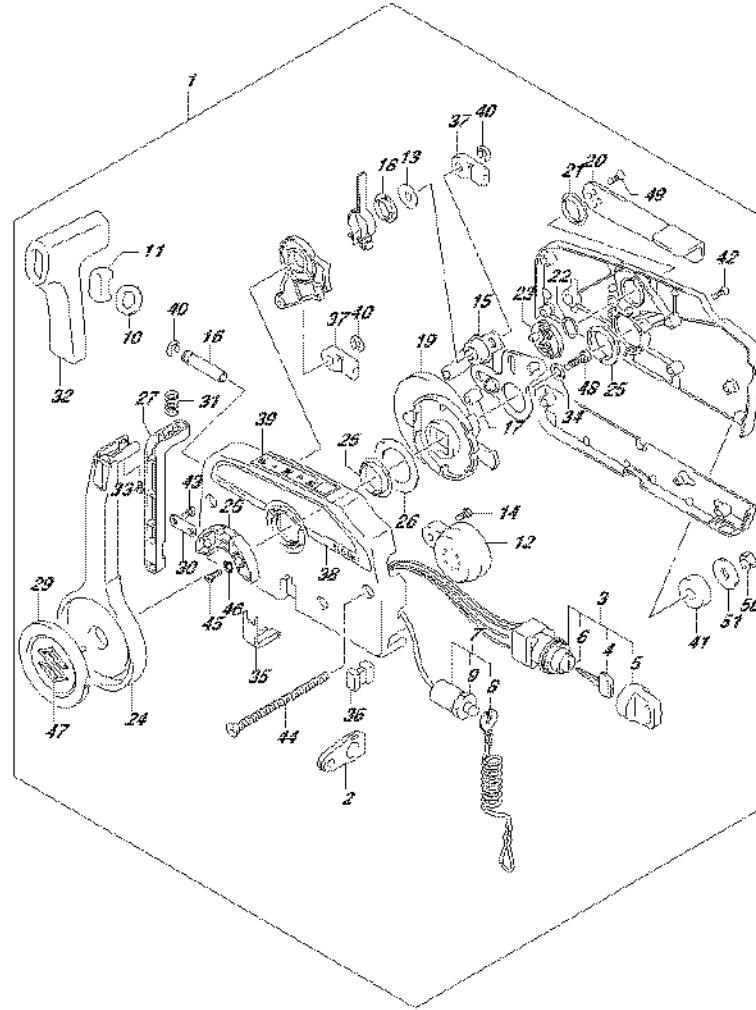


FIG.508B (2-G-14) OPT:REMOTE CONTROL (DF15A P03)

REF NO.	PART NO.	DESCRIPTION	Q'TY	REMARKS
20	67241-99E10	.LEVER, FREE THROTTLE	1	
21	67243-95600	.BUSH	1	
22	67244-95600	.WAVE WASHER	1	
23	67245-95600	.DRUM, FREE THROTTLE	1	
24	67251-99E20	.LEVER, HANDLE	1	
25	67252-95600	.BUSH	2	
26	67253-95600	.WASHER	1	
27	67255-99E10	.ARM, LOCK	1	
28	67256-95600	.HOLDER, NEUTRAL LOCK	1	
29	67257-99E10	.CAP, LEVER	1	
30	67258-99E00	.BRACKET	1	
31	67259-87D00	.SPRING, NEUTRAL ARM	1	
32	67261-99E10	.GRIP	1	
33	67296-94310	.SCREW	1	
34	67264-95600	.WASHER	1	
35	67267-93J00	.COVER, WIRE	1	
36	67273-95600	.SPACER	1	
37	67275-95600	.END, CABLE	2	
38	67282-94L00	.DECAL, REMOCON SIDE	1	
39	67284-94L00	.MARK, HANDLE LEVER	1	
40	67292-94300	.E RING	3	
41	67294-95600	.SPACER	3	
42	67296-90J00	.SCREW, REAR COVER	5	
43	67296-94300	.SCREW (4X10)	2	
44	67296-95600	.SCREW	3	
45	67296-95610	.SCREW	2	
46	67297-95600	.WASHER	2	
47	77811-54GB0-0PG	.EMBLEM, REAR MARK S (CHROME)	1	
48	09100-08232	.BOLT (8X30)	1	
49	09126-05003	.SCREW (5X12)	2	
50	09140-06020	.NUT	3	
51	09160-06104	.WASHER (6.5X24X2)	3	

FIG.508C

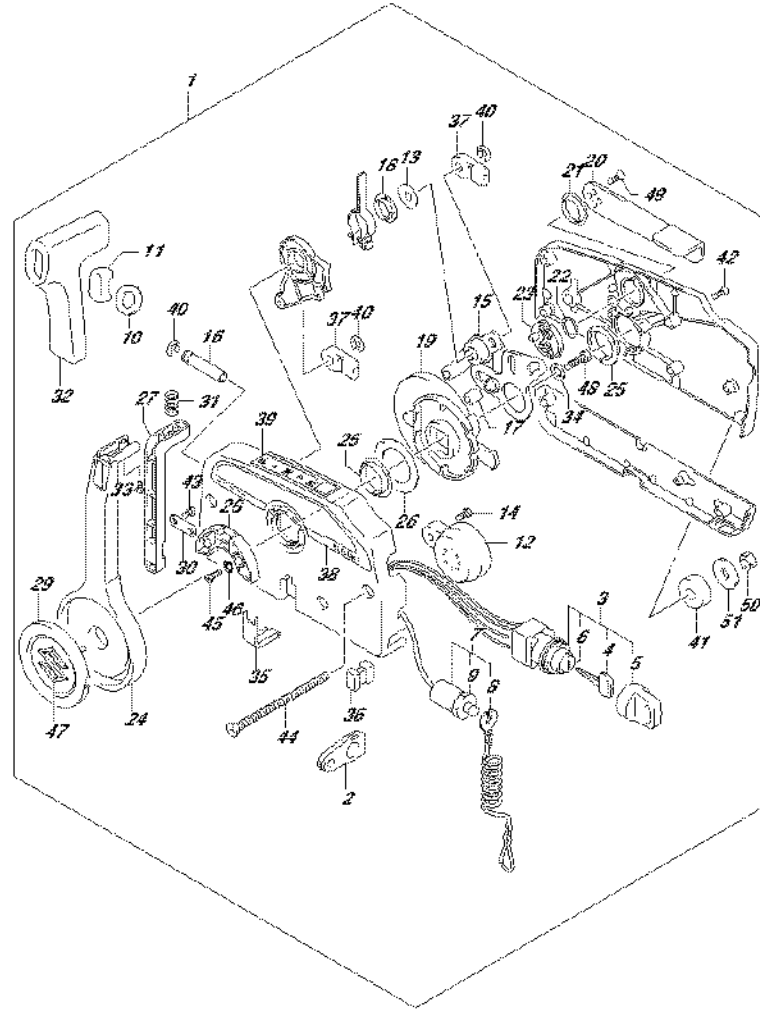


FIG.508C (2-G-15) OPT:REMOTE CONTROL (DF20A P03)

REF NO.	PART NO.	DESCRIPTION	Q'TY	REMARKS
1	67200-94J20	REMOTE CONTROL ASSY	1	
2	36628-92E00	..GROMMET, WIRING HARNESS	1	
3	37110-94J02	..SWITCH ASSY, IGNITION	1	
4-1	37141-99E00	..KEY (931)	2	
4-2	37141-99E10	..KEY (932)	2	
4-3	37141-99E20	..KEY (933)	2	
4-4	37141-99E30	..KEY (934)	2	
4-5	37141-99E40	..KEY (935)	2	
4-6	37141-99E50	..KEY (936)	2	
4-7	37141-99E60	..KEY (937)	2	
4-8	37141-99E70	..KEY (938)	2	
4-9	37141-99E80	..KEY (939)	2	
4-10	37141-99E90	..KEY (940)	2	
4-11	37141-99EA0	..KEY (941)	2	
4-12	37141-99EB0	..KEY (942)	2	
5	37143-99E00	..CAP, KEY	2	
6	37149-93J00	..CAP, CYLINDER BODY	1	
7	37820-93J04	..SWITCH ASSY, EMERGENCY	1	
8	37823-92E01	..PLATE ASSY, EMERGENCY SWITCH LOCK	1	
9	37826-92J00	..NUT	1	
10	37859-90J00	..SPACER	1	
11	37864-94J10	..CAP, PTT SW	1	
12	38500-93J00	..BUZZER ASSY, WARNING	1	
13	67212-95600	..WASHER	1	
14	67214-92E00	..SCREW (5X10)	1	
15	67220-95630	..PLATE ASSY	1	
16	67223-99E10	..KNOB, BRAKE ADJUST	1	
17	67229-95600	..ROLLER	1	
18	67232-95600	..BUSH	1	
19	67238-87D00	..GEAR, DRIVE	1	

FIG.508C

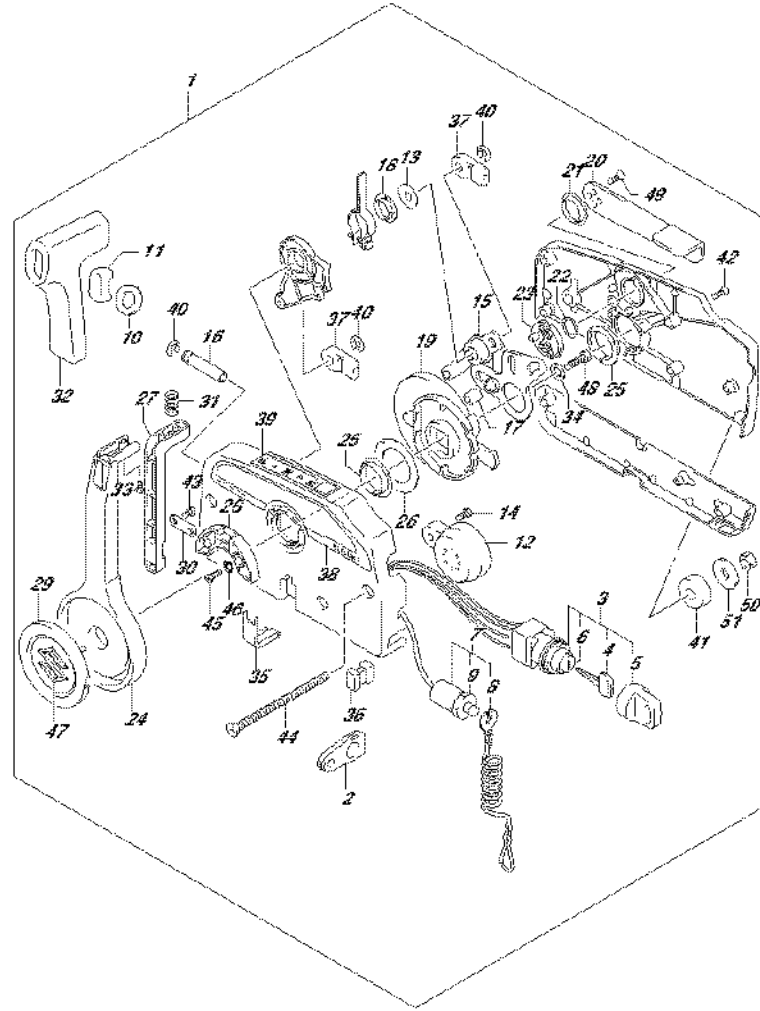


FIG.508C (2-H-2) OPT:REMOTE CONTROL (DF20A P03)

REF NO.	PART NO.	DESCRIPTION	Q'TY	REMARKS
20	67241-99E10	.LEVER, FREE THROTTLE	1	
21	67243-95600	.BUSH	1	
22	67244-95600	.WAVE WASHER	1	
23	67245-95600	.DRUM, FREE THROTTLE	1	
24	67251-99E20	.LEVER, HANDLE	1	
25	67252-95600	.BUSH	2	
26	67253-95600	.WASHER	1	
27	67255-99E10	.ARM, LOCK	1	
28	67256-95600	.HOLDER, NEUTRAL LOCK	1	
29	67257-99E10	.CAP, LEVER	1	
30	67258-99E00	.BRACKET	1	
31	67259-87D00	.SPRING, NEUTRAL ARM	1	
32	67261-99E10	.GRIP	1	
33	67296-94310	.SCREW	1	
34	67264-95600	.WASHER	1	
35	67267-93J00	.COVER, WIRE	1	
36	67273-95600	.SPACER	1	
37	67275-95600	.END, CABLE	2	
38	67282-94L00	.DECAL, REMOCON SIDE	1	
39	67284-94L00	.MARK, HANDLE LEVER	1	
40	67292-94300	.E RING	3	
41	67294-95600	.SPACER	3	
42	67296-90J00	.SCREW, REAR COVER	5	
43	67296-94300	.SCREW (4X10)	2	
44	67296-95600	.SCREW	3	
45	67296-95610	.SCREW	2	
46	67297-95600	.WASHER	2	
47	77811-54GB0-0PG	.EMBLEM, REAR MARK S (CHROME)	1	
48	09100-08232	.BOLT (8X30)	1	
49	09126-05003	.SCREW (5X12)	2	
50	09140-06020	.NUT	3	
51	09160-06104	.WASHER (6.5X24X2)	3	

FIG.513A

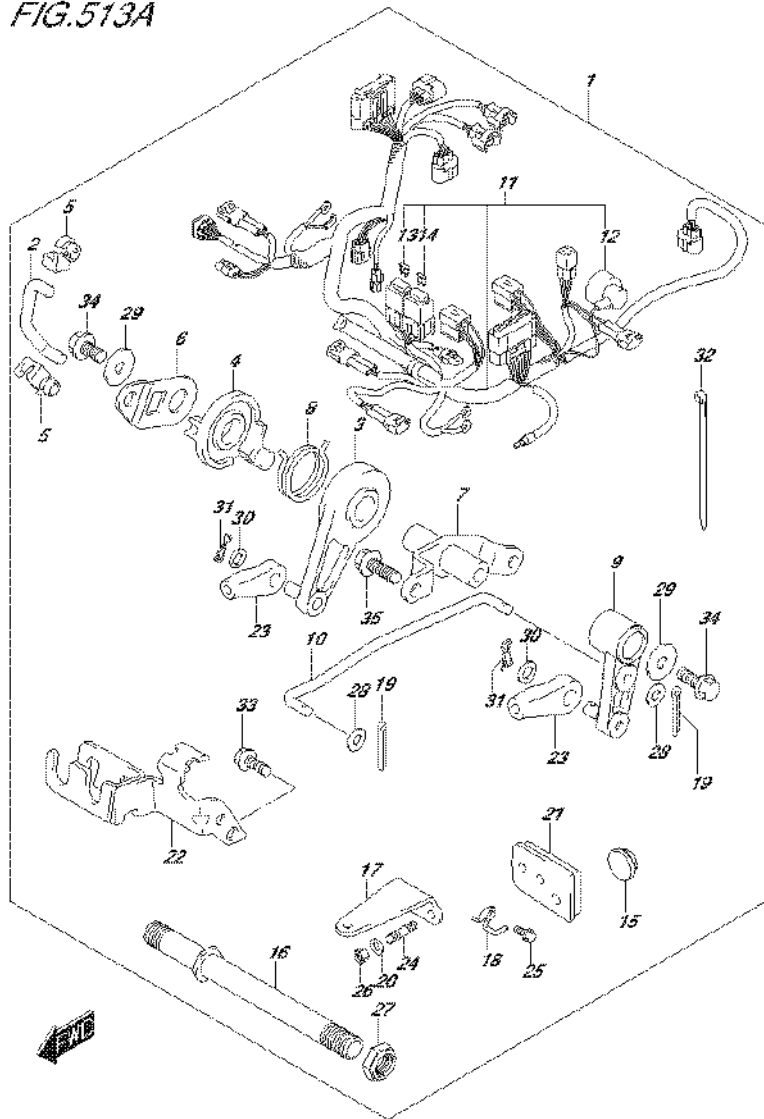


FIG.513A (2-H-3) OPT:REMOTE CONTROL PARTS (DF9.9B P03)

REF NO.	PART NO.	DESCRIPTION	Q'TY	REMARKS
1	67130-89L03	PARTS SET, R/CON	1	
2	13513-89L10	.ROD,THROTTLE	1	
3	19120-99J11	.LEVER, THROTTLE CONTROL	1	
4	19122-99J00	.LEVER, INTERLINK THROTTLE NO.2	1	
5	19131-89L00	.CONNECTOR	2	
6	19148-89L10	.LEVER, INTERLINK THROTTLE NO.1	1	
7	19150-89L00	.BRACKET, THROTTLE LEVER	1	
8	19185-99J00	.SPRING, THROTTLE LEVER	1	
9	21110-89L10	.LEVER, CLUTCH	1	
10	23115-89L10	.LINK, CLUTCH LEVER	1	
11	36610-89L23	.HARNES ASSY, WIRING	1	
12	36618-43410	..CAP. OIL PRESSURE SWITCH	1	
13	09481-10501	..FUSE (10A)	1	
14	09481-30501	..FUSE (30A)	1	
15	37163-89L00	.PLUG, STARTING SWITCH HOLE	1	
16	41130-89L00	.SHAFT, CLAMP BRACKET	1	
17	43755-99J00	.ATTACHMENT, STEERING BRACKET	1	
18	43759-89L00	.HOLDER, DRAIN HOSE	1	
19	09204-01002	.PIN	2	
20	09160-08082	.WASHER (8.5X16X1.2)	2	
21	61124-89L20	.GROMMET, R/CON CABLE	1	
22	67340-89L00	.HOLDER,, R/CON CABLE	1	
23	67467-89J01	.CONNECTOR	2	
24	09108-08286	.STUD BOLT	2	
25	09116-06225	.BOLT (6X15)	1	
26	09159-08059	.NUT	2	
27	09159-22006	.NUT	1	

FIG.513A

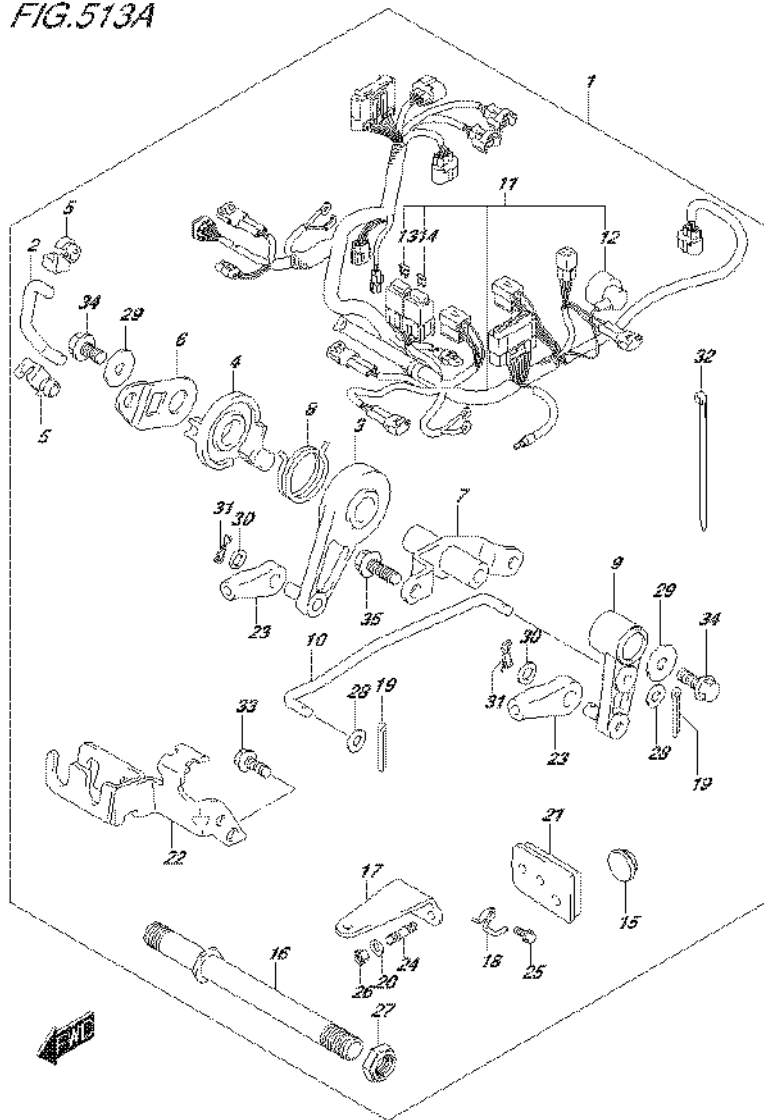


FIG.513A (2-H-4) OPT:REMOTE CONTROL PARTS (DF9.9B P03)

REF NO.	PART NO.	DESCRIPTION	Q'TY	REMARKS
28	09160-05029	.WASHER (5.5X12X0.8)	2	
29	09160-06046	.WASHER (6.5X20X1.5)	2	
30	09160-06055	.WASHER (7X12X1)	2	
31	09385-06012	.CLIP	2	
32	09407-14407	.CLAMP (L:145)	12	
33	01547-06167	.BOLT	2	
34	01550-06127	.BOLT	2	
35	01550-06167	.BOLT	2	

FIG.513B

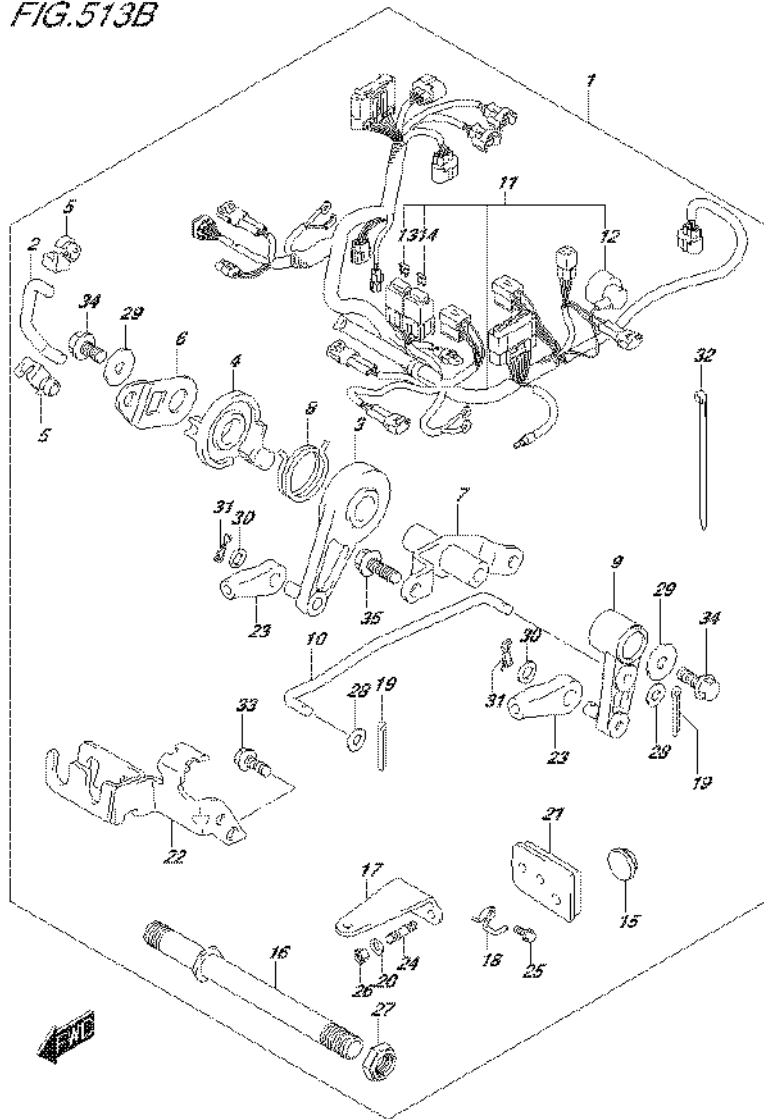


FIG.513B (2-H-5) OPT:REMOTE CONTROL PARTS (DF15A P03)

REF NO.	PART NO.	DESCRIPTION	Q'TY	REMARKS
1	67130-89L03	PARTS SET, R/CON	1	
2	13513-89L10	.ROD,THROTTLE	1	
3	19120-99J11	.LEVER, THROTTLE CONTROL	1	
4	19122-99J00	.LEVER, INTERLINK THROTTLE NO.2	1	
5	19131-89L00	.CONNECTOR	2	
6	19148-89L10	.LEVER, INTERLINK THROTTLE NO.1	1	
7	19150-89L00	.BRACKET, THROTTLE LEVER	1	
8	19185-99J00	.SPRING, THROTTLE LEVER	1	
9	21110-89L10	.LEVER, CLUTCH	1	
10	23115-89L10	.LINK, CLUTCH LEVER	1	
11	36610-89L23	.HARNES ASSY, WIRING	1	
12	36618-43410	..CAP. OIL PRESSURE SWITCH	1	
13	09481-10501	..FUSE (10A)	1	
14	09481-30501	..FUSE (30A)	1	
15	37163-89L00	.PLUG, STARTING SWITCH HOLE	1	
16	41130-89L00	.SHAFT, CLAMP BRACKET	1	
17	43755-99J00	.ATTACHMENT, STEERING BRACKET	1	
18	43759-89L00	.HOLDER, DRAIN HOSE	1	
19	09204-01002	.PIN	2	
20	09160-08082	.WASHER (8.5X16X1.2)	2	
21	61124-89L20	.GROMMET, R/CON CABLE	1	
22	67340-89L00	.HOLDER,, R/CON CABLE	1	
23	67467-89J01	.CONNECTOR	2	
24	09108-08286	.STUD BOLT	2	
25	09116-06225	.BOLT (6X15)	1	
26	09159-08059	.NUT	2	
27	09159-22006	.NUT	1	

FIG.513B

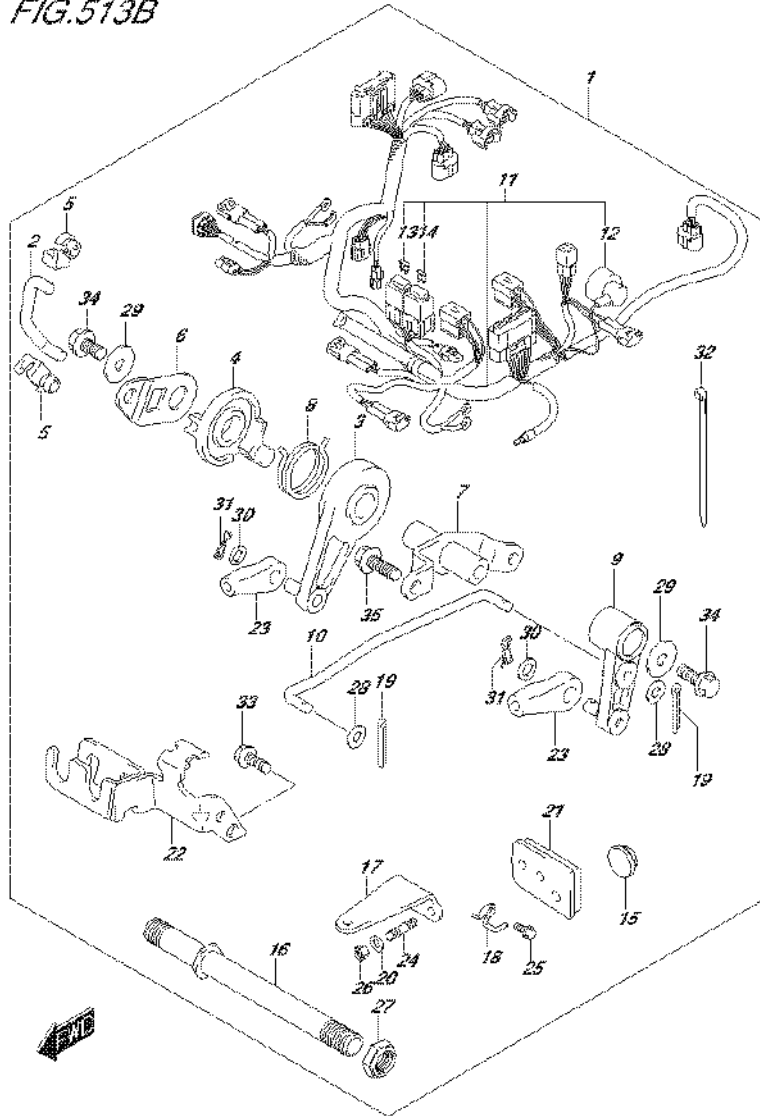


FIG.513B (2-H-6) OPT:REMOTE CONTROL PARTS (DF15A P03)

REF NO.	PART NO.	DESCRIPTION	Q'TY	REMARKS
28	09160-05029	.WASHER (5.5X12X0.8)	2	
29	09160-06046	.WASHER (6.5X20X1.5)	2	
30	09160-06055	.WASHER (7X12X1)	2	
31	09385-06012	.CLIP	2	
32	09407-14407	.CLAMP (L:145)	12	
33	01547-06167	.BOLT	2	
34	01550-06127	.BOLT	2	
35	01550-06167	.BOLT	2	

FIG.513C

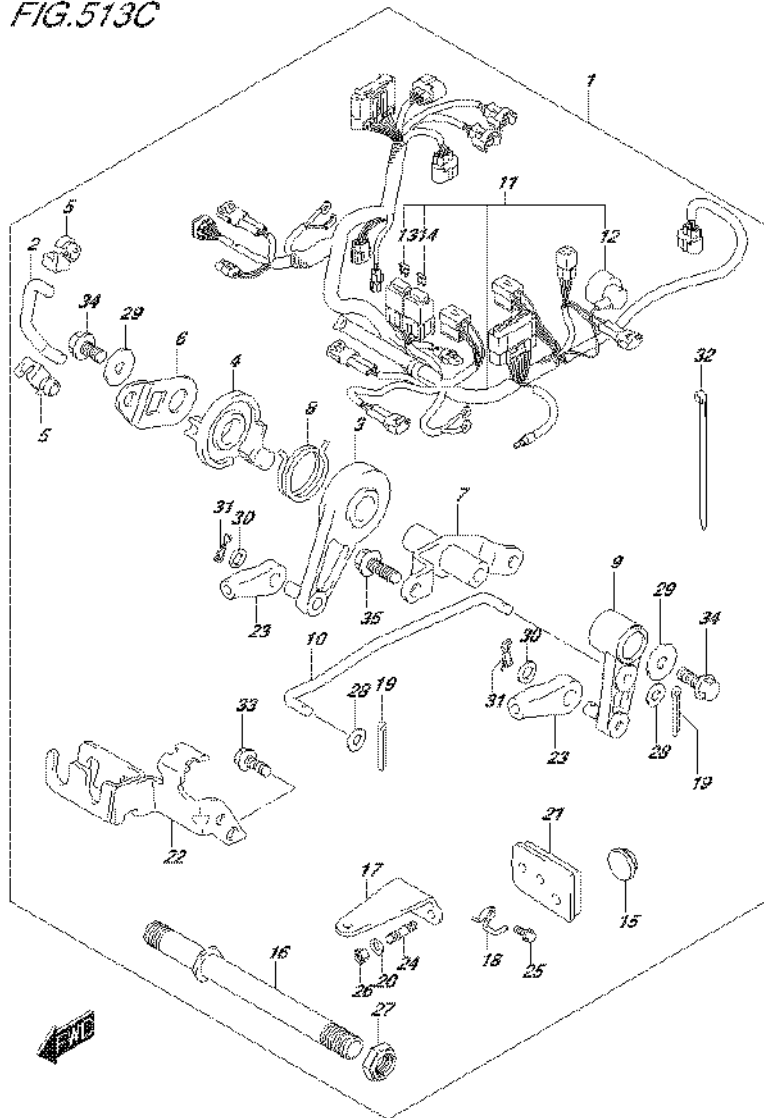


FIG.513C (2-H-7) OPT:REMOTE CONTROL PARTS (DF20A P03)

REF NO.	PART NO.	DESCRIPTION	Q'TY	REMARKS
1	67130-89L03	PARTS SET, R/CON	1	
2	13513-89L10	.ROD,THROTTLE	1	
3	19120-99J11	.LEVER, THROTTLE CONTROL	1	
4	19122-99J00	.LEVER, INTERLINK THROTTLE NO.2	1	
5	19131-89L00	.CONNECTOR	2	
6	19148-89L10	.LEVER, INTERLINK THROTTLE NO.1	1	
7	19150-89L00	.BRACKET, THROTTLE LEVER	1	
8	19185-99J00	.SPRING, THROTTLE LEVER	1	
9	21110-89L10	.LEVER, CLUTCH	1	
10	23115-89L10	.LINK, CLUTCH LEVER	1	
11	36610-89L23	.HARNESS ASSY, WIRING	1	
12	36618-43410	..CAP. OIL PRESSURE SWITCH	1	
13	09481-10501	..FUSE (10A)	1	
14	09481-30501	..FUSE (30A)	1	
15	37163-89L00	.PLUG, STARTING SWITCH HOLE	1	
16	41130-89L00	.SHAFT, CLAMP BRACKET	1	
17	43755-99J00	.ATTACHMENT, STEERING BRACKET	1	
18	43759-89L00	.HOLDER, DRAIN HOSE	1	
19	09204-01002	.PIN	2	
20	09160-08082	.WASHER (8.5X16X1.2)	2	
21	61124-89L20	.GROMMET, R/CON CABLE	1	
22	67340-89L00	.HOLDER,, R/CON CABLE	1	
23	67467-89J01	.CONNECTOR	2	
24	09108-08286	.STUD BOLT	2	
25	09116-06225	.BOLT (6X15)	1	
26	09159-08059	.NUT	2	
27	09159-22006	.NUT	1	

FIG.513C

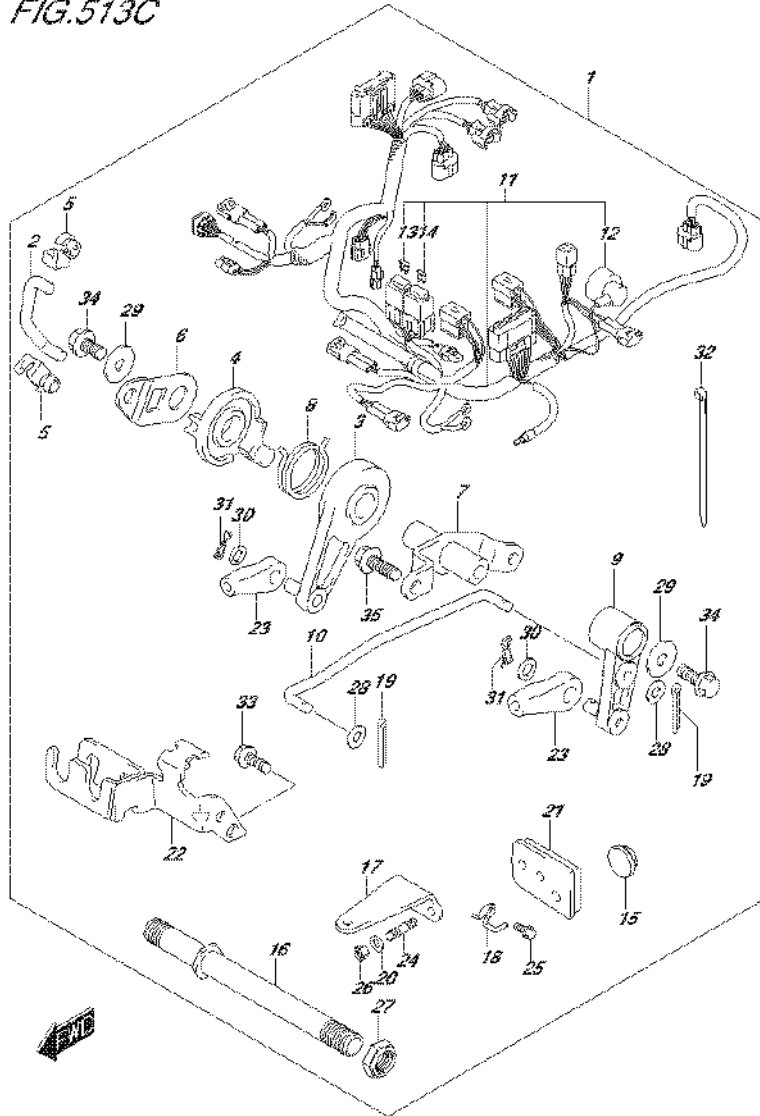


FIG.513C (2-H-8) OPT:REMOTE CONTROL PARTS (DF20A P03)

REF NO.	PART NO.	DESCRIPTION	Q'TY	REMARKS
28	09160-05029	.WASHER (5.5X12X0.8)	2	
29	09160-06046	.WASHER (6.5X20X1.5)	2	
30	09160-06055	.WASHER (7X12X1)	2	
31	09385-06012	.CLIP	2	
32	09407-14407	.CLAMP (L:145)	12	
33	01547-06167	.BOLT	2	
34	01550-06127	.BOLT	2	
35	01550-06167	.BOLT	2	

FIG.515A

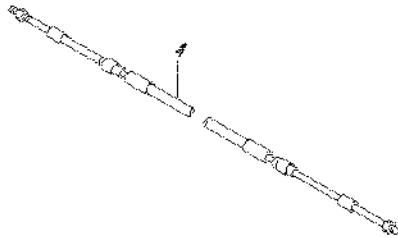
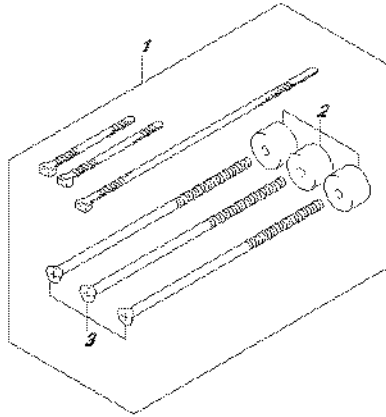


FIG.515A (2-H-9) OPT:REMOCON CABLE (DF9.9B P03)

REF NO.	PART NO.	DESCRIPTION	Q'TY	REMARKS
1	67140-95600	ATTACHMENT, TWIN REMOCON KIT	1	
2	67294-95600	.SPACER	3	
3	67296-95621	.SCREW (L:165)	3	
4-1	67320-93J00	CABLE, REMOCON 8F (2.4M)	1	
4-2	67320-93J10	CABLE, REMOCON 10F (3.1M)	1	
4-3	67320-93J20	CABLE, REMOCON 12F (3.7M)	1	
4-4	67320-93J30	CABLE, REMOCON 14F (4.2M)	1	
4-5	67320-93J40	CABLE, REMOCON 16F (4.8M)	1	
4-6	67320-93J50	CABLE, REMOCON 18F (5.4M)	1	
4-7	67320-93J60	CABLE, REMOCON 20F (6.1M)	1	
4-8	67320-93J70	CABLE, REMOCON 22F (6.7M)	1	
4-9	67320-93J80	CABLE, REMOCON 24F (7.3M)	1	

FIG.515B

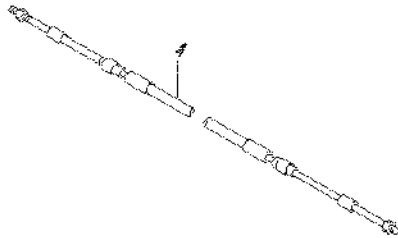
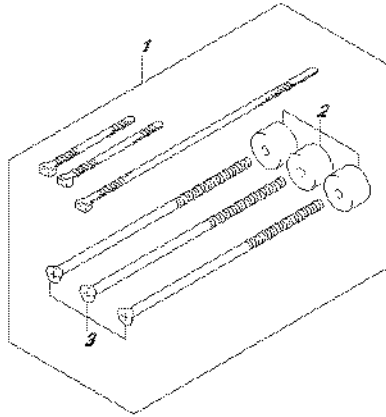


FIG.515B (2-H-10) OPT:REMOCON CABLE (DF9.9BR P03)

REF NO.	PART NO.	DESCRIPTION	Q'TY	REMARKS
1	67140-95600	ATTACHMENT, TWIN REMOCON KIT	1	
2	67294-95600	.SPACER	3	
3	67296-95621	.SCREW (L:165)	3	
4-1	67320-93J00	CABLE, REMOCON 8F (2.4M)	1	
4-2	67320-93J10	CABLE, REMOCON 10F (3.1M)	1	
4-3	67320-93J20	CABLE, REMOCON 12F (3.7M)	1	
4-4	67320-93J30	CABLE, REMOCON 14F (4.2M)	1	
4-5	67320-93J40	CABLE, REMOCON 16F (4.8M)	1	
4-6	67320-93J50	CABLE, REMOCON 18F (5.4M)	1	
4-7	67320-93J60	CABLE, REMOCON 20F (6.1M)	1	
4-8	67320-93J70	CABLE, REMOCON 22F (6.7M)	1	
4-9	67320-93J80	CABLE, REMOCON 24F (7.3M)	1	

FIG.515C

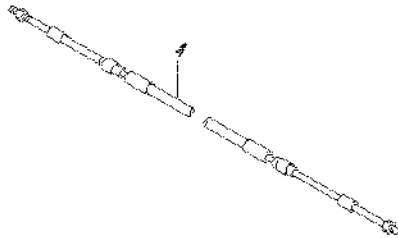
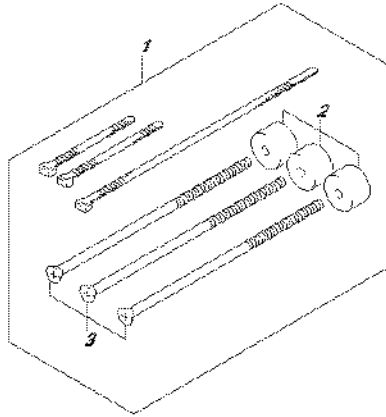


FIG.515C (2-H-11) OPT:REMOCON CABLE (DF9.9BT P03)

REF NO.	PART NO.	DESCRIPTION	Q'TY	REMARKS
1	67140-95600	ATTACHMENT, TWIN REMOCON KIT	1	
2	67294-95600	.SPACER	3	
3	67296-95621	.SCREW (L:165)	3	
4-1	67320-93J00	CABLE, REMOCON 8F (2.4M)	1	
4-2	67320-93J10	CABLE, REMOCON 10F (3.1M)	1	
4-3	67320-93J20	CABLE, REMOCON 12F (3.7M)	1	
4-4	67320-93J30	CABLE, REMOCON 14F (4.2M)	1	
4-5	67320-93J40	CABLE, REMOCON 16F (4.8M)	1	
4-6	67320-93J50	CABLE, REMOCON 18F (5.4M)	1	
4-7	67320-93J60	CABLE, REMOCON 20F (6.1M)	1	
4-8	67320-93J70	CABLE, REMOCON 22F (6.7M)	1	
4-9	67320-93J80	CABLE, REMOCON 24F (7.3M)	1	

FIG.515D

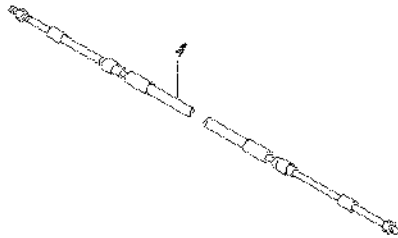
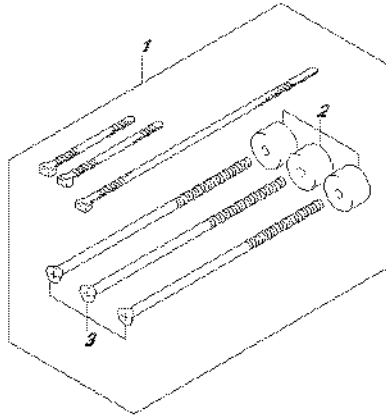


FIG.515D (2-H-12) OPT:REMOCON CABLE (DF15A P03)

REF NO.	PART NO.	DESCRIPTION	Q'TY	REMARKS
1	67140-95600	ATTACHMENT, TWIN REMOCON KIT	1	
2	67294-95600	.SPACER	3	
3	67296-95621	.SCREW (L:165)	3	
4-1	67320-93J00	CABLE, REMOCON 8F (2.4M)	1	
4-2	67320-93J10	CABLE, REMOCON 10F (3.1M)	1	
4-3	67320-93J20	CABLE, REMOCON 12F (3.7M)	1	
4-4	67320-93J30	CABLE, REMOCON 14F (4.2M)	1	
4-5	67320-93J40	CABLE, REMOCON 16F (4.8M)	1	
4-6	67320-93J50	CABLE, REMOCON 18F (5.4M)	1	
4-7	67320-93J60	CABLE, REMOCON 20F (6.1M)	1	
4-8	67320-93J70	CABLE, REMOCON 22F (6.7M)	1	
4-9	67320-93J80	CABLE, REMOCON 24F (7.3M)	1	

FIG.515E

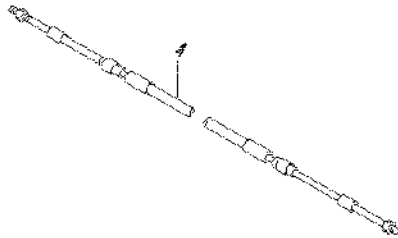
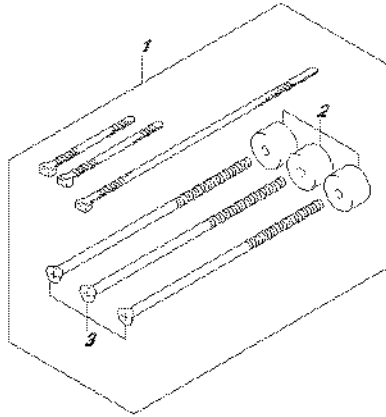


FIG.515E (2-H-13) OPT:REMOCON CABLE (DF20A P03)

REF NO.	PART NO.	DESCRIPTION	Q'TY	REMARKS
1	67140-95600	ATTACHMENT, TWIN REMOCON KIT	1	
2	67294-95600	.SPACER	3	
3	67296-95621	.SCREW (L:165)	3	
4-1	67320-93J00	CABLE, REMOCON 8F (2.4M)	1	
4-2	67320-93J10	CABLE, REMOCON 10F (3.1M)	1	
4-3	67320-93J20	CABLE, REMOCON 12F (3.7M)	1	
4-4	67320-93J30	CABLE, REMOCON 14F (4.2M)	1	
4-5	67320-93J40	CABLE, REMOCON 16F (4.8M)	1	
4-6	67320-93J50	CABLE, REMOCON 18F (5.4M)	1	
4-7	67320-93J60	CABLE, REMOCON 20F (6.1M)	1	
4-8	67320-93J70	CABLE, REMOCON 22F (6.7M)	1	
4-9	67320-93J80	CABLE, REMOCON 24F (7.3M)	1	

FIG.515F

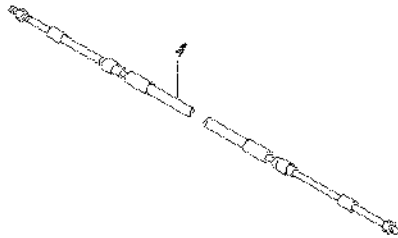
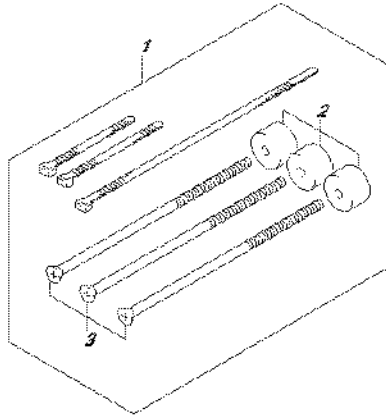


FIG.515F (2-H-14) OPT:REMOCON CABLE (DF20AR P03)

REF NO.	PART NO.	DESCRIPTION	Q'TY	REMARKS
1	67140-95600	ATTACHMENT, TWIN REMOCON KIT	1	
2	67294-95600	.SPACER	3	
3	67296-95621	.SCREW (L:165)	3	
4-1	67320-93J00	CABLE, REMOCON 8F (2.4M)	1	
4-2	67320-93J10	CABLE, REMOCON 10F (3.1M)	1	
4-3	67320-93J20	CABLE, REMOCON 12F (3.7M)	1	
4-4	67320-93J30	CABLE, REMOCON 14F (4.2M)	1	
4-5	67320-93J40	CABLE, REMOCON 16F (4.8M)	1	
4-6	67320-93J50	CABLE, REMOCON 18F (5.4M)	1	
4-7	67320-93J60	CABLE, REMOCON 20F (6.1M)	1	
4-8	67320-93J70	CABLE, REMOCON 22F (6.7M)	1	
4-9	67320-93J80	CABLE, REMOCON 24F (7.3M)	1	

FIG.515G

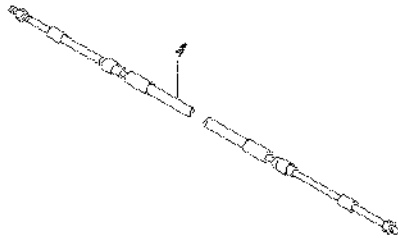
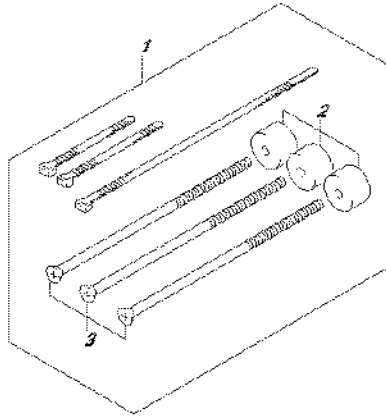


FIG.515G (2-H-15) OPT:REMOCON CABLE (DF20AT P03)

REF NO.	PART NO.	DESCRIPTION	Q'TY	REMARKS
1	67140-95600	ATTACHMENT, TWIN REMOCON KIT	1	
2	67294-95600	.SPACER	3	
3	67296-95621	.SCREW (L:165)	3	
4-1	67320-93J00	CABLE, REMOCON 8F (2.4M)	1	
4-2	67320-93J10	CABLE, REMOCON 10F (3.1M)	1	
4-3	67320-93J20	CABLE, REMOCON 12F (3.7M)	1	
4-4	67320-93J30	CABLE, REMOCON 14F (4.2M)	1	
4-5	67320-93J40	CABLE, REMOCON 16F (4.8M)	1	
4-6	67320-93J50	CABLE, REMOCON 18F (5.4M)	1	
4-7	67320-93J60	CABLE, REMOCON 20F (6.1M)	1	
4-8	67320-93J70	CABLE, REMOCON 22F (6.7M)	1	
4-9	67320-93J80	CABLE, REMOCON 24F (7.3M)	1	

FIG.530A

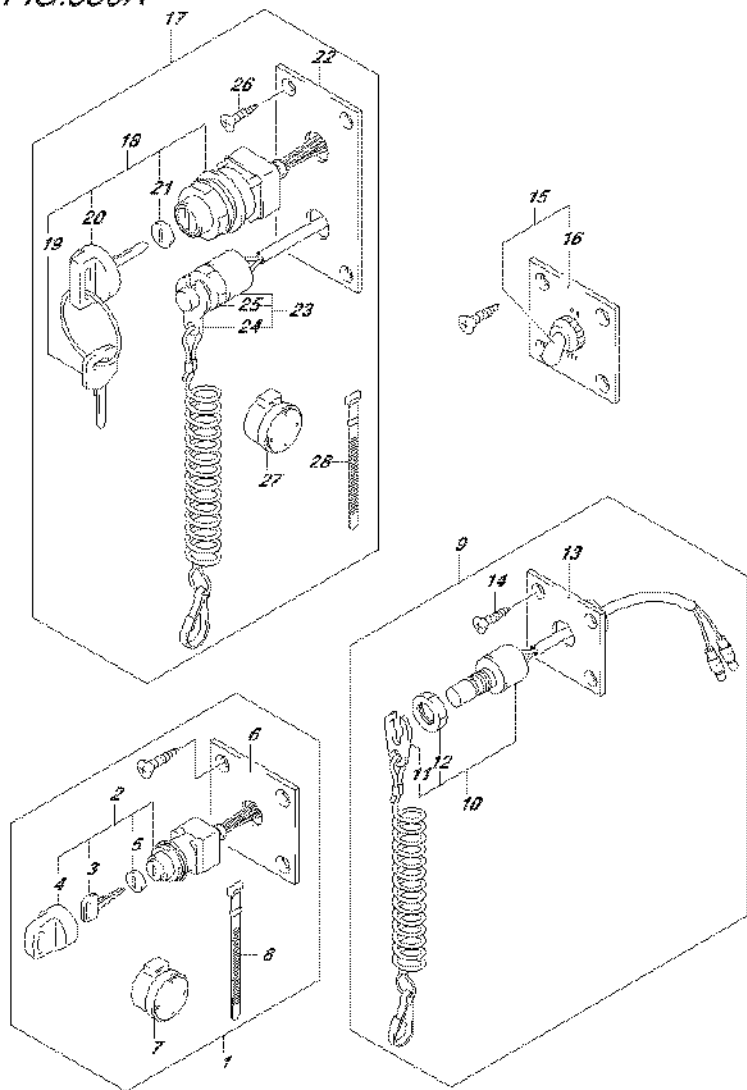


FIG.530A (2-I-2) OPT:SWITCH (DF9.9BR P03)

REF NO.	PART NO.	DESCRIPTION	Q'TY	REMARKS
1	37100-96J00	PANEL ASSY, IGNITION SW	1	
2	37110-93J01	..SWITCH ASSY, IGNITION	1	
3-1	37141-99E00	..KEY (931)	2	
3-2	37141-99E10	..KEY (932)	2	
3-3	37141-99E20	..KEY (933)	2	
3-4	37141-99E30	..KEY (934)	2	
3-5	37141-99E40	..KEY (935)	2	
3-6	37141-99E50	..KEY (936)	2	
3-7	37141-99E60	..KEY (937)	2	
3-8	37141-99E70	..KEY (938)	2	
3-9	37141-99E80	..KEY (939)	2	
3-10	37141-99E90	..KEY (940)	2	
3-11	37141-99EA0	..KEY (941)	2	
3-12	37141-99EB0	..KEY (942)	2	
4	37143-99E00	..CAP, KEY	1	
5	37149-93J00	..CAP, CYLINDER BODY	1	
6	37139-99E00	..PANEL, IGNITION SW	1	
7	38500-93J90	..BUZZER ASSY, WARNING	1	
8	09407-08401	..CLAMP (L:80)	1	
9	37803-93J04	PANEL ASSY, EMERGENCY SW	1	
10	37820-93J04	..SWITCH ASSY, EMERGENCY	1	
11	37823-92E01	..PLATE	1	
12	37826-92J00	..NUT	1	
13	37825-99E00	..PANEL, EMERGENCY SW	1	
14	03122-05165	..SCREW	4	
15	37210-93J00	PANEL ASSY, LIGHTING SW	1	
16	37212-93J00	..PANEL, LIGHTING SW	1	

FIG.530A

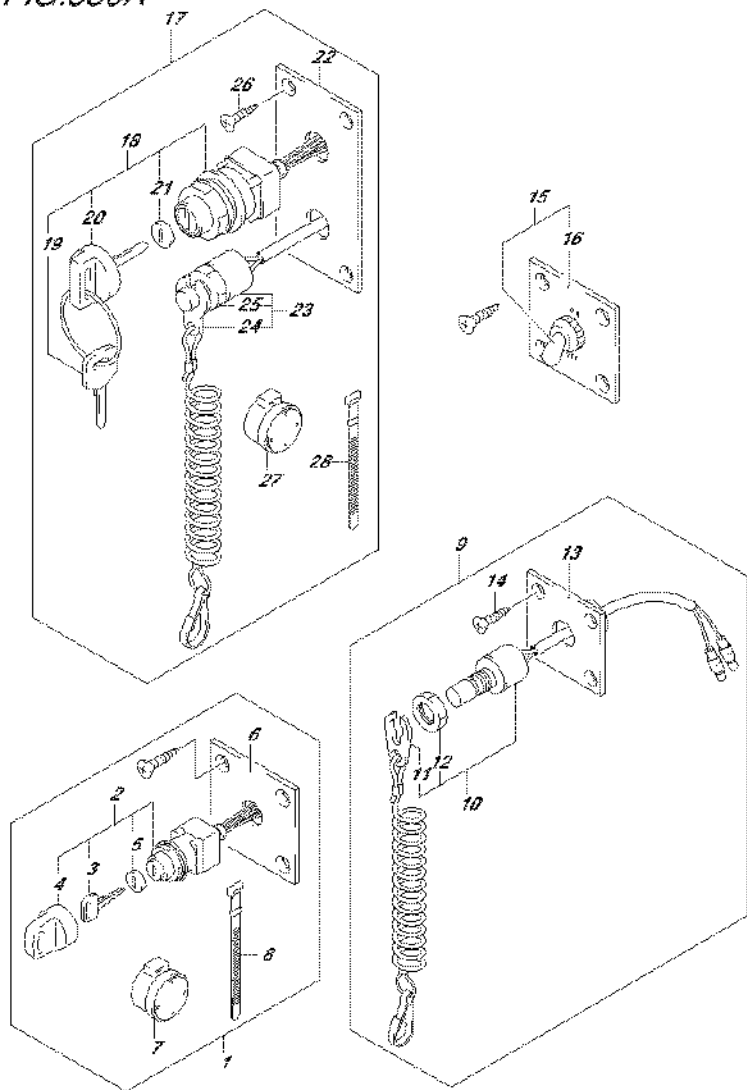


FIG.530A (2-I-3) OPT:SWITCH (DF9.9BR P03)

REF NO.	PART NO.	DESCRIPTION	Q'TY	REMARKS
17	37100-96J24	PANEL ASSY, ENGINE SW	1	
18	37110-93J01	..SWITCH ASSY, IGNITION	1	
19-1	37141-99E00	..KEY (931)	2	
19-2	37141-99E10	..KEY (932)	2	
19-3	37141-99E20	..KEY (933)	2	
19-4	37141-99E30	..KEY (934)	2	
19-5	37141-99E40	..KEY (935)	2	
19-6	37141-99E50	..KEY (936)	2	
19-7	37141-99E60	..KEY (937)	2	
19-8	37141-99E70	..KEY (938)	2	
19-9	37141-99E80	..KEY (939)	2	
19-10	37141-99E90	..KEY (940)	2	
19-11	37141-99EA0	..KEY (941)	2	
19-12	37141-99EB0	..KEY (942)	2	
20	37143-99E00	..CAP, KEY	1	
21	37149-93J00	..CAP, CYLINDER BODY	1	
22	37139-99E20	..PANEL, IGNITION SWITCH	1	
23	37820-93J04	..SWITCH ASSY, EMERGENCY	1	
24	37823-92E01	..PLATE ASSY, EMERGENCY	1	
25	37826-92J00	..NUT	1	
26	03121-0516A	..SCREW	4	
27	38500-93J90	..BUZZER ASSY, WARNING	1	
28	09407-08401	..CLAMP (L:80)	1	

FIG.530B

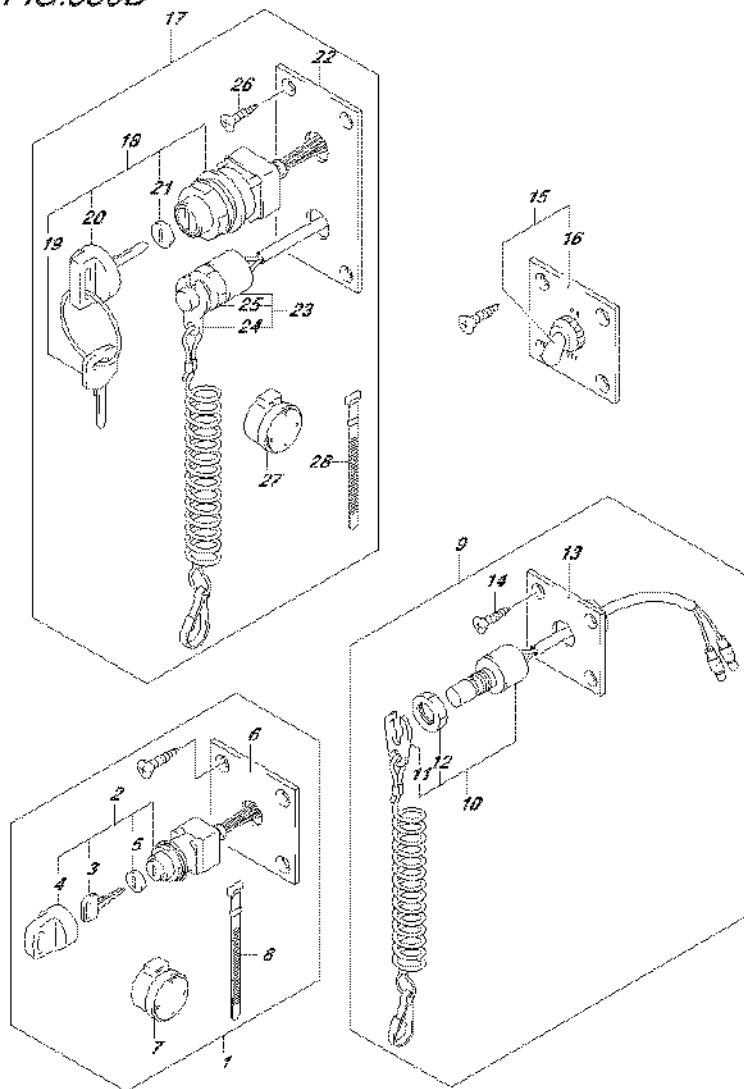


FIG.530B (2-I-4) OPT:SWITCH (DF9.9BT P03)

REF NO.	PART NO.	DESCRIPTION	Q'TY	REMARKS
1	37100-96J00	PANEL ASSY, IGNITION SW	1	
2	37110-93J01	..SWITCH ASSY, IGNITION	1	
3-1	37141-99E00	..KEY (931)	2	
3-2	37141-99E10	..KEY (932)	2	
3-3	37141-99E20	..KEY (933)	2	
3-4	37141-99E30	..KEY (934)	2	
3-5	37141-99E40	..KEY (935)	2	
3-6	37141-99E50	..KEY (936)	2	
3-7	37141-99E60	..KEY (937)	2	
3-8	37141-99E70	..KEY (938)	2	
3-9	37141-99E80	..KEY (939)	2	
3-10	37141-99E90	..KEY (940)	2	
3-11	37141-99EA0	..KEY (941)	2	
3-12	37141-99EB0	..KEY (942)	2	
4	37143-99E00	..CAP, KEY	1	
5	37149-93J00	..CAP, CYLINDER BODY	1	
6	37139-99E00	..PANEL, IGNITION SW	1	
7	38500-93J90	..BUZZER ASSY, WARNING	1	
8	09407-08401	..CLAMP (L:80)	1	
9	37803-93J04	PANEL ASSY, EMERGENCY SW	1	
10	37820-93J04	..SWITCH ASSY, EMERGENCY	1	
11	37823-92E01	..PLATE	1	
12	37826-92J00	..NUT	1	
13	37825-99E00	..PANEL, EMERGENCY SW	1	
14	03122-05165	..SCREW	4	
15	37210-93J00	PANEL ASSY, LIGHTING SW	1	
16	37212-93J00	..PANEL, LIGHTING SW	1	

FIG.530B

FIG.530B (2-I-5) OPT:SWITCH (DF9.9BT P03)

REF NO.	PART NO.	DESCRIPTION	Q'TY	REMARKS
17	37100-96J24	PANEL ASSY, ENGINE SW	1	
18	37110-93J01	..SWITCH ASSY, IGNITION	1	
19-1	37141-99E00	..KEY (931)	2	
19-2	37141-99E10	..KEY (932)	2	
19-3	37141-99E20	..KEY (933)	2	
19-4	37141-99E30	..KEY (934)	2	
19-5	37141-99E40	..KEY (935)	2	
19-6	37141-99E50	..KEY (936)	2	
19-7	37141-99E60	..KEY (937)	2	
19-8	37141-99E70	..KEY (938)	2	
19-9	37141-99E80	..KEY (939)	2	
19-10	37141-99E90	..KEY (940)	2	
19-11	37141-99EA0	..KEY (941)	2	
19-12	37141-99EB0	..KEY (942)	2	
20	37143-99E00	..CAP, KEY	1	
21	37149-93J00	..CAP, CYLINDER BODY	1	
22	37139-99E20	..PANEL, IGNITION SWITCH	1	
23	37820-93J04	..SWITCH ASSY, EMERGENCY	1	
24	37823-92E01	..PLATE ASSY, EMERGENCY	1	
25	37826-92J00	..NUT	1	
26	03121-0516A	..SCREW	4	
27	38500-93J90	..BUZZER ASSY, WARNING	1	
28	09407-08401	..CLAMP (L:80)	1	

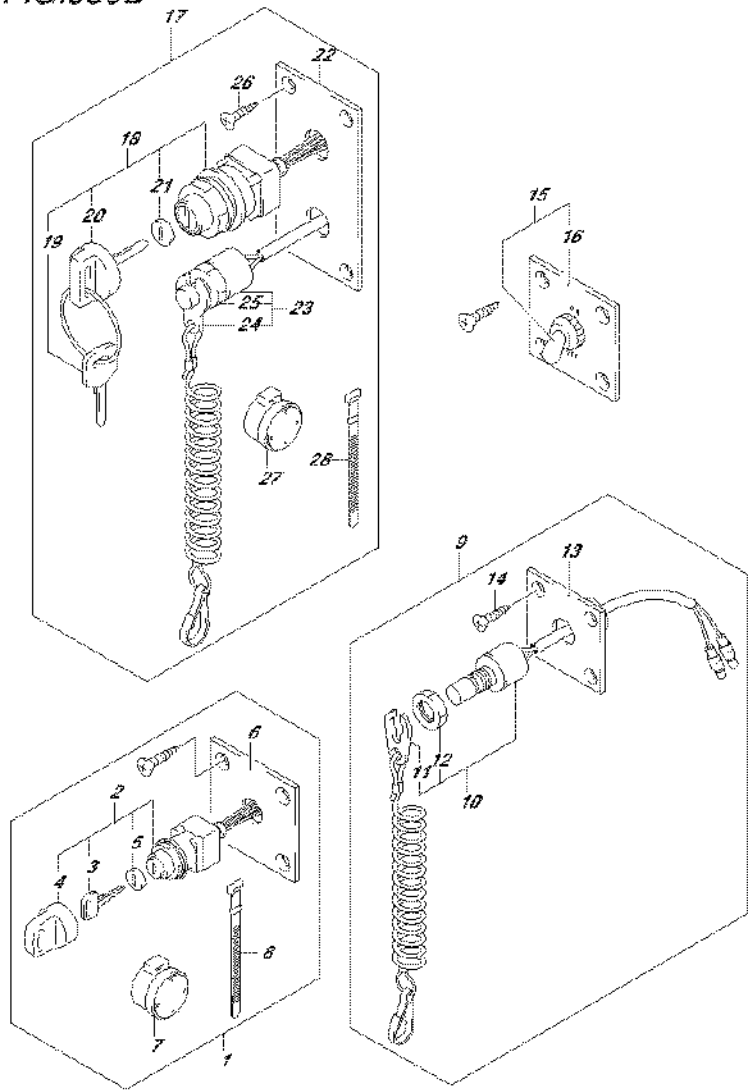


FIG.530C

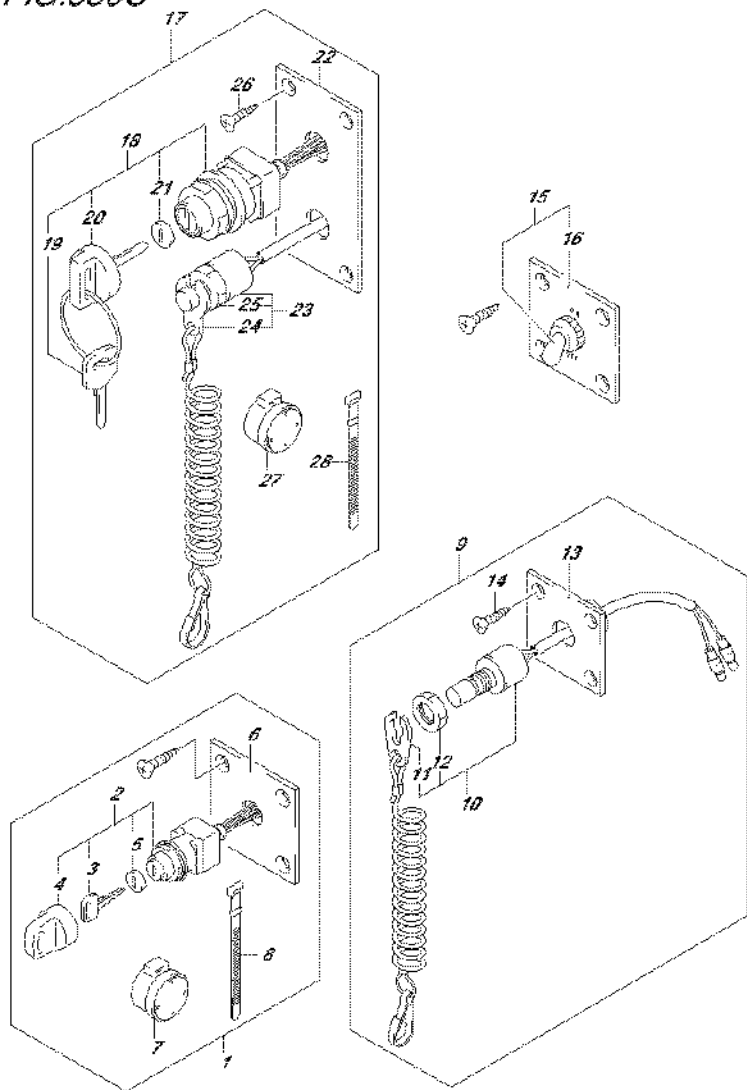


FIG.530C (2-I-6) OPT:SWITCH (DF20AR P03)

REF NO.	PART NO.	DESCRIPTION	Q'TY	REMARKS
1	37100-96J00	PANEL ASSY, IGNITION SW	1	
2	37110-93J01	..SWITCH ASSY, IGNITION	1	
3-1	37141-99E00	..KEY (931)	2	
3-2	37141-99E10	..KEY (932)	2	
3-3	37141-99E20	..KEY (933)	2	
3-4	37141-99E30	..KEY (934)	2	
3-5	37141-99E40	..KEY (935)	2	
3-6	37141-99E50	..KEY (936)	2	
3-7	37141-99E60	..KEY (937)	2	
3-8	37141-99E70	..KEY (938)	2	
3-9	37141-99E80	..KEY (939)	2	
3-10	37141-99E90	..KEY (940)	2	
3-11	37141-99EA0	..KEY (941)	2	
3-12	37141-99EB0	..KEY (942)	2	
4	37143-99E00	..CAP, KEY	1	
5	37149-93J00	..CAP, CYLINDER BODY	1	
6	37139-99E00	..PANEL, IGNITION SW	1	
7	38500-93J90	..BUZZER ASSY, WARNING	1	
8	09407-08401	..CLAMP (L:80)	1	
9	37803-93J04	PANEL ASSY, EMERGENCY SW	1	
10	37820-93J04	..SWITCH ASSY, EMERGENCY	1	
11	37823-92E01	..PLATE	1	
12	37826-92J00	..NUT	1	
13	37825-99E00	..PANEL, EMERGENCY SW	1	
14	03122-05165	..SCREW	4	
15	37210-93J00	PANEL ASSY, LIGHTING SW	1	
16	37212-93J00	..PANEL, LIGHTING SW	1	

FIG.530C

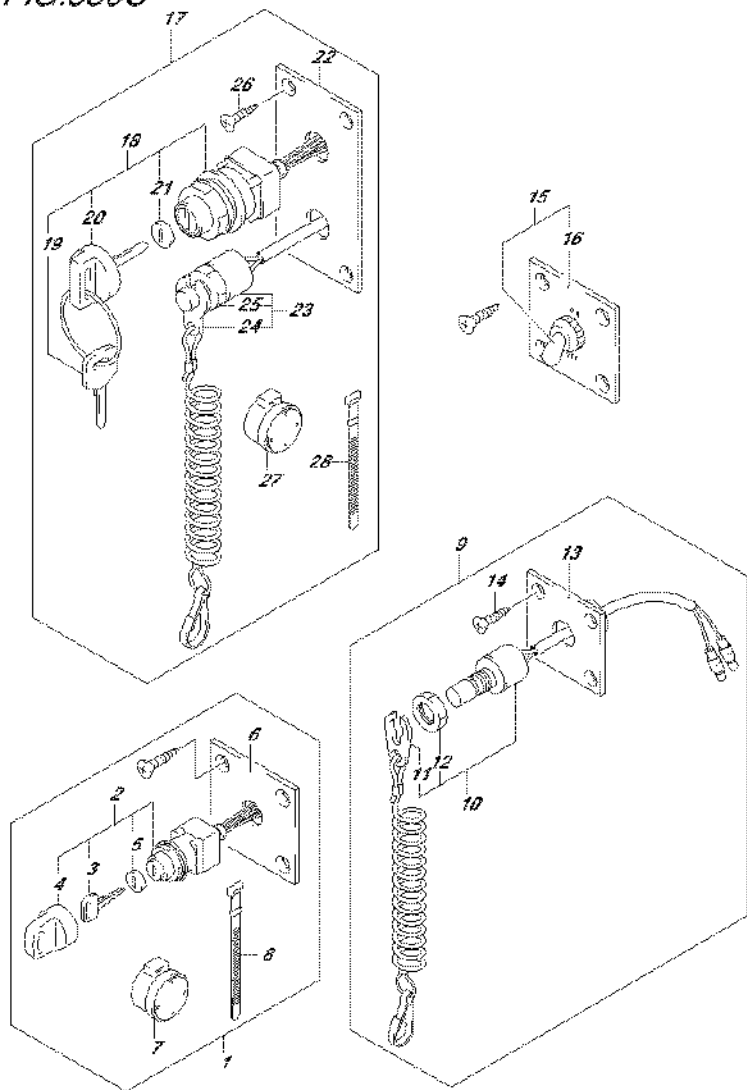
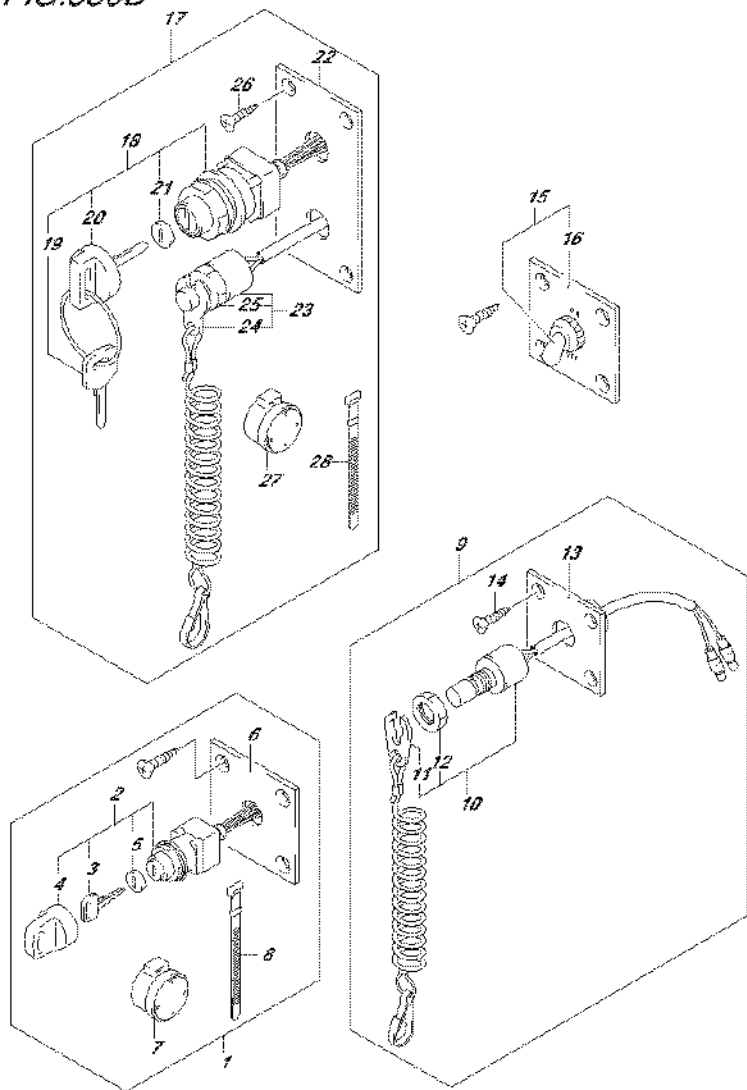


FIG.530C (2-I-7) OPT:SWITCH (DF20AR P03)

REF NO.	PART NO.	DESCRIPTION	Q'TY	REMARKS
17	37100-96J24	PANEL ASSY, ENGINE SW	1	
18	37110-93J01	..SWITCH ASSY, IGNITION	1	
19-1	37141-99E00	..KEY (931)	2	
19-2	37141-99E10	..KEY (932)	2	
19-3	37141-99E20	..KEY (933)	2	
19-4	37141-99E30	..KEY (934)	2	
19-5	37141-99E40	..KEY (935)	2	
19-6	37141-99E50	..KEY (936)	2	
19-7	37141-99E60	..KEY (937)	2	
19-8	37141-99E70	..KEY (938)	2	
19-9	37141-99E80	..KEY (939)	2	
19-10	37141-99E90	..KEY (940)	2	
19-11	37141-99EA0	..KEY (941)	2	
19-12	37141-99EB0	..KEY (942)	2	
20	37143-99E00	..CAP, KEY	1	
21	37149-93J00	..CAP, CYLINDER BODY	1	
22	37139-99E20	..PANEL, IGNITION SWITCH	1	
23	37820-93J04	..SWITCH ASSY, EMERGENCY	1	
24	37823-92E01	..PLATE ASSY, EMERGENCY	1	
25	37826-92J00	..NUT	1	
26	03121-0516A	..SCREW	4	
27	38500-93J90	..BUZZER ASSY, WARNING	1	
28	09407-08401	..CLAMP (L:80)	1	

FIG.530D



DF20A_P03_016_530D
OPT.SWITCH

FIG.530D (2-I-8) OPT:SWITCH (DF20AT P03)

REF NO.	PART NO.	DESCRIPTION	Q'TY	REMARKS
1	37100-96J00	PANEL ASSY, IGNITION SW	1	
2	37110-93J01	..SWITCH ASSY, IGNITION	1	
3-1	37141-99E00	..KEY (931)	2	
3-2	37141-99E10	..KEY (932)	2	
3-3	37141-99E20	..KEY (933)	2	
3-4	37141-99E30	..KEY (934)	2	
3-5	37141-99E40	..KEY (935)	2	
3-6	37141-99E50	..KEY (936)	2	
3-7	37141-99E60	..KEY (937)	2	
3-8	37141-99E70	..KEY (938)	2	
3-9	37141-99E80	..KEY (939)	2	
3-10	37141-99E90	..KEY (940)	2	
3-11	37141-99EA0	..KEY (941)	2	
3-12	37141-99EB0	..KEY (942)	2	
4	37143-99E00	..CAP, KEY	1	
5	37149-93J00	..CAP, CYLINDER BODY	1	
6	37139-99E00	..PANEL, IGNITION SW	1	
7	38500-93J90	..BUZZER ASSY, WARNING	1	
8	09407-08401	..CLAMP (L:80)	1	
9	37803-93J04	PANEL ASSY, EMERGENCY SW	1	
10	37820-93J04	..SWITCH ASSY, EMERGENCY	1	
11	37823-92E01	..PLATE	1	
12	37826-92J00	..NUT	1	
13	37825-99E00	..PANEL, EMERGENCY SW	1	
14	03122-05165	..SCREW	4	
15	37210-93J00	PANEL ASSY, LIGHTING SW	1	
16	37212-93J00	..PANEL, LIGHTING SW	1	

FIG.530D

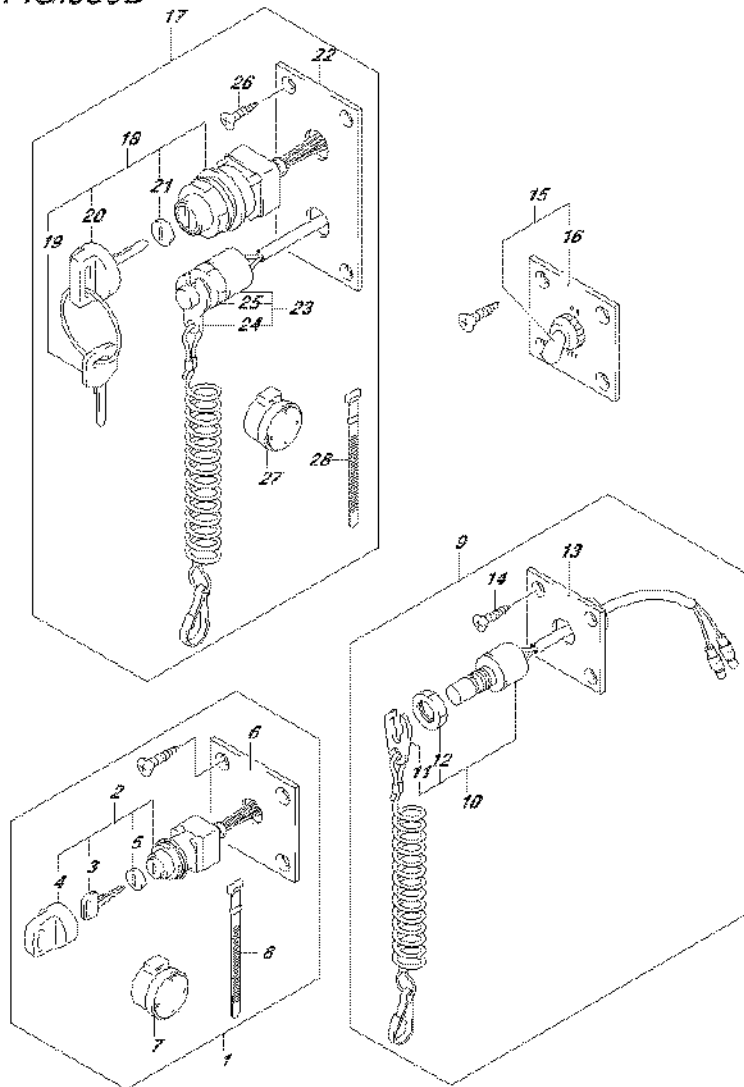


FIG.530D (2-I-9) OPT:SWITCH (DF20AT P03)

REF NO.	PART NO.	DESCRIPTION	Q'TY	REMARKS
17	37100-96J24	PANEL ASSY, ENGINE SW	1	
18	37110-93J01	..SWITCH ASSY, IGNITION	1	
19-1	37141-99E00	..KEY (931)	2	
19-2	37141-99E10	..KEY (932)	2	
19-3	37141-99E20	..KEY (933)	2	
19-4	37141-99E30	..KEY (934)	2	
19-5	37141-99E40	..KEY (935)	2	
19-6	37141-99E50	..KEY (936)	2	
19-7	37141-99E60	..KEY (937)	2	
19-8	37141-99E70	..KEY (938)	2	
19-9	37141-99E80	..KEY (939)	2	
19-10	37141-99E90	..KEY (940)	2	
19-11	37141-99EA0	..KEY (941)	2	
19-12	37141-99EB0	..KEY (942)	2	
20	37143-99E00	..CAP, KEY	1	
21	37149-93J00	..CAP, CYLINDER BODY	1	
22	37139-99E20	..PANEL, IGNITION SWITCH	1	
23	37820-93J04	..SWITCH ASSY, EMERGENCY	1	
24	37823-92E01	..PLATE ASSY, EMERGENCY	1	
25	37826-92J00	..NUT	1	
26	03121-0516A	..SCREW	4	
27	38500-93J90	..BUZZER ASSY, WARNING	1	
28	09407-08401	..CLAMP (L:80)	1	

FIG.544A

FIG.544A (2-I-10) OPT:REMOTE CONTROL ASSY SINGLE (1) (DF9.9B P03)

REF NO.	PART NO.	DESCRIPTION	Q'TY	REMARKS
1	67200-93J13	REMOTE CONTROL ASSY	1	PUSH
2	67261-93J00	.GRIP, NO.1	1	
3	67263-93J00	.GRIP, NO.2	1	
4	37850-93J10	.SWITCH ASSY, PTT	1	
5	67295-92E10	.SCREW	2	
6	67296-88D10	.SCREW	1	
7	67288-92E20	.WASHER	3	
8	67295-92E00	.SCREW	2	
9	67296-92E70	.SCREW	1	
10	67288-92E40	.WASHER	1	
11	67257-92E00	.CAP, LEVER	1	
12	67251-93J00	.LEVER, HANDLE	1	
13	67296-92E60	.SCREW	2	
14	67288-92E30	.WASHER	2	
15	67253-92E00	.WASHER	1	
16	36890-93J00	.WIRE HARNESS	1	
17	67281-93J00	.DECAL	1	
18	67296-92E30	.SCREW	4	
19	09160-05024	.WASHER (5.5X16X1.5)	4	
20	67287-92E00	.NUT	4	
21	67275-95600	.END, CABLE	2	
22	67273-95600	.SPACER	1	
23	67273-92E00	.GROMMET	1	
24	67274-92E00	.FLANGE	2	
25	67296-95610	.SCREW	4	
26	67271-92E00	.COVER	1	
27	67211-93J00	.COVER	1	
28	67296-92E70	.SCREW	2	
29	67500-93J00	KIT, REMOCON SPACER SINGLE	1	
30	09125-05135	.SCREW (5X65)	4	
31	09160-05029	.WASHER (5.5X12X0.8)	4	
32	09140-05005	.NUT	4	

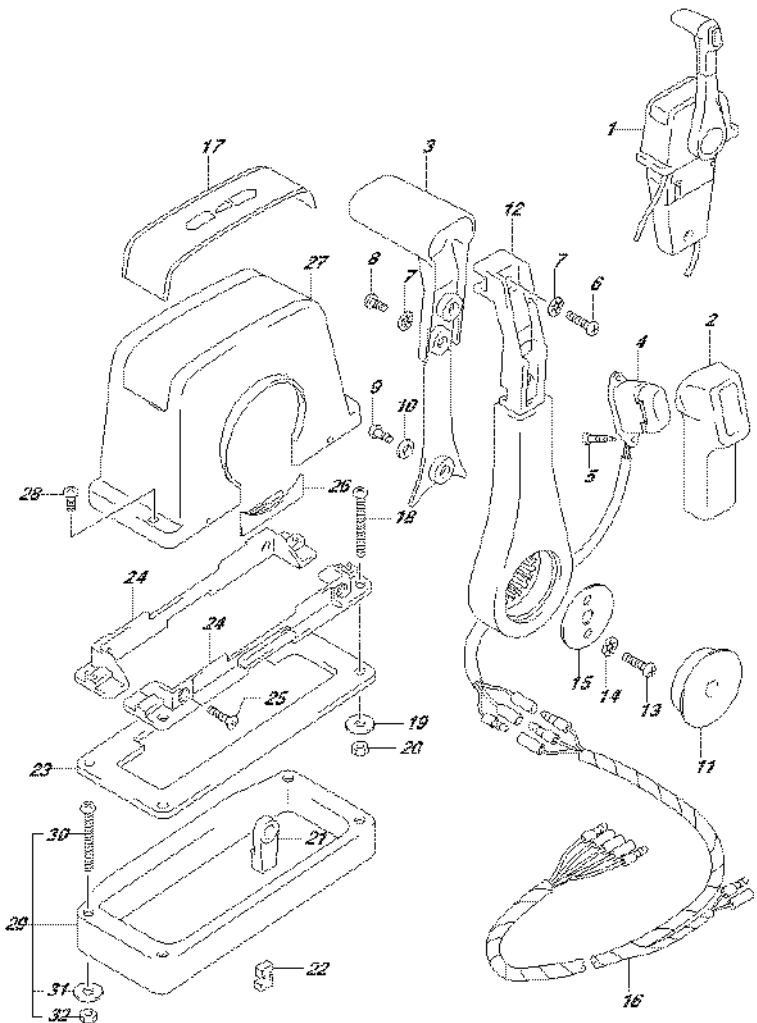
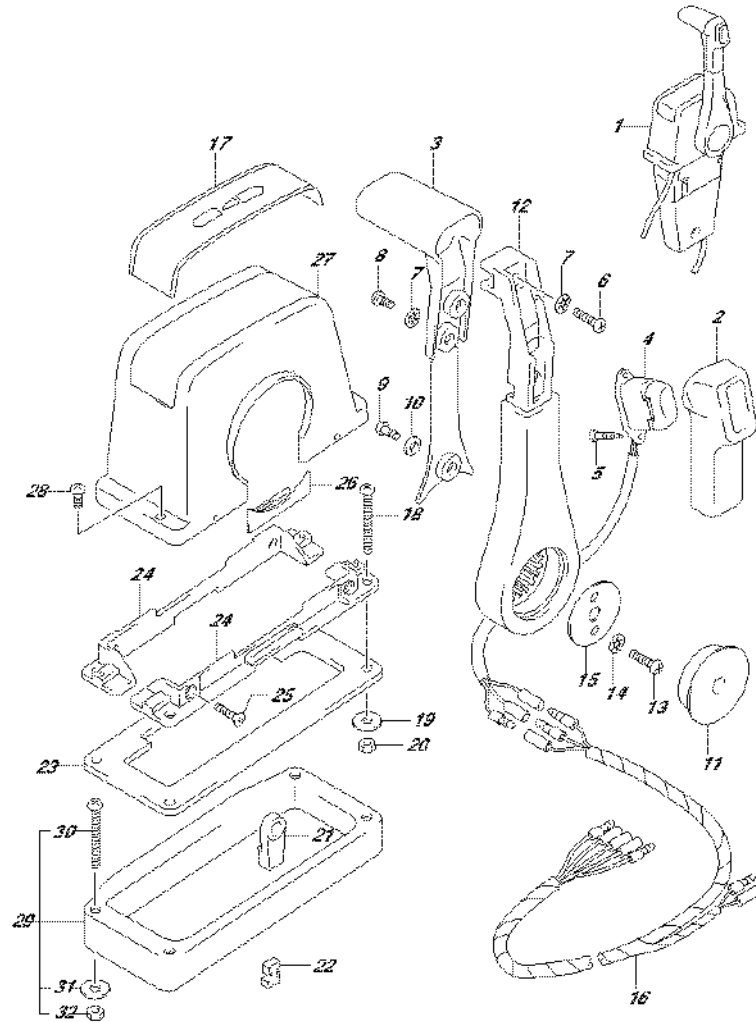


FIG.544B

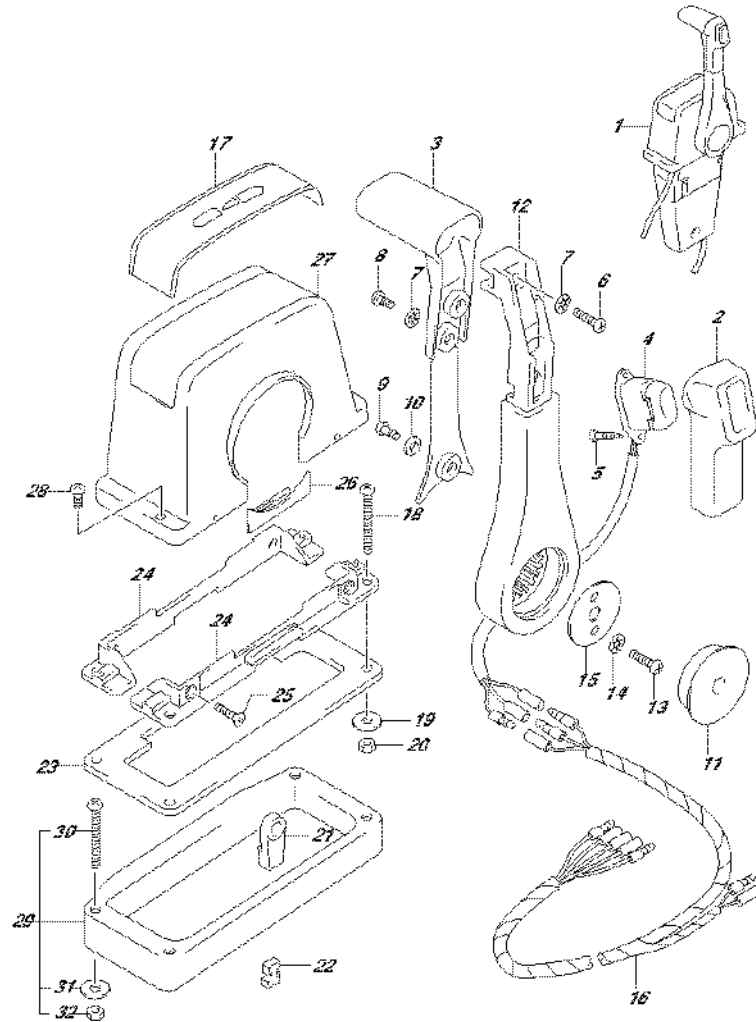
FIG.544B (2-I-11) OPT:REMOTE CONTROL ASSY SINGLE (1) (DF9.9BR P03)



REF NO.	PART NO.	DESCRIPTION	Q'TY	REMARKS
1	67200-93J13	REMOTE CONTROL ASSY	1	PUSH
2	67261-93J00	.GRIP, NO.1	1	
3	67263-93J00	.GRIP, NO.2	1	
4	37850-93J10	.SWITCH ASSY, PTT	1	
5	67295-92E10	.SCREW	2	
6	67296-88D10	.SCREW	1	
7	67288-92E20	.WASHER	3	
8	67295-92E00	.SCREW	2	
9	67296-92E70	.SCREW	1	
10	67288-92E40	.WASHER	1	
11	67257-92E00	.CAP, LEVER	1	
12	67251-93J00	.LEVER, HANDLE	1	
13	67296-92E60	.SCREW	2	
14	67288-92E30	.WASHER	2	
15	67253-92E00	.WASHER	1	
16	36890-93J00	.WIRE HARNESS	1	
17	67281-93J00	.DECAL	1	
18	67296-92E30	.SCREW	4	
19	09160-05024	.WASHER (5.5X16X1.5)	4	
20	67287-92E00	.NUT	4	
21	67275-95600	.END, CABLE	2	
22	67273-95600	.SPACER	1	
23	67273-92E00	.GROMMET	1	
24	67274-92E00	.FLANGE	2	
25	67296-95610	.SCREW	4	
26	67271-92E00	.COVER	1	
27	67211-93J00	.COVER	1	
28	67296-92E70	.SCREW	2	
29	67500-93J00	KIT, REMOCON SPACER SINGLE	1	
30	09125-05135	.SCREW (5X65)	4	
31	09160-05029	.WASHER (5.5X12X0.8)	4	
32	09140-05005	.NUT	4	

FIG.544C

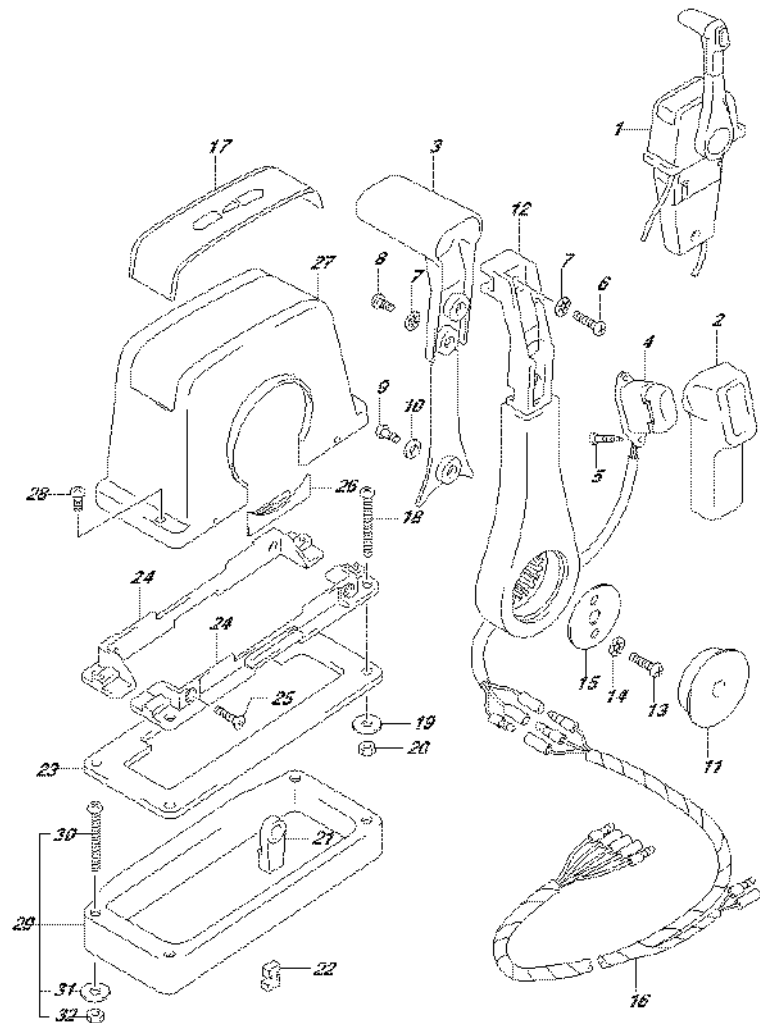
FIG.544C (2-I-12) OPT:REMOTE CONTROL ASSY SINGLE (1) (DF9.9BT P03)



REF NO.	PART NO.	DESCRIPTION	Q'TY	REMARKS
1	67200-93J13	REMOTE CONTROL ASSY	1	PUSH
2	67261-93J00	.GRIP, NO.1	1	
3	67263-93J00	.GRIP, NO.2	1	
4	37850-93J10	.SWITCH ASSY, PTT	1	
5	67295-92E10	.SCREW	2	
6	67296-88D10	.SCREW	1	
7	67288-92E20	.WASHER	3	
8	67295-92E00	.SCREW	2	
9	67296-92E70	.SCREW	1	
10	67288-92E40	.WASHER	1	
11	67257-92E00	.CAP, LEVER	1	
12	67251-93J00	.LEVER, HANDLE	1	
13	67296-92E60	.SCREW	2	
14	67288-92E30	.WASHER	2	
15	67253-92E00	.WASHER	1	
16	36890-93J00	.WIRE HARNESS	1	
17	67281-93J00	.DECAL	1	
18	67296-92E30	.SCREW	4	
19	09160-05024	.WASHER (5.5X16X1.5)	4	
20	67287-92E00	.NUT	4	
21	67275-95600	.END, CABLE	2	
22	67273-95600	.SPACER	1	
23	67273-92E00	.GROMMET	1	
24	67274-92E00	.FLANGE	2	
25	67296-95610	.SCREW	4	
26	67271-92E00	.COVER	1	
27	67211-93J00	.COVER	1	
28	67296-92E70	.SCREW	2	
29	67500-93J00	KIT, REMOCON SPACER SINGLE	1	
30	09125-05135	.SCREW (5X65)	4	
31	09160-05029	.WASHER (5.5X12X0.8)	4	
32	09140-05005	.NUT	4	

FIG.544D

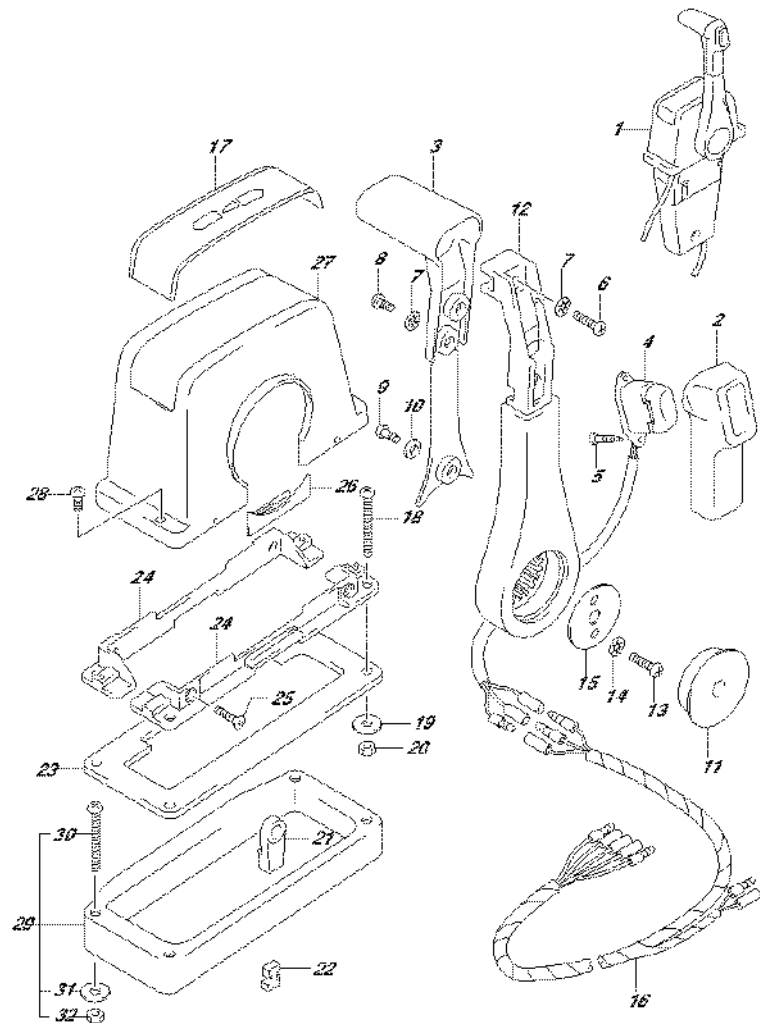
FIG.544D (2-I-13) OPT:REMOTE CONTROL ASSY SINGLE (1) (DF15A P03)



REF NO.	PART NO.	DESCRIPTION	Q'TY	REMARKS
1	67200-93J13	REMOTE CONTROL ASSY	1	PUSH
2	67261-93J00	.GRIP, NO.1	1	
3	67263-93J00	.GRIP, NO.2	1	
4	37850-93J10	.SWITCH ASSY, PTT	1	
5	67295-92E10	.SCREW	2	
6	67296-88D10	.SCREW	1	
7	67288-92E20	.WASHER	3	
8	67295-92E00	.SCREW	2	
9	67296-92E70	.SCREW	1	
10	67288-92E40	.WASHER	1	
11	67257-92E00	.CAP, LEVER	1	
12	67251-93J00	.LEVER, HANDLE	1	
13	67296-92E60	.SCREW	2	
14	67288-92E30	.WASHER	2	
15	67253-92E00	.WASHER	1	
16	36890-93J00	.WIRE HARNESS	1	
17	67281-93J00	.DECAL	1	
18	67296-92E30	.SCREW	4	
19	09160-05024	.WASHER (5.5X16X1.5)	4	
20	67287-92E00	.NUT	4	
21	67275-95600	.END, CABLE	2	
22	67273-95600	.SPACER	1	
23	67273-92E00	.GROMMET	1	
24	67274-92E00	.FLANGE	2	
25	67296-95610	.SCREW	4	
26	67271-92E00	.COVER	1	
27	67211-93J00	.COVER	1	
28	67296-92E70	.SCREW	2	
29	67500-93J00	KIT, REMOCON SPACER SINGLE	1	
30	09125-05135	.SCREW (5X65)	4	
31	09160-05029	.WASHER (5.5X12X0.8)	4	
32	09140-05005	.NUT	4	

FIG.544E

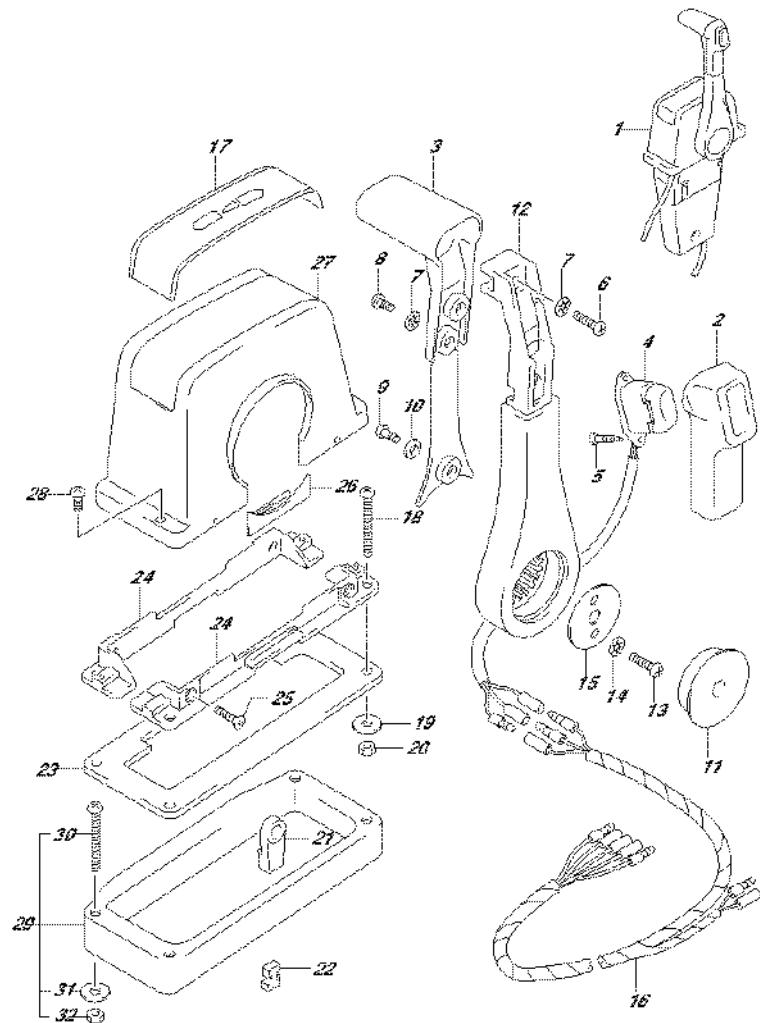
FIG.544E (2-I-14) OPT:REMOTE CONTROL ASSY SINGLE (1) (DF20A P03)



REF NO.	PART NO.	DESCRIPTION	Q'TY	REMARKS
1	67200-93J13	REMOTE CONTROL ASSY	1	PUSH
2	67261-93J00	.GRIP, NO.1	1	
3	67263-93J00	.GRIP, NO.2	1	
4	37850-93J10	.SWITCH ASSY, PTT	1	
5	67295-92E10	.SCREW	2	
6	67296-88D10	.SCREW	1	
7	67288-92E20	.WASHER	3	
8	67295-92E00	.SCREW	2	
9	67296-92E70	.SCREW	1	
10	67288-92E40	.WASHER	1	
11	67257-92E00	.CAP, LEVER	1	
12	67251-93J00	.LEVER, HANDLE	1	
13	67296-92E60	.SCREW	2	
14	67288-92E30	.WASHER	2	
15	67253-92E00	.WASHER	1	
16	36890-93J00	.WIRE HARNESS	1	
17	67281-93J00	.DECAL	1	
18	67296-92E30	.SCREW	4	
19	09160-05024	.WASHER (5.5X16X1.5)	4	
20	67287-92E00	.NUT	4	
21	67275-95600	.END, CABLE	2	
22	67273-95600	.SPACER	1	
23	67273-92E00	.GROMMET	1	
24	67274-92E00	.FLANGE	2	
25	67296-95610	.SCREW	4	
26	67271-92E00	.COVER	1	
27	67211-93J00	.COVER	1	
28	67296-92E70	.SCREW	2	
29	67500-93J00	KIT, REMOCON SPACER SINGLE	1	
30	09125-05135	.SCREW (5X65)	4	
31	09160-05029	.WASHER (5.5X12X0.8)	4	
32	09140-05005	.NUT	4	

FIG.544F

FIG.544F (2-I-15) OPT:REMOTE CONTROL ASSY SINGLE (1) (DF20AR P03)



REF NO.	PART NO.	DESCRIPTION	Q'TY	REMARKS
1	67200-93J13	REMOTE CONTROL ASSY	1	PUSH
2	67261-93J00	.GRIP, NO.1	1	
3	67263-93J00	.GRIP, NO.2	1	
4	37850-93J10	.SWITCH ASSY, PTT	1	
5	67295-92E10	.SCREW	2	
6	67296-88D10	.SCREW	1	
7	67288-92E20	.WASHER	3	
8	67295-92E00	.SCREW	2	
9	67296-92E70	.SCREW	1	
10	67288-92E40	.WASHER	1	
11	67257-92E00	.CAP, LEVER	1	
12	67251-93J00	.LEVER, HANDLE	1	
13	67296-92E60	.SCREW	2	
14	67288-92E30	.WASHER	2	
15	67253-92E00	.WASHER	1	
16	36890-93J00	.WIRE HARNESS	1	
17	67281-93J00	.DECAL	1	
18	67296-92E30	.SCREW	4	
19	09160-05024	.WASHER (5.5X16X1.5)	4	
20	67287-92E00	.NUT	4	
21	67275-95600	.END, CABLE	2	
22	67273-95600	.SPACER	1	
23	67273-92E00	.GROMMET	1	
24	67274-92E00	.FLANGE	2	
25	67296-95610	.SCREW	4	
26	67271-92E00	.COVER	1	
27	67211-93J00	.COVER	1	
28	67296-92E70	.SCREW	2	
29	67500-93J00	KIT, REMOCON SPACER SINGLE	1	
30	09125-05135	.SCREW (5X65)	4	
31	09160-05029	.WASHER (5.5X12X0.8)	4	
32	09140-05005	.NUT	4	

FIG.544G

FIG.544G (2-J-2) OPT:REMOTE CONTROL ASSY SINGLE (1) (DF20AT P03)

REF NO.	PART NO.	DESCRIPTION	Q'TY	REMARKS
1	67200-93J13	REMOTE CONTROL ASSY	1	PUSH
2	67261-93J00	.GRIP, NO.1	1	
3	67263-93J00	.GRIP, NO.2	1	
4	37850-93J10	.SWITCH ASSY, PTT	1	
5	67295-92E10	.SCREW	2	
6	67296-88D10	.SCREW	1	
7	67288-92E20	.WASHER	3	
8	67295-92E00	.SCREW	2	
9	67296-92E70	.SCREW	1	
10	67288-92E40	.WASHER	1	
11	67257-92E00	.CAP, LEVER	1	
12	67251-93J00	.LEVER, HANDLE	1	
13	67296-92E60	.SCREW	2	
14	67288-92E30	.WASHER	2	
15	67253-92E00	.WASHER	1	
16	36890-93J00	.WIRE HARNESS	1	
17	67281-93J00	.DECAL	1	
18	67296-92E30	.SCREW	4	
19	09160-05024	.WASHER (5.5X16X1.5)	4	
20	67287-92E00	.NUT	4	
21	67275-95600	.END, CABLE	2	
22	67273-95600	.SPACER	1	
23	67273-92E00	.GROMMET	1	
24	67274-92E00	.FLANGE	2	
25	67296-95610	.SCREW	4	
26	67271-92E00	.COVER	1	
27	67211-93J00	.COVER	1	
28	67296-92E70	.SCREW	2	
29	67500-93J00	KIT, REMOCON SPACER SINGLE	1	
30	09125-05135	.SCREW (5X65)	4	
31	09160-05029	.WASHER (5.5X12X0.8)	4	
32	09140-05005	.NUT	4	

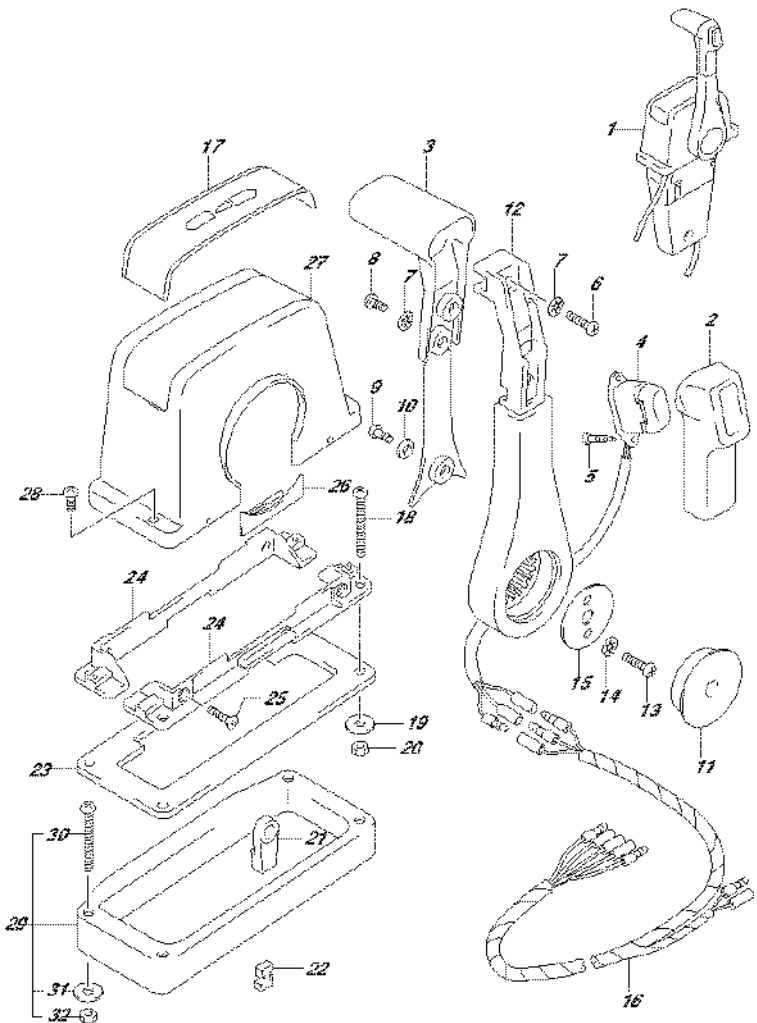


FIG.545A

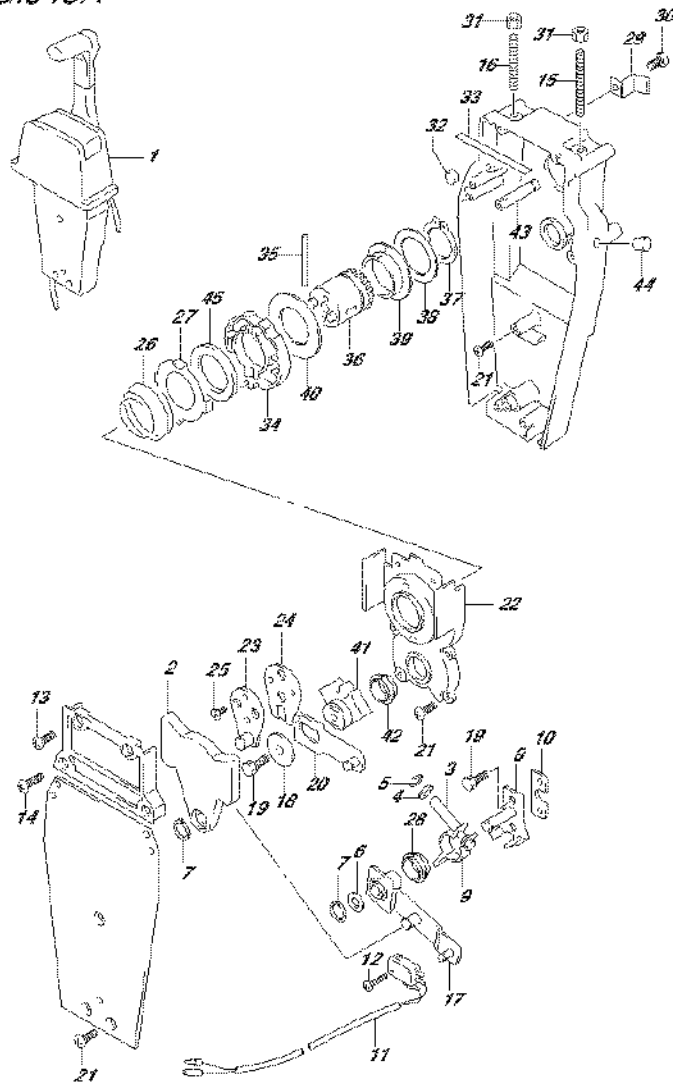


FIG.545A (2-J-3) OPT:REMOTE CONTROL ASSY SINGLE (2) (DF9.9B P03)

REF NO.	PART NO.	DESCRIPTION	Q'TY	REMARKS
1	67200-93J13	REMOTE CONTROL ASSY	1	PUSH
2	67222-92E00	.DUAL PLATE	1	
3	67223-92E00	.BRAKE ADJUST	1	
4	67288-92E00	.WASHER	1	
5	67292-94300	.E RING	4	
6	67288-92E10	.WASHER	1	
7	67291-92E00	.SNAP RING	2	
8	67221-92E00	.SHIFT ASSY	1	
9	67224-92E00	.BRAKE ARM ASSY	1	
10	67294-92E00	.SPACER	1	
11	37721-95500	.SWITCH ASSY, N/R	1	
12	67296-92E11	.SCREW (3X15)	2	
13	67296-88D10	.SCREW (5X16)	2	
14	67296-92E20	.SCREW (5X25)	2	
15	67226-92E00	.BOLT, STOPPER FRONT	1	
16	67226-92E10	.BOLT, STOPPER REAR	1	
17	67240-92E00	.ARM ASSY, THROTTLE	1	
18	67228-92E00	.WASHER	1	
19	67286-92E00	.BOLT (6X18)	3	
20	67230-92E00	.SHIFT ARM ASSY	1	
21	09125-05042	.SCREW (5X10)	9	
22	67234-92E00	.CASE, GEAR	1	
23	67245-92E00	.LEVER ASSY, THROTTLE	1	
24	67227-92E00	.STOPPER	1	
25	09126-06006	.SCREW (6X20)	2	
26	67233-92E00	.SPRING	1	
27	67235-92E00	.PLATE, SHIFT LOCK	1	
28	67232-95620	.BUSH	1	
29	67269-92E00	.BRACKET	1	
30	67296-88D10	.SCREW	1	
31	09140-06020	.NUT	2	
32	67236-92E00	.ROLLER	1	
33	67237-92E01	.SPRING	6	
34	67238-92E00	.GEAR, DRIVE	1	

FIG.545A

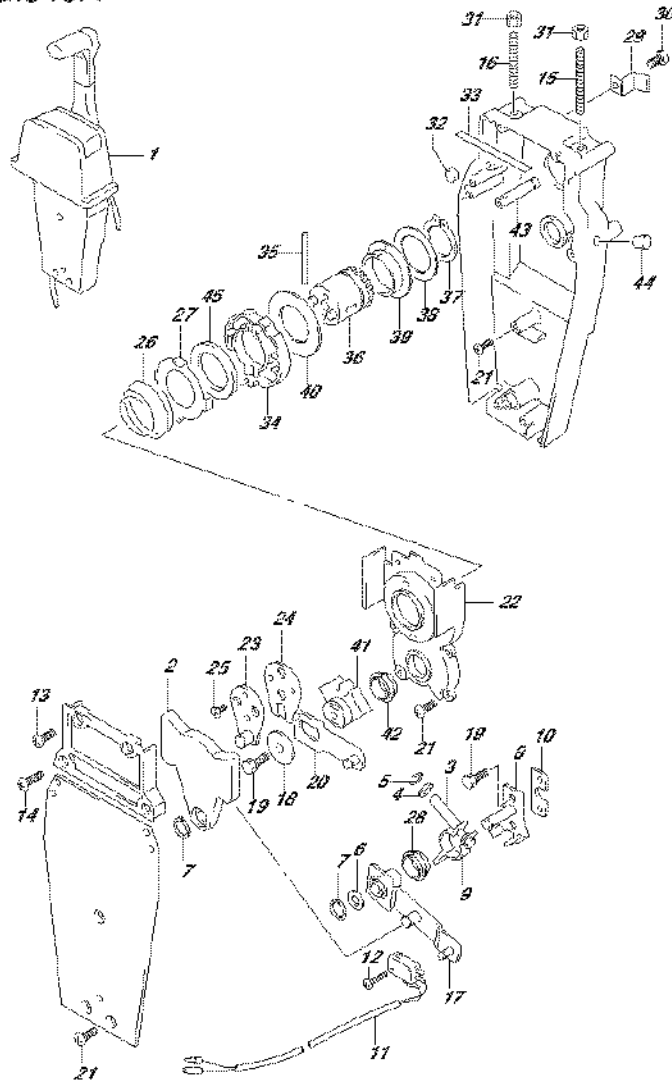


FIG.545A (2-J-4) OPT:REMOTE CONTROL ASSY SINGLE (2) (DF9.9B P03)

REF NO.	PART NO.	DESCRIPTION	Q'TY	REMARKS
35	67239-92E00	.PIN	1	
36	67246-92E00	.SHIFT, DRIVE	1	
37	67291-92E10	.SNAP RING	1	
38	67253-92E10	.WASHER	1	
39	67252-92E10	.BUSH	1	
40	67253-95600	.WASHER	1	
41	67231-92E00	.GEAR, SHIFT	1	
42	67232-95600	.BUSH	1	
43	67241-92E10	.ROD, FREE ACC	1	
44	67243-92E00	.CAP, HOLE	1	
45	67239-92E10	.PLATE, SHIFT PIN	1	

FIG.545B

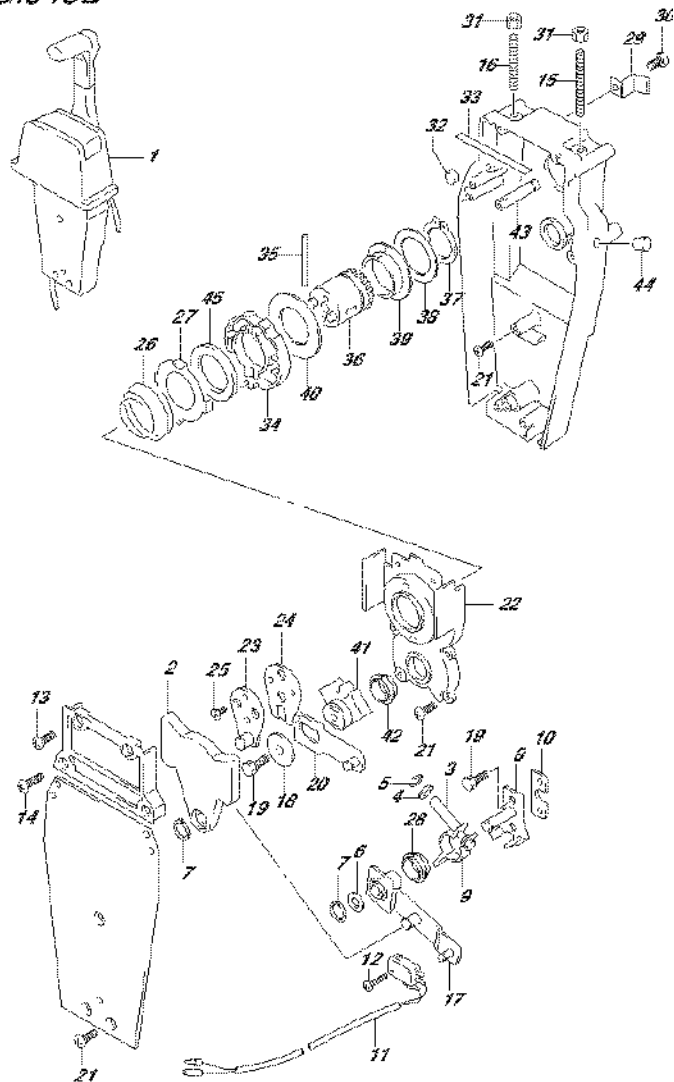


FIG.545B (2-J-5) OPT:REMOTE CONTROL ASSY SINGLE (2) (DF9.9BR P03)

REF NO.	PART NO.	DESCRIPTION	Q'TY	REMARKS
1	67200-93J13	REMOTE CONTROL ASSY	1	PUSH
2	67222-92E00	.DUAL PLATE	1	
3	67223-92E00	.BRAKE ADJUST	1	
4	67288-92E00	.WASHER	1	
5	67292-94300	.E RING	4	
6	67288-92E10	.WASHER	1	
7	67291-92E00	.SNAP RING	2	
8	67221-92E00	.SHIFT ASSY	1	
9	67224-92E00	.BRAKE ARM ASSY	1	
10	67294-92E00	.SPACER	1	
11	37721-95500	.SWITCH ASSY, N/R	1	
12	67296-92E11	.SCREW (3X15)	2	
13	67296-88D10	.SCREW (5X16)	2	
14	67296-92E20	.SCREW (5X25)	2	
15	67226-92E00	.BOLT, STOPPER FRONT	1	
16	67226-92E10	.BOLT, STOPPER REAR	1	
17	67240-92E00	.ARM ASSY, THROTTLE	1	
18	67228-92E00	.WASHER	1	
19	67286-92E00	.BOLT (6X18)	3	
20	67230-92E00	.SHIFT ARM ASSY	1	
21	09125-05042	.SCREW (5X10)	9	
22	67234-92E00	.CASE, GEAR	1	
23	67245-92E00	.LEVER ASSY, THROTTLE	1	
24	67227-92E00	.STOPPER	1	
25	09126-06006	.SCREW (6X20)	2	
26	67233-92E00	.SPRING	1	
27	67235-92E00	.PLATE, SHIFT LOCK	1	
28	67232-95620	.BUSH	1	
29	67269-92E00	.BRACKET	1	
30	67296-88D10	.SCREW	1	
31	09140-06020	.NUT	2	
32	67236-92E00	.ROLLER	1	
33	67237-92E01	.SPRING	6	
34	67238-92E00	.GEAR, DRIVE	1	

FIG.545B

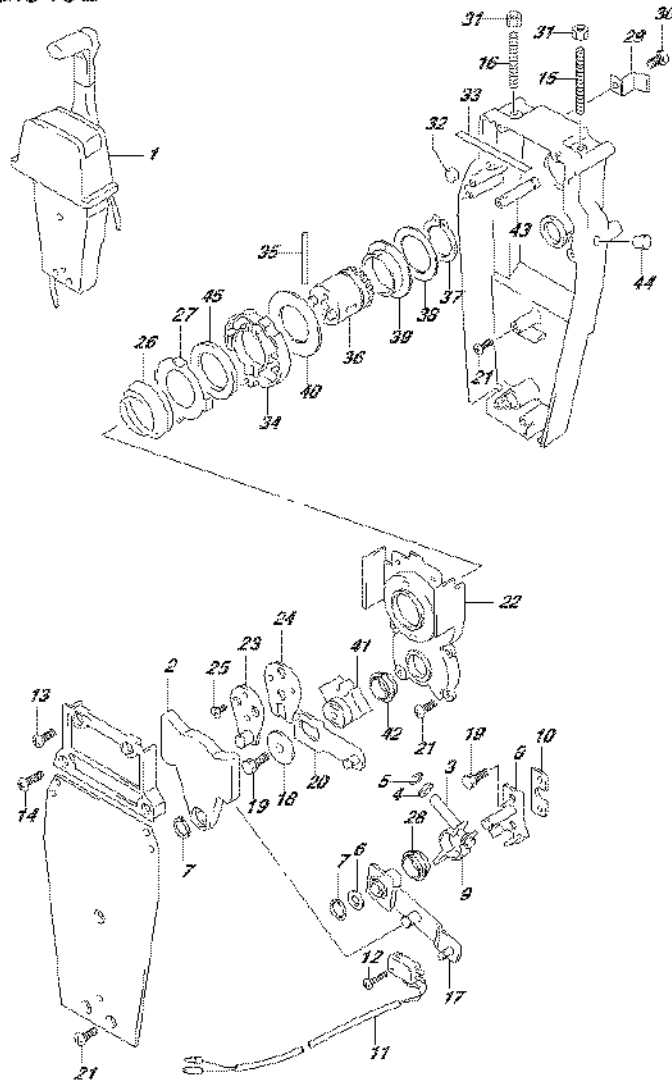


FIG.545B (2-J-6) OPT:REMOTE CONTROL ASSY SINGLE (2) (DF9.9BR P03)

REF NO.	PART NO.	DESCRIPTION	Q'TY	REMARKS
35	67239-92E00	.PIN	1	
36	67246-92E00	.SHIFT, DRIVE	1	
37	67291-92E10	.SNAP RING	1	
38	67253-92E10	.WASHER	1	
39	67252-92E10	.BUSH	1	
40	67253-95600	.WASHER	1	
41	67231-92E00	.GEAR, SHIFT	1	
42	67232-95600	.BUSH	1	
43	67241-92E10	.ROD, FREE ACC	1	
44	67243-92E00	.CAP, HOLE	1	
45	67239-92E10	.PLATE, SHIFT PIN	1	

FIG.545C

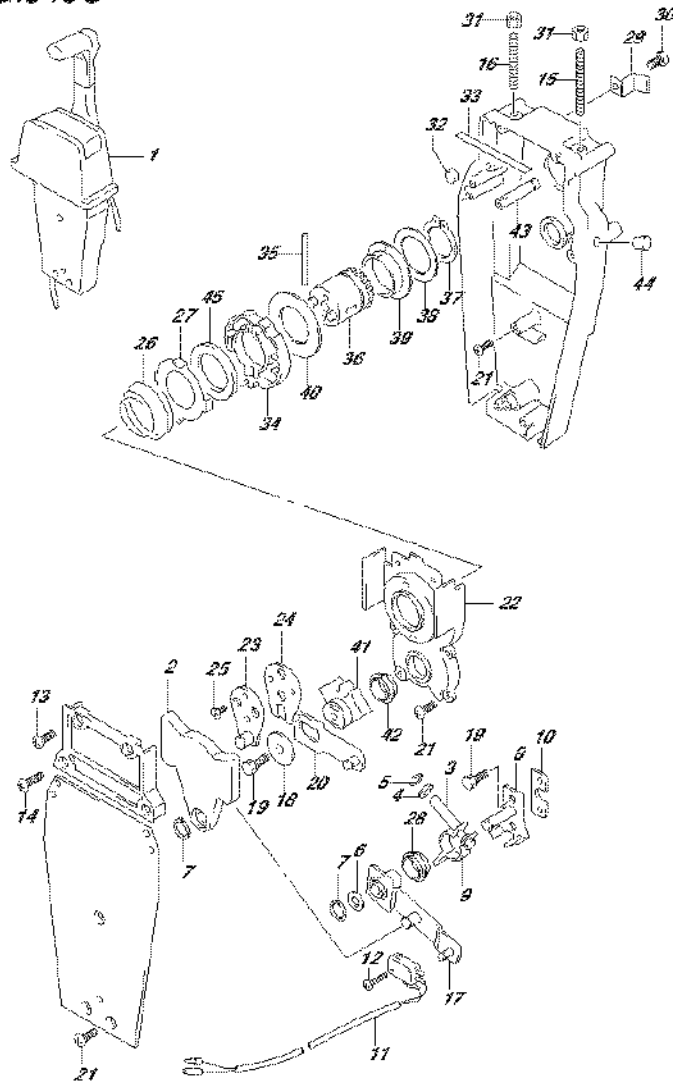


FIG.545C (2-J-7) OPT:REMOTE CONTROL ASSY SINGLE (2) (DF9.9BT P03)

REF NO.	PART NO.	DESCRIPTION	Q'TY	REMARKS
1	67200-93J13	REMOTE CONTROL ASSY	1	PUSH
2	67222-92E00	.DUAL PLATE	1	
3	67223-92E00	.BRAKE ADJUST	1	
4	67288-92E00	.WASHER	1	
5	67292-94300	.E RING	4	
6	67288-92E10	.WASHER	1	
7	67291-92E00	.SNAP RING	2	
8	67221-92E00	.SHIFT ASSY	1	
9	67224-92E00	.BRAKE ARM ASSY	1	
10	67294-92E00	.SPACER	1	
11	37721-95500	.SWITCH ASSY, N/R	1	
12	67296-92E11	.SCREW (3X15)	2	
13	67296-88D10	.SCREW (5X16)	2	
14	67296-92E20	.SCREW (5X25)	2	
15	67226-92E00	.BOLT, STOPPER FRONT	1	
16	67226-92E10	.BOLT, STOPPER REAR	1	
17	67240-92E00	.ARM ASSY, THROTTLE	1	
18	67228-92E00	.WASHER	1	
19	67286-92E00	.BOLT (6X18)	3	
20	67230-92E00	.SHIFT ARM ASSY	1	
21	09125-05042	.SCREW (5X10)	9	
22	67234-92E00	.CASE, GEAR	1	
23	67245-92E00	.LEVER ASSY, THROTTLE	1	
24	67227-92E00	.STOPPER	1	
25	09126-06006	.SCREW (6X20)	2	
26	67233-92E00	.SPRING	1	
27	67235-92E00	.PLATE, SHIFT LOCK	1	
28	67232-95620	.BUSH	1	
29	67269-92E00	.BRACKET	1	
30	67296-88D10	.SCREW	1	
31	09140-06020	.NUT	2	
32	67236-92E00	.ROLLER	1	
33	67237-92E01	.SPRING	6	
34	67238-92E00	.GEAR, DRIVE	1	

FIG.545C

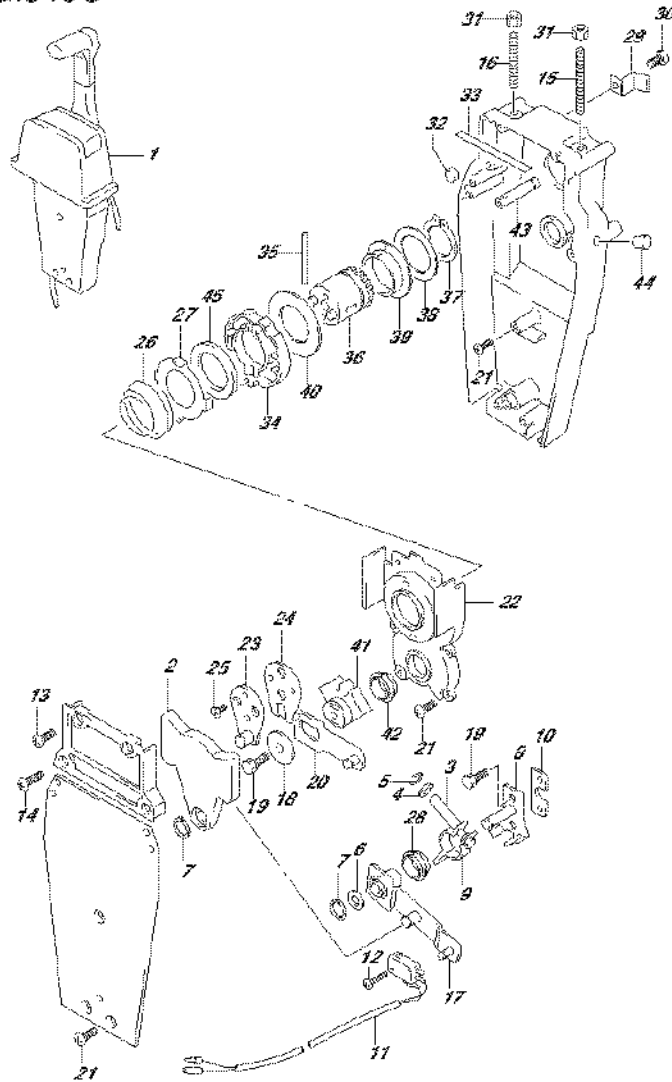


FIG.545C (2-J-8) OPT:REMOTE CONTROL ASSY SINGLE (2) (DF9.9BT P03)

REF NO.	PART NO.	DESCRIPTION	Q'TY	REMARKS
35	67239-92E00	.PIN	1	
36	67246-92E00	.SHIFT, DRIVE	1	
37	67291-92E10	.SNAP RING	1	
38	67253-92E10	.WASHER	1	
39	67252-92E10	.BUSH	1	
40	67253-95600	.WASHER	1	
41	67231-92E00	.GEAR, SHIFT	1	
42	67232-95600	.BUSH	1	
43	67241-92E10	.ROD, FREE ACC	1	
44	67243-92E00	.CAP, HOLE	1	
45	67239-92E10	.PLATE, SHIFT PIN	1	

FIG.545D

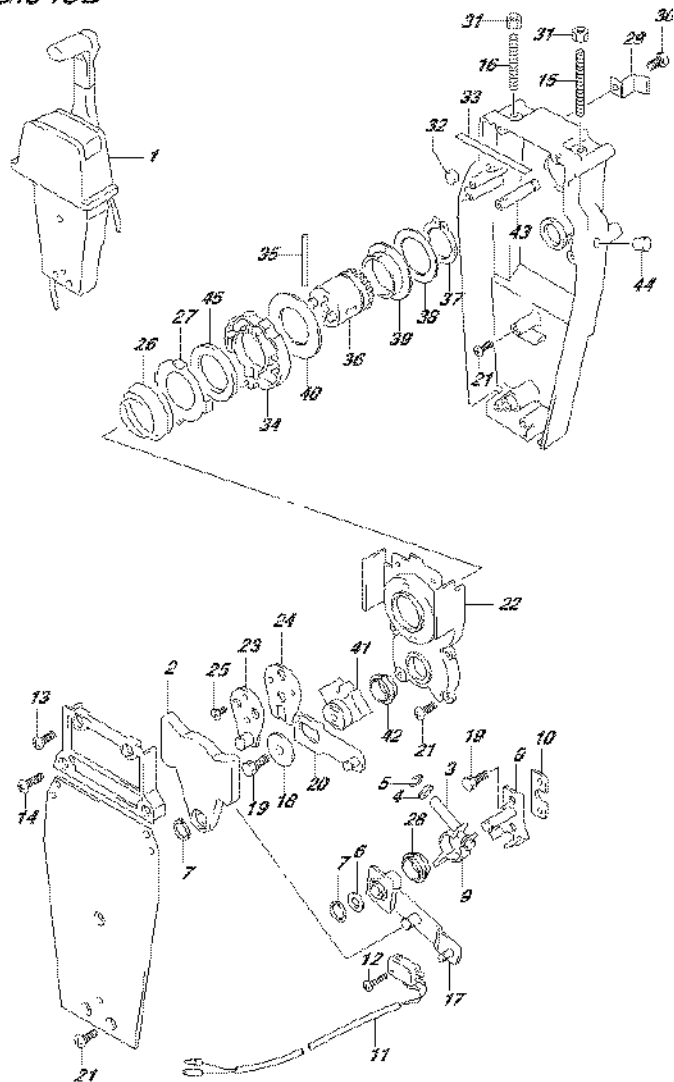


FIG.545D (2-J-9) OPT:REMOTE CONTROL ASSY SINGLE (2) (DF15A P03)

REF NO.	PART NO.	DESCRIPTION	Q'TY	REMARKS
1	67200-93J13	REMOTE CONTROL ASSY	1	PUSH
2	67222-92E00	.DUAL PLATE	1	
3	67223-92E00	.BRAKE ADJUST	1	
4	67288-92E00	.WASHER	1	
5	67292-94300	.E RING	4	
6	67288-92E10	.WASHER	1	
7	67291-92E00	.SNAP RING	2	
8	67221-92E00	.SHIFT ASSY	1	
9	67224-92E00	.BRAKE ARM ASSY	1	
10	67294-92E00	.SPACER	1	
11	37721-95500	.SWITCH ASSY, N/R	1	
12	67296-92E11	.SCREW (3X15)	2	
13	67296-88D10	.SCREW (5X16)	2	
14	67296-92E20	.SCREW (5X25)	2	
15	67226-92E00	.BOLT, STOPPER FRONT	1	
16	67226-92E10	.BOLT, STOPPER REAR	1	
17	67240-92E00	.ARM ASSY, THROTTLE	1	
18	67228-92E00	.WASHER	1	
19	67286-92E00	.BOLT (6X18)	3	
20	67230-92E00	.SHIFT ARM ASSY	1	
21	09125-05042	.SCREW (5X10)	9	
22	67234-92E00	.CASE, GEAR	1	
23	67245-92E00	.LEVER ASSY, THROTTLE	1	
24	67227-92E00	.STOPPER	1	
25	09126-06006	.SCREW (6X20)	2	
26	67233-92E00	.SPRING	1	
27	67235-92E00	.PLATE, SHIFT LOCK	1	
28	67232-95620	.BUSH	1	
29	67269-92E00	.BRACKET	1	
30	67296-88D10	.SCREW	1	
31	09140-06020	.NUT	2	
32	67236-92E00	.ROLLER	1	
33	67237-92E01	.SPRING	6	
34	67238-92E00	.GEAR, DRIVE	1	

FIG.545D

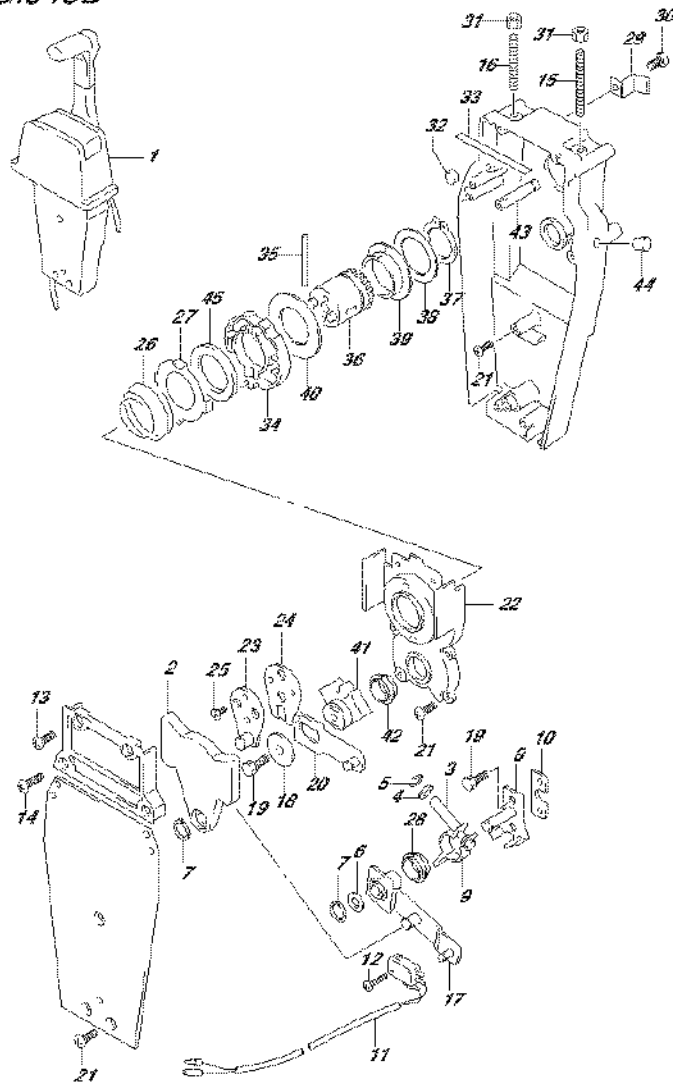


FIG.545D (2-J-10) OPT:REMOTE CONTROL ASSY SINGLE (2) (DF15A P03)

REF NO.	PART NO.	DESCRIPTION	Q'TY	REMARKS
35	67239-92E00	.PIN	1	
36	67246-92E00	.SHIFT, DRIVE	1	
37	67291-92E10	.SNAP RING	1	
38	67253-92E10	.WASHER	1	
39	67252-92E10	.BUSH	1	
40	67253-95600	.WASHER	1	
41	67231-92E00	.GEAR, SHIFT	1	
42	67232-95600	.BUSH	1	
43	67241-92E10	.ROD, FREE ACC	1	
44	67243-92E00	.CAP, HOLE	1	
45	67239-92E10	.PLATE, SHIFT PIN	1	

FIG.545E

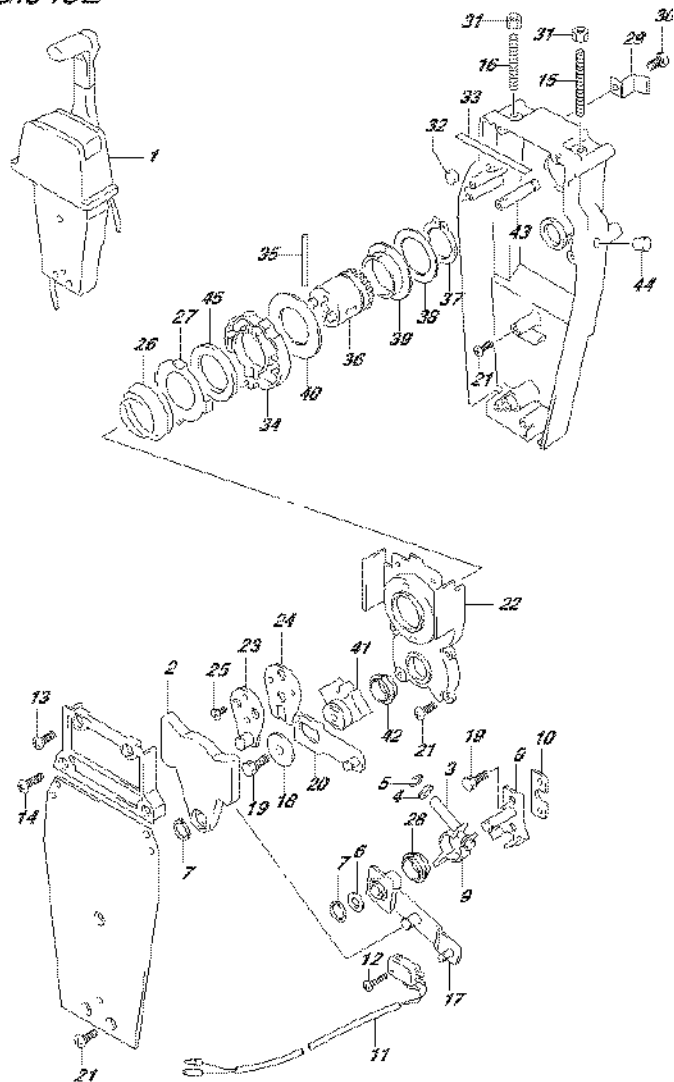


FIG.545E (2-J-11) OPT:REMOTE CONTROL ASSY SINGLE (2) (DF20A P03)

REF NO.	PART NO.	DESCRIPTION	Q'TY	REMARKS
1	67200-93J13	REMOTE CONTROL ASSY	1	PUSH
2	67222-92E00	.DUAL PLATE	1	
3	67223-92E00	.BRAKE ADJUST	1	
4	67288-92E00	.WASHER	1	
5	67292-94300	.E RING	4	
6	67288-92E10	.WASHER	1	
7	67291-92E00	.SNAP RING	2	
8	67221-92E00	.SHIFT ASSY	1	
9	67224-92E00	.BRAKE ARM ASSY	1	
10	67294-92E00	.SPACER	1	
11	37721-95500	.SWITCH ASSY, N/R	1	
12	67296-92E11	.SCREW (3X15)	2	
13	67296-88D10	.SCREW (5X16)	2	
14	67296-92E20	.SCREW (5X25)	2	
15	67226-92E00	.BOLT, STOPPER FRONT	1	
16	67226-92E10	.BOLT, STOPPER REAR	1	
17	67240-92E00	.ARM ASSY, THROTTLE	1	
18	67228-92E00	.WASHER	1	
19	67286-92E00	.BOLT (6X18)	3	
20	67230-92E00	.SHIFT ARM ASSY	1	
21	09125-05042	.SCREW (5X10)	9	
22	67234-92E00	.CASE, GEAR	1	
23	67245-92E00	.LEVER ASSY, THROTTLE	1	
24	67227-92E00	.STOPPER	1	
25	09126-06006	.SCREW (6X20)	2	
26	67233-92E00	.SPRING	1	
27	67235-92E00	.PLATE, SHIFT LOCK	1	
28	67232-95620	.BUSH	1	
29	67269-92E00	.BRACKET	1	
30	67296-88D10	.SCREW	1	
31	09140-06020	.NUT	2	
32	67236-92E00	.ROLLER	1	
33	67237-92E01	.SPRING	6	
34	67238-92E00	.GEAR, DRIVE	1	

FIG.545E

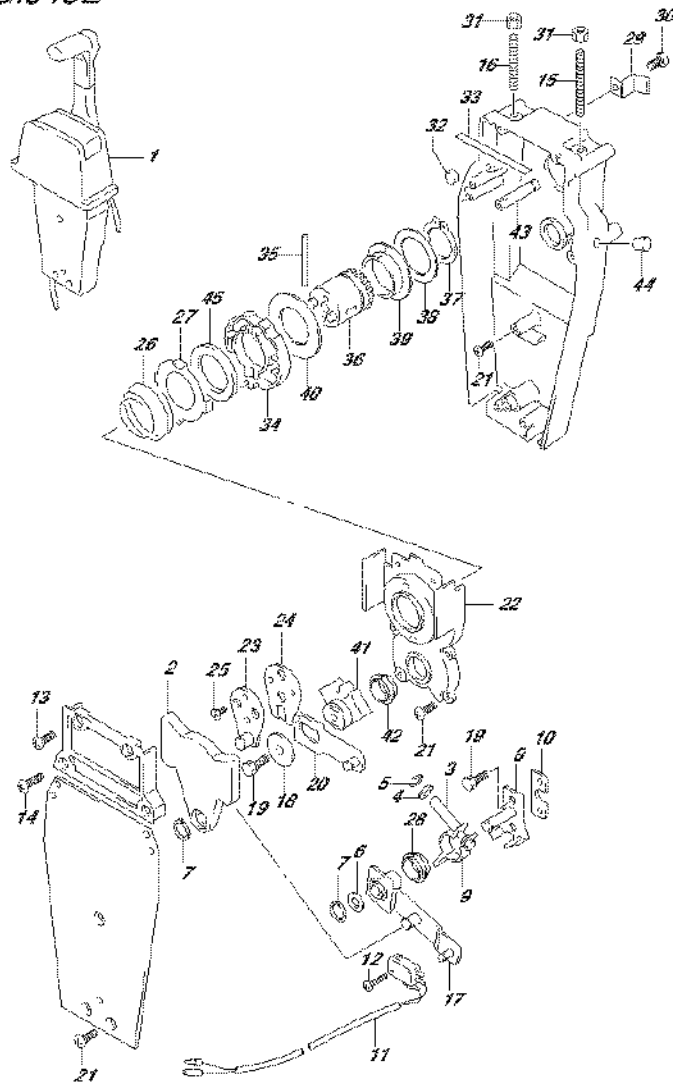


FIG.545E (2-J-12) OPT:REMOTE CONTROL ASSY SINGLE (2) (DF20A P03)

REF NO.	PART NO.	DESCRIPTION	Q'TY	REMARKS
35	67239-92E00	.PIN	1	
36	67246-92E00	.SHIFT, DRIVE	1	
37	67291-92E10	.SNAP RING	1	
38	67253-92E10	.WASHER	1	
39	67252-92E10	.BUSH	1	
40	67253-95600	.WASHER	1	
41	67231-92E00	.GEAR, SHIFT	1	
42	67232-95600	.BUSH	1	
43	67241-92E10	.ROD, FREE ACC	1	
44	67243-92E00	.CAP, HOLE	1	
45	67239-92E10	.PLATE, SHIFT PIN	1	

FIG.545F

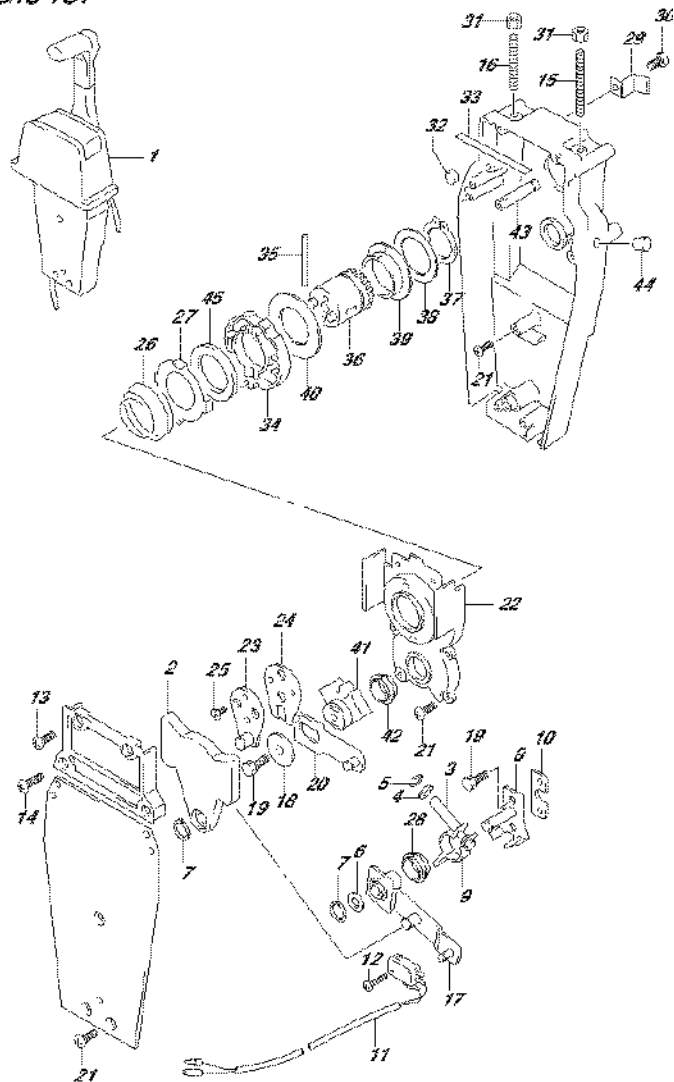


FIG.545F (2-J-13) OPT:REMOTE CONTROL ASSY SINGLE (2) (DF20AR P03)

REF NO.	PART NO.	DESCRIPTION	Q'TY	REMARKS
1	67200-93J13	REMOTE CONTROL ASSY	1	PUSH
2	67222-92E00	.DUAL PLATE	1	
3	67223-92E00	.BRAKE ADJUST	1	
4	67288-92E00	.WASHER	1	
5	67292-94300	.E RING	4	
6	67288-92E10	.WASHER	1	
7	67291-92E00	.SNAP RING	2	
8	67221-92E00	.SHIFT ASSY	1	
9	67224-92E00	.BRAKE ARM ASSY	1	
10	67294-92E00	.SPACER	1	
11	37721-95500	.SWITCH ASSY, N/R	1	
12	67296-92E11	.SCREW (3X15)	2	
13	67296-88D10	.SCREW (5X16)	2	
14	67296-92E20	.SCREW (5X25)	2	
15	67226-92E00	.BOLT, STOPPER FRONT	1	
16	67226-92E10	.BOLT, STOPPER REAR	1	
17	67240-92E00	.ARM ASSY, THROTTLE	1	
18	67228-92E00	.WASHER	1	
19	67286-92E00	.BOLT (6X18)	3	
20	67230-92E00	.SHIFT ARM ASSY	1	
21	09125-05042	.SCREW (5X10)	9	
22	67234-92E00	.CASE, GEAR	1	
23	67245-92E00	.LEVER ASSY, THROTTLE	1	
24	67227-92E00	.STOPPER	1	
25	09126-06006	.SCREW (6X20)	2	
26	67233-92E00	.SPRING	1	
27	67235-92E00	.PLATE, SHIFT LOCK	1	
28	67232-95620	.BUSH	1	
29	67269-92E00	.BRACKET	1	
30	67296-88D10	.SCREW	1	
31	09140-06020	.NUT	2	
32	67236-92E00	.ROLLER	1	
33	67237-92E01	.SPRING	6	
34	67238-92E00	.GEAR, DRIVE	1	

FIG.545F

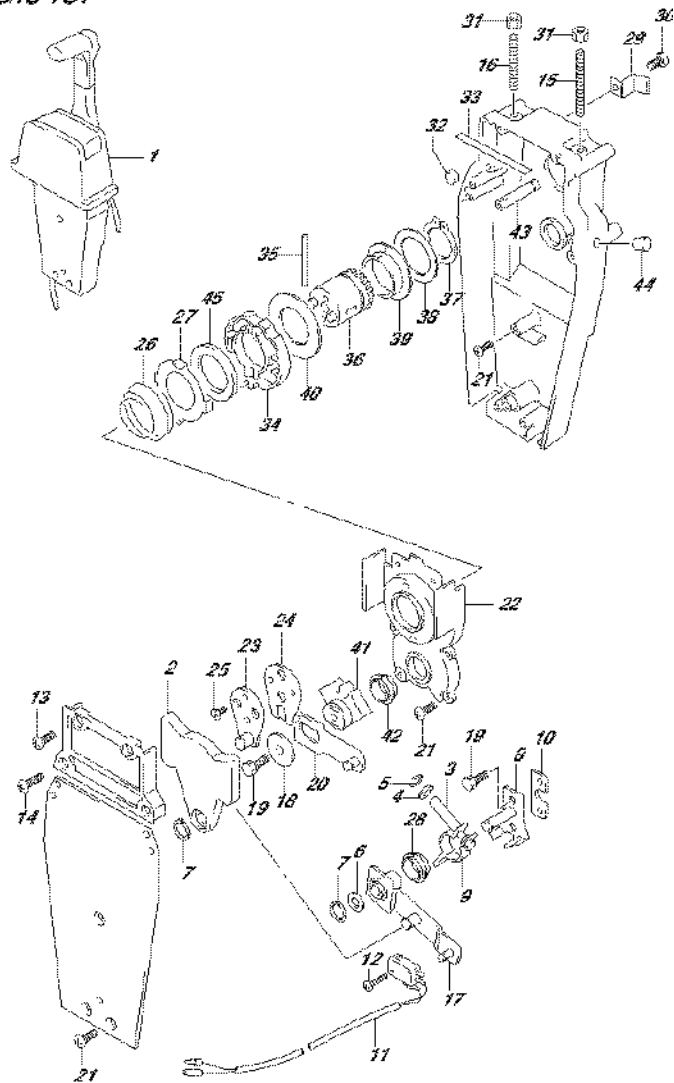


FIG.545F (2-J-14) OPT:REMOTE CONTROL ASSY SINGLE (2) (DF20AR P03)

REF NO.	PART NO.	DESCRIPTION	Q'TY	REMARKS
35	67239-92E00	.PIN	1	
36	67246-92E00	.SHIFT, DRIVE	1	
37	67291-92E10	.SNAP RING	1	
38	67253-92E10	.WASHER	1	
39	67252-92E10	.BUSH	1	
40	67253-95600	.WASHER	1	
41	67231-92E00	.GEAR, SHIFT	1	
42	67232-95600	.BUSH	1	
43	67241-92E10	.ROD, FREE ACC	1	
44	67243-92E00	.CAP, HOLE	1	
45	67239-92E10	.PLATE, SHIFT PIN	1	

FIG.545G

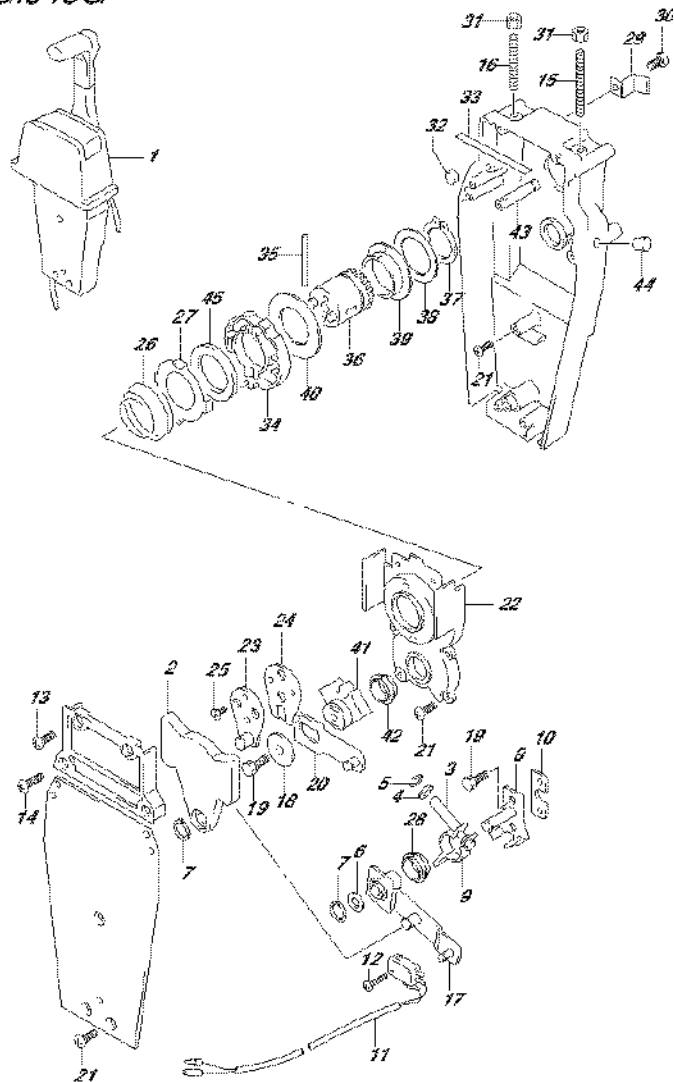


FIG.545G (2-J-15) OPT:REMOTE CONTROL ASSY SINGLE (2) (DF20AT P03)

REF NO.	PART NO.	DESCRIPTION	Q'TY	REMARKS
1	67200-93J13	REMOTE CONTROL ASSY	1	PUSH
2	67222-92E00	.DUAL PLATE	1	
3	67223-92E00	.BRAKE ADJUST	1	
4	67288-92E00	.WASHER	1	
5	67292-94300	.E RING	4	
6	67288-92E10	.WASHER	1	
7	67291-92E00	.SNAP RING	2	
8	67221-92E00	.SHIFT ASSY	1	
9	67224-92E00	.BRAKE ARM ASSY	1	
10	67294-92E00	.SPACER	1	
11	37721-95500	.SWITCH ASSY, N/R	1	
12	67296-92E11	.SCREW (3X15)	2	
13	67296-88D10	.SCREW (5X16)	2	
14	67296-92E20	.SCREW (5X25)	2	
15	67226-92E00	.BOLT, STOPPER FRONT	1	
16	67226-92E10	.BOLT, STOPPER REAR	1	
17	67240-92E00	.ARM ASSY, THROTTLE	1	
18	67228-92E00	.WASHER	1	
19	67286-92E00	.BOLT (6X18)	3	
20	67230-92E00	.SHIFT ARM ASSY	1	
21	09125-05042	.SCREW (5X10)	9	
22	67234-92E00	.CASE, GEAR	1	
23	67245-92E00	.LEVER ASSY, THROTTLE	1	
24	67227-92E00	.STOPPER	1	
25	09126-06006	.SCREW (6X20)	2	
26	67233-92E00	.SPRING	1	
27	67235-92E00	.PLATE, SHIFT LOCK	1	
28	67232-95620	.BUSH	1	
29	67269-92E00	.BRACKET	1	
30	67296-88D10	.SCREW	1	
31	09140-06020	.NUT	2	
32	67236-92E00	.ROLLER	1	
33	67237-92E01	.SPRING	6	
34	67238-92E00	.GEAR, DRIVE	1	

FIG.545G

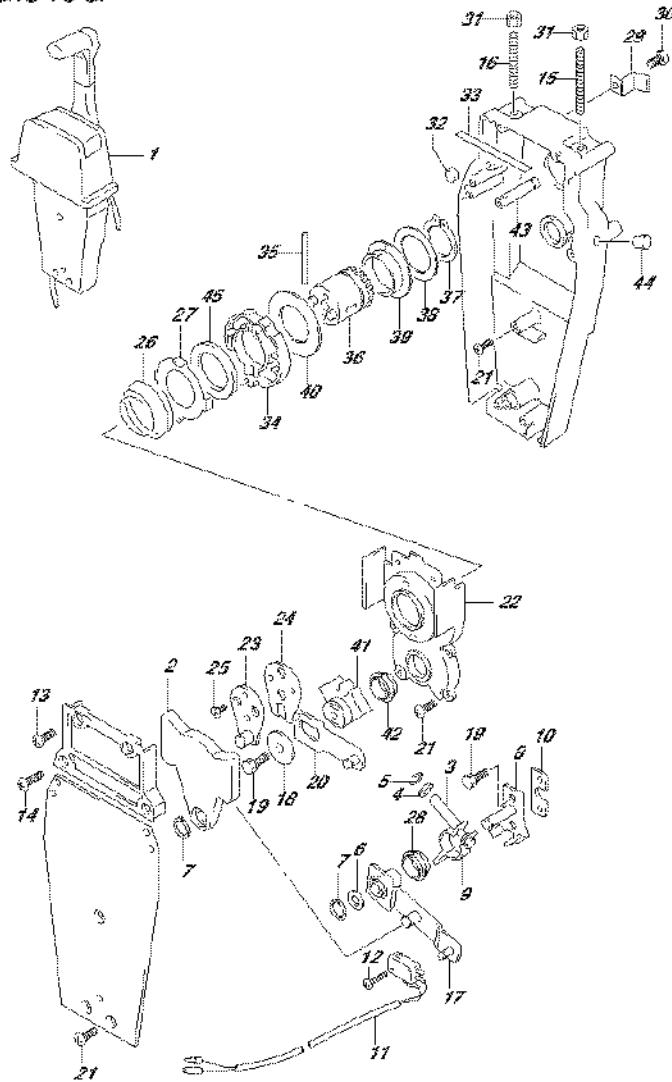


FIG.545G (2-K-2) OPT:REMOTE CONTROL ASSY SINGLE (2) (DF20AT P03)

REF NO.	PART NO.	DESCRIPTION	Q'TY	REMARKS
35	67239-92E00	.PIN	1	
36	67246-92E00	.SHIFT, DRIVE	1	
37	67291-92E10	.SNAP RING	1	
38	67253-92E10	.WASHER	1	
39	67252-92E10	.BUSH	1	
40	67253-95600	.WASHER	1	
41	67231-92E00	.GEAR, SHIFT	1	
42	67232-95600	.BUSH	1	
43	67241-92E10	.ROD, FREE ACC	1	
44	67243-92E00	.CAP, HOLE	1	
45	67239-92E10	.PLATE, SHIFT PIN	1	

FIG.546A

FIG.546A (2-K-3) OPT:REMOCON CABLE (ELECTRIC STARTER) (DF9.9B P03)

REF NO.	PART NO.	DESCRIPTION	Q'TY	REMARKS
1	36620-94J01	WIRE ASSY, REMOTE CONTROL	1	
2	09481-10501	.FUSE (10A)	1	
3	36990-87D00	TERMINAL & SLEEVE SET	1	

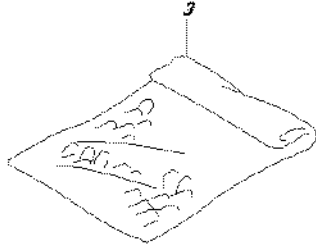
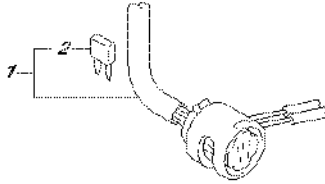


FIG.546B

FIG.546B (2-K-4) OPT:REMOCON CABLE (ELECTRIC STARTER) (DF9.9BTH PO

REF NO.	PART NO.	DESCRIPTION	Q'TY	REMARKS
1	36620-94J01	WIRE ASSY, REMOTE CONTROL	1	
2	09481-10501	.FUSE (10A)	1	
3	36990-87D00	TERMINAL & SLEEVE SET	1	

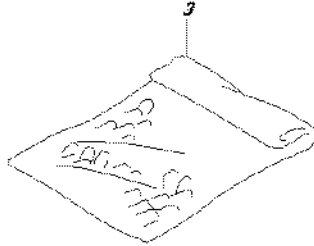
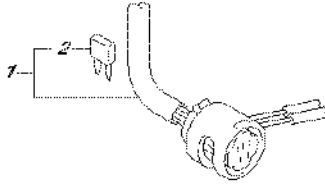


FIG.546C

FIG.546C (2-K-5) OPT:REMOCON CABLE (ELECTRIC STARTER) (DF15A P03)

REF NO.	PART NO.	DESCRIPTION	Q'TY	REMARKS
1	36620-94J01	WIRE ASSY, REMOTE CONTROL	1	
2	09481-10501	.FUSE (10A)	1	
3	36990-87D00	TERMINAL & SLEEVE SET	1	

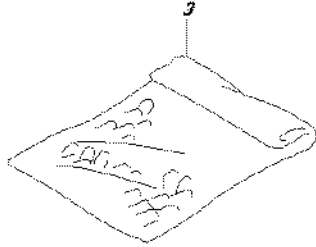
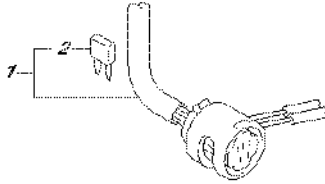


FIG.546D

FIG.546D (2-K-6) OPT:REMOCON CABLE (ELECTRIC STARTER) (DF15ATH P03

REF NO.	PART NO.	DESCRIPTION	Q'TY	REMARKS
1	36620-94J01	WIRE ASSY, REMOTE CONTROL	1	
2	09481-10501	.FUSE (10A)	1	
3	36990-87D00	TERMINAL & SLEEVE SET	1	

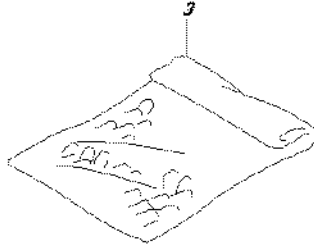
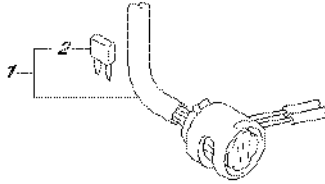


FIG.546E

FIG.546E (2-K-7) OPT:REMOCON CABLE (ELECTRIC STARTER) (DF20A P03)

REF NO.	PART NO.	DESCRIPTION	Q'TY	REMARKS
1	36620-94J01	WIRE ASSY, REMOTE CONTROL	1	
2	09481-10501	.FUSE (10A)	1	
3	36990-87D00	TERMINAL & SLEEVE SET	1	

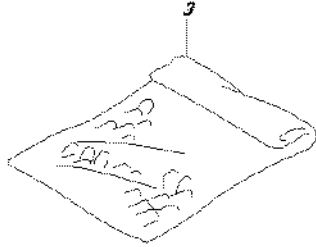
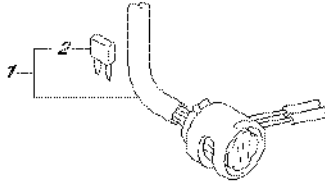


FIG.546F

FIG.546F (2-K-8) OPT:REMOCON CABLE (ELECTRIC STARTER) (DF20ATH P03)

REF NO.	PART NO.	DESCRIPTION	Q'TY	REMARKS
1	36620-94J01	WIRE ASSY, REMOTE CONTROL	1	
2	09481-10501	.FUSE (10A)	1	
3	36990-87D00	TERMINAL & SLEEVE SET	1	

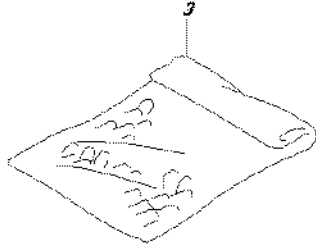
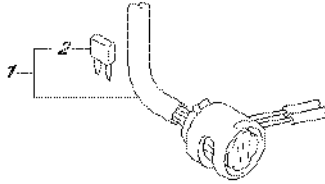


FIG.553A

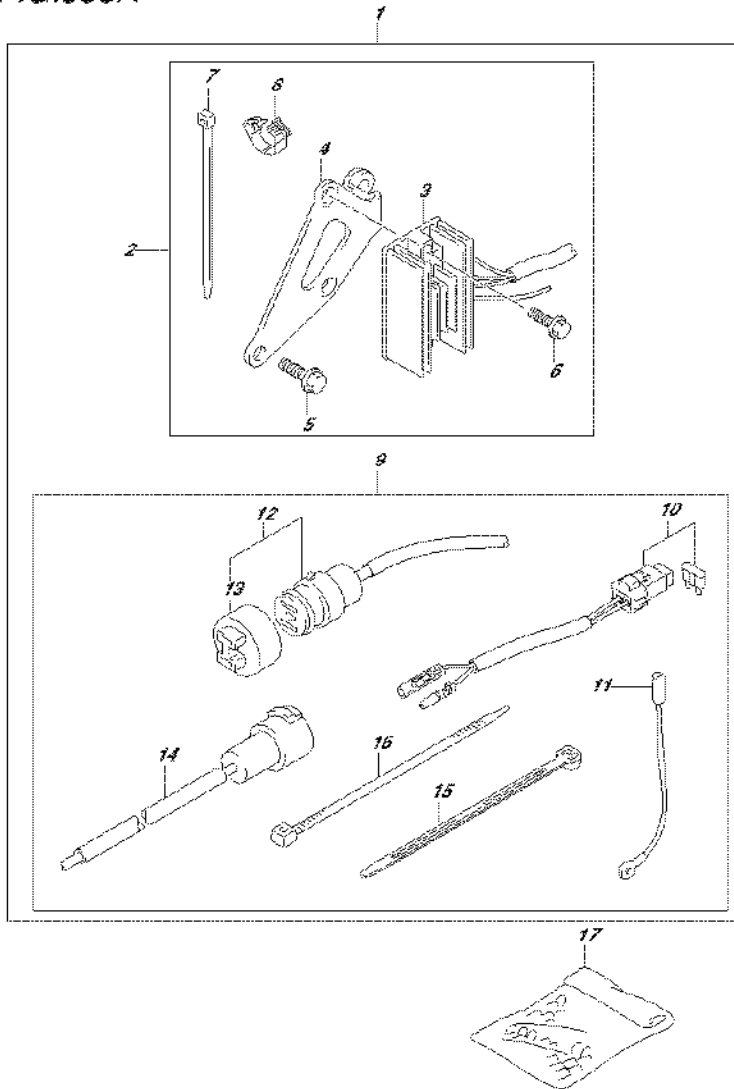


FIG.553A (2-K-9) OPT:ELECTRICAL (MANUAL STARTER) (DF9.9B P03)

REF NO.	PART NO.	DESCRIPTION	Q'TY	REMARKS
1	32000-89L00	KIT,BATTERY CHARGING	1	
2	32801-89L00	..RECTIFIER & REGULATOR SET	1	
3	32800-94J11	..RECTIFIER/REGULATOR ASSY	1	
4	32815-89L10	..BRACKET, RECTIFIER	1	
5	01550-08207	..BOLT	2	
6	01550-06207	..BOLT	2	
7	09407-14407	..CLAMP (L:145)	3	
8	09408-00184	..CLAMP	1	
9	39600-89L00	..RECEPTACLE SET	1	
10	36740-94J00	..CASE ASSY, FUSE	1	
11	37801-98300	..LEAD RECEPTACLE GROUND	1	
12	39601-95D00	..RECEPTACLE ASSY, LIGHTING	1	
13	36634-93910	...CAP	1	
14	39602-93900	..PLUG, RECEPTACLE	1	
15	09407-14403	..CLAMP (L:125)	2	
16	09407-14407	..CLAMP (L:145)	3	
17	36990-87D00	TERMINAL & SLEEVE SET	1	

FIG.553B

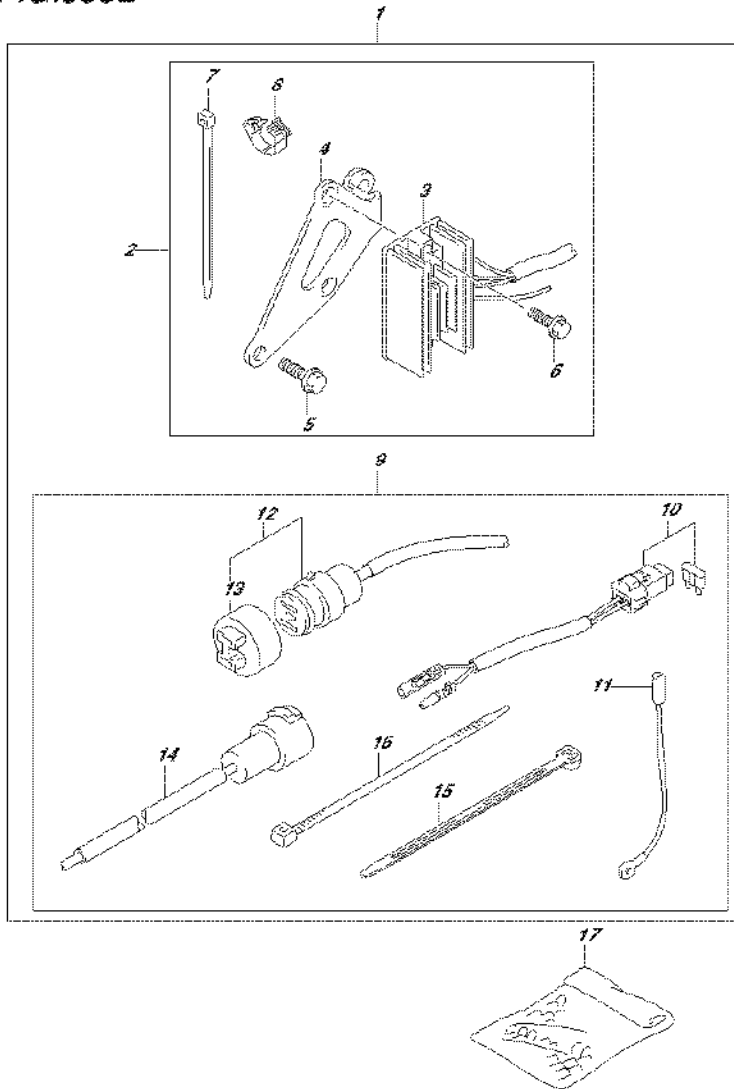


FIG.553B (2-K-10) OPT:ELECTRICAL (MANUAL STARTER) (DF15A P03)

REF NO.	PART NO.	DESCRIPTION	Q'TY	REMARKS
1	32000-89L00	KIT,BATTERY CHARGING	1	
2	32801-89L00	..RECTIFIER & REGULATOR SET	1	
3	32800-94J11	..RECTIFIER/REGULATOR ASSY	1	
4	32815-89L10	..BRACKET, RECTIFIER	1	
5	01550-08207	..BOLT	2	
6	01550-06207	..BOLT	2	
7	09407-14407	..CLAMP (L:145)	3	
8	09408-00184	..CLAMP	1	
9	39600-89L00	..RECEPTACLE SET	1	
10	36740-94J00	..CASE ASSY, FUSE	1	
11	37801-98300	..LEAD RECEPTACLE GROUND	1	
12	39601-95D00	..RECEPTACLE ASSY, LIGHTING	1	
13	36634-93910	...CAP	1	
14	39602-93900	..PLUG, RECEPTACLE	1	
15	09407-14403	..CLAMP (L:125)	2	
16	09407-14407	..CLAMP (L:145)	3	
17	36990-87D00	TERMINAL & SLEEVE SET	1	

FIG.553C

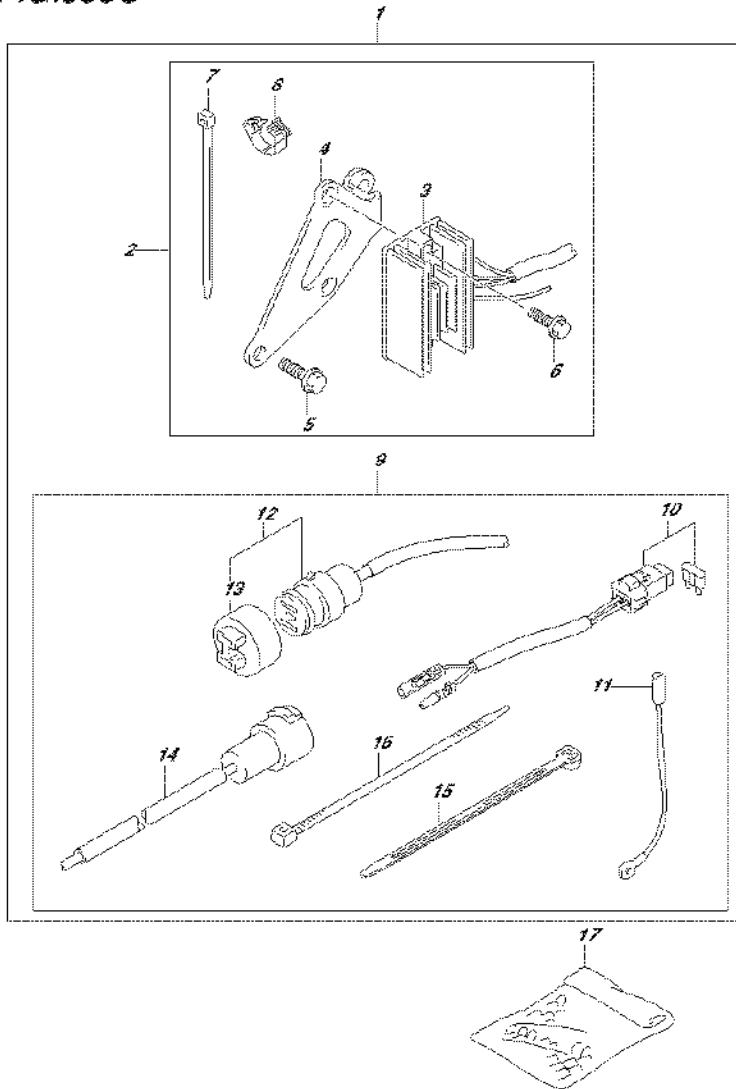


FIG.553C (2-K-11) OPT:ELECTRICAL (MANUAL STARTER) (DF20A P03)

REF NO.	PART NO.	DESCRIPTION	Q'TY	REMARKS
1	32000-89L00	KIT,BATTERY CHARGING	1	
2	32801-89L00	..RECTIFIER & REGULATOR SET	1	
3	32800-94J11	..RECTIFIER/REGULATOR ASSY	1	
4	32815-89L10	..BRACKET, RECTIFIER	1	
5	01550-08207	..BOLT	2	
6	01550-06207	..BOLT	2	
7	09407-14407	..CLAMP (L:145)	3	
8	09408-00184	..CLAMP	1	
9	39600-89L00	..RECEPTACLE SET	1	
10	36740-94J00	..CASE ASSY, FUSE	1	
11	37801-98300	..LEAD RECEPTACLE GROUND	1	
12	39601-95D00	..RECEPTACLE ASSY, LIGHTING	1	
13	36634-93910	...CAP	1	
14	39602-93900	..PLUG, RECEPTACLE	1	
15	09407-14403	..CLAMP (L:125)	2	
16	09407-14407	..CLAMP (L:145)	3	
17	36990-87D00	TERMINAL & SLEEVE SET	1	

FIG.561A

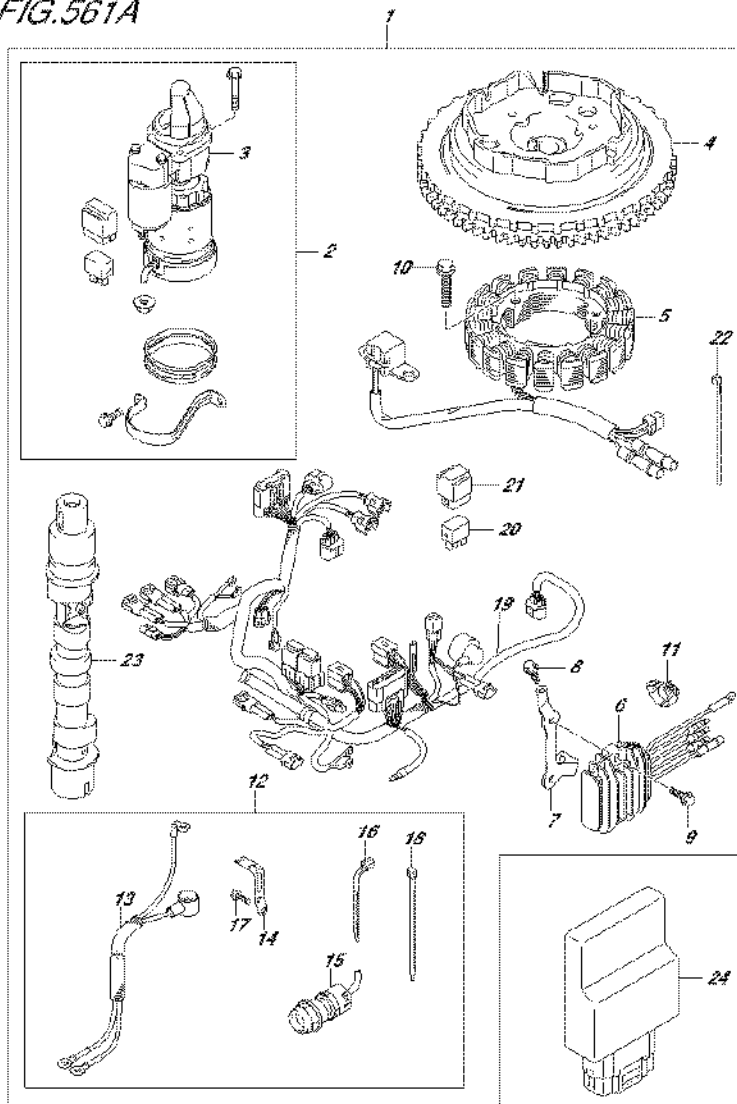


FIG.561A (2-K-12) OPT:STARTING MOTOR (MANUAL STARTER) (DF9.9B P03)

REF NO.	PART NO.	DESCRIPTION	Q'TY	REMARKS
1	31000-89L04	STARTER SET, ELECTRIC	1	
2	31101-89L00	.MOTOR SET, STARTING	1	
3	31100-94J22	..MOTOR ASSY, STARTING	1	
4	32102-89L00	.FLYWHEEL, MAGNETO	1	
5	32120-89L00	.COIL, STATOR & PULSER	1	
6	32800-89L00	.RECTIFIER/REGULATOR ASSY	1	
7	32815-89L00	.BRACKET, RECTIFIER	1	
8	01550-06167	.BOLT	1	
9	01550-06207	.BOLT	2	
10	01547-0625A	.BOLT	3	
11	09408-00184	.CLAMP	1	
12	33800-89L01	.CABLE SET, STARTER	1	
13	33810-89L02	..CABLE, STARTER	1	
14	36617-89L10	..BRACKET, HARNESS	1	
15	37161-89L01	..SWITCH ASSY, STARTER	1	
16	09407-14403	..CLAMP (L:125)	1	
17	01547-06167	..BOLT	2	
18	09407-14407	..CLAMP (L:145)	1	
19	36610-89L04	.HARNESS ASSY, WIRING	1	
20	38860-76F01	.RELAY ASSY	1	
21	38915-90J00	.HOLDER, RELAY	1	
22	09407-14407	.CLAMP (L:145)	11	
23	12700-89L21	.CAMSHAFT ASSY	1	
24	33920-89LC0	UNIT, ENGINE CONTROL	1	

FIG.561B

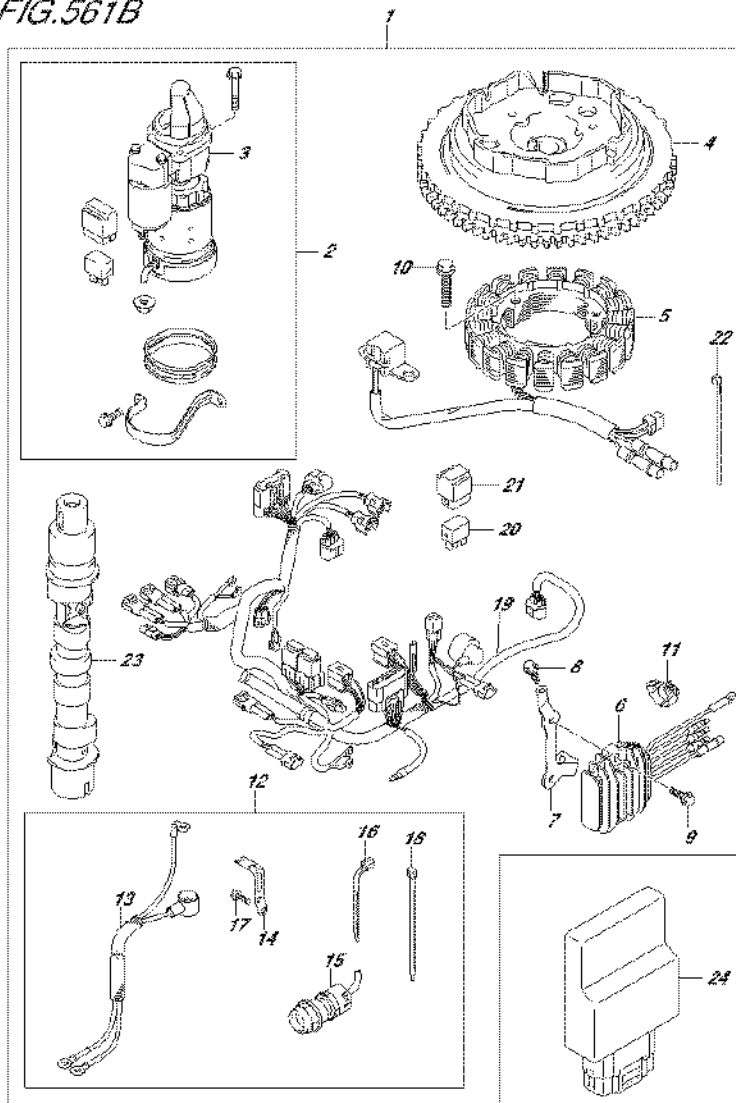


FIG.561B (2-K-13) OPT:STARTING MOTOR (MANUAL STARTER) (DF15A P03)

REF NO.	PART NO.	DESCRIPTION	Q'TY	REMARKS
1	31000-89L04	STARTER SET, ELECTRIC	1	
2	31101-89L00	.MOTOR SET, STARTING	1	
3	31100-94J22	..MOTOR ASSY, STARTING	1	
4	32102-89L00	.FLYWHEEL, MAGNETO	1	
5	32120-89L00	.COIL, STATOR & PULSER	1	
6	32800-89L00	.RECTIFIER/REGULATOR ASSY	1	
7	32815-89L00	.BRACKET, RECTIFIER	1	
8	01550-06167	.BOLT	1	
9	01550-06207	.BOLT	2	
10	01547-0625A	.BOLT	3	
11	09408-00184	.CLAMP	1	
12	33800-89L01	.CABLE SET, STARTER	1	
13	33810-89L02	..CABLE, STARTER	1	
14	36617-89L10	..BRACKET, HARNESS	1	
15	37161-89L01	..SWITCH ASSY, STARTER	1	
16	09407-14403	..CLAMP (L:125)	1	
17	01547-06167	..BOLT	2	
18	09407-14407	..CLAMP (L:145)	1	
19	36610-89L04	.HARNESS ASSY, WIRING	1	
20	38860-76F01	.RELAY ASSY	1	
21	38915-90J00	.HOLDER, RELAY	1	
22	09407-14407	.CLAMP (L:145)	11	
23	12700-89L21	.CAMSHAFT ASSY	1	
24	33920-89L80	UNIT, ENGINE CONTROL	1	

FIG.561C

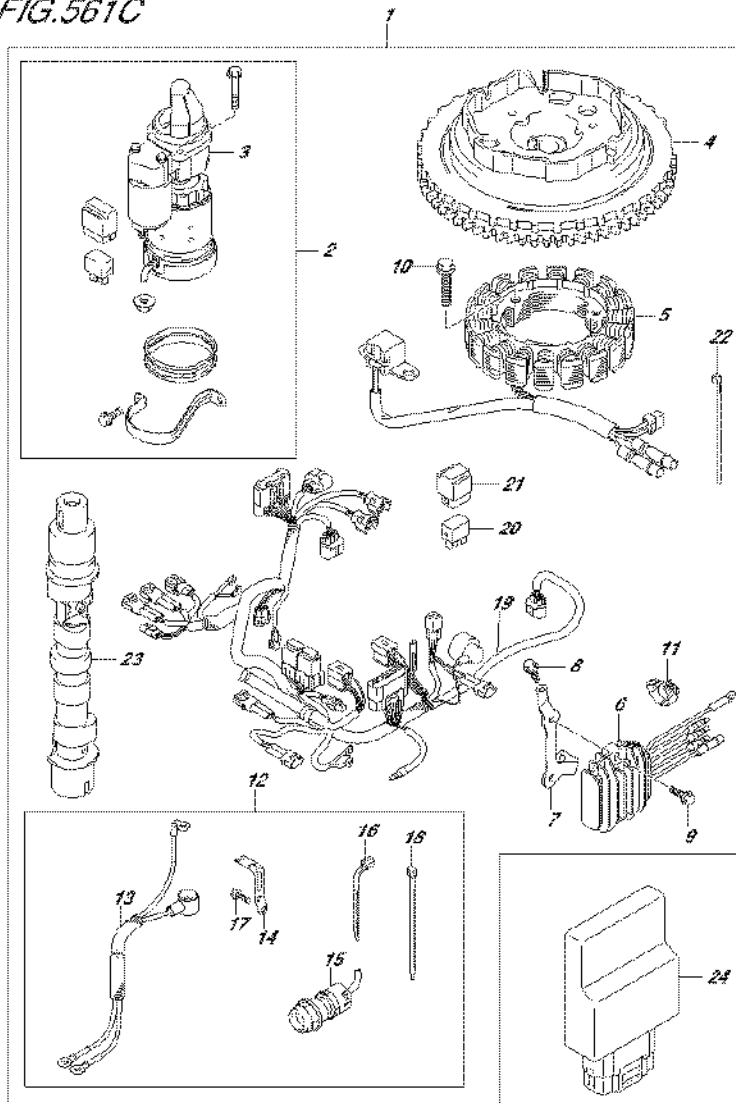


FIG.561C (2-K-14) OPT:STARTING MOTOR (MANUAL STARTER) (DF20A P03)

REF NO.	PART NO.	DESCRIPTION	Q'TY	REMARKS
1	31000-89L04	STARTER SET, ELECTRIC	1	
2	31101-89L00	.MOTOR SET, STARTING	1	
3	31100-94J22	..MOTOR ASSY, STARTING	1	
4	32102-89L00	.FLYWHEEL, MAGNETO	1	
5	32120-89L00	.COIL, STATOR & PULSER	1	
6	32800-89L00	.RECTIFIER/REGULATOR ASSY	1	
7	32815-89L00	.BRACKET, RECTIFIER	1	
8	01550-06167	.BOLT	1	
9	01550-06207	.BOLT	2	
10	01547-0625A	.BOLT	3	
11	09408-00184	.CLAMP	1	
12	33800-89L01	.CABLE SET, STARTER	1	
13	33810-89L02	..CABLE, STARTER	1	
14	36617-89L10	..BRACKET, HARNESS	1	
15	37161-89L01	..SWITCH ASSY, STARTER	1	
16	09407-14403	..CLAMP (L:125)	1	
17	01547-06167	..BOLT	2	
18	09407-14407	..CLAMP (L:145)	1	
19	36610-89L04	.HARNESS ASSY, WIRING	1	
20	38860-76F01	.RELAY ASSY	1	
21	38915-90J00	.HOLDER, RELAY	1	
22	09407-14407	.CLAMP (L:145)	11	
23	12700-89L21	.CAMSHAFT ASSY	1	
24	33920-89LA0	UNIT, ENGINE CONTROL	1	

FIG.575A

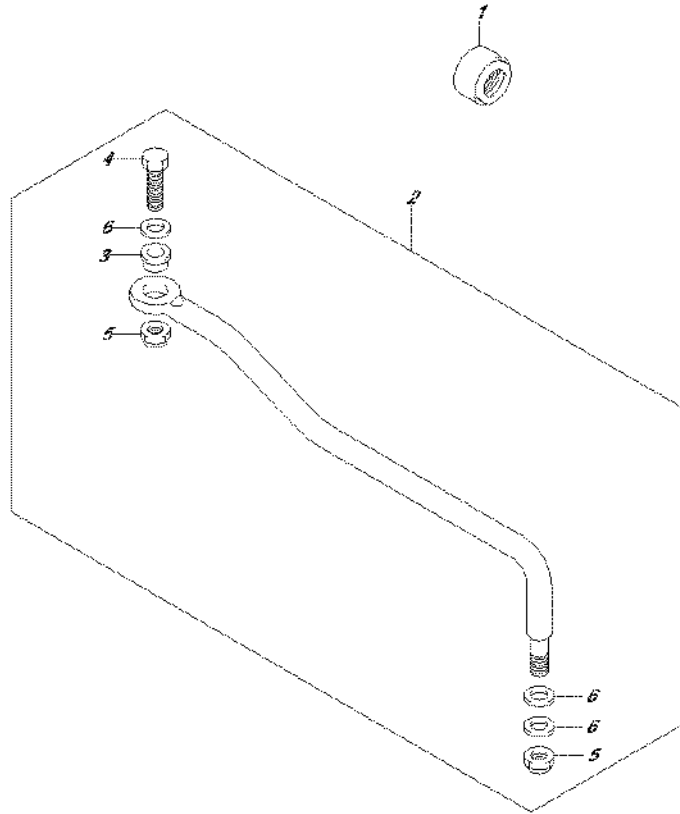


FIG.575A (2-K-15) OPT:DRAG LINK (DF9.9B P03)

REF NO.	PART NO.	DESCRIPTION	Q'TY	REMARKS
1	41161-94400	SEAL, STEERING CABLE	1	
2	67701-99J02	LINK ASSY, DRAG	1	
3	67721-93E10	.SPACER	1	
4	67725-96J00	.BOLT	1	
5	67726-99E00	.NUT	2	
6	67728-99E00	.WASHER	4	



FIG.575B

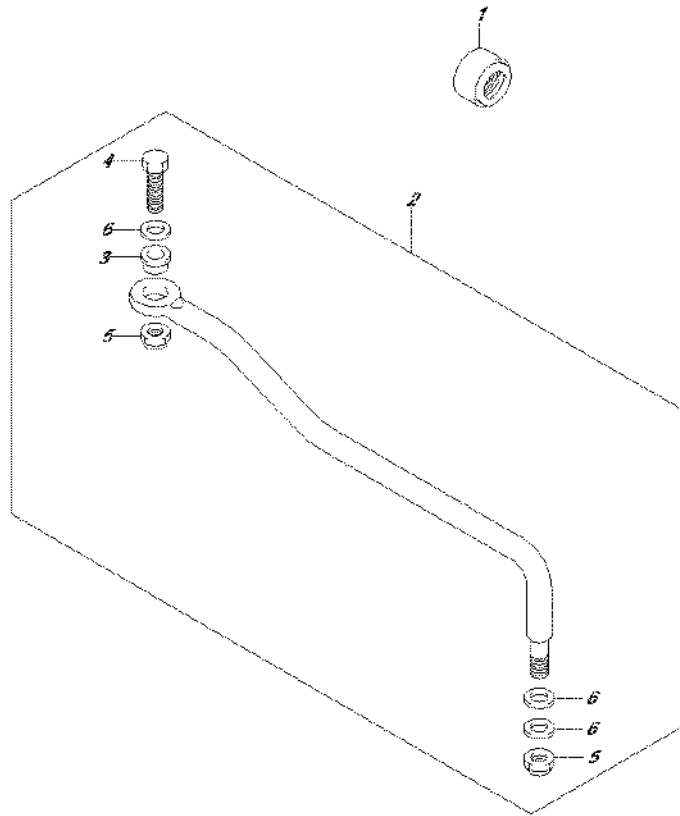


FIG.575B (2-L-2) OPT:DRAG LINK (DF15A P03)

REF NO.	PART NO.	DESCRIPTION	Q'TY	REMARKS
1	41161-94400	SEAL, STEERING CABLE	1	
2	67701-99J02	LINK ASSY, DRAG	1	
3	67721-93E10	.SPACER	1	
4	67725-96J00	.BOLT	1	
5	67726-99E00	.NUT	2	
6	67728-99E00	.WASHER	4	



FIG.575C

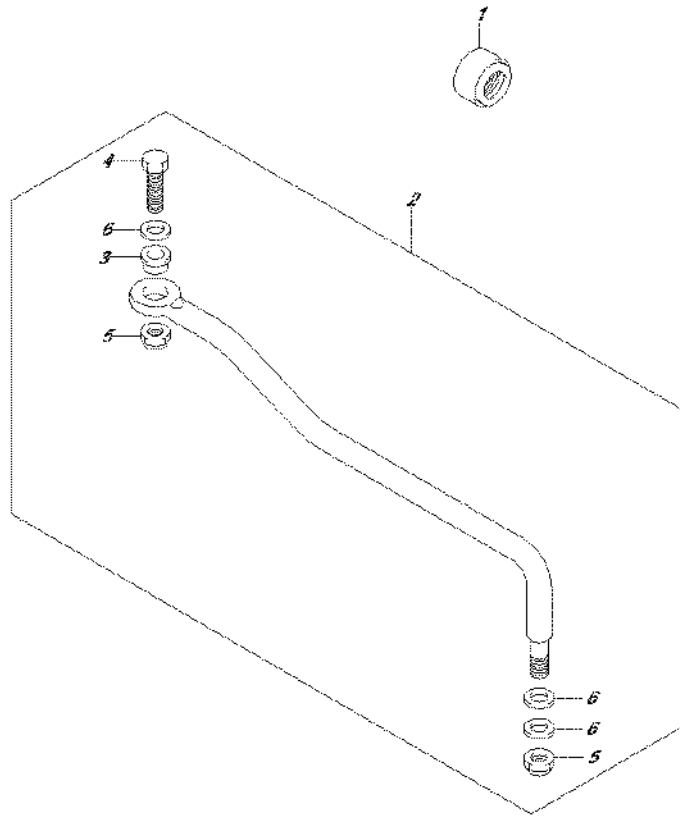


FIG.575C (2-L-3) OPT:DRAG LINK (DF20A P03)

REF NO.	PART NO.	DESCRIPTION	Q'TY	REMARKS
1	41161-94400	SEAL, STEERING CABLE	1	
2	67701-99J02	LINK ASSY, DRAG	1	
3	67721-93E10	.SPACER	1	
4	67725-96J00	.BOLT	1	
5	67726-99E00	.NUT	2	
6	67728-99E00	.WASHER	4	



FIG.583A

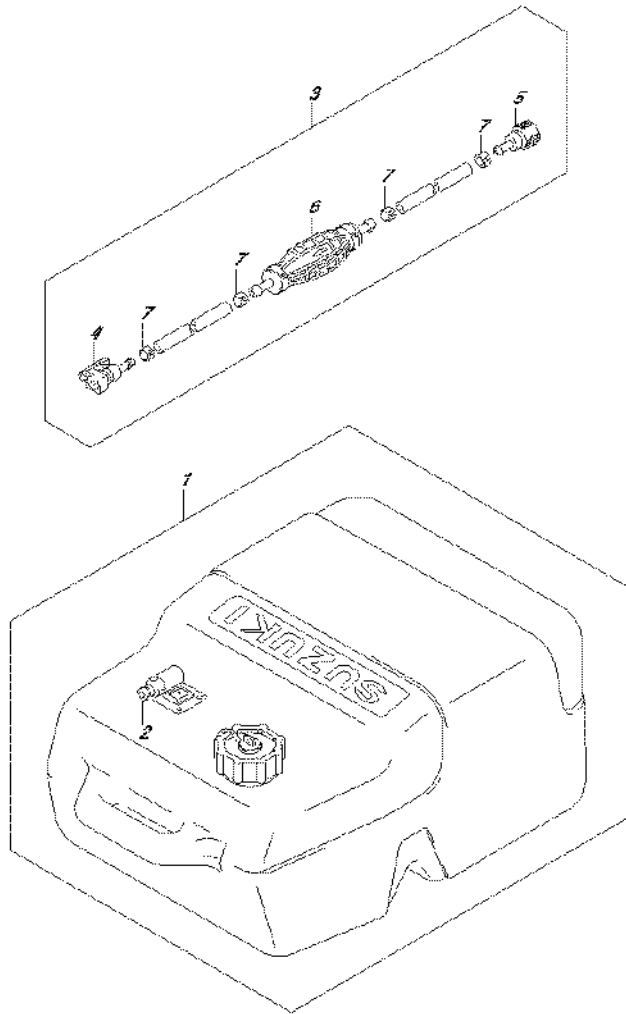
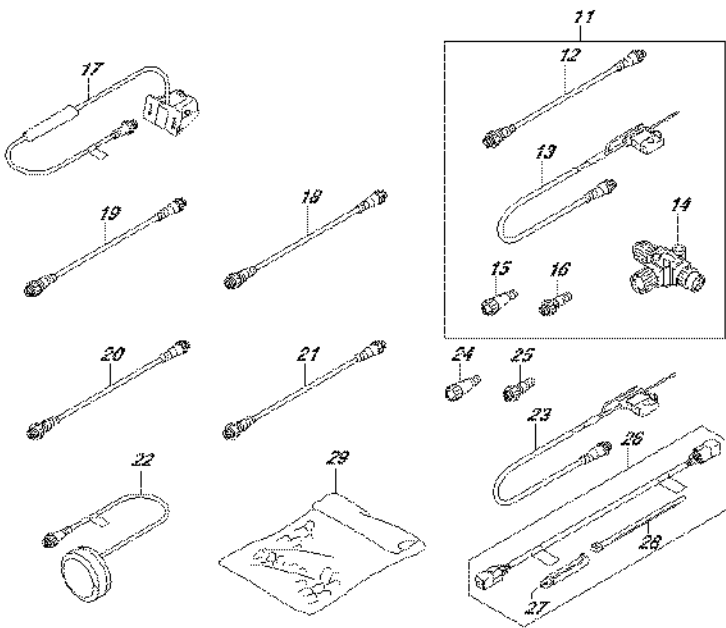
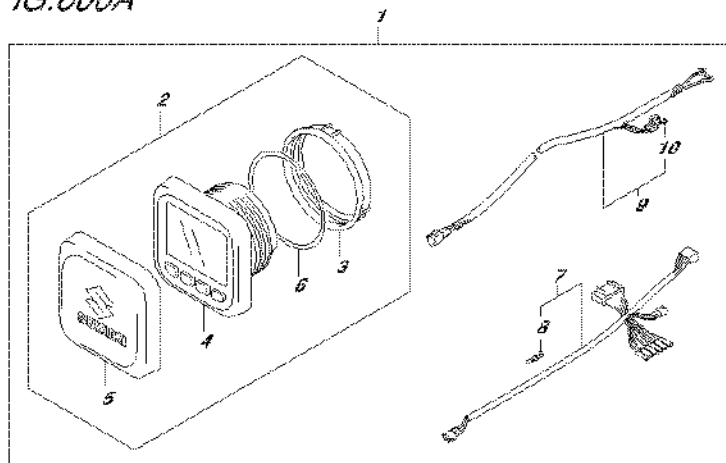


FIG.583A (2-L-4) OPT:FUEL TANK

REF NO.	PART NO.	DESCRIPTION	Q'TY	REMARKS
1	65000-95J00	TANK ASSY, FUEL (25L)	1	
2	65740-95D01	.PLUG, FUEL CONNECTOR	1	
3	65700-87J25	HOSE, FUEL	1	
4	65750-87JL0	.SOCKET, FUEL HOSE	1	
5	65750-955L0	.SOCKET, FUEL HOSE	1	
6	65770-90J02	.PUMP, SQUEEZE	1	
7	65781-98500	.CLIP	4	

FIG.600A



DF20A_P03_016_B02A
OPT.MULTI FUNCTION GAUGE

FIG.600A (2-L-5) OPT:MULTI FUNCTION GAUGE (DF9.9BR P03)

REF NO.	PART NO.	DESCRIPTION	Q'TY	REMARKS
1	34000-96L00	KIT, SINGLE GAUGE MECH	1	
2	34011-96L00	..SET, MULTI GAUGE	1	
3	34112-96L00	..NUT, GAUGE	1	
4	34193-96L00	..BEZEL, GAUGE	1	
5	34211-96L00	..COVER, GAUGE	1	
6	34825-96L00	..PACKING, GAUGE	1	
7	36661-96L10	..ADAPTER, GAUGE	1	
8	36615-96300	..TERMINAL	5	
9	36663-98J10	..WIRE, GAUGE POWER	1	
10	09481-05501	..FUSE (5A)	1	
11	36001-88L00	SET, WIRE	1	
12	36662-88L10	..WIRE, 2 EXTENSION	1	
13	36663-88L00	..HARNESS ASSY, NETWORK POWER	1	
14	36664-88L00	..CONNECTOR, BRANCH	1	
15	36665-88L00	..UNIT, RESISTOR FEMALE	1	
16	36665-88L10	..UNIT, RESISTOR MALE	1	
17	34190-88L00	SENSOR ASSY, PAD WHEEL	1	
18	36662-88L10	WIRE, 2 EXTENSION	1	
19	36662-88L20	WIRE, 6 EXTENSION	1	
20	36662-88L30	WIRE, 15 EXTENSION	1	
21	36662-88L00	WIRE, 25 EXTENSION	1	
22	39950-88L01	MODULE ASSY, GPS RECEIVER	1	
23	36663-88L00	HARNESS ASSY, NETWORK POWER	1	
24	36665-88L00	UNIT, RESISTOR FEMALE	1	
25	36665-88L10	UNIT, RESISTOR MALE	1	
26	36660-89L01	SET, ENG TO INTERFACE WIRE	1	
27	29404-93J10	..CLAMP	1	
28	09407-14407	..CLAMP (L:145)	4	
29	36990-87D00	TERMINAL & SLEEVE SET	1	

DF20A_P03_016

FIG.600B

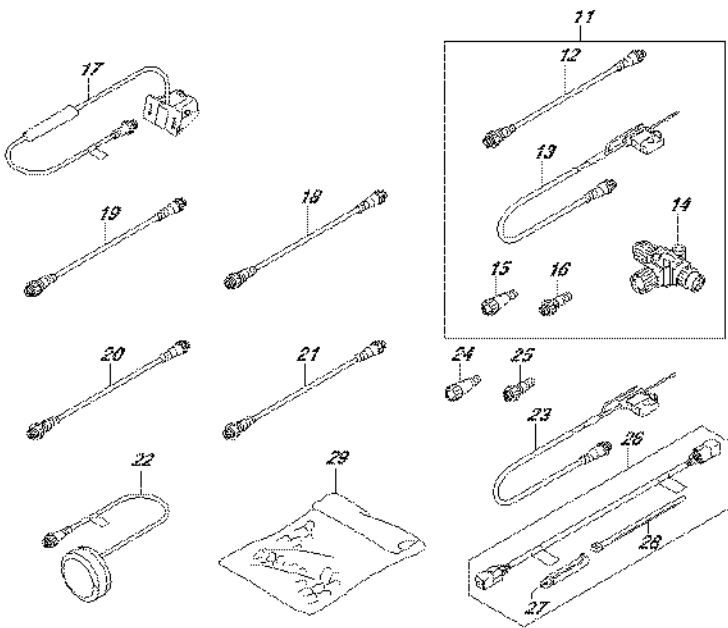
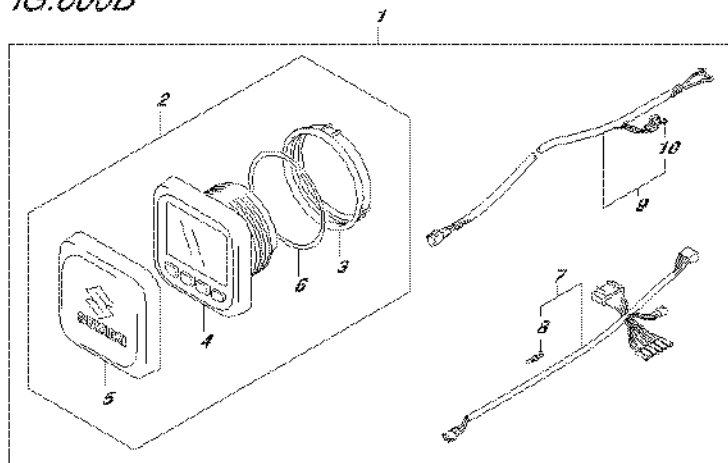
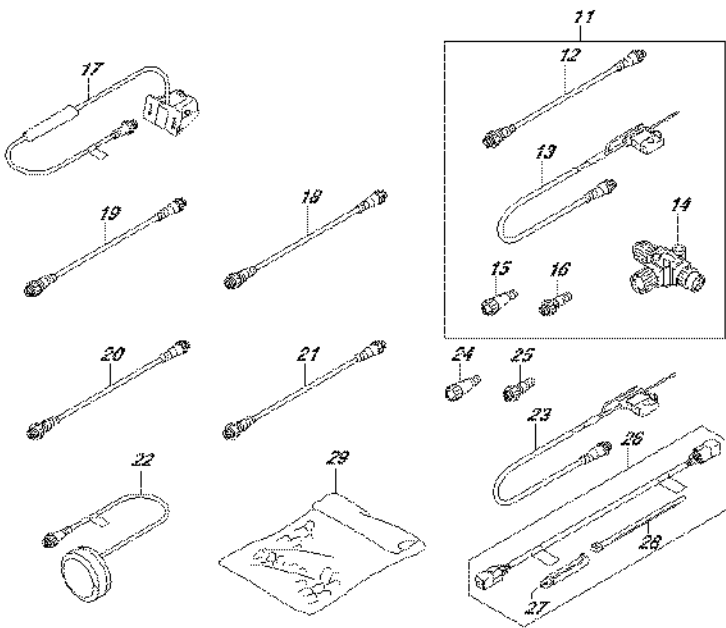
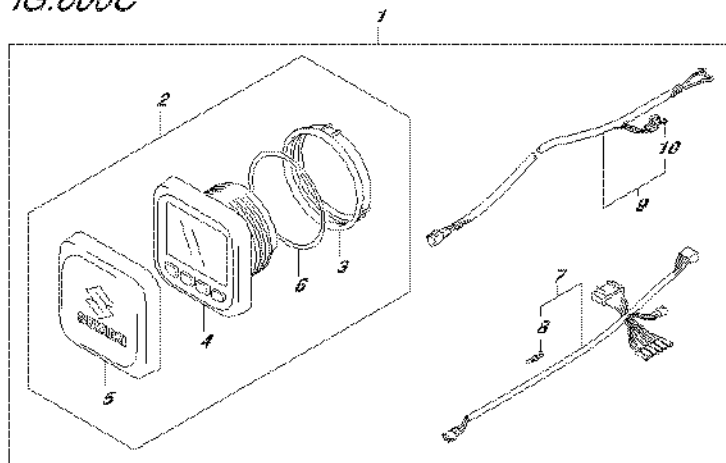


FIG.600B (2-L-6) OPT:MULTI FUNCTION GAUGE (DF9.9BT P03)

REF NO.	PART NO.	DESCRIPTION	Q'TY	REMARKS
1	34000-96L00	KIT, SINGLE GAUGE MECH	1	
2	34011-96L00	..SET, MULTI GAUGE	1	
3	34112-96L00	..NUT, GAUGE	1	
4	34193-96L00	..BEZEL, GAUGE	1	
5	34211-96L00	..COVER, GAUGE	1	
6	34825-96L00	..PACKING, GAUGE	1	
7	36661-96L10	..ADAPTER, GAUGE	1	
8	36615-96300	..TERMINAL	5	
9	36663-98J10	..WIRE, GAUGE POWER	1	
10	09481-05501	..FUSE (5A)	1	
11	36001-88L00	SET, WIRE	1	
12	36662-88L10	..WIRE, 2 EXTENSION	1	
13	36663-88L00	..HARNESS ASSY, NETWORK POWER	1	
14	36664-88L00	..CONNECTOR, BRANCH	1	
15	36665-88L00	..UNIT, RESISTOR FEMALE	1	
16	36665-88L10	..UNIT, RESISTOR MALE	1	
17	34190-88L00	SENSOR ASSY, PAD WHEEL	1	
18	36662-88L10	WIRE, 2 EXTENSION	1	
19	36662-88L20	WIRE, 6 EXTENSION	1	
20	36662-88L30	WIRE, 15 EXTENSION	1	
21	36662-88L00	WIRE, 25 EXTENSION	1	
22	39950-88L01	MODULE ASSY, GPS RECEIVER	1	
23	36663-88L00	HARNESS ASSY, NETWORK POWER	1	
24	36665-88L00	UNIT, RESISTOR FEMALE	1	
25	36665-88L10	UNIT, RESISTOR MALE	1	
26	36660-89L01	SET, ENG TO INTERFACE WIRE	1	
27	29404-93J10	..CLAMP	1	
28	09407-14407	..CLAMP (L:145)	4	
29	36990-87D00	TERMINAL & SLEEVE SET	1	

FIG.600C



DF20A_P03_016_B00C
OPT.MULTI FUNCTION GAUGE

FIG.600C (2-L-7) OPT:MULTI FUNCTION GAUGE (DF20AR P03)

REF NO.	PART NO.	DESCRIPTION	Q'TY	REMARKS
1	34000-96L00	KIT, SINGLE GAUGE MECH	1	
2	34011-96L00	..SET, MULTI GAUGE	1	
3	34112-96L00	..NUT, GAUGE	1	
4	34193-96L00	..BEZEL, GAUGE	1	
5	34211-96L00	..COVER, GAUGE	1	
6	34825-96L00	..PACKING, GAUGE	1	
7	36661-96L10	..ADAPTER, GAUGE	1	
8	36615-96300	..TERMINAL	5	
9	36663-98J10	..WIRE, GAUGE POWER	1	
10	09481-05501	..FUSE (5A)	1	
11	36001-88L00	SET, WIRE	1	
12	36662-88L10	..WIRE, 2 EXTENSION	1	
13	36663-88L00	..HARNESS ASSY, NETWORK POWER	1	
14	36664-88L00	..CONNECTOR, BRANCH	1	
15	36665-88L00	..UNIT, RESISTOR FEMALE	1	
16	36665-88L10	..UNIT, RESISTOR MALE	1	
17	34190-88L00	SENSOR ASSY, PAD WHEEL	1	
18	36662-88L10	WIRE, 2 EXTENSION	1	
19	36662-88L20	WIRE, 6 EXTENSION	1	
20	36662-88L30	WIRE, 15 EXTENSION	1	
21	36662-88L00	WIRE, 25 EXTENSION	1	
22	39950-88L01	MODULE ASSY, GPS RECEIVER	1	
23	36663-88L00	HARNESS ASSY, NETWORK POWER	1	
24	36665-88L00	UNIT, RESISTOR FEMALE	1	
25	36665-88L10	UNIT, RESISTOR MALE	1	
26	36660-89L01	SET, ENG TO INTERFACE WIRE	1	
27	29404-93J10	..CLAMP	1	
28	09407-14407	..CLAMP (L:145)	4	
29	36990-87D00	TERMINAL & SLEEVE SET	1	

DF20A_P03_016

FIG.600D

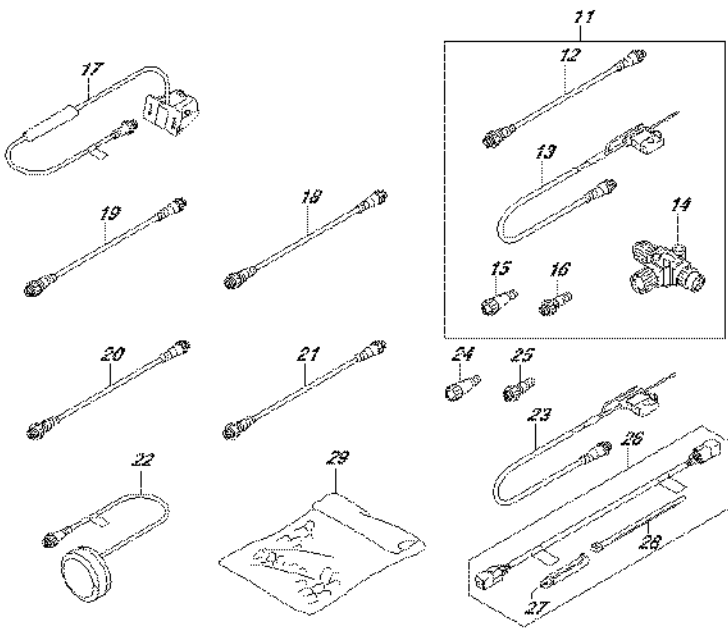
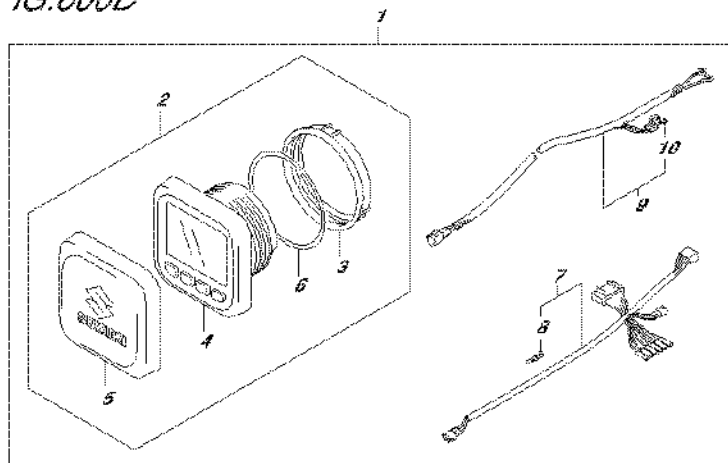


FIG.600D (2-L-8) OPT:MULTI FUNCTION GAUGE (DF20AT P03)

REF NO.	PART NO.	DESCRIPTION	Q'TY	REMARKS
1	34000-96L00	KIT, SINGLE GAUGE MECH	1	
2	34011-96L00	..SET, MULTI GAUGE	1	
3	34112-96L00	..NUT, GAUGE	1	
4	34193-96L00	..BEZEL, GAUGE	1	
5	34211-96L00	..COVER, GAUGE	1	
6	34825-96L00	..PACKING, GAUGE	1	
7	36661-96L10	..ADAPTER, GAUGE	1	
8	36615-96300	..TERMINAL	5	
9	36663-98J10	..WIRE, GAUGE POWER	1	
10	09481-05501	..FUSE (5A)	1	
11	36001-88L00	SET, WIRE	1	
12	36662-88L10	..WIRE, 2 EXTENSION	1	
13	36663-88L00	..HARNESS ASSY, NETWORK POWER	1	
14	36664-88L00	..CONNECTOR, BRANCH	1	
15	36665-88L00	..UNIT, RESISTOR FEMALE	1	
16	36665-88L10	..UNIT, RESISTOR MALE	1	
17	34190-88L00	SENSOR ASSY, PAD WHEEL	1	
18	36662-88L10	WIRE, 2 EXTENSION	1	
19	36662-88L20	WIRE, 6 EXTENSION	1	
20	36662-88L30	WIRE, 15 EXTENSION	1	
21	36662-88L00	WIRE, 25 EXTENSION	1	
22	39950-88L01	MODULE ASSY, GPS RECEIVER	1	
23	36663-88L00	HARNESS ASSY, NETWORK POWER	1	
24	36665-88L00	UNIT, RESISTOR FEMALE	1	
25	36665-88L10	UNIT, RESISTOR MALE	1	
26	36660-89L01	SET, ENG TO INTERFACE WIRE	1	
27	29404-93J10	..CLAMP	1	
28	09407-14407	..CLAMP (L:145)	4	
29	36990-87D00	TERMINAL & SLEEVE SET	1	

PART NO.	FIG.NO.-REF.NO.	PART NO.	FIG.NO.-REF.NO.	PART NO.	FIG.NO.-REF.NO.
10000			121B-3		121B-8
			121C-3		121C-8
			121D-3		121D-8
			121E-3		121E-8
			121F-3		121F-8
	11110-89L01	111A-1		121G-3	
	11115-93E00-001	111A-19		121H-3	
	11141-89L00	111A-2		121J-3	
	11162-89L00	111A-14		121K-3	
	11170-89L00	111A-13	12842-49201	121A-4	12915-94J50
	11174-89L00	111A-16		121B-4	
	11261-93J00	111A-5		121C-4	
	11291-91B50	113A-6		121D-4	
	11300-89L02	113A-1		121E-4	
	11382-93E00	111A-10		121F-4	
12100-89L10-050	116A-10		121G-4		
12111-89L00-0B0	116A-1		121H-4		
12140-89L10	116A-2		121J-4		
12140-89L10-050	116A-11		121K-4		
12151-89L00	116A-3	12843-27A00	121A-5	12921-89L00	
12160-89L11	116A-5		121B-5		
12163-89L02	116A-6		121C-5		
12220-89L00	116A-7		121D-5		
12341-89L10	116A-8		121E-5		
12625-89L01	120A-11		121F-5		
12631-89L10	120A-1		121G-5		
12635-89L00	120A-2		121H-5		
12636-89L00	120A-3		121J-5		
12637-89L00	120A-4		121K-5		
12638-89L00	120A-5	12861-89L00	121A-6	12931-78G00	
12700-89L01	121A-1-1		121B-6		
	121E-1-1		121C-6		
	121G-1-1		121D-6		
12700-89L21	121A-1-2		121E-6		
	121B-1		121F-6		
	121C-1		121G-6		
	121D-1		121H-6		
	121E-1-2		121J-6		
	121F-1		121K-6		
	121G-1-2	12891-94J00	121A-7	12932-24400	
	121H-1		121B-7		
	121J-1		121C-7		
	121K-1		121D-7		
	561A-23		121E-7		
	561B-23		121F-7		
	561C-23		121G-7		
12741-89L00	120A-6		121H-7		
12744-89L00	120A-17		121J-7		
12761-93E00	120A-16		121K-7		
12840-93E01	121A-3	12911-94J01	121A-8	12933-71C00	

PART NO.	FIG.NO.-REF.NO.	PART NO.	FIG.NO.-REF.NO.	PART NO.	FIG.NO.-REF.NO.
			121B-13		163B-4
			121C-13		163C-4
			121D-13		163D-4
			121E-13		163E-4
			121F-13		163F-4
			121G-13		163G-4
			121H-13		163H-4
			121J-13		163J-4
			121K-13		163K-4
13111-89L00	126A-1	13420-16HA0	126A-2		163A-2
	126B-1		126B-2		163B-2
	126C-1		126C-2		163C-2
	126D-1		126D-2		163D-2
	126E-1		126E-2		163E-2
	126F-1		126F-2		163F-2
	126G-1		126G-2		163G-2
	126H-1		126H-2		163H-2
	126J-1		126J-2		163J-2
	126K-1		126K-2		163K-2
13116-94J00	126A-8	13421-89L00	126A-5		163A-5
	126B-8		126B-5		163B-5
	126C-8		126C-5		163C-5
	126D-8		126D-5		163D-5
	126E-8		126E-5		163E-5
	126F-8		126F-5		163F-5
	126G-10		126G-10		163G-5
	126H-10		126H-10		163H-5
	126J-10		126J-10		163J-5
	126K-10		126K-10		163K-5
13119-89L00	126A-2	13425-33G00	126A-3		163A-3
	126B-2		126B-3		163B-3
	126C-2		126C-3		163C-3
	126D-2		126D-3		163D-3
	126E-2		126E-3		163E-3
	126F-2		126F-3		163F-3
	126G-2		126G-3		163G-3
	126H-2		126H-3		163H-3
	126J-2		126J-3		163J-3
	126K-2		126K-3		163K-3
13300-89L01	163A-1	13513-89L10	166A-1		166A-1
	163D-1		166B-1		166B-1
	163E-1		166C-1		166C-1
	163F-1		166D-1		166D-1
	163G-1		513A-2		513A-2
	163K-1		513B-2		513B-2
13300-89L11	163B-1		513C-2		513C-2
	163C-1	13640-32G20	334A-1		334A-1
	163H-1		334B-1		334B-1
	163J-1		334C-1		334C-1
13326-89L00	163A-4		334D-1		334D-1
					334E-1
					334F-1
					334G-1
					334H-1
					334J-1
					334K-1
		13650-52G00			334A-12
					334B-11
					334C-11
					334D-11
					334E-12
					334F-11
					334G-12
					334H-11
					334J-11
					334K-11
		13655-89L01			334A-13
					334B-12
					334C-12
					334D-12
					334E-13
					334F-12
					334G-13
					334H-12
					334J-12
					334K-12
		13684-89L00			146A-1
		13710-89L00			126G-6
					126H-6
					126J-6
					126K-6
		13811-89L00			126A-5
					126B-5
					126C-5
					126D-5
					126E-5
					126F-5
					126G-5
					126H-5
					126J-5
					126K-5
		13820-89L00			126E-9
					126F-9
		13820-89L10			126A-9
					126B-9
					126C-9
					126D-9
		13831-89L00			126A-11
					126B-11
					126C-11

PART NO.	FIG.NO.-REF.NO.	PART NO.	FIG.NO.-REF.NO.	PART NO.	FIG.NO.-REF.NO.
	126D-11	16400-89L00	175A-1		167K-1
	126E-11	16431-89L00	175A-12	18121-94JL0	167A-2
	126F-11	16440-11D00	113A-5		167B-2
	126G-11	16510-45H10	175A-2		167C-2
	126H-11	16512-99J00	175A-3		167D-2
	126J-11	16515-89L10	401A-6		167E-2
	126K-11	16520-99J00	401A-17		167F-2
13832-89L00	126G-7	16910-89L01	175A-9		167G-2
	126H-7	16930-89L00	175A-10		167H-2
	126J-7	17400-99J01	160A-19		167J-2
	126K-7	17411-94J00	160A-1		167K-2
15100-89L20	146A-24	17413-94J00	160A-2	18130-93E01	167A-3
15191-89L00	146A-25	17461-939M0	160A-3		167B-3
15192-89L00	146A-26	17471-99J00	160A-4		167C-3
15192-89L10	146A-27	17472-99J00	160A-5		167D-3
15192-89L20	146A-28	17473-94J00	160A-6		167E-3
15192-89L30	146A-29	17561-99J00	160A-7-1		167F-3
15192-89L40	146A-30	17561-99J10	160A-7-2		167G-3
15193-89L00	146A-31	17561-99J20	160A-7-3		167H-3
15194-89L00	146A-32	17563-94J00	160A-8		167J-3
15200-89L10	146A-2	17564-99J00	160A-9		167K-3
15211-91J00-130	163A-6	17565-99J00	160A-18	18132-89L00	167A-5
	163B-6	17631-99J20	160A-10		167B-5
	163C-6	17632-99J30	160A-11		167C-5
	163D-6	17670-91J00	162A-1		167D-5
	163E-6	17680-89L00	162A-2		167E-5
	163F-6	17685-89L00	162A-7		167F-5
	163G-6	17712-89L00	162A-5		167G-5
	163H-6	17712-89L10	162A-4		167H-5
	163J-6	17913-93J00	405A-1		167J-5
	163K-6	17914-93J00	405A-2		167K-5
15217-89L00	146A-3	17917-87LLO	410A-22	18142-93E00	167A-4
15218-89L00	146A-4		410B-22		167B-4
15410-87L00	146A-33		410C-23		167C-4
15419-87J00	146A-35		410D-23		167D-4
15421-89L01	146A-36		410E-22		167E-4
15422-89L00	146A-37		410F-23		167F-4
15600-89L00	146A-5		410G-22		167G-4
15629-89L00	146A-8		410H-22		167H-4
15676-89L00	146A-44		410J-23		167J-4
15681-89L00	144A-1		410K-23		167K-4
15685-89L00	146A-38	18100-94JN0	167A-1	18210-95L00	167A-6
15690-89L01	146A-6		167B-1		167B-6
15710-50M00	144A-2		167C-1		167C-6
15716-65DT0	144A-3		167D-1		167D-6
15734-89L00	144A-4		167E-1		167E-6
15735-89L00	144A-5		167F-1		167F-6
15751-89L00	144A-6		167G-1		167G-6
15770-89L01	146A-7		167H-1		167H-6
15790-89L00	146A-9		167J-1		167J-6

PART NO.	FIG.NO.-REF.NO.	PART NO.	FIG.NO.-REF.NO.	PART NO.	FIG.NO.-REF.NO.
	167K-6		166D-4		206H-2
18280-93E00	167A-7		513A-5		206J-2
	167B-7		513B-5		206K-2
	167C-7		513C-5	21122-89L00	206A-3
	167D-7	19148-89L10	166A-5		206B-3
	167E-7		166B-5		206C-3
	167F-7		166C-5		206D-3
	167G-7		166D-5		206E-3
	167H-7		513A-6		206F-3
	167J-7		513B-6		206G-3
	167K-7		513C-6		206H-3
18290-94J01	167A-10	19150-89L00	166A-6		206J-3
	167B-10		166B-6		206K-3
	167C-10		166C-6	21131-94J00	444A-36
	167D-10		166D-6		444B-36
	167E-10		513A-7		444C-36
	167F-10		513B-7		444D-36
	167G-10		513C-7		444E-36
	167H-10	19185-99J00	166A-7		444F-36
	167J-10		166B-7	21210-89L01	206A-4
	167K-10		166C-7		206B-4
18498-87JC0	146A-10		166D-7		206C-4
18498-94J20	162A-8		513A-8		206D-4
18590-58M00	334A-14		513B-8		206E-4
	334B-13		513C-8		206F-4
	334C-13				206G-4
	334D-13				206H-4
	334E-14				206J-4
	334F-13				206K-4
	334G-14				336A-1
	334H-13	21110-89L10	206B-1		336B-1
	334J-13		206C-1		336C-1-1
	334K-13		206H-1		336C-1-2
19120-99J11	166A-2		206J-1		336D-1-1
	166B-2		513A-9		336D-1-2
	166C-2		513B-9		336E-1
	166D-2		513C-9		336F-1-1
	513A-3	21111-89L00	206A-1		336F-1-2
	513B-3		206D-1		336G-1
	513C-3		206E-1		336H-1
19122-99J00	166A-3		206F-1		336J-1-1
	166B-3		206G-1		336J-1-2
	166C-3		206K-1		336K-1-1
	166D-3	21120-89L00	206A-2		336K-1-2
	513A-4		206B-2	23111-89L00	206A-5-1
	513B-4		206C-2		206B-5-1
	513C-4		206D-2		206C-5-1
19131-89L00	166A-4		206E-2		206D-5-1
	166B-4		206F-2		206E-5-1
	166C-4		206G-2		206F-5-1

PART NO.	FIG.NO.-REF.NO.	PART NO.	FIG.NO.-REF.NO.	PART NO.	FIG.NO.-REF.NO.
23111-89L10	206G-5-1	29162-93J10	335E-12	31123-94J01	340A-5
	206H-5-1		335G-12	340B-5	
	206J-5-1		335H-12	340C-5	
	206K-5-1		335A-18	340D-5	
	206A-5-2		335B-18	340E-5	
	206B-5-2		335C-22	31131-94J00	301A-2
	206C-5-2		335D-22	31133-94900	340A-4
	206D-5-2		335E-18		340B-4
	206E-5-2		335F-22		340C-4
	206F-5-2		335G-18		340D-4
23115-89L00	206G-5-2	29404-93J10	335H-18		340E-4
	206H-5-2		335J-22	31135-90J00	301A-3
	206J-5-2		335K-22	31135-94900	340A-7
	206K-5-2		600A-27		340B-7
	206A-6		600B-27		340C-7
	206D-6		600C-27		340D-7
	206E-6		600D-27		340E-7
	206F-6		336A-21	31136-94J00	340A-3
	206G-6		336B-21		340B-3
	206K-6		336C-11		340C-3
23115-89L10	206B-6	29440-93J00	336D-11		340D-3
	206C-6		336E-21		340E-3
	206H-6		336F-11	31151-94J01	301A-4
	206J-6		336G-21	31152-90J00	301A-5
	513A-10		336H-21	31153-90J00	301A-6
	513B-10		336J-11	31170-94J00	301A-17
	513C-10		336K-11	31171-96J00	301A-7
	206A-7			31173-94J01	301A-8
	206B-7			31174-89LA0	340A-2
	206C-7				340B-2
23211-89L00	206D-7	30000			340C-2
	206E-7				340D-2
	206F-7				340E-2
	206G-7				301A-9
	206H-7			31191-96J00	338A-11
	206J-7			31192-94J01	338B-11
	206K-7				338C-11
	210A-1				338D-11
	210A-2-1				338E-11
	210A-2-2				338A-10
25111-99J01	210A-1	31100-94J22	561C-1		338B-10
	210A-2		301A-1		338C-10
	210A-5		561A-3	31193-94J00	338D-10
	210A-6		561B-3		338E-10
	210A-3		561C-3		301A-10
	210A-4		561A-2		338A-12
	210A-5		561B-2		338B-12
	210A-6		561C-2	31220-94J00	338C-12
	210A-7		338A-7	31281-94J01	338D-12
	327B-6		338B-7		338E-12
29103-93J00	327C-6	31101-89L00	338C-7		338C-12
	327E-6		338D-7		338D-12
	160A-13		338E-7		338D-7
	210A-7				338E-7
	335A-12				
	335B-12				

PART NO.	FIG.NO.-REF.NO.	PART NO.	FIG.NO.-REF.NO.	PART NO.	FIG.NO.-REF.NO.
31310-90J00	301A-11		310B-2		310B-9
31311-94J00	340A-9		310C-2		310C-9
	340B-9		310D-2		310D-9
	340C-9		310E-2		310E-9
	340D-9		310F-2		310F-9
	340E-9		310G-2		310G-9
31320-94J00	301A-12		310H-2		310H-9
31341-94J00	301A-13		310J-2		310J-9
31343-90J00	301A-14		310K-2		310K-9
31344-90J00	301A-15		561A-7	33634-96J00	322A-13
31360-93J01	301A-16		561B-7		322B-8
31912-89L00	301A-18		561C-7		322C-8
31918-94J00	301A-19	32815-89L10	553A-4		322D-13
32000-89L00	553A-1		553B-4		322E-13
	553B-1		553C-4		322F-13
	553C-1	32890-89L01	310A-4		322G-13
32102-89L00	303D-4		310B-4		322H-8
	561A-4		310C-4		322J-8
	561B-4		310D-4		322K-13
	561C-4		310E-4	33799-97E00	340A-6
32102-89L10	303A-4		310F-4		340B-6
	303B-4		310G-4		340C-6
	303C-4		310H-4		340D-6
32120-89L00	303D-1		310J-4		340E-6
	561A-5		310K-4		561A-12
	561B-5	32916-89L00	322A-11	33800-89L01	561B-12
	561C-5		322B-7		561C-12
32120-89L10	303A-1		322C-7	33810-89L02	322A-1
	303B-1		322D-11		322B-1
	303C-1		322E-11		322C-1
32800-89L00	310A-1		322F-11		322D-1
	310B-1		322G-11		322E-1
	310C-1		322H-7		322F-1
	310D-1		322J-7		322G-1
	310E-1		322K-11		322H-1
	310F-1	33220-84M10	303A-9		322J-1
	310G-1		303B-9		322K-1
	310H-1		303C-9		561A-13
	310J-1		303D-9		561B-13
	310K-1	33410-89L10	310A-11		561C-13
	561A-6		310B-11	33833-91J00	444A-21
	561B-6		310C-11		444B-21
	561C-6		310D-11		444C-21
32800-94J11	553A-3		310E-11		444D-21
	553B-3		310F-11		444E-21
	553C-3		310G-11		444F-21
32801-89L00	553A-2		310H-11	33920-89L80	310E-13-1
	553B-2		310J-11		310F-13
	553C-2		310K-11		561B-24
32815-89L00	310A-2	33500-07H00	310A-9	33920-89L90	310E-13-2

PART NO.	FIG.NO.-REF.NO.	PART NO.	FIG.NO.-REF.NO.	PART NO.	FIG.NO.-REF.NO.
33920-89LA0	310G-13-1 310H-13 310J-13 310K-13 561C-24	34190-87D00	501A-17 501B-17 501C-17 501D-17 600A-17		501C-4-1 501D-4-1 501A-4-2 501B-4-2 501C-4-2
33920-89LB0	310G-13-2	34190-88L00	600B-17	34500-93J12	501D-4-2
33920-89LC0	310A-13-1 310B-13 310C-13 310D-13 561A-24		600C-17 600D-17 501A-15 501B-15 501C-15	34600-93J01	501A-7-1 501B-7-1 501C-7-1 501D-7-1 501A-7-2
33920-89LD0	310A-13-2	34190-95500	501D-15		501B-7-2 501C-7-2 501D-7-2
33925-89L00	310A-14 310B-14	34191-92E00	501A-12 501B-12		501C-7-2 501D-7-2
	310C-14 310D-14		501C-12 501D-12	34825-96L00	600A-6 600B-6
	310E-14 310F-14 310G-14 310H-14 310J-14 310K-14	34193-96L00	600A-4 600B-4 600C-4 600D-4		600C-6 600D-6 600A-11 600B-11 600C-11 600D-11
34000-96L00	600A-1 600B-1 600C-1 600D-1	34200-93J21	501A-18-1 501B-18-1 501C-18-1 501D-18-1	36001-88L00	600A-11 600B-11 600C-11 600D-11
	600A-2 600B-2 600C-2 600D-2	34200-93J33	501A-18-2 501B-18-2 501C-18-2 501D-18-2		334A-3 334B-3 334C-3 334D-3
34011-96L00	600A-2 600B-2 600C-2 600D-2	34211-96L00	600A-5 600B-5 600C-5 600D-5		334E-3 334F-3 334G-3 334H-3 334J-3 334K-3
34100-93J21	501A-10-1 501B-10-1 501C-10-1 501D-10-1	34300-93J01	501A-20-1 501B-20-1 501C-20-1 501D-20-1	36367-89L00	334A-4 334B-4 334C-4 334D-4
34100-93J32	501A-10-2 501B-10-2 501C-10-2 501D-10-2	34300-93J12	501A-20-2 501B-20-2 501C-20-2 501D-20-2		334E-4 334F-4 334G-4 334H-4
34100-93J41	501A-10-3 501B-10-3 501C-10-3 501D-10-3	34310-92E00	501A-21 501B-21 501C-21 501D-21		334J-4 334K-4 322A-5-1 322E-5-1
34100-93J52	501A-10-4 501B-10-4 501C-10-4 501D-10-4	34360-92E00	501A-22 501B-22 501C-22 501D-22	36610-89L04	322A-5-1 322E-5-1 322G-5-1
34112-96L00	600A-3 600B-3 600C-3 600D-3	34500-93J01	501A-4-1 501B-4-1		561A-19 561B-19 561C-19 322A-5-2 322E-5-2

PART NO.	FIG.NO.-REF.NO.	PART NO.	FIG.NO.-REF.NO.	PART NO.	FIG.NO.-REF.NO.
	322G-5-2	36617-89L01	322A-14 322B-9 322E-14 322G-14 322H-9		322C-19-1 322H-17-1 322J-19-1 322B-17-2 322C-19-2
36610-89L23	322B-2 322H-2 513A-11 513B-11 513C-11		501D-4-2	36620-93J40	322H-17-2 322J-19-2
	322D-5 322F-5 322K-5	36617-89L10	322D-12 322E-12 322F-12		322J-19-2 450A-52 450C-52
36610-89L42	322C-2 322J-2		322G-12 322K-12	36620-94J01	450C-52 546A-1 546B-1
36610-89L52	303A-12 303B-12 303C-12		561A-14 561B-14 561C-14		546C-1 546D-1 546E-1
36615-96300	322A-9 322D-9 322E-9 322F-9 322G-9 322K-9	36617-89L20	322C-10 322J-10		546F-1 450A-2
	501A-6 501A-9 501A-14 501A-24	36617-89L30	322C-9 322D-14 322F-14 322J-9	36628-92E00	450B-3 450C-2 450D-3 508A-2
	501B-14 501B-24 501C-6 501C-9 501C-14 501C-24		322K-14 322C-17 322D-22 322F-22		508B-2 508C-2 553A-13 553B-13
	501D-6 501D-9 501D-14 501D-24	36617-91J00	322A-15 322B-10 322D-15		553C-13 450B-2 450D-2
	600A-8 600B-8 600C-8 600D-8		322E-15 322F-15 322G-15 322H-10 322K-15	36660-89L01	600A-26 600B-26 600C-26 600D-26
36616-89L03	334A-10 334B-9 334C-9 334D-9 334E-10 334F-9 334G-10 334H-9 334J-9 334K-9	36618-43410	322A-8 322B-5 322C-5 322D-8 322E-8 322F-8 322G-8 322H-5 322J-5 322K-8 513A-12 513B-12 513C-12	36661-96L10	600A-7 600B-7 600C-7 600D-7
			322A-8 322B-5 322C-5 322D-8 322E-8 322F-8 322G-8 322H-5 322J-5 322K-8 513A-12 513B-12 513C-12	36662-88L00	600A-21 600B-21 600C-21 600D-21 600A-12 600B-12 600C-12 600D-12
			513B-12 513C-12	36662-88L10	600A-18 600B-18 600C-18 600D-18
		36620-93J02	450B-54 450D-54		600A-19 600B-19
		36620-93J10	322B-17-1	36662-88L20	600C-19

PART NO.	FIG.NO.-REF.NO.	PART NO.	FIG.NO.-REF.NO.	PART NO.	FIG.NO.-REF.NO.
36662-88L30	600D-19	36890-93J00	553B-10	37110-93J01	530A-2
	600A-20		553C-10	530A-18	
	600B-20		544A-16	530B-2	
	600C-20		544B-16	530B-18	
36663-88L00	600D-20	36894-87D00	544C-16	37110-93J11	530C-2
	600A-13		544D-16		530C-18
	600A-23		544E-16		530D-2
	600B-13		544F-16		530D-18
36663-98J00	600B-23	36895-87D01	544G-16	37110-94J02	450B-4
	600C-13		335C-9		450D-4
	600C-23		335C-10		450A-3
	600D-13		335D-9		450C-3
36663-98J10	600D-23	36895-87D01	335D-10	37139-99E00	508A-3
	501A-2-1		335F-9		508B-3
	501B-2-1		335F-10		508C-3
	501C-2-1		335J-9		530A-6
36663-98J10	501D-2-1	36895-87D01	335J-10	37139-99E20	530B-6
	501A-2-2		335K-9		530C-6
	501B-2-2		335K-10		530D-6
	501C-2-2		335C-11		530A-22
36664-88L00	501D-2-2	36990-87D00	335D-11	37141-99E00	530B-22
	600A-9		335F-11		530C-22
	600B-9		335J-11		530D-22
	600C-9		335K-11		450A-4-1
36664-88L00	600D-9	36990-87D00	546A-3	37141-99E70	450B-5-1
	600A-14		546B-3		450C-4-1
	600B-14		546C-3		450D-5-1
	600C-14		546D-3		508A-4-1
36665-88L00	600D-14	36990-87D00	546E-3	37141-99E70	508B-4-1
	600A-15		546F-3		508C-4-1
	600A-24		553A-17		530A-3-1
	600B-15		553B-17		530A-19-1
36665-88L10	600B-24	36991-91J00	553C-17	37141-99E10	530B-3-1
	600C-15		600A-29		530B-19-1
	600C-24		600B-29		530C-3-1
	600D-15		600C-29		530C-19-1
36665-88L10	600D-24	36991-91J00	600D-29	37141-99E10	530D-3-1
	600A-16		322C-18		530D-19-1
	600A-25		322D-23		450A-4-2
	600B-16		322F-23		450B-5-2
36665-88L10	600B-25	37100-96J00	322J-18	37141-99E80	450C-4-2
	600C-16		322K-23		450D-5-2
	600C-25		530A-1		508A-4-2
	600D-16		530B-1		508B-4-2
36682-92E00	600D-25	37100-96J00	530C-1	37141-99E80	508C-4-2
	501A-1		530D-1		530A-3-2
	501B-1		530A-17		530A-19-2
	501C-1		530B-17		530B-3-2
36740-94J00	501D-1	37100-96J24	530C-17	37141-99E50	530B-19-2
	553A-10		530D-17		530C-3-2

PART NO.	FIG.NO.-REF.NO.	PART NO.	FIG.NO.-REF.NO.	PART NO.	FIG.NO.-REF.NO.
37141-99E20	530C-19-2	37141-99E60	450C-4-6	37141-99E90	530A-3-9
	530D-3-2		450D-5-6		530A-19-9
	530D-19-2		508A-4-6		530B-3-9
	450A-4-3		508B-4-6		530B-19-9
37141-99E30	450B-5-3	37141-99E60	508C-4-6	37141-99E90	530C-3-9
	450C-4-3		530A-3-6		530C-19-9
	450D-5-3		530A-19-6		530D-3-9
	508A-4-3		530B-3-6		530D-19-9
37141-99E30	508B-4-3	37141-99E60	530B-19-6	37141-99E90	450A-4-10
	508C-4-3		530C-3-6		450B-5-10
	530A-3-3		530C-19-6		450C-4-10
	530A-19-3		530D-3-6		450D-5-10
37141-99E30	530B-3-3	37141-99E60	530D-19-6	37141-99E90	508A-4-10
	530B-19-3		450A-4-7		508B-4-10
	530C-3-3		450B-5-7		508C-4-10
	530D-19-3		450C-4-7		530A-3-10
37141-99E30	450A-4-4	37141-99E60	450D-5-7	37141-99E90	530A-19-10
	450B-5-4		508A-4-7		530B-3-10
	450C-4-4		508B-4-7		530B-19-10
	450D-5-4		508C-4-7		530C-3-10
37141-99E40	530A-19-4	37141-99E70	530C-3-7	37141-99EA0	530C-19-10
	530B-3-4		530A-19-7		530D-3-10
	530B-19-4		530B-3-7		530D-3-10
	530C-3-4		530B-19-7		450A-4-11
37141-99E40	530C-3-4	37141-99E70	530C-3-7	37141-99EA0	450B-5-11
	530C-19-4		530C-19-7		450C-4-11
	530D-3-4		530D-3-7		450D-5-11
	530D-19-4		530D-19-7		508A-4-11
37141-99E40	450A-4-5	37141-99E70	450A-4-8	37141-99EA0	508B-4-11
	450B-5-5		450B-5-8		508C-4-11
	450C-4-5		450C-4-8		530A-3-11
	450D-5-5		450D-5-8		530A-19-11
37141-99E40	508A-4-5	37141-99E70	508A-4-8	37141-99EA0	530B-3-11
	508B-4-5		508B-4-8		530B-19-11
	508C-4-5		508C-4-8		530C-3-11
	530A-3-5		530C-3-8		530C-19-11
37141-99E40	530A-19-5	37141-99E70	530B-3-8	37141-99EA0	530D-3-11
	530B-3-5		530B-19-8		530D-19-11
	530B-19-5		530B-19-8		450A-4-12
	530D-19-5		530C-3-8		450B-5-12
37141-99E50	450A-4-6	37141-99E80	530C-19-8	37141-99EA0	450C-4-12
	450B-5-6		530D-3-8		450D-5-12
			530D-19-8		508A-4-12
			450A-4-9		508B-4-12
37141-99E50		37141-99E80	450B-5-9	37141-99EA0	508C-4-12
			450C-4-9		530A-3-12
			450D-5-9		530A-19-12
			508A-4-9		530B-3-12
37141-99E50		37141-99E80	508B-4-9	37141-99EA0	530B-19-12
			508C-4-9		530C-3-12

PART NO.	FIG.NO.-REF.NO.	PART NO.	FIG.NO.-REF.NO.	PART NO.	FIG.NO.-REF.NO.
37143-99E00	530C-19-12	37210-93J00	513B-15	37803-93J04	553B-11
	530D-3-12		513C-15		553C-11
	530D-19-12		530A-15		530A-9
	450A-5		530B-15		530B-9
	450B-6		530C-15		530C-9
37149-93J00	450C-5	37212-93J00	530D-15	37820-80002	530D-9
	450D-6		530A-16		334A-2
	508A-5		530B-16		334B-2
	508B-5		530C-16		334C-2
	508C-5		530D-16		334D-2
37161-89L01	530A-4	37721-89L00	334A-7	37820-93J04	334E-2
	530A-20		334B-6		334F-2
	530B-4		334C-6		334G-2
	530B-20		334D-6		334H-2
	530C-4		334E-7		334J-2
37163-89L00	530C-20	37721-93J91	334F-6	37823-92E01	334K-2
	530D-4		334G-7		450A-7
	530D-20		334H-6		450B-9
	450A-6		334J-6		450C-7
	450B-7		334K-6		450D-9
37163-89L00	450C-6	37721-95500	450B-8	37823-92E01	508A-7
	450D-7		450D-8		508B-7
	508A-6		545A-11		508C-7
	508B-6		545B-11		530A-10
	508C-6		545C-11		530A-23
37163-89L00	530A-5	37725-89L01	545D-11	37823-92E01	530B-10
	530A-21		545E-11		530B-23
	530B-5		545F-11		530C-10
	530B-21		545G-11		530C-23
	530C-5		334A-11		530D-10
37163-89L00	530C-21	37726-89L00	334B-10	37823-97J00	530D-23
	530D-5		334C-10		450A-8
	530D-21		334D-10		450B-10
	334A-5		334E-11		450C-8
	334D-5		334F-10		450D-10
37163-89L00	334E-5	37801-98300	334G-11	37801-98300	508A-8
	334F-5		334H-10		508B-8
	334G-5		334J-10		508C-8
	334K-5		334K-10		530A-11
	561A-15		334A-8		530A-24
37163-89L00	561B-15	37801-98300	334B-7	37801-98300	530B-11
	561C-15		334C-7		530B-24
	334A-6		334D-7		530C-11
	334B-5		334E-8		530C-24
	334C-5		334F-7		530D-11
37163-89L00	334E-6	37801-98300	334G-8	37801-98300	530D-24
	334G-6		334H-7		444A-33
	334H-5		334J-7		444B-33
	334J-5		334K-7		444C-33
	513A-15		553A-11		444D-33

PART NO.	FIG.NO.-REF.NO.	PART NO.	FIG.NO.-REF.NO.	PART NO.	FIG.NO.-REF.NO.
37825-99E00	444E-33	37850-99E04	327E-3	37851-89L00	530B-7
	444F-33		327A-3		530B-27
	530A-13		327D-3		530C-7
	530B-13		327B-10		530C-27
	530C-13		327C-10		530D-7
37826-92J00	530D-13	37852-94JA0	327E-10	38860-76F01	530D-27
	450A-9		327B-4		301A-20
	450B-11		327C-4		310A-15
	450C-9		327E-4		310B-15
	450D-11		450A-10		310C-15
37830-89L01	508A-9	37859-90J00	450B-51	37864-94J10	310D-15
	508B-9		450C-10		310E-15
	508C-9		450D-51		310F-15
	530A-12		508A-10		310G-15
	530A-25		508B-10		310H-15
37826-97J00	530B-12	38100-89LA0	508C-10	38915-90J00	310J-15
	530B-25		450A-11		310K-15
	530C-12		450C-11		561A-20
	530C-25		508A-11		561B-20
	530D-12		508B-11		561C-20
37835-95D00	530D-25	38410-93J20	508C-11	39600-89L00	301A-21
	444A-34		338A-14		310A-16
	444B-34		338B-14		310B-16
	444C-34		338C-14		310C-16
	444D-34		338D-14		310D-16
37850-90J05	444E-34	38415-89L00	338E-14	39602-93900	310E-16
	444F-34		340A-1		310F-16
	444A-32		340B-1		310G-16
	444B-32		340C-1		310H-16
	444C-32		340D-1		310J-16
37850-93J10	444D-32	38500-93J00	340E-1	39950-88L01	310K-16
	444E-32		327A-1		561A-21
	444F-32		327B-1		561B-21
	444A-35		327C-1		561C-21
	444B-35		327D-1		553A-9
37850-94JA2	444C-35	38500-93J90	327E-1	38500-93J90	553B-9
	444D-35		327A-2		553C-9
	444E-35		327B-2		553A-12
	444F-35		327C-2		553B-12
	450B-12		327D-2		553C-12
37850-94JA2	450D-12	38500-93J90	327E-2	38500-93J90	553A-14
	544A-4		450A-12		553B-14
	544B-4		450C-12		553C-14
	544C-4		508A-12		600A-22
	544D-4		508B-12		600B-22
37850-94JA2	544E-4	38500-93J90	508C-12	38500-93J90	600C-22
	544F-4		450B-13		600D-22
	544G-4		450D-13		
	327B-3		530A-7		
	327C-3		530A-27		

PART NO.	FIG.NO.-REF.NO.	PART NO.	FIG.NO.-REF.NO.	PART NO.	FIG.NO.-REF.NO.	
40000		41210-89LA0	335C-28 335D-28 335F-28 335J-28 335K-28	41225-89L00	336A-9 336B-9 336E-9 336G-9 336H-9	
	41111-89L00-0EP	335A-1 335B-1 335E-1 335G-1 335H-1	41210-99JL1	335A-25 335B-25 335E-25 335G-25 335H-25	41226-94JA0	335C-16 335D-16 335F-16 335J-16 335K-16
	41111-89LA0-0EP	335C-1 335D-1 335F-1 335J-1	41211-95J00	335C-4 335D-4 335F-4 335J-4	43111-89L00-0EP	336A-2-1 336B-2-1 336E-2-1 336G-2-1
		335K-1 335A-2 335B-2 335E-2 335G-2 335H-2	41211-99JL0	335K-4 335A-3 335B-3 335E-3 335G-3 335H-3	43111-89L11-0EP	336H-2-1 336A-2-2 336B-2-2 336E-2-2 336G-2-2 336H-2-2
41121-89L00-0EP	335C-2 335D-2 335F-2 335J-2	41212-91J00	335A-4 335B-4 335C-5 335D-5	43111-89LA0-0EP	336C-2-2 336D-2-2 336F-2-2 336J-2-2	
41130-89L00	335K-2 335B-7 335H-7 513A-16 513B-16 513C-16		335E-4 335F-5 335G-4 335H-4 335J-5 335K-5	43111-89LB0-0EP	336K-2-2 336C-2-1 336D-2-1 336F-2-1 336J-2-1 336K-2-1	
41130-90L00	335A-7 335E-7 335G-7 335C-7 335D-7	41213-94J01	335A-5 335B-5 335C-6 335D-6 335E-5	43112-99E00 43211-87JL0	405A-4 336A-7 336B-7 336C-7 336D-7	
41135-93J11	335F-7 335J-7 335K-7 335C-8 335D-8		335F-6 335G-5 335H-5 335J-6 335K-6		336E-7 336F-7 336G-7 336H-7 336J-7	
41161-94400	335F-8 335J-8 335K-8 442A-1 442B-1	41221-94JA0	335C-14 335D-14 335F-14 335J-14 335K-14	43411-89L00	336K-7 336A-27 336E-27 336G-27 336D-14	
	442C-1 442D-1 575A-1 575B-1 575C-1	41222-94JA0	335C-15 335D-15 335F-15 335J-15 335K-15	43411-939L0	336F-14 336K-14 336A-19 336B-19 336C-9	

PART NO.	FIG.NO.-REF.NO.	PART NO.	FIG.NO.-REF.NO.	PART NO.	FIG.NO.-REF.NO.
	336D-9 336E-19 336F-9 336G-19 336H-19	43517-89L00	336F-20 336G-33 336K-20 336A-34 336D-21 336E-34	45212-89L00	513A-18 513B-18 513C-18 336A-10 336B-10 336E-10
43412-93900	336K-9 336A-20 336B-20 336C-10 336D-10 336E-20 336F-10 336G-20 336H-20 336J-10	43711-94JA0	336F-21 336G-34 336K-21 336C-3 336D-3 336F-3 336J-3 336K-3 336A-3 336B-3	45231-89L00	336G-10 336H-10 336A-11 336B-11 336E-11 336G-11 336H-11 336A-12 336B-12 336E-12
43415-89L00	336K-10 336A-28 336D-15 336E-28 336F-15 336G-28 336K-15 336A-29 336D-16 336E-29 336F-16 336G-29 336K-16	43711-99J00	336H-20 336J-10 336K-10 336A-28 336D-15 336E-28 336F-15 336G-28 336K-15 336A-29 336D-16 336E-29	45241-89L00	336G-12 336E-12 336G-12 336H-12 336A-14 336B-14 336E-14 336G-14 336H-14 336A-15 336B-15 336E-15
43420-89L00	336E-28 336F-15 336G-28 336K-15 336A-29 336D-16 336E-29 336F-16 336G-29 336K-16	43750-99J60-0EP	336H-20 336J-10 336K-10 336A-28 336D-15 336E-28 336F-15 336G-28 336K-15 336A-29 336D-16 336E-29	45250-89L03	336B-14 336E-14 336G-14 336H-14 336A-15 336B-15 336E-15 336G-15 336H-15 336A-13 335B-13 335E-13
43425-89L00	336A-30 336D-17 336E-30 336F-17 336G-30 336K-17 336A-31 336D-18 336E-31 336F-18 336G-31 336K-18	43750-99J70-0EP	336E-28 336F-15 336G-28 336K-15 336A-29 336D-16 336E-29 336F-16 336G-29 336K-16 336A-30 336D-17 336E-30 336F-17 336G-30 336K-17 336A-31 336D-18 336E-31 336F-18 336G-31 336K-18	45261-89L00	336B-15 336E-15 336G-15 336H-15 336A-13 335B-13 335E-13 335G-13 335H-13 335A-23 335B-23 335E-23 335G-23 335H-23 335A-19 335B-19 335E-19 335G-19 335H-19 335C-17 335D-17 335F-17 335J-17 335K-17 335A-20 335B-20
43512-89L00	336A-31 336D-18 336E-31 336F-18 336G-31 336K-17 336A-31 336D-18 336E-31 336F-18 336G-31 336K-17	43755-99J00	336E-28 336F-15 336G-28 336K-15 336A-29 336D-16 336E-29 336F-16 336G-29 336K-16 336A-30 336D-17 336E-30 336F-17 336G-30 336K-17 336A-31 336D-18 336E-31 336F-18 336G-31 336K-18	45269-89L00	336B-15 336E-15 336G-15 336H-15 336A-13 335B-13 335E-13 335G-13 335H-13 335A-23 335B-23 335E-23 335G-23 335H-23 335A-19 335B-19 335E-19 335G-19 335H-19 335C-17 335D-17 335F-17 335J-17 335K-17 335A-20 335B-20
43515-88L00	336A-32 336D-19 336E-32 336F-19 336G-32 336K-14 336A-33 336D-20 336E-33	43759-89L00	336H-27 336J-14 513A-17 513B-17 513C-17 336B-31 336C-18 336H-18	45421-94JA0	336B-19 335E-19 335G-19 335H-19 335C-17 335D-17 335F-17 335J-17 335K-17 335A-20 335B-20

PART NO.	FIG.NO.-REF.NO.	PART NO.	FIG.NO.-REF.NO.	PART NO.	FIG.NO.-REF.NO.
45710-89L00	335E-20	48582-97E00	338C-8	54130-89L00	401A-11
	335G-20		338D-8	54137-89L00	401A-12
	335H-20		338E-8	54144-89L11	410A-17
	336A-24-1		338A-13		410B-17
	336B-24-1		338B-13		410C-17
45710-89L10	336E-24-1	48583-95E00	338C-13		410D-17
	336G-24-1		338D-13		410E-17
	336H-24-1		338E-13		410F-17
	336A-24-2		338A-6		410G-17
	336B-24-2		338B-6		410H-17
45722-94J11	336E-24-2	48664-87D00	338C-6		410J-17
	336G-24-2		338D-6	54145-89L01	410K-17
	336H-24-2		338E-6		410A-18
	336A-25		338A-9		410B-18
	336B-25		338A-15		410C-18
48000-89LA0	336E-25		338B-9		410D-18
	336G-25		338B-15		410E-18
	336H-25		338C-9		410F-18
	338A-1		338C-15		410G-18
	338B-1		338D-9		410H-18
48121-94JA0	338C-1	48681-87J11	338D-15		410J-18
	338D-1		338E-9		410K-18
	338E-1		338E-15	54151-99J00	405A-10
	338A-16		338A-3	54167-99J01	405A-11
	338B-16		338B-3	54211-99J01-0EP	405A-12
48321-97E01	338C-16	48864-89LA0	338C-3	54213-93901	405A-14
	338D-16		338D-3	54221-99J01-0EP	405A-13
	338E-16		338E-3	55100-99J40-0EP	407A-1
	338A-17		338A-2		407B-1
	338B-17		338B-2		407C-1
48325-97E00	338C-17		338C-2		407D-1
	338D-17		338D-2		407E-1
	338E-17		338E-2		407F-1
	338A-18				407G-1
	338B-18				407H-1
48510-94600	338C-18	50000	407J-1		407J-1
	338D-18		407K-1		407K-1
	338E-18		407L-1		407L-1
	338A-5		407M-1		407M-1
	338B-5		407N-1		407N-1
48553-88L00	338C-5	51110-89L02	401A-1	55321-87J01	407P-1
	338D-5	51211-89L00	401A-2		407R-1
	338E-5	52110-89L00-0EP	405A-3-1		111A-7
	338A-4	52110-89L10-0EP	405A-3-2		335C-20-1
	338B-4	52113-89L00	405A-5		335D-20-1
48572-94J00	338C-4	52131-89L00-0EP	405A-16		335F-20-1
	338D-4	54112-99J01	401A-7		335J-20-1
	338E-4	54113-99J00	401A-8		335K-20-1
	338A-8	54125-99J00	401A-10		336C-20-1
	338B-8	54127-89L00	401A-9		336D-25-1

PART NO.	FIG.NO.-REF.NO.	PART NO.	FIG.NO.-REF.NO.	PART NO.	FIG.NO.-REF.NO.
55331-99J10	336F-25-1		407N-24		220C-21
	336J-20-1		407P-24		220D-21
	336K-25-1		407R-24		220E-21
	338A-19-1		407A-21		220F-21
	338B-19-1		407B-21		220G-21
55332-99J10	338C-19-1		407C-21	56132-99J10	220H-21
	338D-19-1		407D-21		220J-21
	338E-19-1		407E-21		220K-21
	407A-6		407F-21		220A-23
	407B-6		407G-21		220B-23
55321-87J11	407C-6		407H-21		220C-23
	407D-6		407J-21		220D-23
	407E-6		407K-21		220E-23
	407F-6		407L-21		220F-23
	407G-6		407M-21		220G-23
55332-99J10	407H-6		407N-21	57100-90L30	220H-23
	407J-6		407P-21		220J-23
	407K-6		407R-21		220K-23
	407L-6		407A-22		220A-1-2
	407M-6		407B-22		220B-1-2
56120-99J41-0EP	407N-6		407C-22		220C-1-2
	407P-6		407D-22		220D-1-2
	407R-6		407E-22		220E-1-2
	335C-20-2		407F-22		220F-1-2
	335D-20-2		407G-22		220G-1-2
56130-99J30	335F-20-2		407H-22	57100-90L40	220H-1-2
	335J-20-2		407J-22		220J-1-2
	335K-20-2		407K-22		220K-1-2
	336C-20-2		407L-22		220A-1-1
	336D-25-2		407M-22		220B-1-1
56130-99J30	336F-25-2		407N-22		220C-1-1
	336J-20-2		407P-22		220D-1-1
	336K-25-2		407R-22		220E-1-1
	338A-19-2		407A-10		220F-1-1
	338B-19-2		407B-10		220G-1-1
57311-99J10	338C-19-2		407C-10	57100-90L50	220H-1-1
	338D-19-2		407D-10		220J-1-1
	338E-19-2		407E-10		220K-1-1
	407A-23		407F-10		220A-1-3
	407B-23		407G-10		220B-1-3
57311-99J10	407C-23		407H-10		220C-1-3
	407D-23		407J-10		220D-1-3
	407E-23		407K-10		220E-1-3
	407F-23		407L-10		220F-1-3
	407G-23		407M-10		220G-1-3
57311-99J10	407H-23		407N-10		220H-1-3
	407J-23		407P-10		220J-1-3
	407K-23		407R-10		220K-1-3
	407L-24		220A-21		220A-8
	407M-24		220B-21		220B-8

PART NO.	FIG.NO.-REF.NO.	PART NO.	FIG.NO.-REF.NO.	PART NO.	FIG.NO.-REF.NO.
57510-99J11	220C-8	57632-94J00	220C-19	58100-89L40-019	407C-15-2
	220D-8		220D-19		407D-15-2
	220E-8		220E-19		407E-15-2
	220F-8		220F-19		407F-15-2
	220G-8		220G-19		407G-15-2
	220H-8		220H-19		407H-15-2
	220J-8		220J-19		407J-15-2
	220K-8		220K-19		407K-15-2
	220A-9		407A-17		407A-15-4
	220B-9		407B-17		407B-15-4
57521-99J10	220C-9	57632-98501	407C-17	58100-89L50-019	407C-15-4
	220D-9		407D-17		407D-15-4
	220E-9		407E-17		407E-15-4
	220F-9		407F-17		407F-15-4
	220G-9		407G-17		407G-15-4
	220H-9		407H-17		407H-15-4
	220J-9		407J-17		407J-15-4
	220K-9		407K-17		407K-15-4
	220A-10		407L-17		407A-15-5
	220B-10		407M-17		407B-15-5
57610-99JL0	220C-10	57633-93901	407N-17	58100-89L60-019	407C-15-5
	220D-10		407P-17		407D-15-5
	220E-10		407R-17		407E-15-5
	220F-10		220A-20		407F-15-5
	220G-10		220B-20		407G-15-5
	220H-10		220C-20		407H-15-5
	220J-10		220D-20		407J-15-5
	220K-10		220E-20		407K-15-5
	220A-14		220F-20		407A-15-3
	220B-14		220G-20		407B-15-3
57621-99J11	220C-14	58100-89L00-019	220H-20	58100-90L40-019	407C-15-3
	220D-14		220J-20		407D-15-3
	220E-14		220K-20		407E-15-3
	220F-14		407L-23		407F-15-3
	220G-14		407M-23		407G-15-3
	220H-14		407N-23		407H-15-3
	220J-14		407P-23		407J-15-3
	220K-14		407R-23		407K-15-3
	220A-15		407A-15-1		407A-15-6
	220B-15		407B-15-1		407B-15-6
57631-93901	220C-15	58100-89L20-019	407C-15-1	58100-90L50-019	407C-15-6
	220D-15		407D-15-1		407D-15-6
	220E-15		407E-15-1		407E-15-6
	220F-15		407F-15-1		407F-15-6
	220G-15		407G-15-1		407G-15-6
	220H-15		407H-15-1		407H-15-6
	220J-15		407J-15-1		407J-15-6
	220K-15		407K-15-1		407K-15-6
	220A-19		407A-15-2		407A-15-7
	220B-19		407B-15-2		407B-15-7

PART NO.	FIG.NO.-REF.NO.	PART NO.	FIG.NO.-REF.NO.	PART NO.	FIG.NO.-REF.NO.
58100-90L60-019	407C-15-7	58100-94JA1-019	407N-8	58120-89L00	61124-89L20
	407D-15-7		407P-8		410B-13
	407E-15-7		407R-8		410H-13
	407F-15-7		175A-13		513A-21
	407G-15-7		59262-94J00		513B-21
	407H-15-7		59441-94J00		513C-21
	407J-15-7		220A-17		61124-89L30
	407K-15-7		220B-17		410C-13
	407A-15-8		220C-17		410J-13
	407B-15-8		220D-17		61124-89L40
58120-89L00	407C-15-8	58120-94JA1	220E-17	59800-89L01	410A-13
	407D-15-8		220F-17		410D-13
	407E-15-8		220G-17		410E-13
	407F-15-8		220H-17		410F-13
	407G-15-8		220I-17		410G-13
	407H-15-8		220J-17		410K-13
	407J-15-8		220K-17		410A-5
	407K-15-8		59441-99J00		61134-89L00
	407L-15		220A-18		410B-5
	407M-15		220B-18		410C-5
58120-94JA1	407N-15	59178-97J00	220C-18	60000	410D-5
	407P-15		220D-18		410E-5
	407R-15		220E-18		410F-5
	407A-16		220F-18		410G-5
	407B-16		220G-18		410H-5
	407C-16		220H-18		410J-5
	407D-16		220I-18		410K-5
	407E-16		220K-18		61151-91J11
	407F-16		420A-12		146A-43
	407G-16		420B-12		410A-14
59178-97J00	407H-16	61112-89L10	420C-12	61400-89L10-0EP	410B-14
	407J-16		420D-12		410C-14
	407K-16		420E-12		410D-14
	407L-16		420F-12		410E-14
	407M-16		420G-12		410F-14
	407N-16		420H-12		410G-14
	407P-16		420J-12		410H-14
	407R-16		420K-12		410J-14
	407A-8		410A-4		410K-14
	407B-8		410B-4		420A-1
61112-89L10	407C-8	61412-89L00	410C-4	61412-89L00	420B-1
	407D-8		410D-4		420C-1
	407E-8		410E-4		420D-1
	407F-8		410F-4		420E-1
	407G-8		410G-4		420F-1
	407H-8		410H-4		420G-1
	407J-8		410I-4		420H-1
	407K-8		410J-4		420J-1
	407L-8		410K-4		420K-1
	407M-8		410E-4		410A-9

PART NO.	FIG.NO.-REF.NO.	PART NO.	FIG.NO.-REF.NO.	PART NO.	FIG.NO.-REF.NO.
61433-89L01	410G-9	61458-89L30	420B-6	61616-93ELO	410B-10
	410H-9		420C-6		410C-10
	410J-9		420D-6		410D-10
	410K-9		420E-6		410E-10
	420A-2		420F-6		410F-10
	420B-2		420G-6		410G-10
	420C-2		420H-6		410H-10
	420D-2		420J-6		410J-10
	420E-2		420K-6		410K-10
	420F-2		420A-10		410A-11
61435-89L00	420G-2	61471-89L00	420B-10	61622-90L00	410B-11
	420H-2		420C-10		410C-11
	420J-2		420D-10		410D-11
	420K-2		420E-10		410E-11
	420G-8		420F-10		410F-11
	420H-8		420G-10		410G-11
	420J-8		420H-10		410H-11
	420K-8		420J-10		410J-11
	420E-8		420K-10		410K-11
	420F-8		420A-11		420A-4
61435-94J30	420A-8	61472-97J00	420B-11	61810-89L00-RB4	420B-4
	420B-8		420C-11		420C-4
	420C-8		420D-11		420D-4
	420D-8		420E-11		420E-4
	420A-5		420F-11		420F-4
	420B-5		420G-11		420G-4
	420C-5		420H-11		420H-4
	420D-5		420J-11		420J-4
	420E-5		420K-11		420K-4
	420F-5		167A-13		410A-1
61443-99J00	420G-5	61494-89L10	167B-13	61820-89L00-RB4	410B-1
	420H-5		167C-13		410E-1
	420J-5		167D-13		410G-1
	420K-5		167E-13		410H-1
	420A-9		167F-13		410C-1
	420B-9		167G-13		410D-1
	420C-9		167H-13		410F-1
	420D-9		167J-13		410J-1
	420E-9		167K-13		410K-1
	420F-9		126A-12		410A-2
61446-89L00	420G-9	61494-89L10	126B-12	61820-89L00-RB4	410B-2
	420H-9		126C-12		410D-2
	420J-9		126D-12		410E-2
	420K-9		126E-12		410F-2
	420C-14		126F-12		410G-2
	420D-14		126G-13		410H-2
	420F-14		126H-13		410K-2
	420J-14		126J-13		410C-2
	420K-14		126K-13		410J-2
	420A-6		410A-10		410A-15

PART NO.	FIG.NO.-REF.NO.	PART NO.	FIG.NO.-REF.NO.	PART NO.	FIG.NO.-REF.NO.
61831-89L00-0EP	410B-15	63122-99J00	444B-5	63240-94J10	444D-8
	410C-15		444C-5		444E-8
	410D-15		444D-5		444F-8
	410E-15		444E-5		444A-10
	410F-15		444F-5		444B-10
	410G-15		444A-23		444C-10
	410H-15		444B-23		444D-10
	410J-15		444C-23		444E-10
	410K-15		444D-23		444F-10
	410A-6		444E-23		444A-11
63131-99J11-0EP	410B-6	63133-89L00	444F-23	63241-986B0	444B-11
	410C-6		444A-24		444C-11
	410D-6		444B-24		444D-11
	410E-6		444C-24		444E-11
	410F-6		444D-24		444F-11
	410G-6		444E-24		444A-12
	410H-6		444F-24		444B-12
	410J-6		444A-25		444C-12
	410K-6		444B-25		444D-12
	444A-1		444C-25		444E-12
63111-89L00-0EP	444B-1	63114-99J01	444D-25	63244-94J00	444F-12
	444C-1		444E-25		444A-14
	444D-1		444F-25		444B-14
	444E-1		444A-6		444C-14
	444F-1		444B-6		444D-14
	444A-22		444C-6		444E-14
	444B-22		444D-6		444F-14
	444C-22		444E-6		444A-15
	444D-22		444F-6		444B-15
	444E-22		444A-31		444C-15
444F-22	444B-31	444D-15			
63115-99J00	444A-3	63215-93110	444C-31	63610-89L00	444E-15
	444B-3		444D-31		444F-15
	444C-3		444E-31		583A-1
	444D-3		444F-31		583A-2
	444E-3		444A-7		583A-3
	444F-3		444B-7		583A-4
	444A-2		444C-7		583A-5
	444B-2		444D-7		583A-6
	444C-2		444E-7		583A-7
	444D-2		444F-7		583A-8
63115-99J10	444E-2	63220-89L00	444A-9	63610-89L10	444B-15
	444F-2		444B-9		444C-15
	444A-4		444C-9		444D-15
	444B-4		444D-9		444E-15
	444C-4		444E-9		444F-15
	444D-4		444F-9		583A-1
	444E-4		444A-8		583A-2
	444F-4		444B-8		583A-3
	444A-5		444C-8		583A-4
	444B-5		444D-8		583A-5
63121-99J00-0EP	444C-8	63225-93200	444E-8	65000-95J00	583A-6
	444D-8		444A-9		583A-7
	444E-8		444B-9		583A-8
	444F-8		444C-9		583A-9
	444A-8		444D-9		583A-10
	444B-8		444E-9		583A-11
	444C-8		444F-9		583A-12
	444D-8		444A-8		583A-13
	444E-8		444B-8		583A-14
	444F-8		444C-8		583A-15

PART NO.	FIG.NO.-REF.NO.	PART NO.	FIG.NO.-REF.NO.	PART NO.	FIG.NO.-REF.NO.
67130-89L03	444D-26	67220-95630	508A-14	67226-92E10	545F-15
	444E-26		508B-14		545G-15
	444F-26		508C-14		545A-16
	513A-1		450A-15		545B-16
67140-95600	513B-1	67221-92E00	450B-16	67227-92E00	545C-16
	513C-1		450C-15		545D-16
	515A-1		450D-16		545E-16
	515B-1		508A-15		545F-16
	515C-1		508B-15		545G-16
	515D-1		508C-15		545A-24
67200-93J13	515E-1	67222-92E00	545A-8	67228-92E00	545B-24
	515F-1		545B-8		545C-24
	515G-1		545C-8		545D-24
	544A-1		545D-8		545E-24
	544B-1		545E-8		545F-24
67200-93J50	544C-1	67222-92E00	545F-8	67229-95600	545G-24
	544D-1		545G-8		545A-18
	544E-1		545A-2		545B-18
	544F-1		545B-2		545C-18
	544G-1		545C-2		545D-18
	545A-1		545D-2		545E-18
67200-94J20	545B-1	67223-92E00	545E-2	67230-92E00	545F-18
	545C-1		545F-2		545G-18
	545D-1		545G-2		450A-17
	545E-1		545A-3		450B-18
	545F-1		545B-3		450C-17
67211-93J00	545G-1	67223-99E10	545C-3	67231-92E00	450D-18
	450B-1		545D-3		508A-17
	450D-1		545E-3		508B-17
	450A-1		545F-3		508C-17
67212-95600	450C-1	67224-92E00	545G-3	67232-95600	545A-20
	508A-1		450A-16		545B-20
	508B-1		450B-17		545C-20
	508C-1		450C-16		545D-20
	544A-27		450D-17		545E-20
	544B-27		508A-16		545F-20
67214-92E00	544C-27	67226-92E00	508B-16	67233-92E00	545G-20
	544D-27		508C-16		545A-41
	544E-27		545A-9		545B-41
	544F-27		545B-9		545C-41
	544G-27		545C-9		545D-41
	450A-13		545D-9		545E-41
67214-92E00	450B-14	67226-92E00	545E-9	67233-92E00	545F-41
	450C-13		545F-9		545G-41
	450D-14		545G-9		450A-18
	508A-13		545A-15		450B-19
	508B-13		545B-15		450C-18
	508C-13		545C-15		450D-19
67214-92E00	450A-14	67226-92E00	545D-15	67233-92E00	508A-18
	450C-14		545E-15		508B-18

PART NO.	FIG.NO.-REF.NO.	PART NO.	FIG.NO.-REF.NO.	PART NO.	FIG.NO.-REF.NO.
67232-95620	508C-18	67238-87D00	450A-19	67238-92E00	545B-44
	545A-42		450B-20		545C-44
	545B-42		450C-19		545D-44
	545C-42		450D-20		545E-44
67233-92E00	545D-42	67239-92E00	508A-19	67243-95600	545F-44
	545E-42		508B-19		545G-44
	545F-42		508C-19		450A-21
	545G-42		545A-34		450B-22
	545A-28		545B-34		450C-21
	545B-28		545C-34		450D-22
67234-92E00	545C-28	67240-92E00	545D-34	67244-95600	508A-21
	545D-28		545E-34		508B-21
	545E-28		545F-34		508C-21
	545F-28		545G-34		508D-22
	545G-28		545A-35		450A-23
	545A-26		545B-35		450C-22
67235-92E00	545B-26	67241-92E10	545C-35	67245-95600	450D-23
	545C-26		545D-35		508A-22
	545D-26		545E-35		508B-22
	545E-26		545F-35		508C-22
	545F-26		545G-35		508D-23
	545G-26		545A-45		545A-23
67236-92E00	545A-22	67241-99E10	545B-45	67251-93J00	545B-23
	545B-22		545C-45		545C-23
	545C-22		545D-45		545D-23
	545D-22		545E-45		545E-23
	545E-22		545F-45		545F-23
	545F-22		545G-45		545G-23
67237-92E01	545G-22	67241-99E10	545A-17	67246-92E00	450A-23
	545A-27		545A-17		450B-24
	545B-27		545B-17		450C-23
	545C-27		545C-17		450D-24
	545D-27		545D-17		508A-23
	545E-27		545E-17		508B-23
67243-92E00	545F-27	67241-99E10	545F-17	67251-99E20	508C-23
	545G-27		545G-17		545A-36
	545A-32		545A-43		545B-36
	545B-32		545B-43		545C-36
	545C-32		545C-43		545D-36
	545D-32		545D-43		545E-36
67243-92E00	545E-32	67241-99E10	545E-43	67251-99E20	545F-36
	545F-32		545F-43		545G-36
	545G-32		545G-43		544A-12
	545A-33		450A-20		544B-12
	545B-33		450B-21		544C-12
	545C-33		450C-20		544D-12
67243-92E00	545D-33	67243-92E00	450D-21	67251-99E20	544E-12
	545E-33		508A-20		544F-12
	545F-33		508B-20		544G-12
	545G-33		508C-20		450A-24
			545A-44		450B-25

PART NO.	FIG.NO.-REF.NO.	PART NO.	FIG.NO.-REF.NO.	PART NO.	FIG.NO.-REF.NO.
67252-92E10	450C-24	67256-95600	450D-28	67263-93J00	508A-32
	450D-25		508A-27		508B-32
	508A-24		508B-27		508C-32
	508B-24		508C-27		544A-3
	508C-24		450A-28		544B-3
67252-95600	545A-39	67257-92E00	450B-29	67264-95600	450A-34
	545B-39		450C-28		450B-35
	545C-39		450D-29		450C-34
	545D-39		508A-28		450D-35
	545E-39		508B-28		450A-34
67253-92E00	544A-15	67257-99E10	450B-30	67267-93J00	508A-34
	544B-15		450C-29		508B-34
	544C-15		450D-30		508C-34
	544D-15		508A-29		450A-35
	544E-15		508B-29		450B-36
67253-92E10	544F-15	67258-99E00	508C-29	67269-92E00	450C-35
	544G-15		450A-30		450D-36
	545A-38		450B-31		508A-35
	545B-38		450C-30		508B-35
	545C-38		450D-31		508C-35
67253-95600	545D-38	67259-87D00	508A-30	67271-92E00	545A-29
	545E-38		508B-30		545B-29
	545F-38		508C-30		545C-29
	545G-38		450A-31		545D-29
	450A-26		450B-32		544E-21
67255-99E10	450B-27	67261-93J00	450C-31	67273-92E00	544F-21
	450C-26		450D-32		544G-21
	450D-27		508A-31		544A-17
	508A-26		508B-31		544B-17
	508B-26		508C-31		544C-17
67255-99E10	508C-26	67261-99E10	544A-2	67273-95600	544D-17
	545A-40		544B-2		544E-17
	545B-40		544C-2		544F-17
	545C-40		544D-2		544G-17
	545D-40		544E-2		450A-38
67255-99E10	545E-40	67261-99E10	544F-2	67273-95600	450B-52
	545F-40		544G-2		450C-38
	545G-40		450A-32		450D-52
	450A-27		450B-33		508A-38
	450B-28		450C-32		508B-38
67255-99E10	450C-27	67261-99E10	450D-33	67273-95600	508C-38
			450D-33		544F-23
			450D-33		544G-23
			450D-33		450A-39
			450D-33		450B-39

PART NO.	FIG.NO.-REF.NO.	PART NO.	FIG.NO.-REF.NO.	PART NO.	FIG.NO.-REF.NO.
67286-92E00	508B-36	67286-92E00	508C-39	67291-92E00	545A-7
	508C-36		545A-19		545B-7
	544A-22		545B-19		545C-7
	544B-22		545C-19		545D-7
	544C-22		545D-19		545E-7
67287-92E00	544D-22	67287-92E00	545E-19	67291-92E10	545F-7
	544E-22		545F-19		545G-7
	544F-22		545G-19		545A-37
	544G-22		544A-20		545B-37
	544A-24		544B-20		545C-37
67274-92E00	544B-24	67287-92E00	544C-20	67291-92E10	545D-37
	544C-24		544D-20		545E-37
	544D-24		544E-20		545F-37
	544E-24		544F-20		545G-37
	544F-24		544G-20		450A-40
67275-95600	544G-24	67288-92E00	545A-4	67292-94300	450B-39
	450A-37		545B-4		450C-40
	450B-38		545C-4		450D-39
	450C-37		545D-4		508A-40
	450D-38		545E-4		508B-40
67288-92E10	508A-37	67288-92E10	545F-4	67294-92E00	508C-40
	508B-37		545G-4		545A-5
	508C-37		545A-6		545B-5
	544A-21		545B-6		545C-5
	544B-21		545C-6		545D-5
67281-93J00	544C-21	67288-92E20	545D-6	67294-92E00	545E-5
	544D-21		545E-6		545F-5
	544E-21		545F-6		545G-5
	544F-21		545G-6		545A-10
	544G-21		544A-7		545B-10
67282-94L00	544A-17	67288-92E30	544B-7	67294-95600	545C-10
	544B-17		544C-7		545D-10
	544C-17		544D-7		545E-10
	544D-17		544E-7		545F-10
	544E-17		544F-7		545G-10
67284-94L00	544F-17	67288-92E40	544G-7	67295-92E00	450A-41
	544G-17		544A-14		450B-40
	450A-38		544B-14		450C-41
	450B-52		544C-14		450D-40
	450C-38		544D-14		508A-41
67284-94L00	450D-52	67288-92E40	544E-14	67295-92E00	508B-41
	508A-38		544F-14		508C-41
	508B-38		544G-14		515A-2
	508C-38		544A-10		515B-2
	450A-39		544B-10		515C-2
67284-94L00	450B-53	67288-92E40	544C-10	67295-92E00	515D-2
	450C-39		544D-10		515E-2
	450D-53		544E-10		515F-2
	508A-39		544F-10		515G-2
	508B-39		544G-10		544A-8

PART NO.	FIG.NO.-REF.NO.	PART NO.	FIG.NO.-REF.NO.	PART NO.	FIG.NO.-REF.NO.
	544B-8	67296-92E20	545A-14		450B-43
	544C-8		545B-14		450C-44
	544D-8		545C-14		450D-43
	544E-8		545D-14		508A-44
	544F-8		545E-14		508B-44
67295-92E10	544G-8		545F-14		508C-44
	544A-5	67296-92E30	545G-14	67296-95610	450A-45
	544B-5		544A-18		450B-44
	544C-5		544B-18		450C-45
	544D-5		544C-18		450D-44
	544E-5		544D-18		508A-45
	544F-5		544E-18		508B-45
67296-88D10	544G-5		544F-18		508C-45
	544A-6		544G-18		544A-25
	544B-6	67296-92E60	544A-13		544B-25
	544C-6		544B-13		544C-25
	544D-6		544C-13		544D-25
	544E-6		544D-13		544E-25
	544F-6		544E-13		544F-25
	544G-6		544F-13		544G-25
	545A-13		544G-13	67296-95621	515A-3
	545A-30	67296-92E70	544A-9		515B-3
	545B-13		544A-28		515C-3
	545B-30		544B-9		515D-3
	545C-13		544B-28		515E-3
	545C-30		544C-9		515F-3
	545D-13		544C-28		515G-3
	545D-30		544D-9	67297-95600	450A-46
	545E-13		544D-28		450B-45
	545E-30		544E-9		450C-46
	545F-13		544E-28		450D-45
	545F-30		544F-9		508A-46
	545G-13		544F-28		508B-46
	545G-30		544G-9		508C-46
67296-90J00	450A-42		544G-28	67320-93J00	515A-4-1
	450B-41	67296-94300	450A-43		515B-4-1
	450C-42		450B-42		515C-4-1
	450D-41		450C-43		515D-4-1
	508A-42		450D-42		515E-4-1
	508B-42		508A-43		515F-4-1
	508C-42		508B-43		515G-4-1
67296-92E11	450B-15		508C-43	67320-93J10	515A-4-2
	450D-15	67296-94310	450A-33		515B-4-2
	545A-12		450B-34		515C-4-2
	545B-12		450C-33		515D-4-2
	545C-12		450D-34		515E-4-2
	545D-12		508A-33		515F-4-2
	545E-12		508B-33		515G-4-2
	545F-12		508C-33	67320-93J20	515A-4-3
	545G-12	67296-95600	450A-44		515B-4-3

PART NO.	FIG.NO.-REF.NO.	PART NO.	FIG.NO.-REF.NO.	PART NO.	FIG.NO.-REF.NO.
	515C-4-3		206J-21	67728-99E00	442A-6
	515D-4-3		513A-22		442B-6
	515E-4-3		513B-22		442C-6
	515F-4-3		513C-22		442D-6
	515G-4-3	67467-89J01	166A-11		575A-6
67320-93J30	515A-4-4		166B-11	68110-89L00	575B-6
	515B-4-4		166C-11		575C-6
	515C-4-4		166D-11		420A-14
	515D-4-4		206B-18		420B-14
	515E-4-4		206C-18		420C-15
	515F-4-4		206H-18		420D-15
	515G-4-4		206J-18		420E-14
67320-93J40	515A-4-5		513A-23		420F-15
	515B-4-5		513B-23		420G-14
	515C-4-5		513C-23		420H-14
	515D-4-5	67500-93J00	544A-29		420J-15
	515E-4-5		544B-29		420K-15
	515F-4-5		544C-29	68111-89L00	420A-7
	515G-4-5		544D-29		420B-7
67320-93J50	515A-4-6		544E-29		420C-7
	515B-4-6		544F-29		420D-7
	515C-4-6		544G-29		420E-7
	515D-4-6	67701-99J02	442A-2		420F-7
	515E-4-6		442B-2		420G-7
	515F-4-6		442C-2		420H-7
	515G-4-6		442D-2		420J-7
67320-93J60	515A-4-7		575A-2		420K-7
	515B-4-7		575B-2	69711-93E10	167A-12
	515C-4-7		575C-2		167B-12
	515D-4-7	67721-93E10	442A-3		167C-12
	515E-4-7		442B-3		167D-12
	515F-4-7		442C-3		167E-12
	515G-4-7		442D-3		167F-12
67320-93J70	515A-4-8		575A-3		167G-12
	515B-4-8		575B-3		167H-12
	515C-4-8		575C-3		167J-12
	515D-4-8	67725-96J00	442A-4		167K-12
	515E-4-8		442B-4		335A-24
	515F-4-8		442C-4		335B-24
	515G-4-8		442D-4		335C-27
67320-93J80	515A-4-9		575A-4		335D-27
	515B-4-9		575B-4		335E-24
	515C-4-9		575C-4		335F-27
	515D-4-9	67726-99E00	442A-5		335G-24
	515E-4-9		442B-5		335H-24
	515F-4-9		442C-5		335J-27
	515G-4-9		442D-5		335K-27
67340-89L00	206B-21		575A-5		
	206C-21		575B-5		
	206H-21		575C-5		

PART NO.	FIG.NO.-REF.NO.	PART NO.	FIG.NO.-REF.NO.	PART NO.	FIG.NO.-REF.NO.
70000			322D-4		322B-16
			322E-4		322C-15
			322F-4		322C-16
			322G-4		322D-20
			322K-4		322D-21
	77811-54GB0-0PG	450A-47	513A-33		322E-20
		450B-46	513B-33		322E-21
		450C-47	513C-33		322F-20
		450D-46	561A-17		322F-21
		508A-47	561B-17		322G-20
	508B-47	561C-17		322G-21	
	508C-47	303D-2		322H-15	
		561A-10		322H-16	
		561B-10		322J-15	
		561C-10		322J-16	
		303A-2		322K-20	
90000			303B-2		322K-21
			303C-2		513A-34
			303A-3		513B-34
			303B-3		513C-34
	99000-81158-50M	167A-8	303C-3	01550-06167	146A-20
		167B-8	303D-3		166A-10
		167C-8	163A-8		166B-10
		167D-8	163D-8		166C-10
		167E-8	163E-8		166D-10
		167F-8	163F-8		303A-10
	167G-8	163G-8		303B-10	
	167H-8	163K-8		303C-10	
	167J-8	166A-9		303D-10	
	167K-8	166B-9		310A-8	
99011-89L30-03B	420A-13	166C-9		310B-8	
	420B-13	166D-9		310C-8	
	420C-13	175A-8		310D-8	
	420D-13	206A-17		310E-8	
	420E-13	206B-9		310F-8	
	420F-13	206B-15		310G-8	
	420G-13	206C-9		310H-8	
	420H-13	206C-15		310J-8	
	420J-13	206D-17		310K-8	
	420K-13	206E-17		334A-9	
		206F-17		334B-8	
		206G-17		334C-8	
		206H-9		334D-8	
		206H-15		334E-9	
		206J-9		334F-8	
01547-06167	206B-22	206J-15		334G-9	
	206C-22	206K-17		334H-8	
	206H-22	322A-20		334J-8	
	206J-22	322A-21		334K-8	
	322A-4	322B-15		513A-35	

PART NO.	FIG.NO.-REF.NO.	PART NO.	FIG.NO.-REF.NO.	PART NO.	FIG.NO.-REF.NO.
			513B-35		553B-6
			513C-35		553C-6
			561A-8		561A-9
			561B-8		561B-9
			561C-8		561C-9
01550-06207			111A-15	01550-06257	120A-13
			146A-21		146A-11
			162A-3		146A-22
			163A-9		206A-18
			163B-7		206B-16
			163C-7		206C-16
			163D-9		206D-18
			163E-9		206E-18
			163F-9		206F-18
			163G-9		206G-18
			163H-7		206H-16
			163J-7		206J-16
			163K-9		206K-18
			167A-11	01550-06307	167A-9
			167B-11		167B-9
			167C-11		167C-9
			167D-11		167D-9
			167E-11		167E-9
			167F-11		167F-9
			167G-11		167G-9
			167H-11		167H-9
			167J-11		167J-9
			167K-11		167K-9
			175A-7		310A-12
			310A-7		310B-12
			310B-7		310C-12
			310C-7		310D-12
			310D-7		310E-12
			310E-7		310F-12
			310F-7		310G-12
			310G-7		310H-12
			310H-7		310J-12
			310J-7		310K-12
			310K-7	01550-06357	113A-2
			334A-15		120A-14
			334B-14	01550-06507	144A-9
			334C-14	01550-08207	111A-9
			334D-14		113A-7
			334E-15		301A-22
			334F-14		553A-5
			334G-15		553B-5
			334H-14		553C-5
			334J-14	01550-08307	301A-23
			334K-14	01560-08307	401A-15
			553A-6	01560-08757	113A-3
					01580-08407
					126A-3
					126B-3
					126C-3
					126D-3
					126E-3
					126F-3
					126G-3
					126H-3
					126J-3
					126K-3
				02122-04127	120A-15
				02122-0630A	175A-14
				02142-06167	410A-16
					410B-16
					410C-16
					410D-16
					410E-16
					410F-16
					410G-16
					410H-16
					410J-16
					410K-16
				02142-06207	206A-19
					206B-17
					206C-17
					206D-19
					206E-19
					206F-19
					206G-19
					206H-17
					206J-17
					206K-19
				03112-0630B	501A-16
					501B-16
					501C-16
					501D-16
				03121-0516A	530A-26
					530B-26
					530C-26
					530D-26
					530A-14
					530B-14
					530C-14
					530D-14
				03142-04169	160A-12
				03542-05169	420A-3
					420B-3
					420C-3
					420D-3
					420E-3

PART NO.	FIG.NO.-REF.NO.	PART NO.	FIG.NO.-REF.NO.	PART NO.	FIG.NO.-REF.NO.
	420F-3		303A-7		338B-20
	420G-3		303B-7		338C-20
	420H-3		303C-7		338D-20
	420J-3		303D-7		338E-20
	420K-3	09100-06178	335A-9		407A-7
03542-06209	146A-23		335B-9		407B-7
04211-09149	120A-12		335E-9		407C-7
04211-11129	111A-12		335G-9		407D-7
	113A-4		335H-9		407E-7
04221-05109	126A-4	09100-08232	336A-23		407F-7
	126B-4		336B-23		407G-7
	126C-4		336C-13		407H-7
	126D-4		336D-13		407J-7
	126E-4		336E-23		407K-7
	126F-4		336F-13		407L-7
	126G-4		336G-23		407M-7
	126H-4		336H-23		407N-7
	126J-4		336J-13		407P-7
	126K-4		336K-13		407R-7
08110-60020	220A-2		450A-48	09108-06141	160A-14
	220B-2		450B-47	09108-08286	336B-29
	220C-2		450C-48		336C-16
	220D-2		450D-47		336H-29
	220E-2		508A-48		336J-16
	220F-2		508B-48		513A-24
	220G-2		508C-48		513B-24
	220H-2	09100-08311	335A-15		513C-24
	220J-2		335B-15	09111-10067	336A-26
	220K-2		335C-24		336B-26
08110-60050	407A-11		335D-24		336E-26
	407B-11		335E-15		336G-26
	407C-11		335F-24		336H-26
	407D-11		335G-15	09116-06196	310A-3
	407E-11		335H-15		310B-3
	407F-11		335J-24		310C-3
	407G-11		335K-24		310D-3
	407H-11	09103-06237	432A-8		310E-3
	407J-11	09103-06267	120A-7		310F-3
	407K-11	09103-06319	111A-8		310G-3
	407L-11		335C-21		310H-3
	407M-11		335D-21		310J-3
	407N-11		335F-21		310K-3
	407P-11		335J-21	09116-06202	126A-7
	407R-11		335K-21		126B-7
08316-10087	301A-24		336C-21		126C-7
08322-0106A	303A-11		336D-26		126D-7
	303B-11		336F-26		126E-7
	303C-11		336J-21		126F-7
08341-31039	120A-9		336K-26		126G-9
	120A-10		338A-20		126H-9

PART NO.	FIG.NO.-REF.NO.	PART NO.	FIG.NO.-REF.NO.	PART NO.	FIG.NO.-REF.NO.
	126J-9		220J-24	09119-08L01	111A-4
	126K-9		220K-24	09119-08L02	111A-3
	146A-12	09116-06234	206A-9	09125-05042	444A-29
	327A-4		206D-9		444B-29
	327B-8		206E-9		444C-29
	327C-8		206F-9		444D-29
	327D-4		206G-9		444E-29
	327E-8		206K-9		444F-29
09116-06225	336A-35	09116-08128	335C-18		545A-21
	336B-32		335D-18		545B-21
	336C-19		335F-18		545C-21
	336D-22		335J-18		545D-21
	336E-35		335K-18		545E-21
	336F-22	09116-08137	401A-13		545F-21
	336G-35	09116-08150	338A-21		545G-21
	336H-32		338B-21	09125-05046	327B-5
	336J-19		338C-21		327C-5
	336K-22		338D-21		327E-5
	444A-27		338E-21	09125-05135	544A-30
	444B-27	09116-08151	401A-3		544B-30
	444C-27		405A-6		544C-30
	444D-27		405A-17		544D-30
	444E-27		407A-5		544E-30
	444F-27		407B-5		544F-30
	513A-25		407C-5		544G-30
	513B-25		407D-5	09125-06063	335C-12
	513C-25		407E-5		335D-12
	407A-14	09116-06227	407F-5		335F-12
	407B-14		407G-5		335J-12
	407C-14		407H-5		335K-12
	407D-14		407J-5	09126-05003	450A-49
	407E-14		407K-5		450B-48
	407F-14		407L-5		450C-49
	407G-14		407M-5		450D-48
	407H-14		407N-5		508A-49
	407J-14		407P-5		508B-49
	407K-14		407R-5		508C-49
	407L-14		444A-16	09126-06006	545A-25
	407M-14		444B-16		545B-25
	407N-14		444C-16		545C-25
	407P-14		444D-16		545D-25
	407R-14		444E-16		545E-25
09116-06229	220A-24	09116-08154	444F-16		545F-25
	220B-24	09116-08155	405A-15		545G-25
	220C-24		444A-28	09126-06015	444A-17
	220D-24		444B-28		444B-17
	220E-24		444C-28		444C-17
	220F-24		444D-28		444D-17
	220G-24		444E-28		444E-17
	220H-24		444F-28		444F-17

PART NO.	FIG.NO.-REF.NO.	PART NO.	FIG.NO.-REF.NO.	PART NO.	FIG.NO.-REF.NO.
09136-05041	340A-8		545C-31		336E-36
	340B-8		545D-31		336F-23
	340C-8		545E-31		336G-36
	340D-8		545F-31		336K-23
	340E-8		545G-31	09159-22006	335A-8
444A-18	09140-08023-XCO		335A-16		335B-8
444B-18			335B-16		335C-13
444C-18			335C-25		335D-13
444D-18			335D-25		335E-8
444E-18			335E-16		335F-13
444F-18			335F-25		335G-8
09136-06168	410A-8		335G-16		335H-8
	410B-8		335H-16		335J-13
	410C-8		335J-25		335K-13
	410D-8		335K-25		513A-27
	410E-8	09140-10031		401A-14	
410F-8	09140-14008		303A-5	09160-05024	513C-27
410G-8			303B-5		544A-19
410H-8			303C-5		544B-19
410J-8			303D-5		544C-19
410K-8	09141-12005		407A-18		544D-19
410A-3			407B-18		544E-19
410B-3			407C-18		544F-19
410C-3			407D-18		544G-19
410D-3			407E-18	09160-05029	206B-11
410E-3			407F-18		206C-11
410F-3			407G-18		206H-11
410G-3			407H-18		206J-11
410H-3			407J-18		513A-28
410J-3			407K-18		513B-28
410K-3			407L-18		513C-28
09140-05005	327B-7		407M-18		544A-31
	327C-7		407N-18		544B-31
	327E-7		407P-18		544C-31
	544A-32		407R-18		544D-31
	544B-32	09148-06008		444A-13	
544C-32			444B-13		544F-31
544D-32			444C-13		544G-31
544E-32			444D-13	09160-06046	166A-8
544F-32			444E-13		166B-8
544G-32			444F-13		166C-8
09140-06020	450A-50	09159-08059	336B-30		166D-8
	450B-49		336C-17		206A-10
	450C-50		336H-30		206B-10
	450D-49		336J-17		206C-10
	508A-50		513A-26		206D-10
508B-50		513B-26		206E-10	
508C-50		513C-26		206F-10	
545A-31	09159-08L02		336A-36		206G-10
545B-31			336D-23		206H-10

PART NO.	FIG.NO.-REF.NO.	PART NO.	FIG.NO.-REF.NO.	PART NO.	FIG.NO.-REF.NO.
	206J-10		310J-17		407L-19
	206K-10		310K-17		407M-19
	513A-29	09160-06171	120A-8		407N-19
	513B-29	09160-08081	335A-17		407P-19
	513C-29		335B-17		407R-19
09160-06055	166A-12		335C-23	09160-15057	303A-6
	166B-12		335D-23		303B-6
	166C-12		335E-17		303C-6
	166D-12		335F-23		303D-6
	206B-19		335G-17	09160-17024	220A-11-1
	206C-19		335H-17		220B-11-1
	206H-19		335J-23		220E-11-1
	206J-19		335K-23		220G-11-1
	513A-30	09160-08082	336A-22		220H-11-1
	513B-30		336B-22	09160-17025	220A-11-3
	513C-30		336B-28		220B-11-3
09160-06082	160A-15		336C-12		220E-11-3
	210A-8		336C-15		220G-11-3
	335A-10		336D-12		220H-11-3
	335B-10		336E-22	09160-17026	220A-11-5
	335E-10		336F-12		220B-11-5
	335G-10		336G-22		220E-11-5
	335H-10		336H-22		220G-11-5
	336A-17		336H-28		220H-11-5
	336B-17		336J-12	09160-17027	220A-11-7
	336E-17		336J-15		220B-11-7
	336G-17		336K-12		220E-11-7
	336H-17		513A-20		220G-11-7
09160-06085	432A-9		513B-20		220H-11-7
09160-06094	206A-11		513C-20	09160-17028	220A-11-9
	206D-11	09160-08170	335A-22		220B-11-9
	206E-11		335B-22		220E-11-9
	206F-11		335C-26		220G-11-9
	206G-11		335D-26		220H-11-9
	206K-11		335E-22	09160-17039	220A-11-2
09160-06104	450A-51		335F-26		220B-11-2
	450B-50		335G-22		220E-11-2
	450C-51		335H-22		220G-11-2
	450D-50		335J-26		220H-11-2
	508A-51		335K-26	09160-17040	220A-11-4
	508B-51	09160-12066	407A-19		220B-11-4
	508C-51		407B-19		220E-11-4
09160-06168	310A-17		407C-19		220G-11-4
	310B-17		407D-19		220H-11-4
	310C-17		407E-19	09160-17041	220A-11-6
	310D-17		407F-19		220B-11-6
	310E-17		407G-19		220E-11-6
	310F-17		407H-19		220G-11-6
	310G-17		407J-19		220H-11-6
	310H-17		407K-19	09160-17042	220A-11-8

PART NO.	FIG.NO.-REF.NO.	PART NO.	FIG.NO.-REF.NO.	PART NO.	FIG.NO.-REF.NO.
09160-17053	220B-11-8	09160-20042	220B-4	09160-25041	220B-12-4
	220E-11-8		220C-4		220C-12-4
	220G-11-8		220D-4		220D-12-4
	220H-11-8		220E-4		220E-12-4
	220C-11-1		220F-4		220F-12-4
09160-17054	220D-11-1	09160-20042	220G-4	09160-25041	220G-12-4
	220F-11-1		220H-4		220H-12-4
	220J-11-1		220J-4		220J-12-4
	220K-11-1		220K-4		220K-12-4
	220C-11-2		220A-5-2		220A-12-5
09160-17055	220D-11-2	09160-20042	220B-5-2	09160-25041	220B-12-5
	220F-11-2		220C-5-2		220C-12-5
	220J-11-2		220D-5-2		220D-12-5
	220K-11-2		220E-5-2		220E-12-5
	220C-11-3		220F-5-2		220F-12-5
09160-17056	220D-11-3	09160-20043	220G-5-2	09160-25042	220G-12-5
	220F-11-3		220H-5-2		220H-12-5
	220J-11-3		220J-5-2		220J-12-5
	220K-11-3		220K-5-2		220K-12-5
	220C-11-4		220A-5-3		220A-12-6
09160-17057	220D-11-4	09160-20043	220B-5-3	09160-25042	220B-12-6
	220F-11-4		220C-5-3		220C-12-6
	220J-11-4		220D-5-3		220D-12-6
	220K-11-4		220E-5-3		220E-12-6
	220C-11-5		220F-5-3		220F-12-6
09160-17058	220D-11-5	09160-20044	220G-5-3	09160-27012	220G-12-6
	220F-11-5		220H-5-3		220H-12-6
	220J-11-5		220J-5-3		220J-12-6
	220K-11-5		220K-5-3		220K-12-6
	220C-11-6		220A-5-4		336A-5
09160-17059	220D-11-6	09160-20044	220B-5-4	09160-27012	336A-8
	220F-11-6		220C-5-4		336B-5
	220J-11-6		220D-5-4		336B-8
	220K-11-6		220E-5-4		336C-5
	220C-11-7		220F-5-4		336C-8
09160-17060	220D-11-7	09160-21009	220G-5-4	09160-27012	336D-5
	220F-11-7		220H-5-4		336D-8
	220J-11-7		220J-5-4		336E-5
	220K-11-7		220K-5-4		336E-8
	220C-11-8		220A-6		336F-5
09160-17061	220D-11-8	09160-21009	220B-6	09160-27012	336F-8
	220F-11-8		220C-6		336G-5
	220J-11-8		220D-6		336G-8
	220K-11-8		220E-6		336H-5
	220C-11-9		220F-6		336H-8
09160-20027	220D-11-9	09160-25040	220G-6	09161-04012	336J-5
	220F-11-9		220H-6		336J-8
	220J-11-9		220J-6		336K-5
	220K-11-9		220K-6		336K-8
	220A-4		220A-12-4		410A-12

PART NO.	FIG.NO.-REF.NO.	PART NO.	FIG.NO.-REF.NO.	PART NO.	FIG.NO.-REF.NO.
09161-08019	410B-12	09180-06186	310G-5	09181-20248	220F-5-6
	410C-12		310H-5		220G-5-6
	410D-12		310J-5		220H-5-6
	410E-12		310K-5		220J-5-6
	410F-12		206A-13		220K-5-6
09163-06001	410G-12	09180-06362	206D-13	09181-20251	220A-5-7
	410H-12		206E-13		220B-5-7
	410J-12		206F-13		220C-5-7
	410K-12		206G-13		220D-5-7
	336A-37		206K-13		220E-5-7
09164-14008	336D-24	09180-06366	206A-14	09181-20251	220F-5-7
	336E-37		206B-12		220G-5-7
	336F-24		206C-12		220H-5-7
	336G-37		206D-14		220J-5-7
	336K-24		206E-14		220K-5-7
09168-12017	444A-19	09181-15241	206F-14	09181-25160	220A-5-1
	444B-19		206G-14		220B-5-1
	444C-19		206H-12		220C-5-1
	444D-19		206J-12		220D-5-1
	444E-19		206K-14		220E-5-1
09169-06062	444F-19	09181-15241	335A-11	09181-25160	220F-5-1
	206A-12		335B-11		220G-5-1
	206D-12		335E-11		220H-5-1
	206E-12		335G-11		220J-5-1
	206F-12		335H-11		220K-5-1
09169-06063	206G-12	09181-20244	220A-13	09181-25162	220A-12-1
	206K-12		220B-13		220B-12-1
	405A-8		220C-13		220C-12-1
	126A-6		220D-13		220D-12-1
	126B-6		220E-13		220E-12-1
09169-06063	126C-6	09181-20246	220F-13	09181-25164	220F-12-1
	126D-6		220G-13		220G-12-1
	126E-6		220H-13		220H-12-1
	126F-6		220J-13		220J-12-1
	126G-8		220K-13		220K-12-1
09169-06063	126H-8	09181-20246	220A-5-5	09181-25164	220A-12-2
	126J-8		220B-5-5		220B-12-2
	126K-8		220C-5-5		220C-12-2
	146A-13		220D-5-5		220D-12-2
	327A-5		220E-5-5		220E-12-2
09169-06063	327B-9	09181-20246	220F-5-5	09181-25164	220F-12-2
	327C-9		220G-5-5		220G-12-2
	327D-5		220H-5-5		220H-12-2
	327E-9		220J-5-5		220J-12-2
	310A-5		220K-5-5		220K-12-2
09169-06063	310B-5	09181-20246	220A-5-6	09181-25164	220A-12-3
	310C-5		220B-5-6		220B-12-3
	310D-5		220C-5-6		220C-12-3
	310E-5		220D-5-6		220D-12-3
	310F-5		220E-5-6		220E-12-3

PART NO.	FIG.NO.-REF.NO.	PART NO.	FIG.NO.-REF.NO.	PART NO.	FIG.NO.-REF.NO.
	220F-12-3		407N-4		335J-3
	220G-12-3		407P-4		335K-3
	220H-12-3		407R-4	09229-04005	410A-20
	220J-12-3	09204-01002	206A-8		410B-20
	220K-12-3		206B-8		410C-20
09181-25181	220A-12-7		206C-8		410D-20
	220B-12-7		206D-8		410E-20
	220C-12-7		206E-8		410F-20
	220D-12-7		206F-8		410G-20
	220E-12-7		206G-8		410H-20
	220F-12-7		206H-8		410J-20
	220G-12-7		206J-8		410K-20
	220H-12-7		206K-8	09248-08001	407A-9
	220J-12-7		336A-13		407B-9
	220K-12-7		336B-13		407C-9
09200-05014	336A-18		336E-13		407D-9
	336B-18		336G-13		407E-9
	336E-18		336H-13		407F-9
	336G-18		513A-19		407G-9
	336H-18		513B-19		407H-9
09200-06061	336A-16		513C-19		407J-9
	336B-16	09204-02004	407A-20		407K-9
	336E-16		407B-20		407L-9
	336G-16		407C-20		407M-9
	336H-16		407D-20		407N-9
09202-04008	160A-17		407E-20		407P-9
09202-04025	220A-16		407F-20		407R-9
	220B-16		407G-20	09248-12009	405A-9
	220C-16		407H-20	09250-12006	444A-30
	220D-16		407J-20		444B-30
	220E-16		407K-20		444C-30
	220F-16		407L-20		444D-30
	220G-16		407M-20		444E-30
	220H-16		407N-20		444F-30
	220J-16		407P-20	09251-05006	146A-14
	220K-16		407R-20	09251-09007	410A-19
09202-06039	401A-4	09205-02004	210A-4		410B-19
	405A-7	09205-03004	335C-19		410C-19
	407A-4		335D-19		410D-19
	407B-4		335F-19		410E-19
	407C-4		335J-19		410F-19
	407D-4		335K-19		410G-19
	407E-4	09205-06021	335A-6		410H-19
	407F-4		335B-6		410J-19
	407G-4		335C-3		410K-19
	407H-4		335D-3	09260-12003	206A-15
	407J-4		335E-6		206B-13
	407K-4		335F-3		206C-13
	407L-4		335G-6		206D-15
	407M-4		335H-6		206E-15

PART NO.	FIG.NO.-REF.NO.	PART NO.	FIG.NO.-REF.NO.	PART NO.	FIG.NO.-REF.NO.
	206F-15	09280-22019	111A-6	09289-05012	121A-14
	206G-15	09280-26005	146A-39		121B-14
	206H-13	09280-54001	175A-5		121C-14
	206J-13	09280-57002	407A-12		121D-14
	206K-15		407B-12		121E-14
09262-25003	407A-3		407C-12		121F-14
	407B-3		407D-12		121G-14
	407C-3		407E-12		121H-14
	407D-3		407F-12		121J-14
	407E-3		407G-12		121K-14
	407F-3		407H-12	09289-06L02	210A-11
	407G-3		407J-12	09289-17L02	407A-13
	407H-3		407K-12		407B-13
	407J-3		407L-12		407C-13
	407K-3		407M-12		407D-13
	407L-3		407N-12		407E-13
	407M-3		407P-12		407F-13
	407N-3		407R-12		407G-13
	407P-3	09282-12L04	401A-5		407H-13
	407R-3	09282-13L01	220A-22		407J-13
09263-17L03	407A-2		220B-22		407K-13
	407B-2		220C-22		407L-13
	407C-2		220D-22		407M-13
	407D-2		220E-22		407N-13
	407E-2		220F-22		407P-13
	407F-2		220G-22		407R-13
	407G-2		220H-22	09306-22006	335A-14
	407H-2		220J-22		335B-14
	407J-2		220K-22		335E-14
	407K-2	09282-27002	336A-6		335G-14
	407L-2		336B-6		335H-14
	407M-2		336C-6	09320-08051	310A-6
	407N-2		336D-6		310B-6
	407P-2		336E-6		310C-6
	407R-2		336F-6		310D-6
09263-20L04	220A-7		336G-6		310E-6
	220B-7		336H-6		310F-6
	220C-7		336J-6		310G-6
	220D-7		336K-6		310H-6
	220E-7	09283-25096	121A-2		310J-6
	220F-7		121B-2		310K-6
	220G-7		121C-2	09320-08062	144A-7
	220H-7		121D-2	09320-09052	126A-10
	220J-7		121E-2		126B-10
	220K-7		121F-2		126C-10
09280-06012	210A-9		121G-2		126D-10
09280-09008	175A-11		121H-2		126E-10
09280-09012	210A-10		121J-2		126F-10
09280-13004	175A-4		121K-2		126G-12
09280-17003	111A-11	09283-32039	116A-9		126H-12

PART NO.	FIG.NO.-REF.NO.	PART NO.	FIG.NO.-REF.NO.	PART NO.	FIG.NO.-REF.NO.		
09320-11017	126J-12	09401-08412	513A-31	09407-08401	530A-8		
	126K-12		513B-31		530A-28		
	146A-15		513C-31		530B-8		
	410A-7		146A-18		530B-28		
09320-13022	410B-7	09401-08413	162A-6	09407-14403	530C-8		
	410C-7	09401-10412	146A-19		530C-28		
	410D-7	09401-11423	146A-34		530D-8		
	410E-7	09401-11425	146A-40		530D-28		
	410F-7		144A-8		322A-2		
	410G-7		111A-17		322D-2		
	410H-7	09401-13423	401A-16		322E-2		
	410J-7		146A-41		322F-2		
	410K-7		09401-13424		401A-18	322G-2	
	405A-18		09403-07308		410C-22	322K-2	
09321-08022	146A-16	09403-08404	410D-22	09407-14407	553A-15		
09352-50823-600	146A-17		410F-22		553B-15		
09380-12002	338A-22		410J-22		553C-15		
	338B-22		410K-22		561A-16		
09380-15001	338C-22		09403-08404		322A-16	09407-14407	561B-16
	338D-22				322B-11		561C-16
	338E-22		322C-11		303A-8		
	220A-3		322D-16		303B-8		
	220B-3		322E-16		303C-8		
	220C-3		322F-16		303D-8		
	220D-3	322G-16	322A-3				
	220E-3	322H-11	322A-10				
	220F-3	322J-11	322B-6				
	220G-3	322K-16	322C-6				
09381-16001	220H-3	09403-11320	146A-42	09408-00070	322D-3		
	220J-3	09403-12406	163A-7		09408-00159	322D-10	
	220K-3	163D-7	322E-3				
	116A-4	163E-7	322E-10				
09385-04003	410A-21	09403-12415	163F-7	09408-00184		322F-3	
	410B-21		163G-7		322F-10		
410C-21	163K-7		322G-3				
09385-06012	410D-21		167C-15		322G-10	09408-00252	322H-6
	410E-21		167D-15		322H-6		
	410F-21		167F-15		322J-6		
	410G-21		167J-15		322K-3		
	410H-21		167K-15		322K-10		
	410J-21		09403-12415		167A-14		338A-23
	410K-21		167B-14		338B-23		338B-23
	166A-13	167C-14	338C-23	338C-23			
	166B-13	167D-14	338D-23	338D-23			
	166C-13	167E-14	338E-23	338E-23			
166D-13	167F-14	501A-13	501A-13				
206B-20	167G-14	501B-13	501B-13				
206C-20	167H-14	501C-13	501C-13				
206H-20	167J-14	501D-13	501D-13				
206J-20	167K-14	513A-32	513A-32				

PART NO.	FIG.NO.-REF.NO.	PART NO.	FIG.NO.-REF.NO.	PART NO.	FIG.NO.-REF.NO.
09408-00008	513B-32	09408-00296	322K-18	09408-00297	501B-8
	513C-32		322B-13		501B-23
	553A-7		322C-13		501C-5
	553A-16		322H-13		501C-8
	553B-7		322J-13		501C-23
	553B-16		322A-19		501D-5
	553C-7		322B-14		501D-8
	553C-16		322C-14		501D-23
	561A-18		322D-19		501A-3
	561A-22		322E-19		501B-3
09408-00024	561B-18	09420-03009	322F-19	09441-17001	501C-3
	561B-22		322G-19		501D-3
	561C-18		322H-14		600A-10
	561C-22		322J-14		600B-10
	600A-28		322K-19		600C-10
	600B-28		160A-16		600D-10
	600C-28		206A-16		322A-6
	600D-28		206B-14		322B-3
	322A-17		206C-14		322C-3
	322B-12		206D-16		322D-6
09408-00070	322D-17	09440-09041	206E-16	09481-10501	322E-6
	322E-17		206F-16		322F-6
	322F-17		206G-16		322G-6
	322G-17		206H-14		322H-3
	322H-12		206J-14		322J-3
	322K-17		206K-16		322K-6
	322C-12		444A-20		450A-53
	322J-12		444B-20		450B-55
	162A-9		444C-20		450C-53
	310A-10		444D-20		450D-55
09408-00159	310B-10	09440-18002	444E-20	09481-30501	513A-13
	310C-10		444F-20		513B-13
	310D-10		175A-6		513C-13
	310E-10		335A-21		546A-2
	310F-10		335B-21		546B-2
	310G-10		335E-21		546C-2
	310H-10		335G-21		546D-2
	310J-10		335H-21		546E-2
	310K-10		501A-11		546F-2
	553A-8		501A-19-1		322A-7
09408-00252	553B-8	09471-12028	501B-11	09471-12103	322B-4
	553C-8		501B-19-1		322C-4
	561A-11		501C-11		322D-7
	561B-11		501C-19-1		322E-7
	561C-11		501D-11		322F-7
	322A-18		501D-19-1		322G-7
	322D-18		501A-5		322H-4
	322E-18		501A-8		322J-4
	322F-18		501A-23		322K-7
	322G-18		501B-5		513A-14

SUZUKI DF9.9B/15A/20A PARTS CATALOGUE

SUZUKI MOTOR CORPORATION All rights reserved

No part of this document may be reproduced or transmitted in any form or by any means, electronic or mechanical, for any purpose, without the express written permission of Suzuki Motor Corporation.

SUZUKI MOTOR CORPORATION

Technical Readiness Group, Quality Administration Department
300 Takatsuka, Minami, Hamamatsu, Japan

Reprint Prohibited

SUZUKI MOTOR CORPORATION