

SUZUKI
PARTS CATALOGUE

DF150/175

DF150T/Z

DF150TG/ZG

DF175T/Z

DF175TG/ZG



OUTBOARD MOTOR

E01/E40

2015-8

1ST EDITION

PREFACE

When it becomes necessary to replace parts on SUZUKI OUTBOARD MOTORS, always use SUZUKI GENUINE PARTS which have passed a strict inspection which guarantees quality and performance.

This parts catalogue covers the list of all service parts for SUZUKI DF150/175 production start 2015.

INSTRUCTIONS FOR QUOTING THE CATALOGUE

1. DIMENSIONS

Dimensions of the parts in this catalogue are indicated in unit millimeters.

2. ABBREVIATIONS

Abbreviations used in this catalogue are as follows:

AR	: As required	NT	: Number of teeth
ASSY	: Assembly	OPT	: Optional
E. NO.	: Engine number	OS	: Over size
F. NO.	: Frame number	STD	: Standard
D	: Diameter of material	T	: Thickness
ID	: Inside diameter	US	: Under size
OD	: Outside diameter	W	: Width
L	: Length	W/	: With
LH(PORT)	: Left hand side	L,X	: Transom type
RH(STBD)	: Right hand side	SUS	: Stainless steel
~123456	: Up to E. NO. 15002F-123456	PTT	: Power trim and tilt
123456~	: From E. NO. 15002F-123456		

12 x 34 x 5.6..... Figures in the description column
| | | show the dimensions of parts.
ID OD T(or W,L)

→12345-56781 (Parts No.) : indicates that the parts number was changed to 12345-56781 and the new parts are interchangeable with the former ones but the former ones are not interchangeable with new ones.

←12345-56781 (Parts No.) : indicates that the former and new parts are interchangeable with each other and both are usable.

3. INNER PARTS OF ASSEMBLY

Part name with a dot (.) in front as shown in the description column indicates the component of the assembly also available individually.

4. MODIFICATION NOTICE

A parts bulletin will be sent to you on all occasions when changes in parts occur, including interchangeable modifications between new parts and old ones.

5. NOTE

5-1. There are some different parts from those of production models among spare parts for the administrative reasons and common use of them with other models.

5-2. In respect of rubber hoses and vinyl tubes, please be sure to use them by cutting off according to the length mentioned on parts catalogue or what is actually required on the vehicle.

5-3. Note that the drawings on the illustration page are for ready reference of spare parts number, not to be used as an assembly manual. When assembling, use "SUZUKI SERVICE MANUAL".

6. MODEL NAME AND ENGINE NUMBER

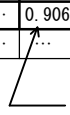
MODEL	DESTINATION	TYPE	TRANSOM	COLOR	ENGINE No.
DF150T	E01, E40	15002F	L, X	OEP, Y5S	15002F-610001~
DF150Z	E01, E40	15002Z	L, X	OEP, Y5S	15002Z-610001~
DF150TG	E01, E40	15002F	L, X	OEP, Y5S	15002F-610001~
DF150ZG	E01, E40	15002Z	L, X	OEP, Y5S	15002Z-610001~
DF175T	E01, E40	17502F	L, X	OEP, Y5S	17502F-610001~
DF175Z	E01, E40	17502Z	L, X	OEP, Y5S	17502Z-610001~
DF175TG	E01, E40	17502F	L, X	OEP, Y5S	17502F-610001~
DF175ZG	E01, E40	17502Z	L, X	OEP, Y5S	17502Z-610001~

MILLIMETER → INCH CONVERSION CHART

	0	1	2	3	4	5	6	7	8	9
00	.000	.039	.079	.118	.157	.197	.236	.276	.315	.354
10	.394	.433	.472	.512	.551	.591	.630	.669	.709	.748
20	.787	.827	.866	.906	.945	.984	1.024	1.063	1.102	1.142
30	1.181	1.220	1.260	1.299	1.339	1.378	1.417	1.457	1.496	1.535
40	1.575	1.614	1.654	1.693	1.732	1.772	1.811	1.850	1.890	1.929
50	1.969	2.008	2.047	2.087	2.126	2.165	2.205	2.214	2.283	2.323
60	2.362	2.402	2.441	2.480	2.520	2.559	2.598	2.638	2.677	2.717
70	2.756	2.795	2.835	2.874	2.913	2.953	2.992	3.031	3.071	3.110
80	3.150	3.189	3.228	3.268	3.307	3.346	3.386	3.425	3.465	3.504
90	3.543	3.583	3.622	3.661	3.701	3.740	3.780	3.819	3.858	3.898

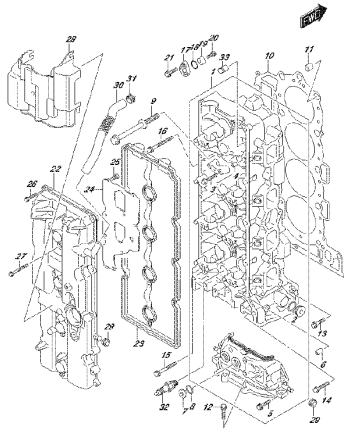
How to read

	0	1	2	3	4
00
10
20	0.906	...
30


 23 millimeters equal 0.906 inch

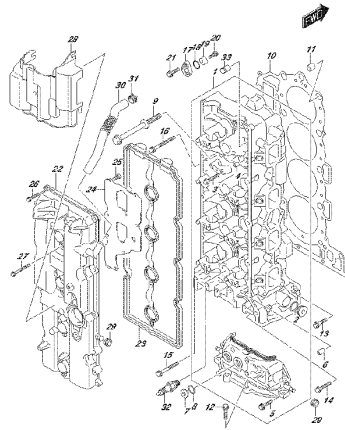
Contents are subject to change without notice or obligation.

FIG.111A



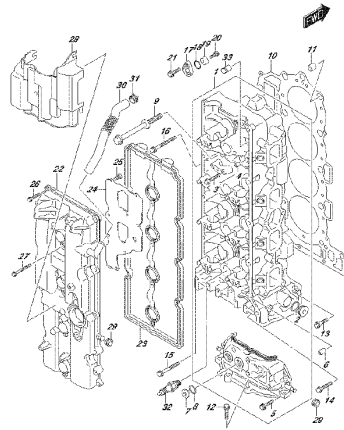
DE178, ED1.016, 111A
CYLINDERHEAD

FIG.111B



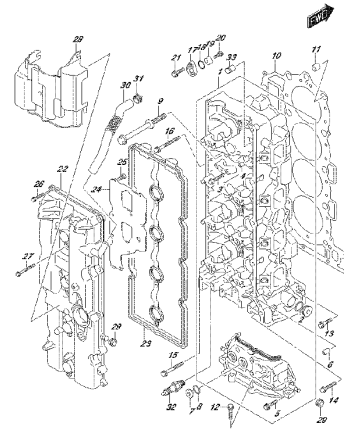
DE178, ED1.016, 111B
CYLINDERHEAD

FIG.111C



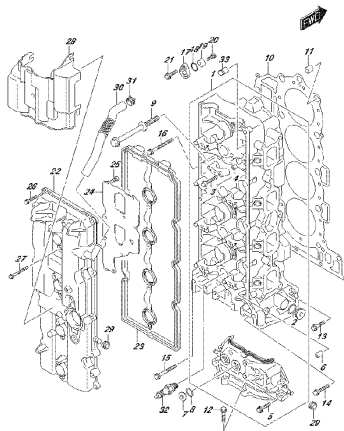
DE178, ED1.016, 111C
CYLINDERHEAD

FIG.111D



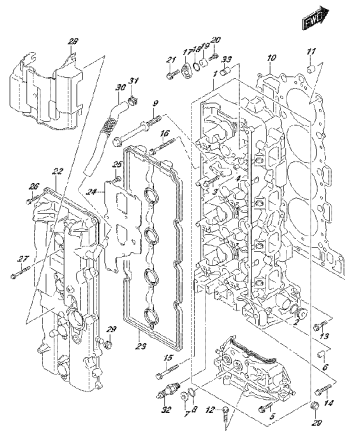
DE178, ED1.016, 111D
CYLINDERHEAD

FIG.111E



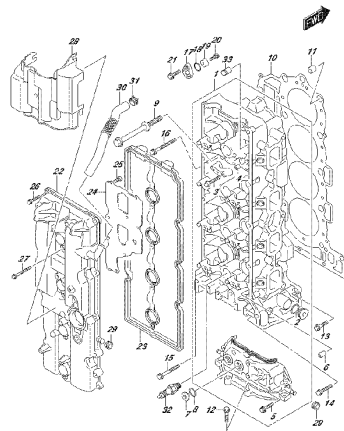
DE178, ED1.016, 111E
CYLINDERHEAD

FIG.111F



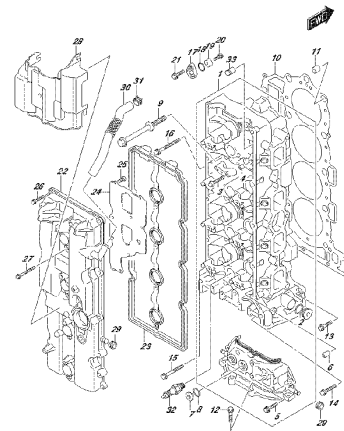
DE178, ED1.016, 111F
CYLINDERHEAD

FIG.111G



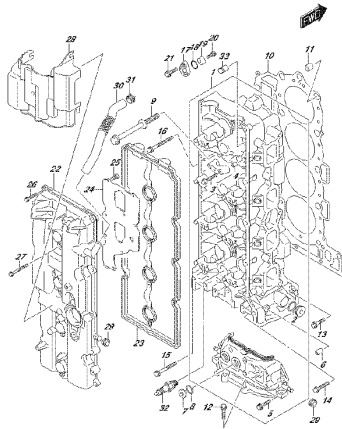
DE178, ED1.016, 111G
CYLINDERHEAD

FIG.111H



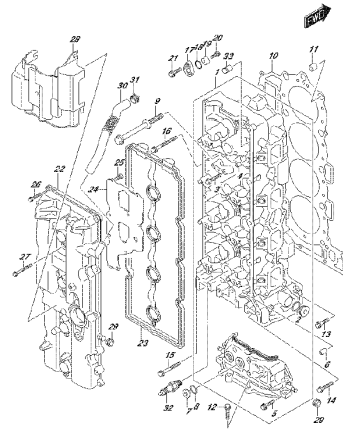
DE178, ED1.016, 111H
CYLINDERHEAD

FIG.111J



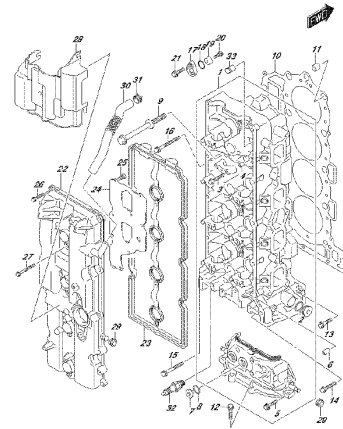
DE178, ED1, 016, 111J
CYLINDERHEAD

FIG.111K



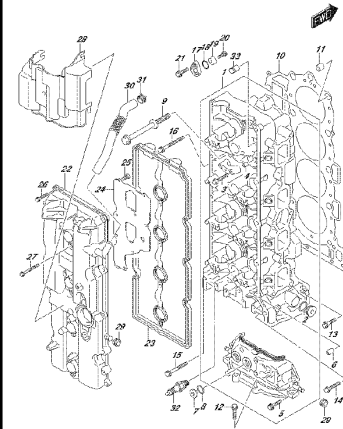
DE178, ED1, 016, 111K
CYLINDERHEAD

FIG.111L



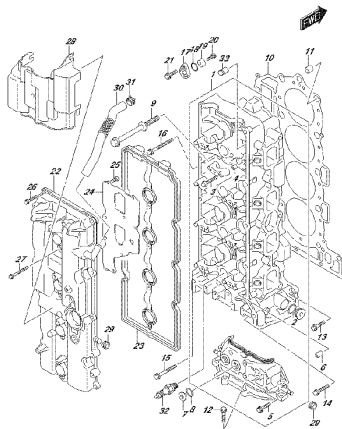
DE178, ED1, 016, 111L
CYLINDERHEAD

FIG.111M



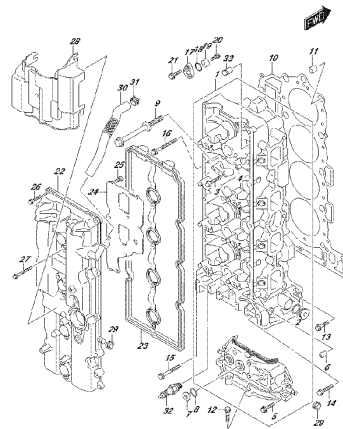
DE178, ED1, 016, 111M
CYLINDERHEAD

FIG.111N



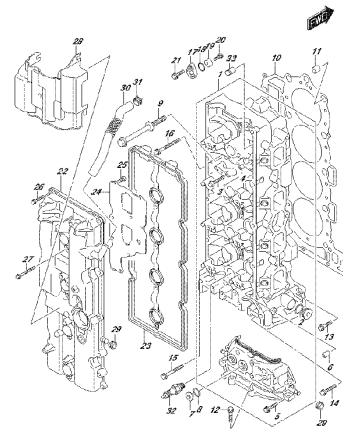
DE178, ED1, 016, 111N
CYLINDERHEAD

FIG.111P



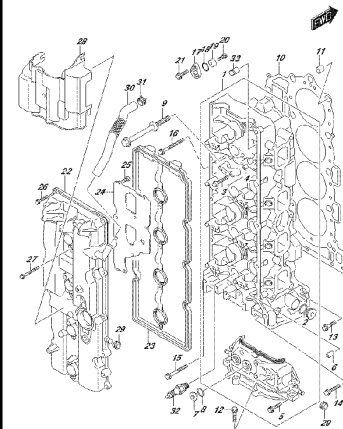
DE178, ED1, 016, 111P
CYLINDERHEAD

FIG.111R



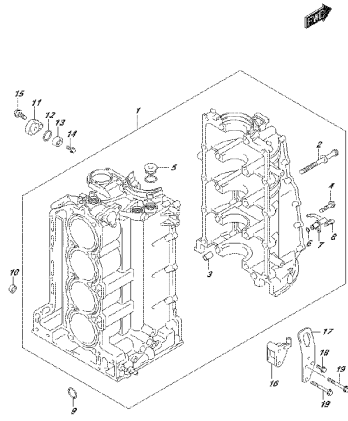
DE178, ED1, 016, 111R
CYLINDERHEAD

FIG.111S



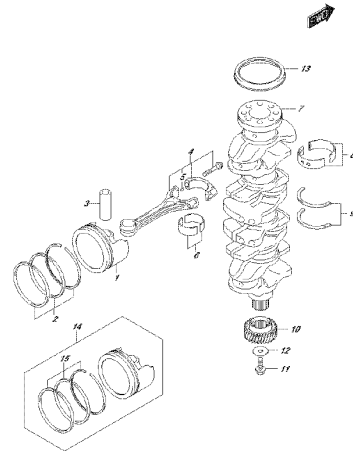
DE178, ED1, 016, 111S
CYLINDERHEAD

FIG. 113A



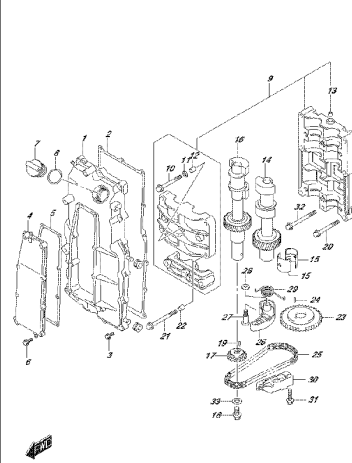
DE 75 021 016 113A
CYLINDERBLOCK

FIG. 116A



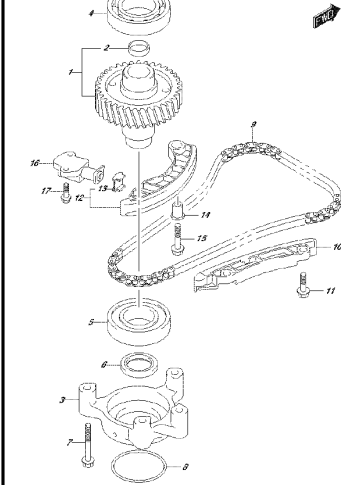
DE 75 021 016 116A
CRANKSHAFT

FIG. 118A



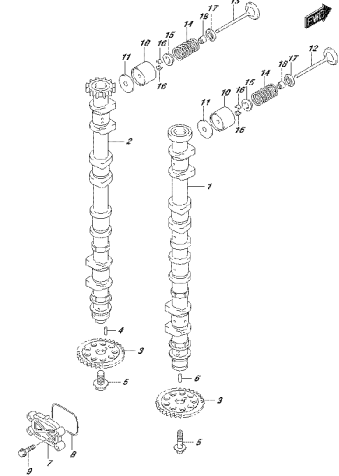
DE 75 021 016 118A
ENGINE

FIG. 119A



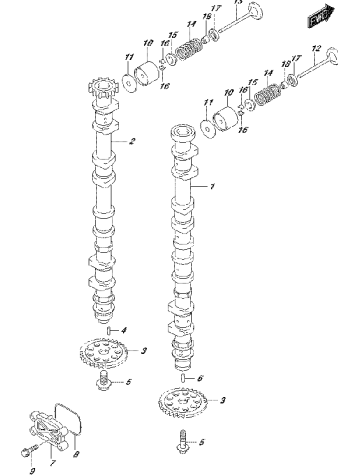
DE 75 021 016 119A
TIMING BELT

FIG. 121A



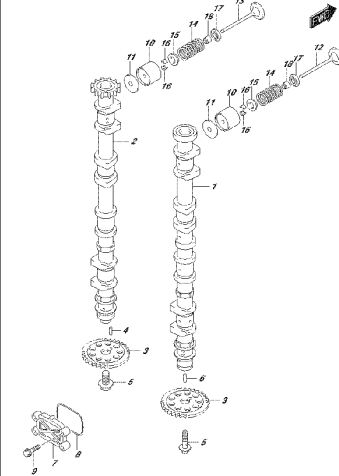
DE 75 021 016 121A
CRANKSHAFT

FIG. 121B



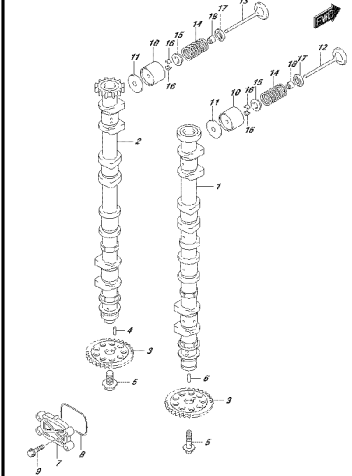
DE 75 021 016 121B
CRANKSHAFT

FIG. 121C



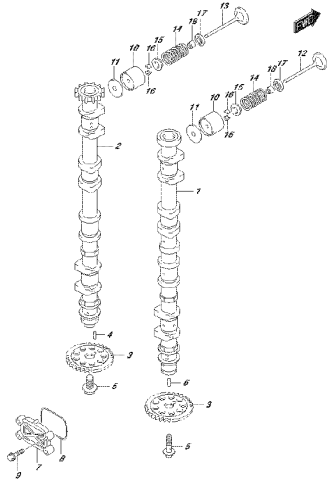
DE 75 021 016 121C
CRANKSHAFT

FIG. 121D



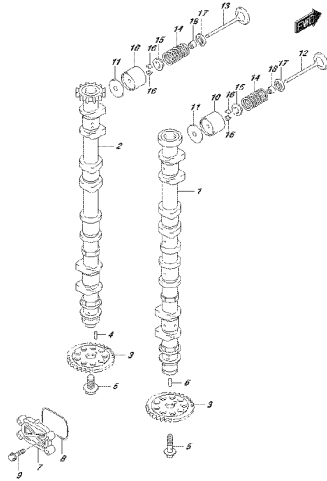
DE 75 021 016 121D
CRANKSHAFT

FIG. 121E



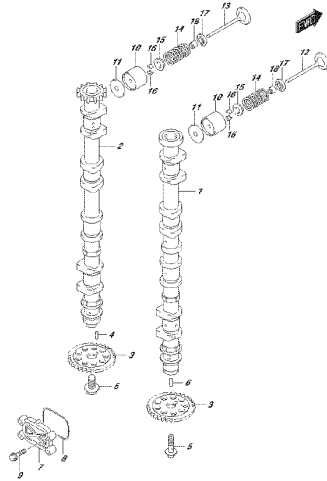
DE 173 821 L 016 121E
CARBORNAFT

FIG. 121F



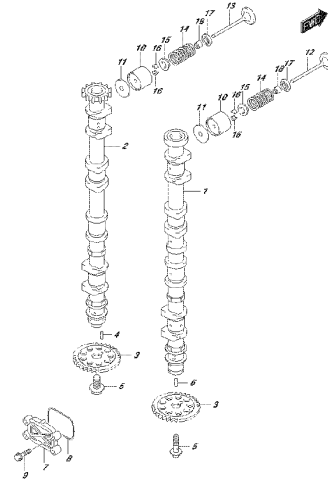
DE 173 821 L 016 121F
CARBORNAFT

FIG. 121G



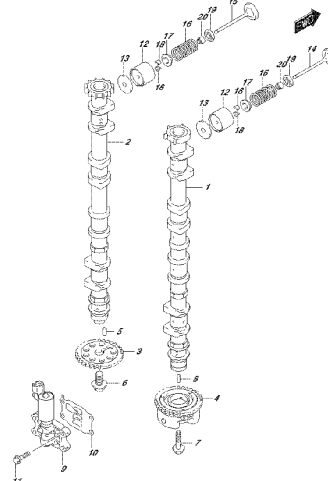
DE 173 821 L 016 121G
CARBORNAFT

FIG. 121H



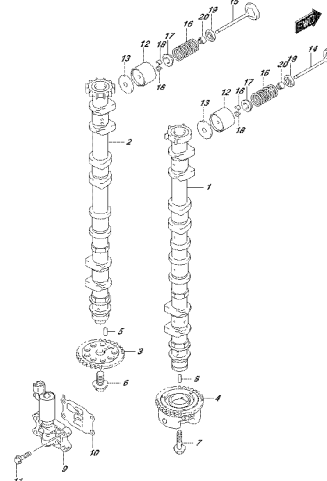
DE 173 821 L 016 121H
CARBORNAFT

FIG. 121J



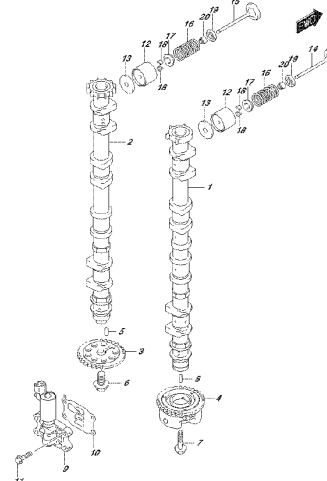
DE 173 821 L 016 121J
CARBORNAFT

FIG. 121K



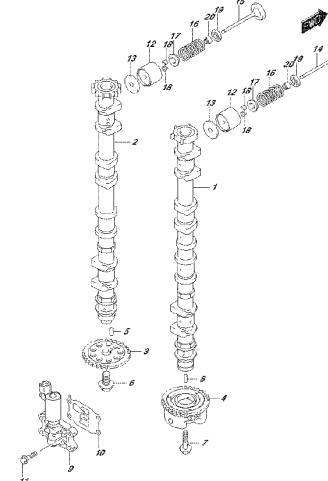
DE 173 821 L 016 121K
CARBORNAFT

FIG. 121L



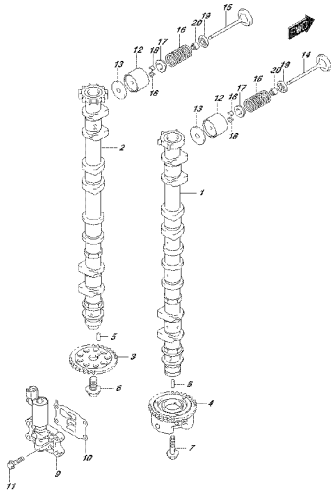
DE 173 821 L 016 121L
CARBORNAFT

FIG. 121M



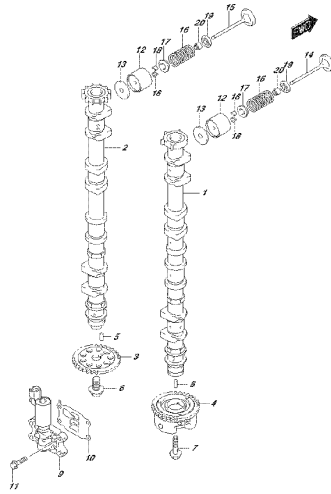
DE 173 821 L 016 121M
CARBORNAFT

FIG. 121N



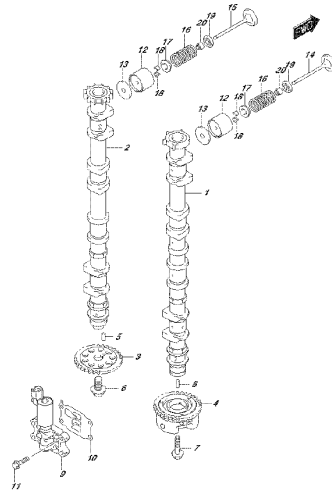
DP-776 EDL 016 121N
CROSSHAFT

FIG. 121P



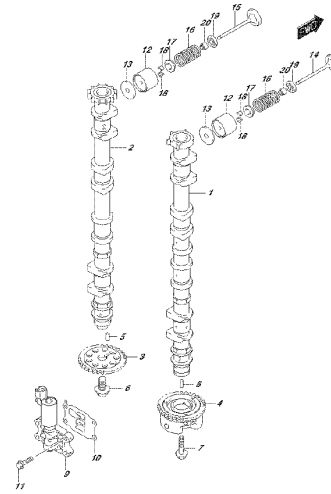
DP-776 EDL 016 121P
CROSSHAFT

FIG. 121R



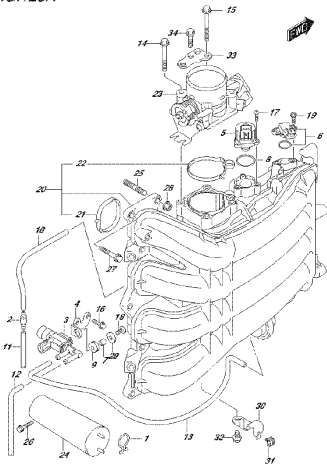
DP-776 EDL 016 121R
CROSSHAFT

FIG. 121S



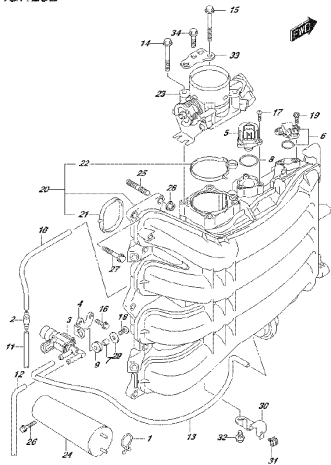
DP-776 EDL 016 121S
CROSSHAFT

FIG. 123A



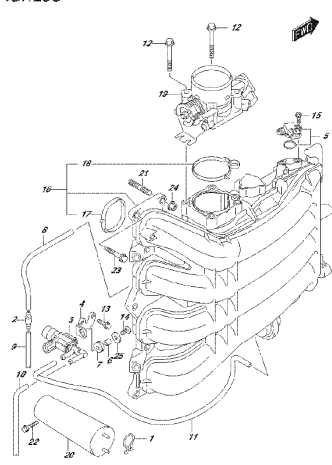
DP-776 EDL 016 123A
INTEAKE MANIFOLD/EXHAUSTILE BODY

FIG. 123B



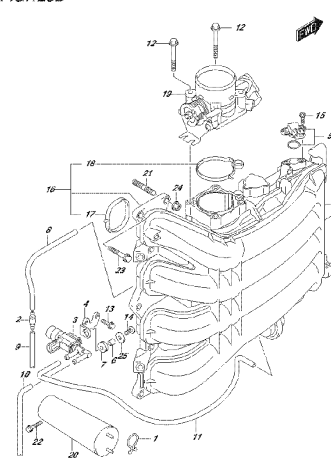
DP-776 EDL 016 123B
INTEAKE MANIFOLD/EXHAUSTILE BODY

FIG. 123C



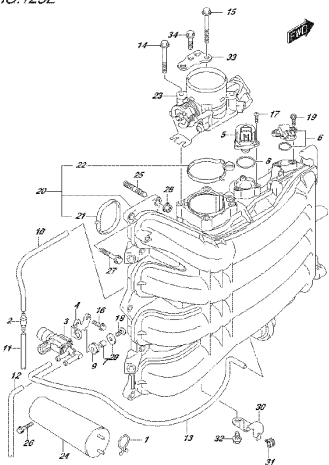
DP-776 EDL 016 123C
INTEAKE MANIFOLD/EXHAUSTILE BODY

FIG. 123D



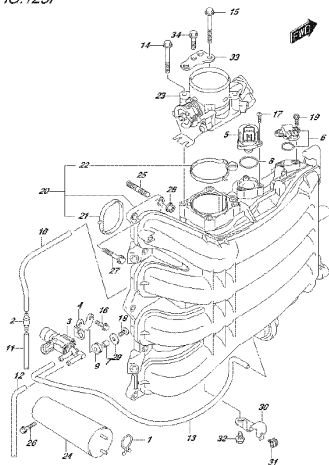
DP-776 EDL 016 123D
INTEAKE MANIFOLD/EXHAUSTILE BODY

FIG. 123E



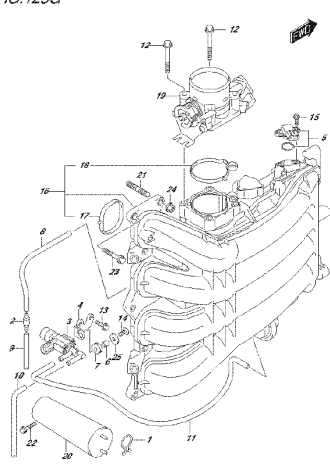
DP.776. EDL.016. 123E
INTEKNE 5440010303R23T11LE 8007

FIG. 123F



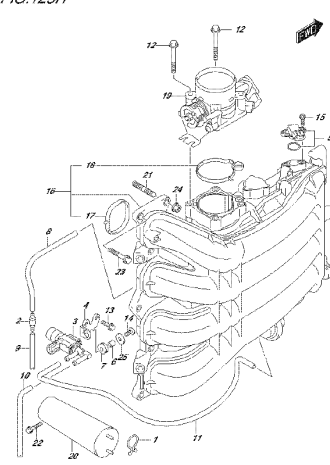
DP.776. EDL.016. 123F
INTEKNE 5440010303R23T11LE 8007

FIG. 123G



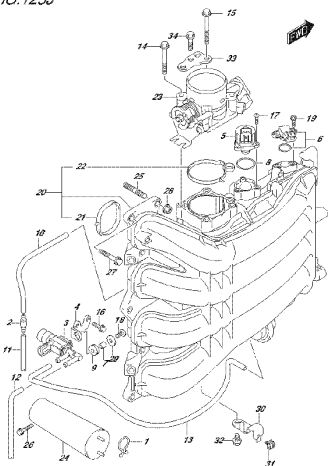
DP.776. EDL.016. 123G
INTEKNE 5440010303R23T11LE 8007

FIG. 123H



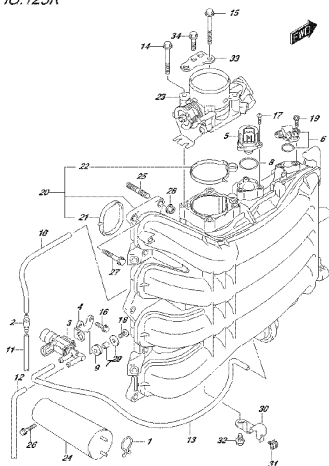
DP.776. EDL.016. 123H
INTEKNE 5440010303R23T11LE 8007

FIG. 123J



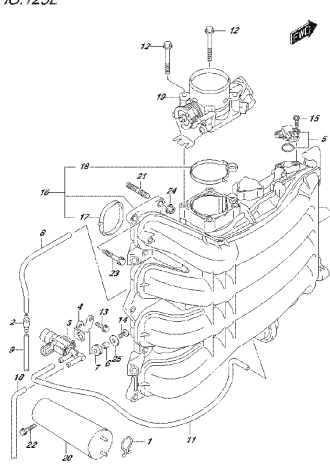
DP.776. EDL.016. 123J
INTEKNE 5440010303R23T11LE 8007

FIG. 123K



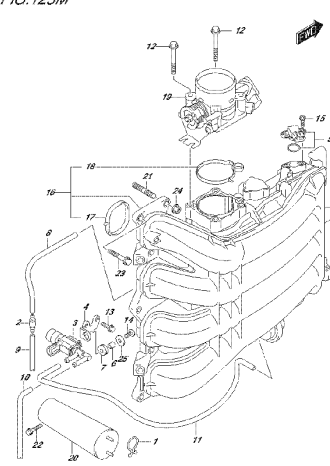
DP.776. EDL.016. 123K
INTEKNE 5440010303R23T11LE 8007

FIG. 123L



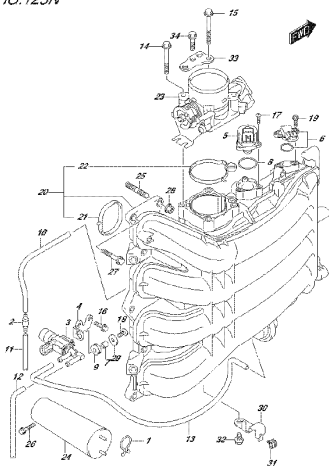
DP.776. EDL.016. 123L
INTEKNE 5440010303R23T11LE 8007

FIG. 123M



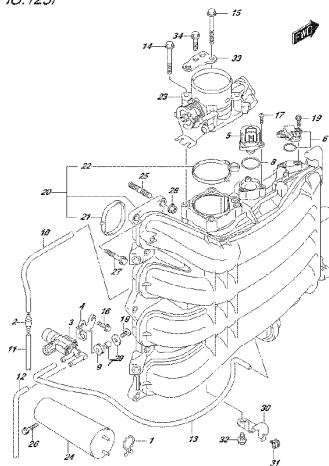
DP.776. EDL.016. 123M
INTEKNE 5440010303R23T11LE 8007

FIG. 123N



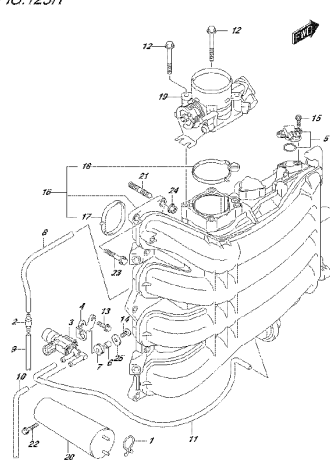
DF 778 EDL 016 123V
IN ERGONOMIE DESIGNSTILLE 8007

FIG. 123P



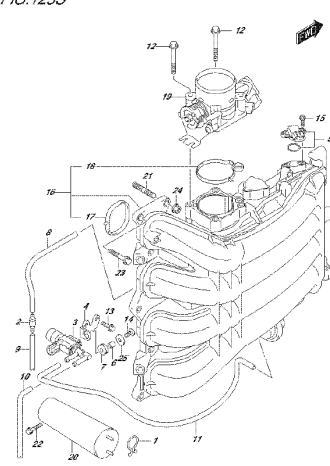
DF 778 EDL 016 123P
IN ERGONOMIE DESIGNSTILLE 8007

FIG. 123R



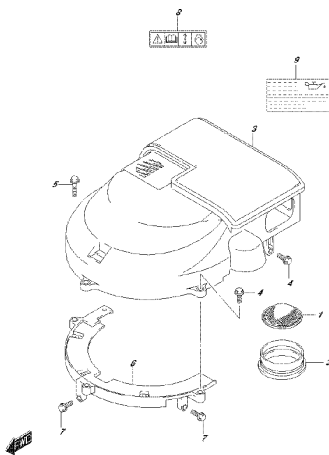
DF 778 EDL 016 123P
IN ERGONOMIE DESIGNSTILLE 8007

FIG. 123S



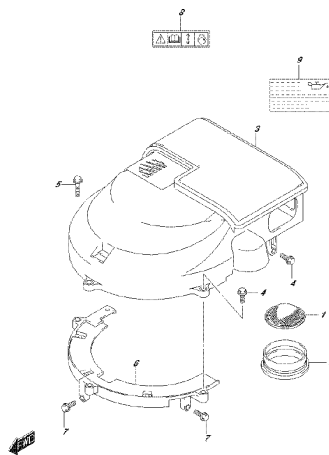
DF 778 EDL 016 123P
IN ERGONOMIE DESIGNSTILLE 8007

FIG. 135A



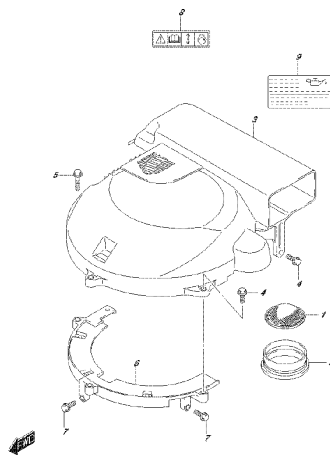
DF 778 EDL 016 135A
IN ERGONOMIE DESIGNSTILLE 8007

FIG. 135B



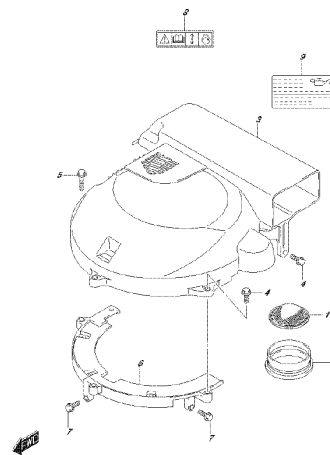
DF 778 EDL 016 135B
IN ERGONOMIE DESIGNSTILLE 8007

FIG. 135C



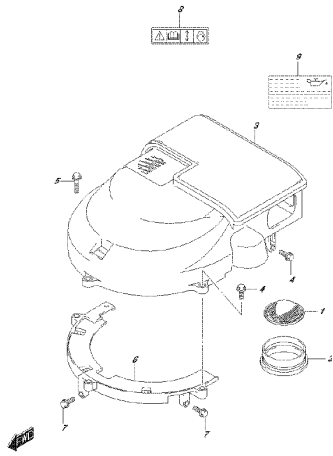
DF 778 EDL 016 135C
IN ERGONOMIE DESIGNSTILLE 8007

FIG. 135D



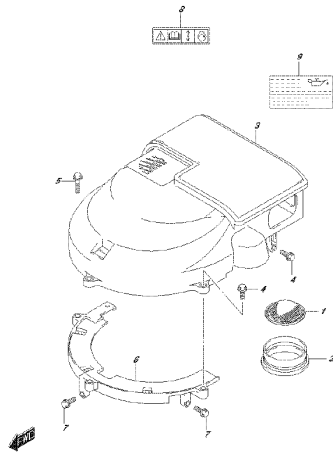
DF 778 EDL 016 135D
IN ERGONOMIE DESIGNSTILLE 8007

FIG. 135E



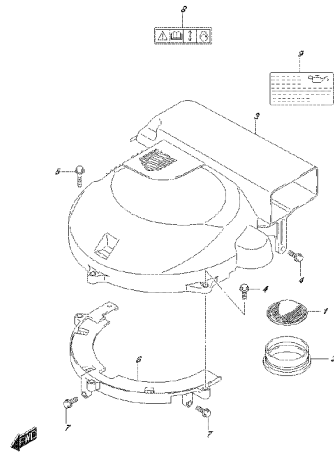
DE 176, ED. 1, 016, 135E
DE ENGERPAPROU DEAR CCHER

FIG. 135F



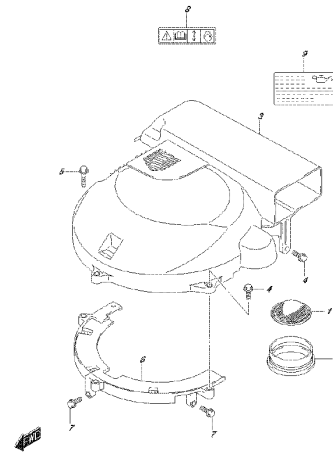
DE 176, ED. 1, 016, 135F
DE ENGERPAPROU DEAR CCHER

FIG. 135G



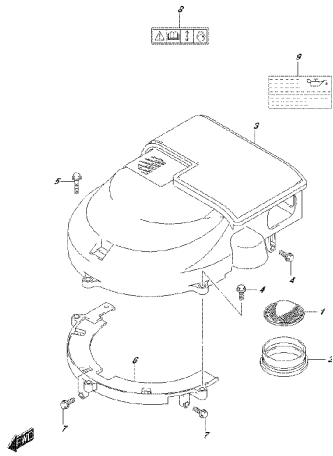
DE 176, ED. 1, 016, 135G
DE ENGERPAPROU DEAR CCHER

FIG. 135H



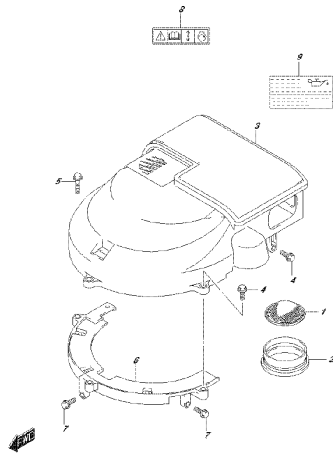
DE 176, ED. 1, 016, 135H
DE ENGERPAPROU DEAR CCHER

FIG. 135J



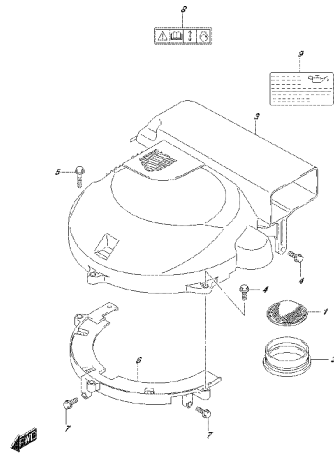
DE 176, ED. 1, 016, 135J
DE ENGERPAPROU DEAR CCHER

FIG. 135K



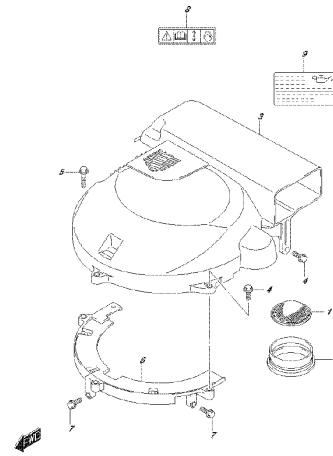
DE 176, ED. 1, 016, 135K
DE ENGERPAPROU DEAR CCHER

FIG. 135L



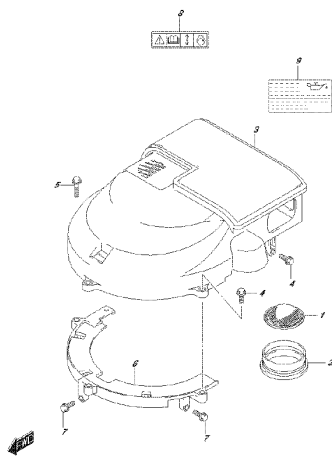
DE 176, ED. 1, 016, 135L
DE ENGERPAPROU DEAR CCHER

FIG. 135M



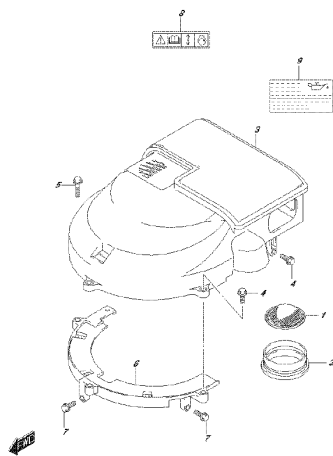
DE 176, ED. 1, 016, 135M
DE ENGERPAPROU DEAR CCHER

FIG. 135N



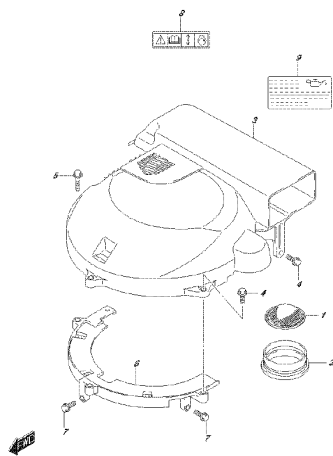
DF75, ED1, 016, 135P
FUEL TANK COVER

FIG. 135P



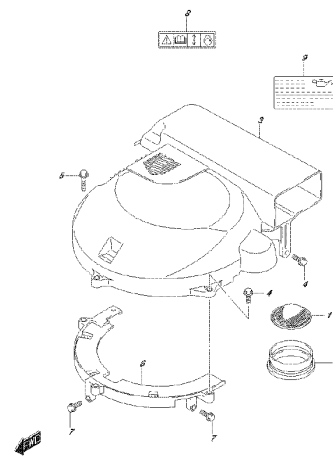
DF75, ED1, 016, 135P
FUEL TANK COVER

FIG. 135R



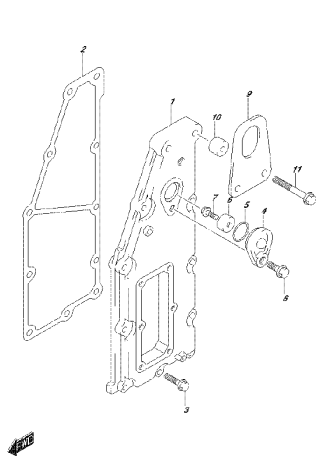
DF75, ED1, 016, 135P
FUEL TANK COVER

FIG. 135S



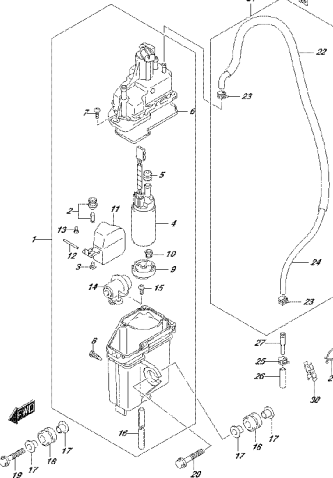
DF75, ED1, 016, 135P
FUEL TANK COVER

FIG. 140A



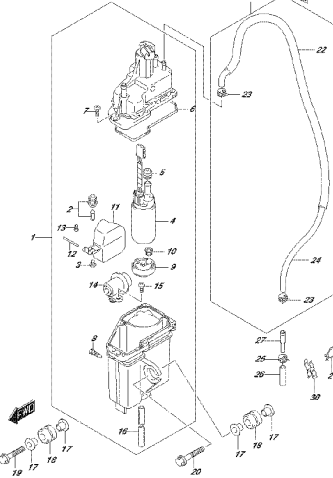
DF75, ED1, 016, 143B
FUEL TANK COVER

FIG. 143A



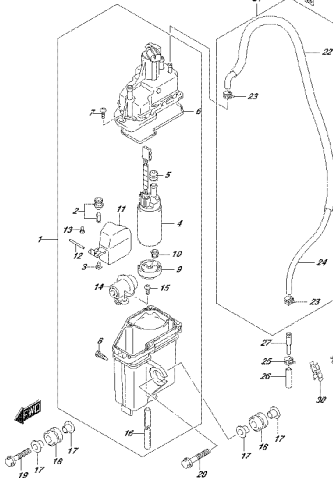
DF75, ED1, 016, 143B
FUEL TANK COVER

FIG. 143B



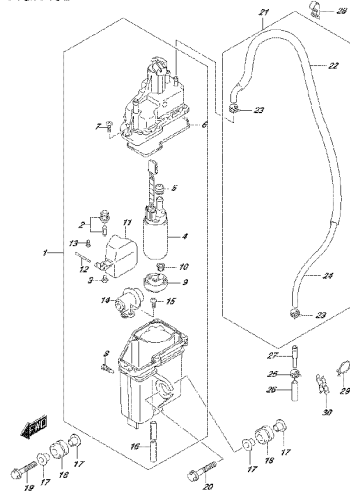
DF75, ED1, 016, 143B
FUEL TANK COVER

FIG. 143C



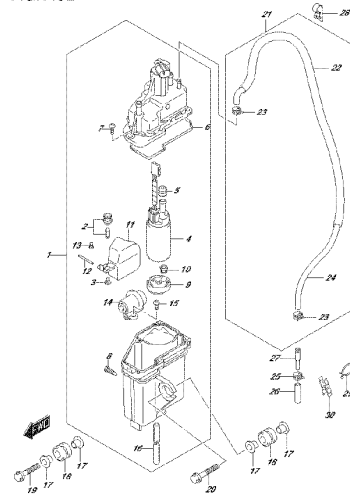
DF75, ED1, 016, 143C
FUEL TANK COVER

FIG. 143D



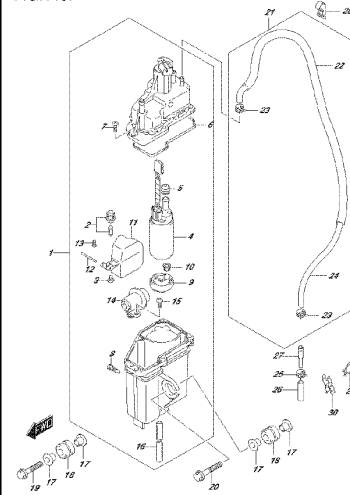
DP-775, EDL-016, H452
FLUJL WAPROSDRINKWATER

FIG. 143E



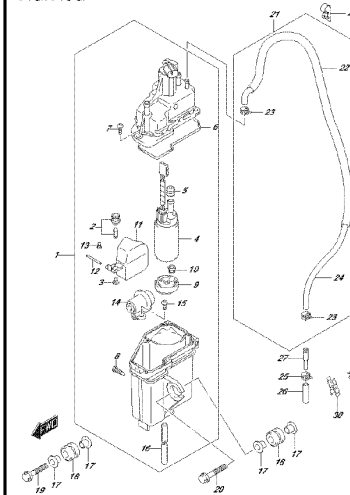
DP-775, EDL-016, H452
FLUJL WAPROSDRINKWATER

FIG. 143F



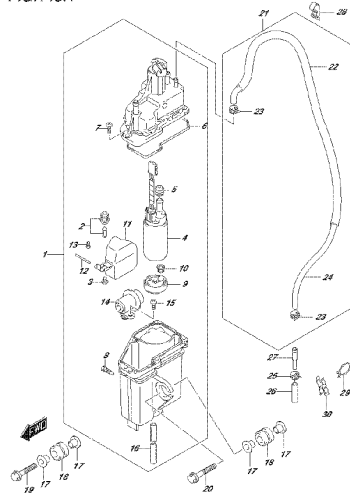
DP-775, EDL-016, H457
FLUJL WAPROSDRINKWATER

FIG. 143G



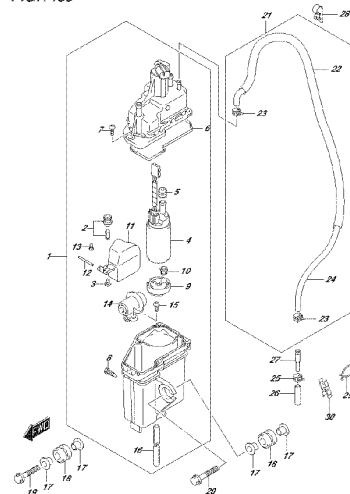
DP-775, EDL-016, H452
FLUJL WAPROSDRINKWATER

FIG. 143H



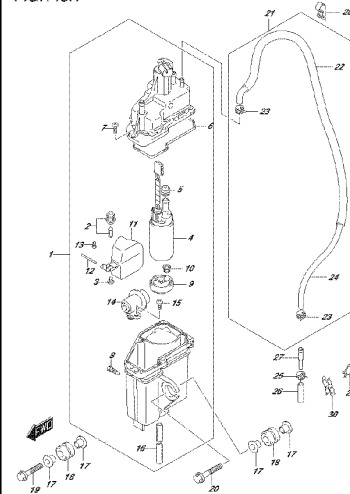
DP-775, EDL-016, H457
FLUJL WAPROSDRINKWATER

FIG. 143J



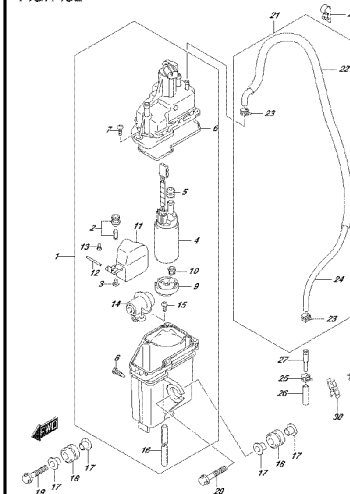
DP-775, EDL-016, H457
FLUJL WAPROSDRINKWATER

FIG. 143K



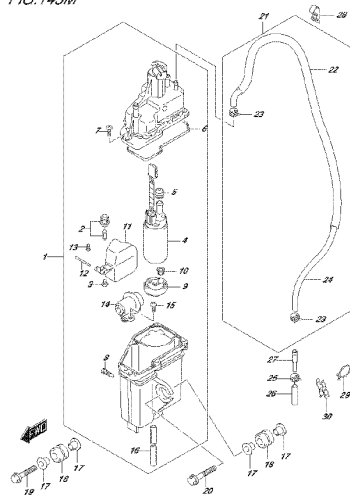
DP-775, EDL-016, H457
FLUJL WAPROSDRINKWATER

FIG. 143L



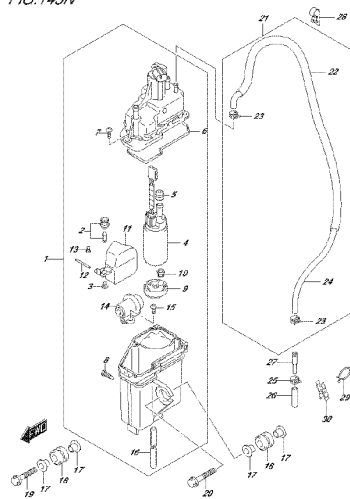
DP-775, EDL-016, H452
FLUJL WAPROSDRINKWATER

FIG. 143M



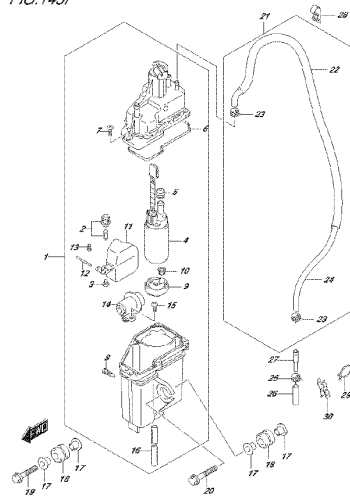
DP-75, EDL-016, 143M
FUEL VAPOR SEPARATOR

FIG. 143N



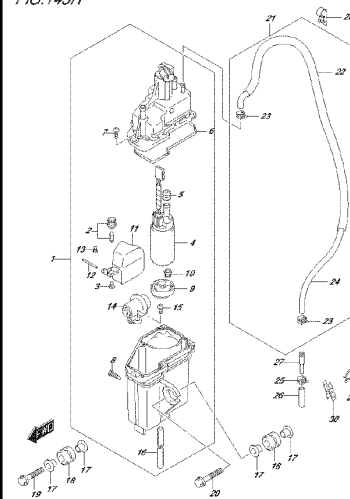
DP-75, EDL-016, 143N
FUEL VAPOR SEPARATOR

FIG. 143P



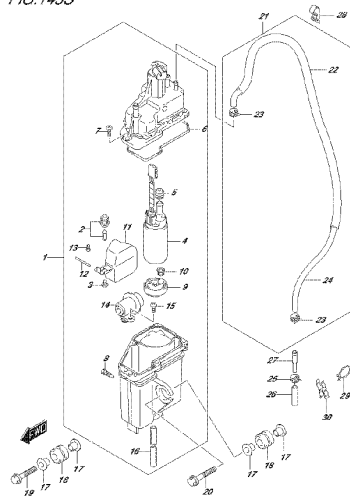
DP-75, EDL-016, 143P
FUEL VAPOR SEPARATOR

FIG. 143R



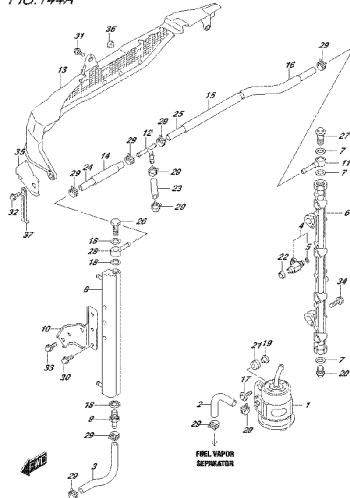
DP-75, EDL-016, 143R
FUEL VAPOR SEPARATOR

FIG. 143S



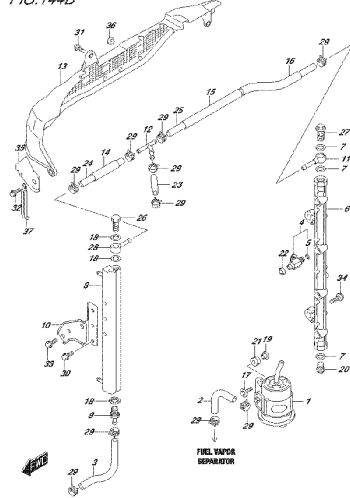
DP-75, EDL-016, 143S
FUEL VAPOR SEPARATOR

FIG. 144A



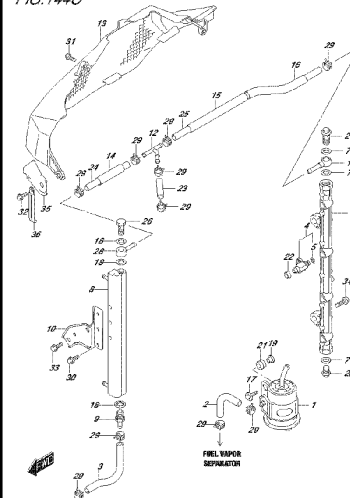
DP-75, EDL-016, 144A
FUEL PURIFIER

FIG. 144B



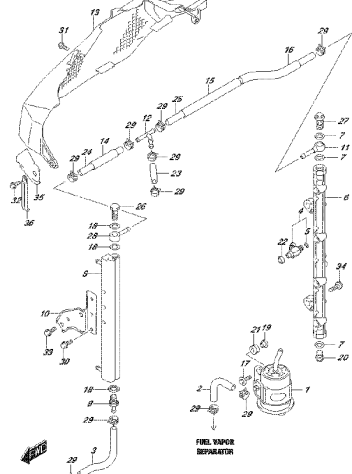
DP-75, EDL-016, 144B
FUEL PURIFIER

FIG. 144C



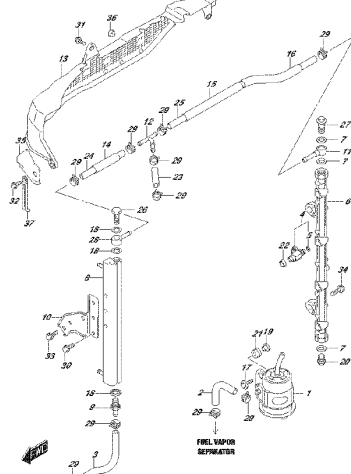
DP-75, EDL-016, 144C
FUEL PURIFIER

FIG. 144D



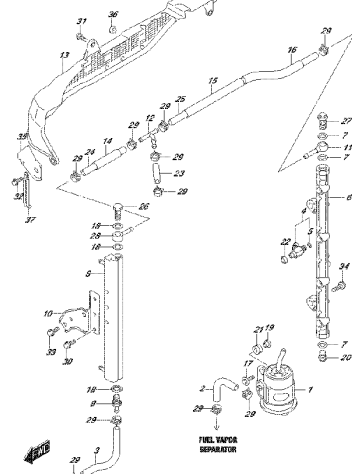
DP 75L EDL 016 144D
FUEL INJECTOR

FIG. 144E



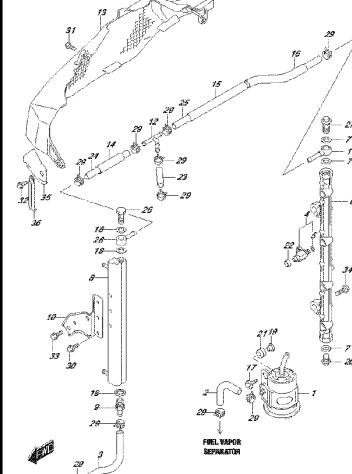
DP 75L EDL 016 144E
FUEL INJECTOR

FIG. 144F



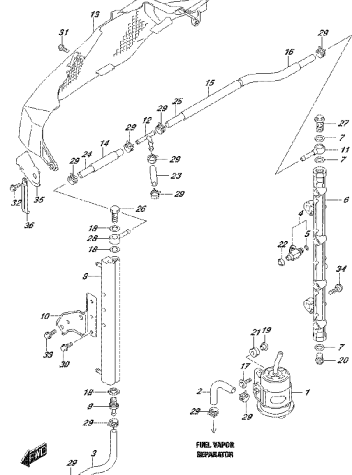
DP 75L EDL 016 144F
FUEL INJECTOR

FIG. 144G



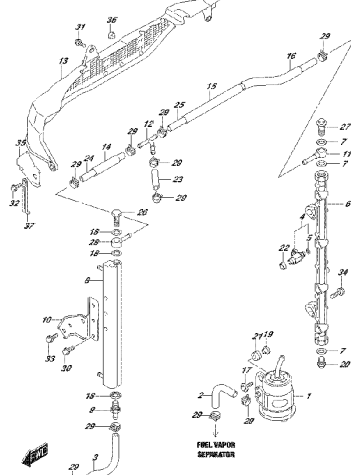
DP 75L EDL 016 144G
FUEL INJECTOR

FIG. 144H



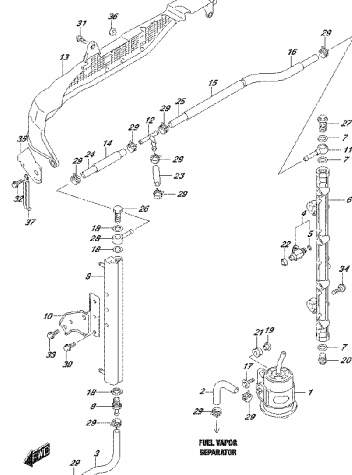
DP 75L EDL 016 144H
FUEL INJECTOR

FIG. 144J



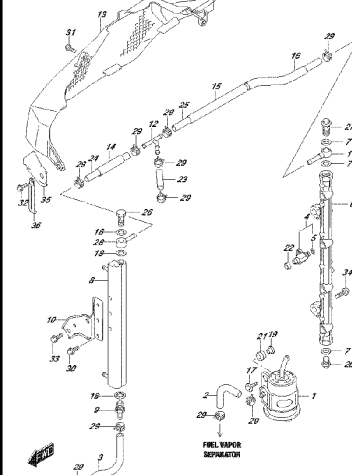
DP 75L EDL 016 144J
FUEL INJECTOR

FIG. 144K



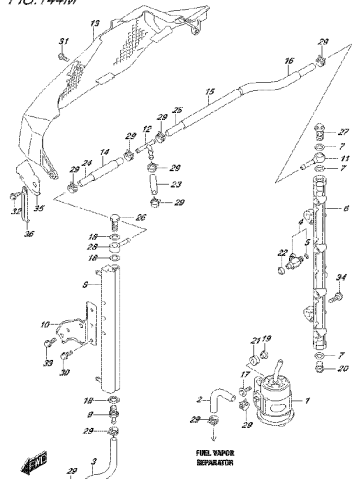
DP 75L EDL 016 144K
FUEL INJECTOR

FIG. 144L



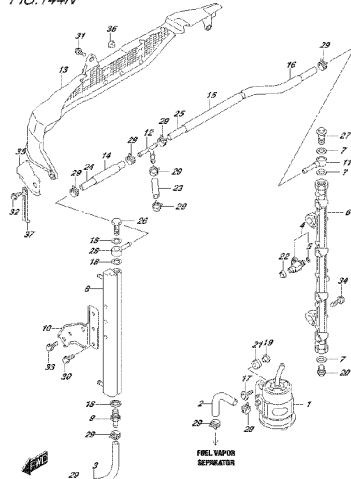
DP 75L EDL 016 144L
FUEL INJECTOR

FIG. 144M



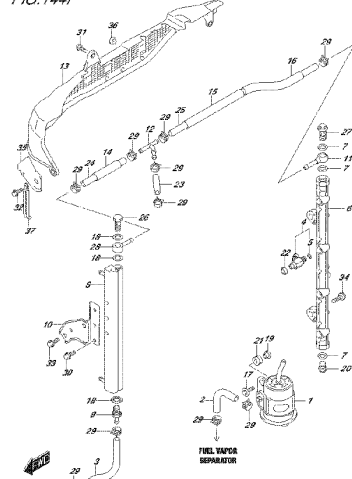
DP 775, EDL 016, 144M
FUEL INJECTOR

FIG. 144N



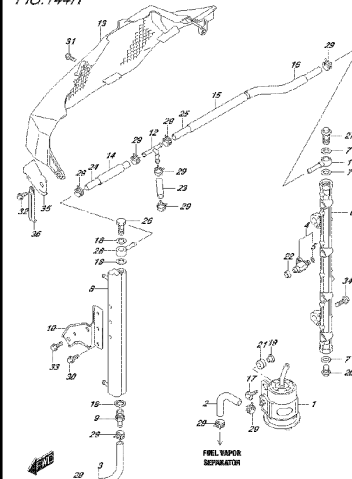
DP 775, EDL 016, 144N
FUEL INJECTOR

FIG. 144P



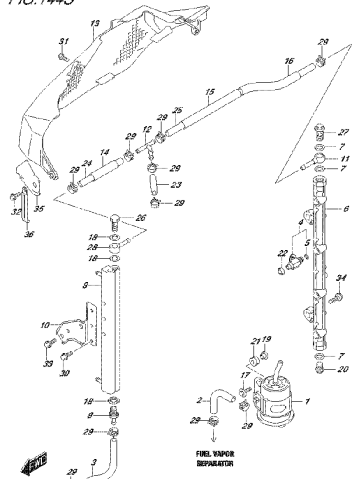
DP 775, EDL 016, 144P
FUEL INJECTOR

FIG. 144R



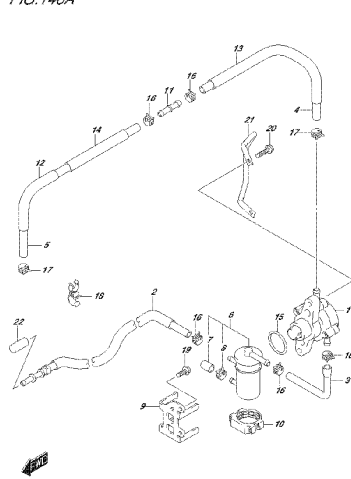
DP 775, EDL 016, 144R
FUEL INJECTOR

FIG. 144S



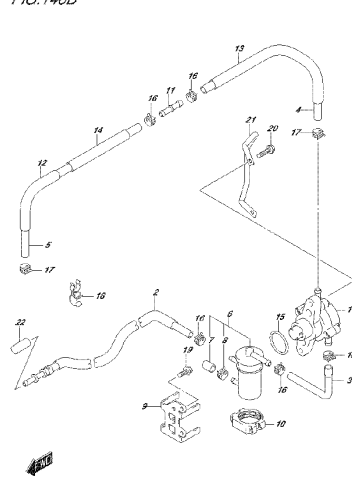
DP 775, EDL 016, 144S
FUEL INJECTOR

FIG. 146A



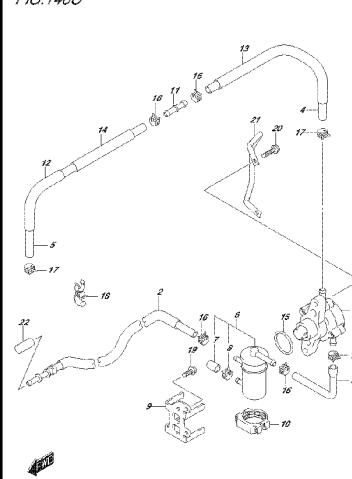
DP 775, EDL 016, 146A
FUEL PUMP

FIG. 146B



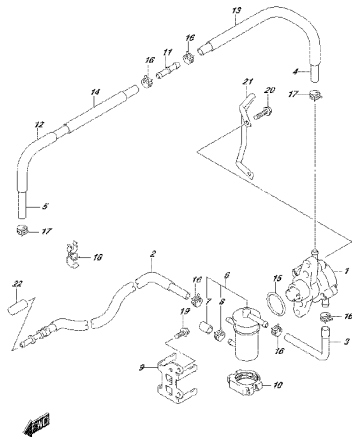
DP 775, EDL 016, 146B
FUEL PUMP

FIG. 146C



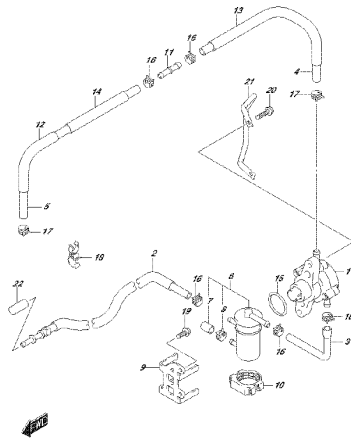
DP 775, EDL 016, 146C
FUEL PUMP

FIG. 146D



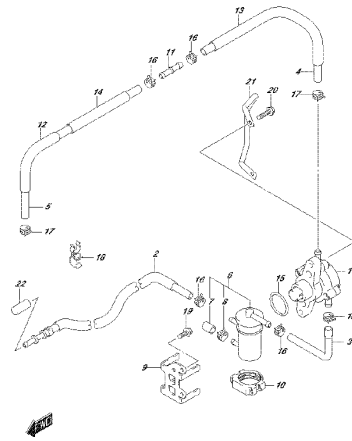
DP-775, EDL-016, 146D
FUEL PUMP

FIG. 146E



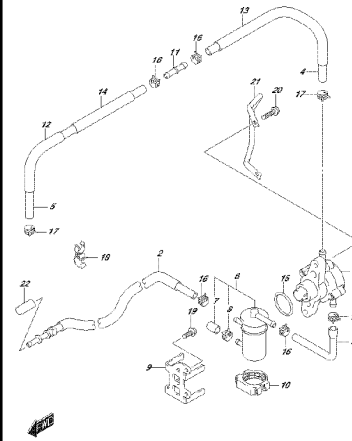
DP-775, EDL-016, 146E
FUEL PUMP

FIG. 146F



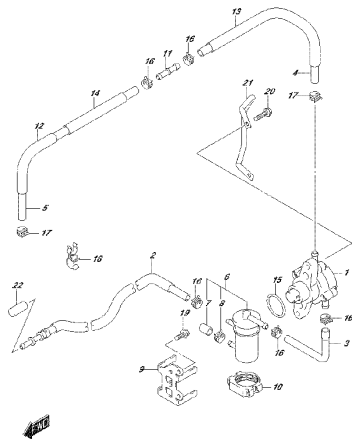
DP-775, EDL-016, 146F
FUEL PUMP

FIG. 146G



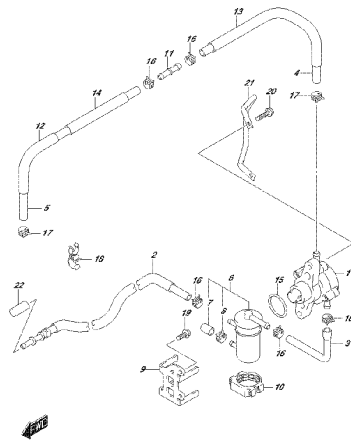
DP-775, EDL-016, 146G
FUEL PUMP

FIG. 146H



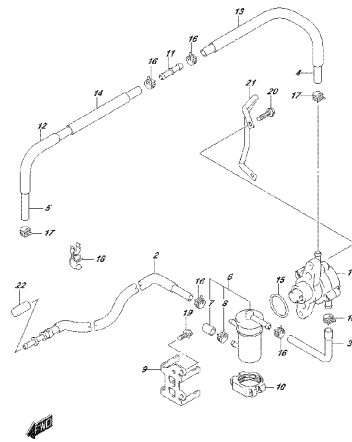
DP-775, EDL-016, 146H
FUEL PUMP

FIG. 146J



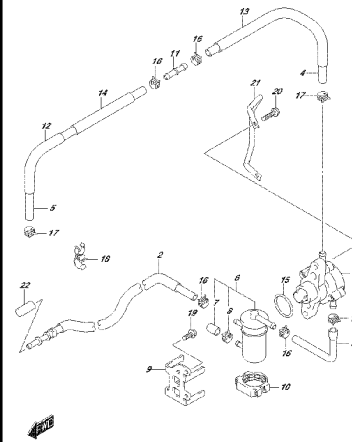
DP-775, EDL-016, 146J
FUEL PUMP

FIG. 146K



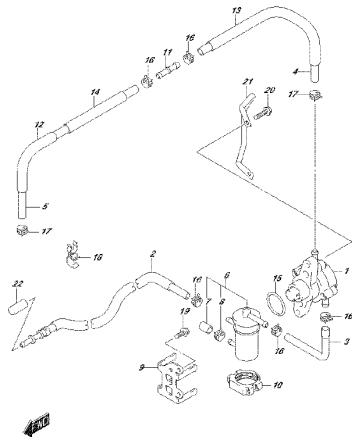
DP-775, EDL-016, 146K
FUEL PUMP

FIG. 146L



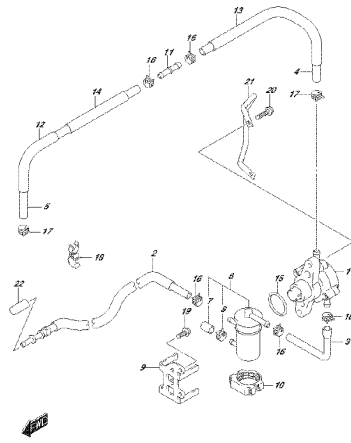
DP-775, EDL-016, 146L
FUEL PUMP

FIG. 146M



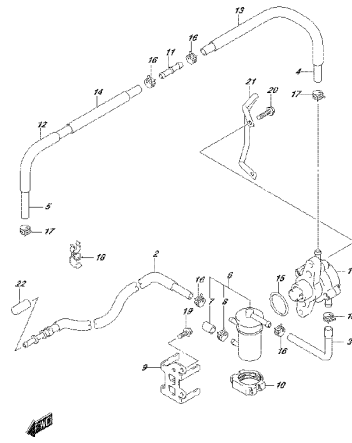
DP 775, ED 1, 016, 146M
FUEL PUMP

FIG. 146N



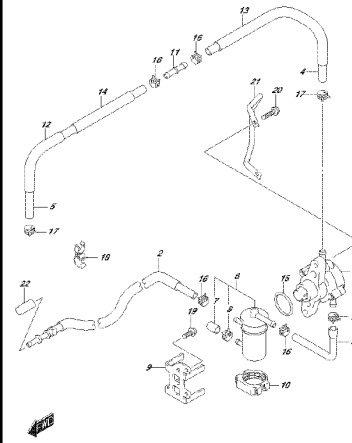
DP 775, ED 1, 016, 146N
FUEL PUMP

FIG. 146P



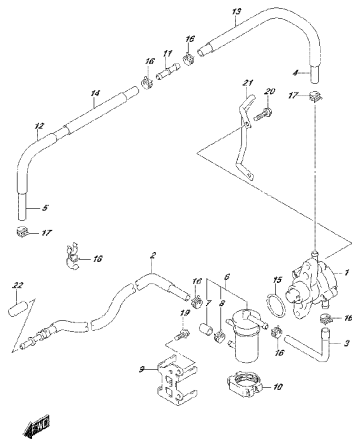
DP 775, ED 1, 016, 146P
FUEL PUMP

FIG. 146R



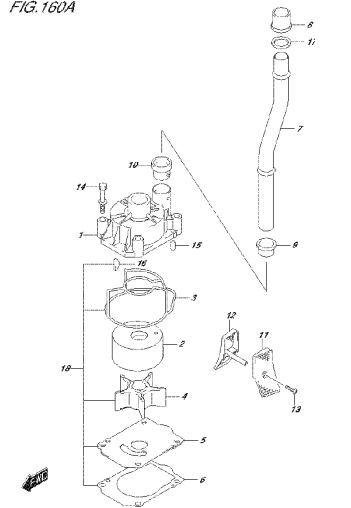
DP 775, ED 1, 016, 146R
FUEL PUMP

FIG. 146S



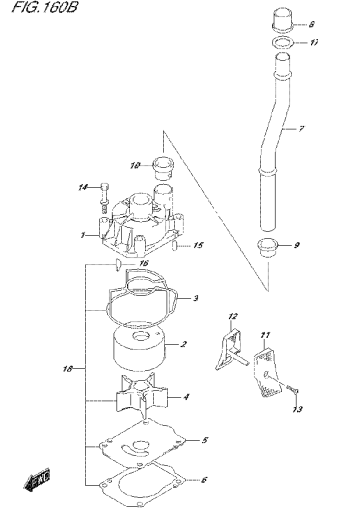
DP 775, ED 1, 016, 146S
FUEL PUMP

FIG. 160A



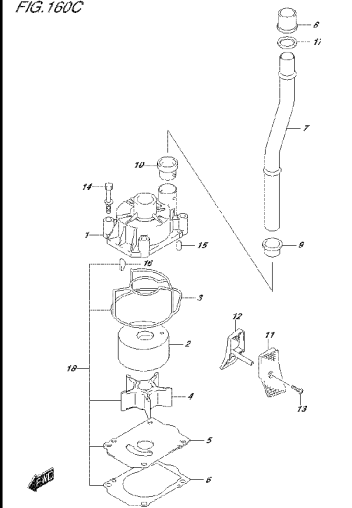
DP 775, ED 1, 016, 160A
WATER PUMP

FIG. 160B



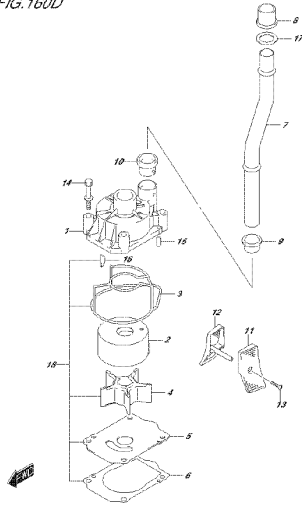
DP 775, ED 1, 016, 160B
WATER PUMP

FIG. 160C



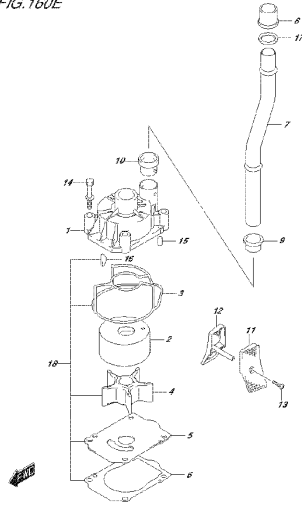
DP 775, ED 1, 016, 160C
WATER PUMP

FIG. 160D



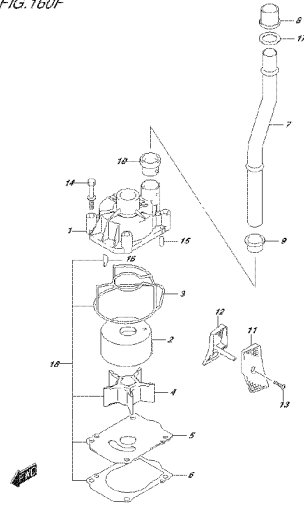
DP/75, ED/1, 016, 160D
WATER PUMP

FIG. 160E



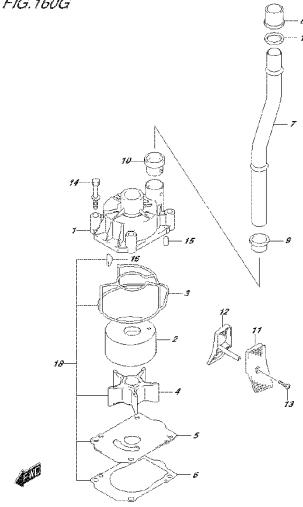
DP/75, ED/1, 016, 160E
WATER PUMP

FIG. 160F



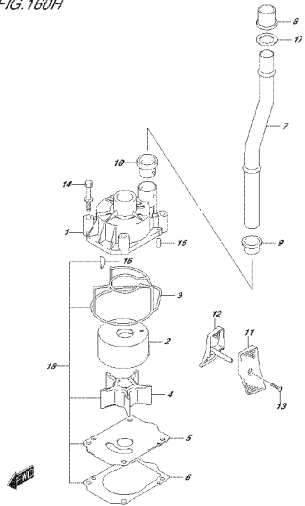
DP/75, ED/1, 016, 160F
WATER PUMP

FIG. 160G



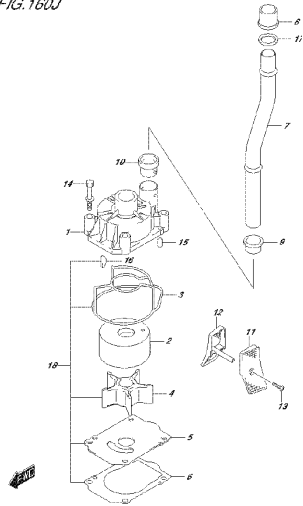
DP/75, ED/1, 016, 160G
WATER PUMP

FIG. 160H



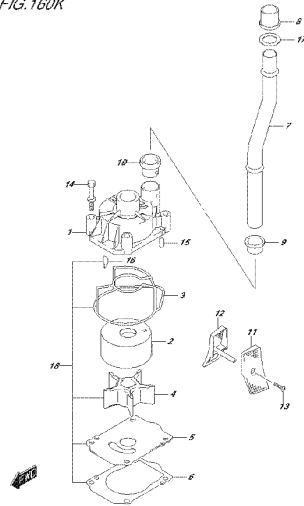
DP/75, ED/1, 016, 160H
WATER PUMP

FIG. 160J



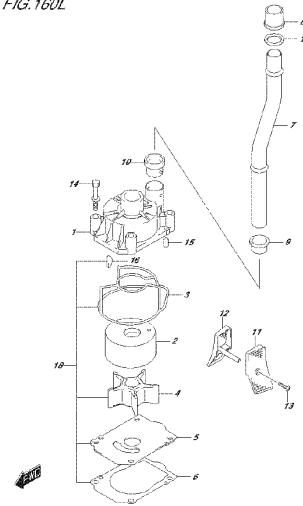
DP/75, ED/1, 016, 160J
WATER PUMP

FIG. 160K



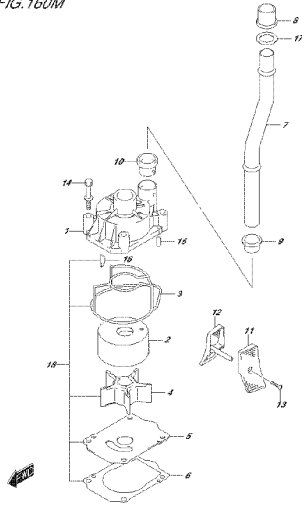
DP/75, ED/1, 016, 160K
WATER PUMP

FIG. 160L



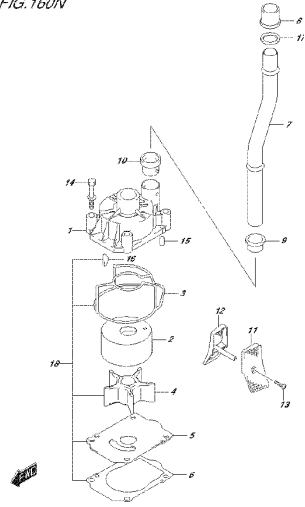
DP/75, ED/1, 016, 160L
WATER PUMP

FIG. 160M



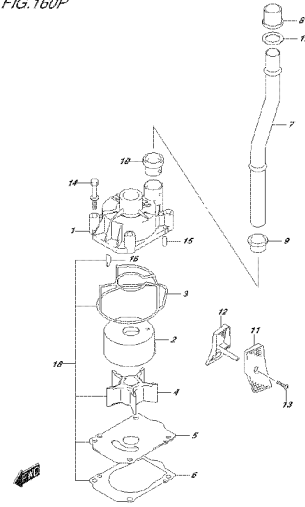
DE 1732 EDL 016 4634
WASSER PUMPE

FIG. 160N



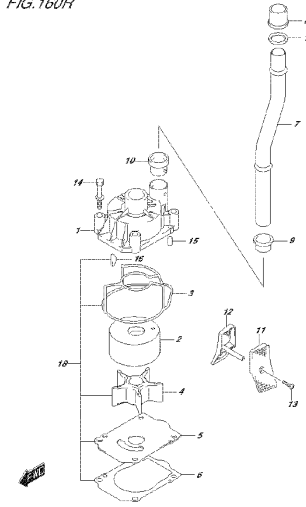
DE 1732 EDL 016 4635
WASSER PUMPE

FIG. 160P



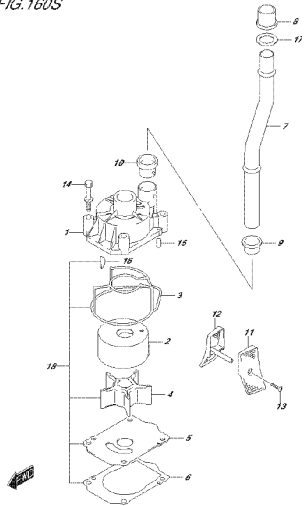
DE 1732 EDL 016 4637
WASSER PUMPE

FIG. 160R



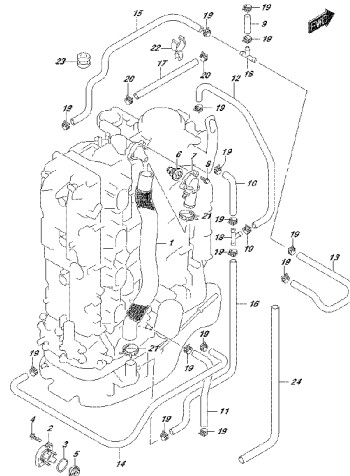
DE 1732 EDL 016 4639
WASSER PUMPE

FIG. 160S



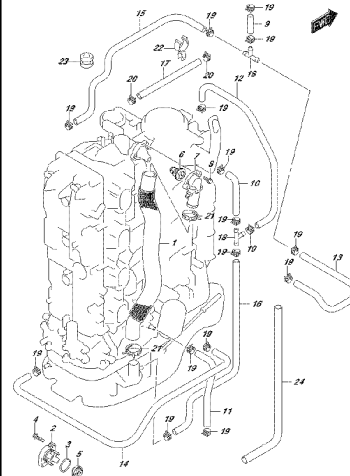
DE 1732 EDL 016 4632
WASSER PUMPE

FIG. 162A



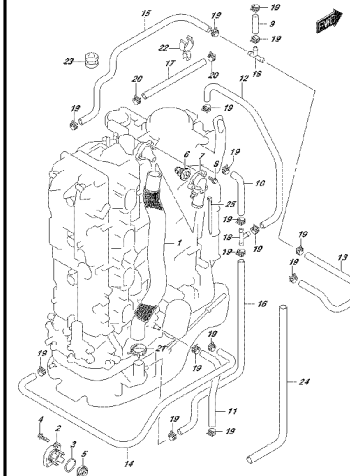
DE 1732 EDL 016 4634
THERMOSTAT

FIG. 162B



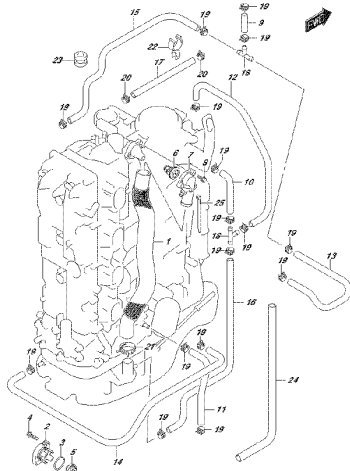
DE 1732 EDL 016 4635
THERMOSTAT

FIG. 162C



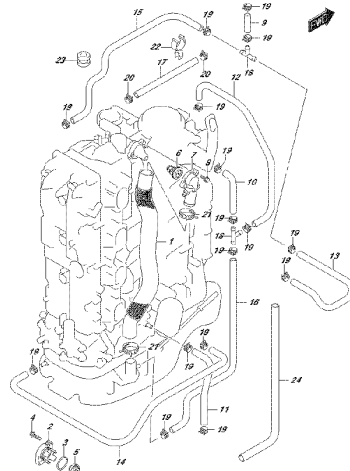
DE 1732 EDL 016 4637
THERMOSTAT

FIG. 162D



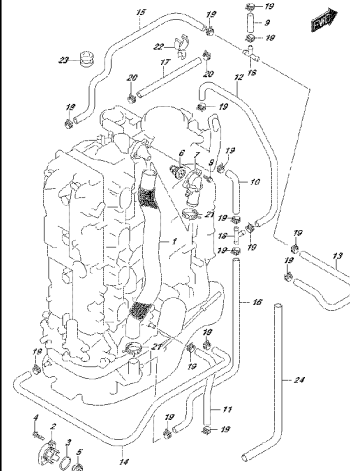
DE 1732, EDL, 016, 162D
THERMOSTAT

FIG. 162E



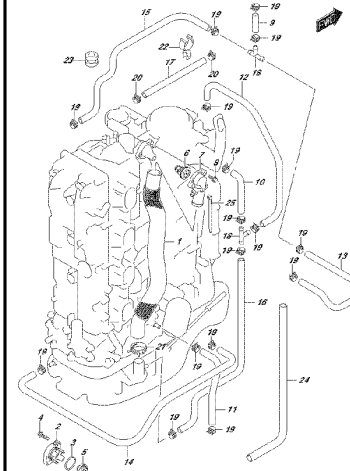
DE 1732, EDL, 016, 162E
THERMOSTAT

FIG. 162F



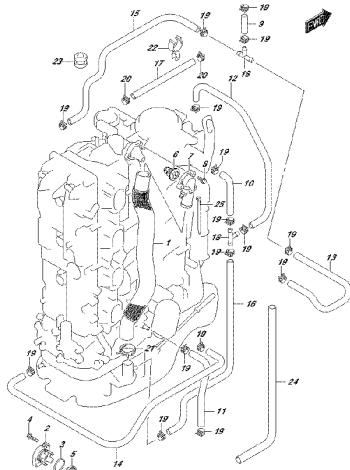
DE 1732, EDL, 016, 162F
THERMOSTAT

FIG. 162G



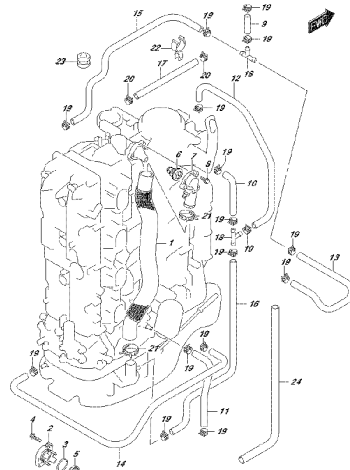
DE 1732, EDL, 016, 162G
THERMOSTAT

FIG. 162H



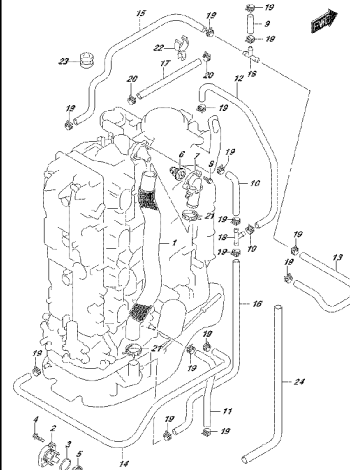
DE 1732, EDL, 016, 162H
THERMOSTAT

FIG. 162J



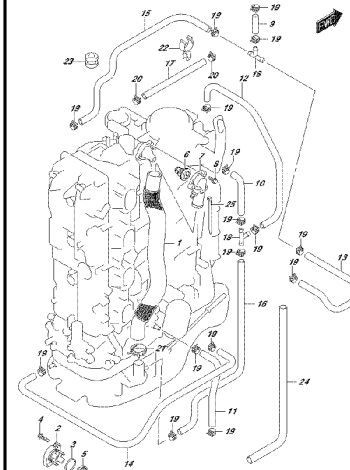
DE 1732, EDL, 016, 162J
THERMOSTAT

FIG. 162K



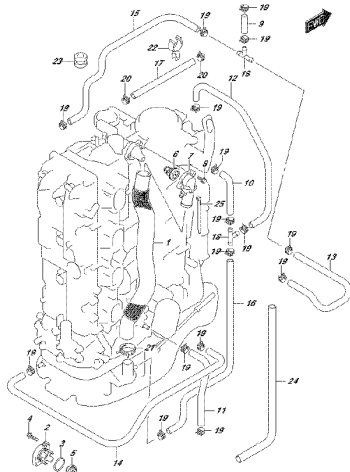
DE 1732, EDL, 016, 162K
THERMOSTAT

FIG. 162L



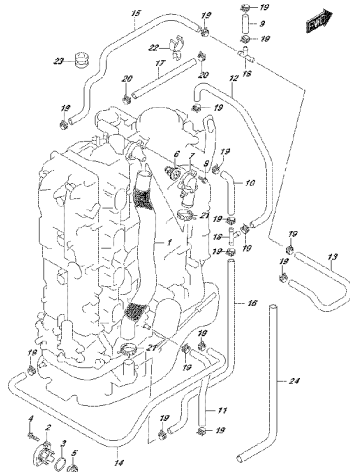
DE 1732, EDL, 016, 162L
THERMOSTAT

FIG. 162M



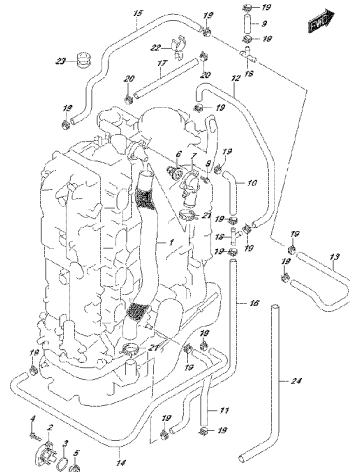
DP 175, ED. 1.0, 162M
THERMOKSTAF

FIG. 162N



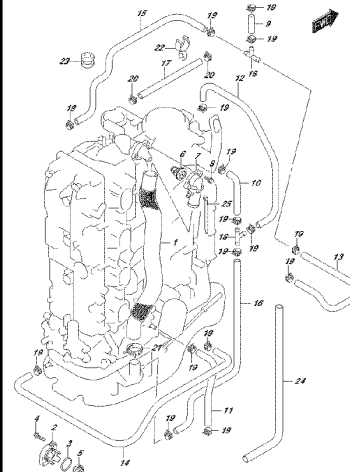
DP 175, ED. 1.0, 162N
THERMOKSTAF

FIG. 162P



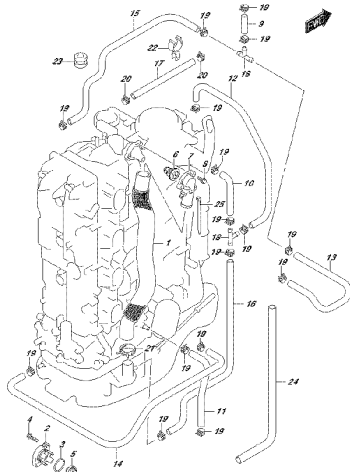
DP 175, ED. 1.0, 162P
THERMOKSTAF

FIG. 162R



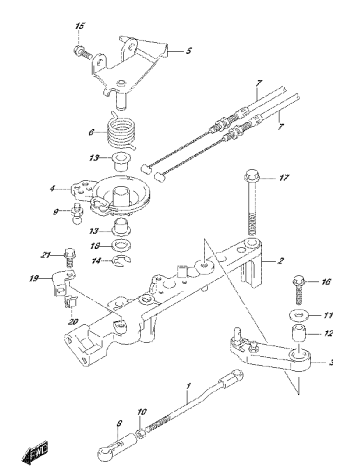
DP 175, ED. 1.0, 162R
THERMOKSTAF

FIG. 162S



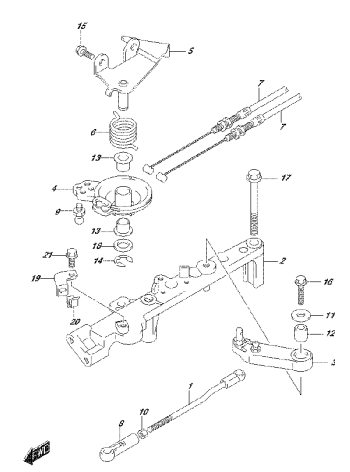
DP 175, ED. 1.0, 162S
THERMOKSTAF

FIG. 164A



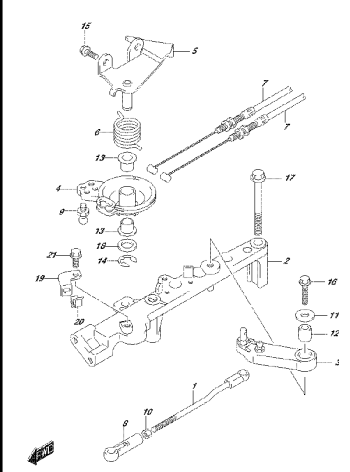
DP 175, ED. 1.0, 164A
THROTTELE R23

FIG. 164B



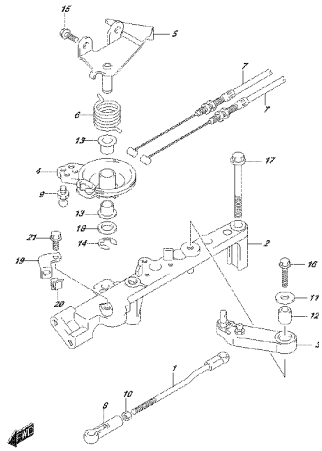
DP 175, ED. 1.0, 164B
THROTTELE R23

FIG. 164C



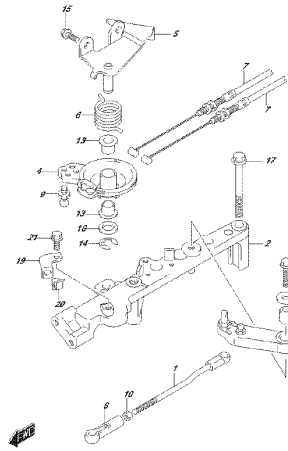
DP 175, ED. 1.0, 164C
THROTTELE R23

FIG.164D



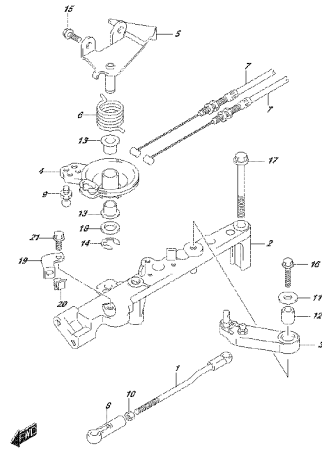
DF 775, EDL 016, 164D
TORXITE E 923

FIG.164E



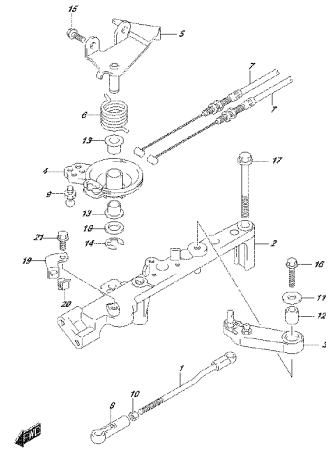
DF 775, EDL 016, 164E
TORXITE E 923

FIG.164F



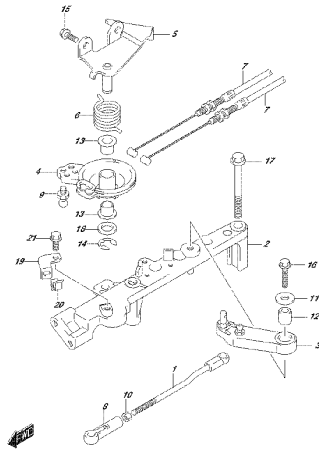
DF 775, EDL 016, 164F
TORXITE E 923

FIG.164G



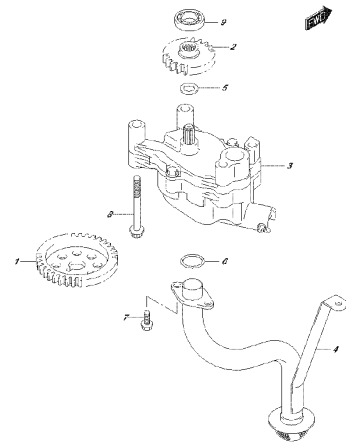
DF 775, EDL 016, 164G
TORXITE E 923

FIG.164H



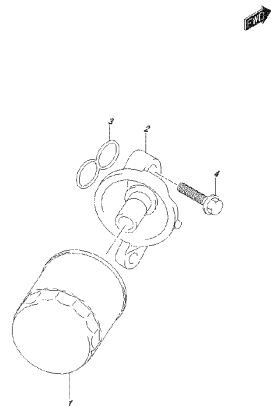
DF 775, EDL 016, 164H
TORXITE E 923

FIG.175A



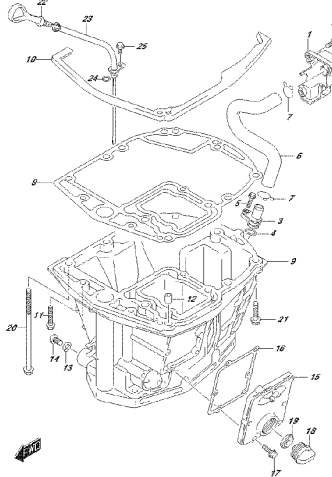
DF 775, EDL 016, 175A
OIL PUMP

FIG.178A



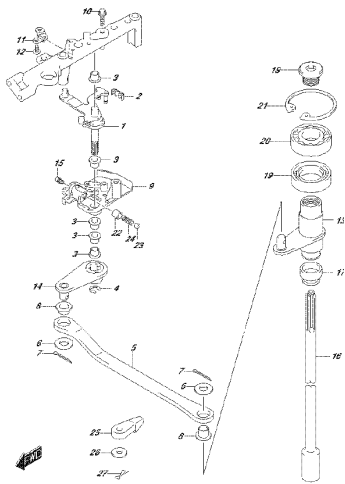
DF 775, EDL 016, 178A
OIL PUMP

FIG.180A



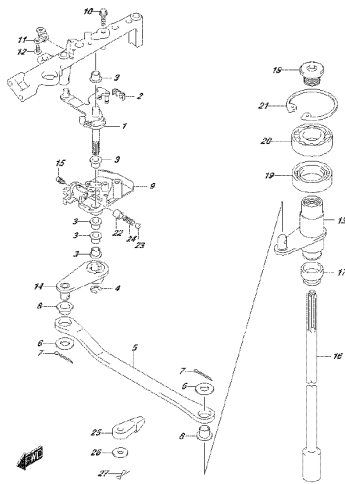
DF 775, EDL 016, 180A
OIL PUMP

FIG.204A



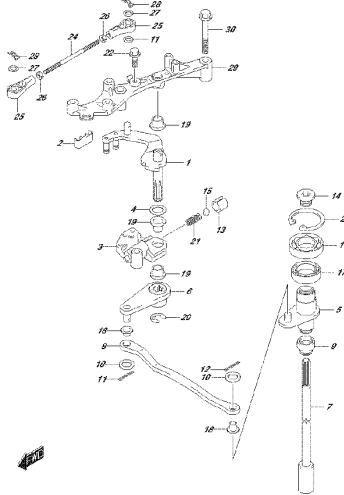
DP175, ED1, 016, B04F
CLOUTIER SHAF1

FIG.204B



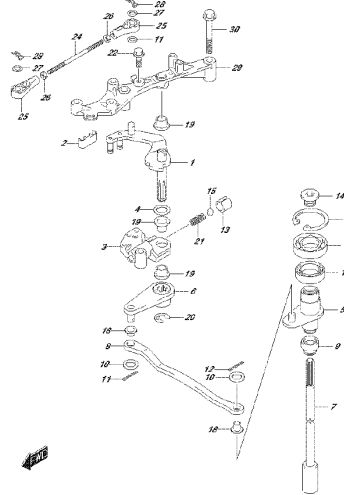
DP175, ED1, 016, B04F
CLOUTIER SHAF1

FIG.204C



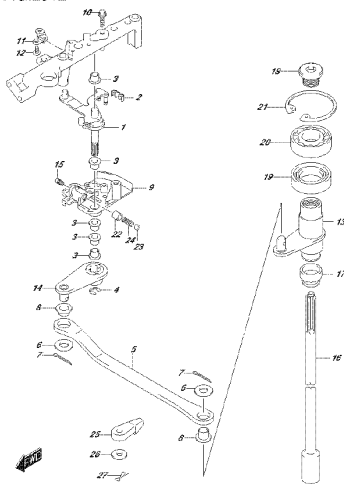
DP175, ED1, 016, B04C
CLOUTIER SHAF1

FIG.204D



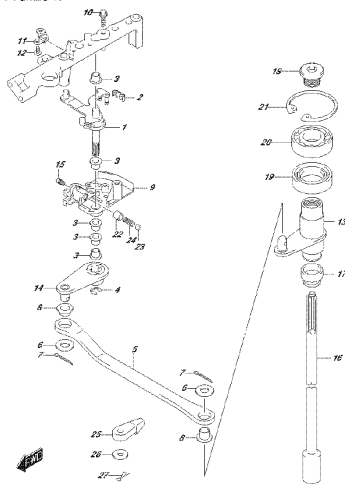
DP175, ED1, 016, B04D
CLOUTIER SHAF1

FIG.204E



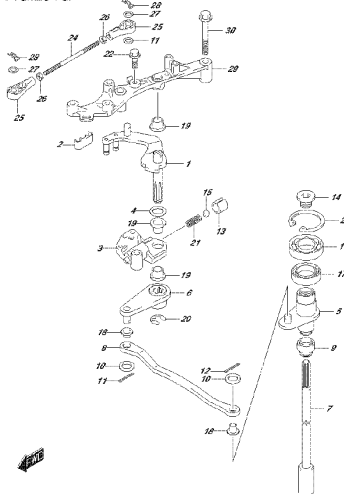
DP175, ED1, 016, B04E
CLOUTIER SHAF1

FIG.204F



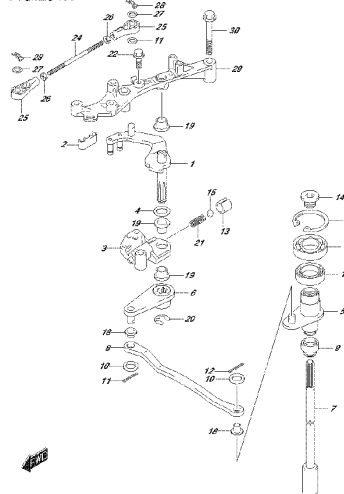
DP175, ED1, 016, B04F
CLOUTIER SHAF1

FIG.204G



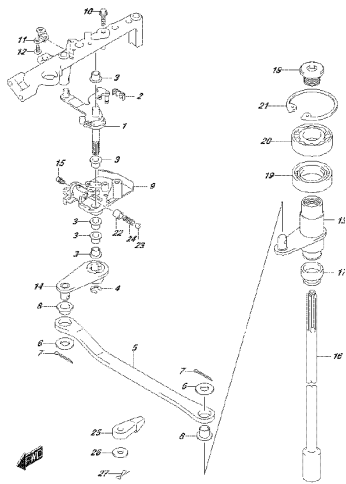
DP175, ED1, 016, B04G
CLOUTIER SHAF1

FIG.204H



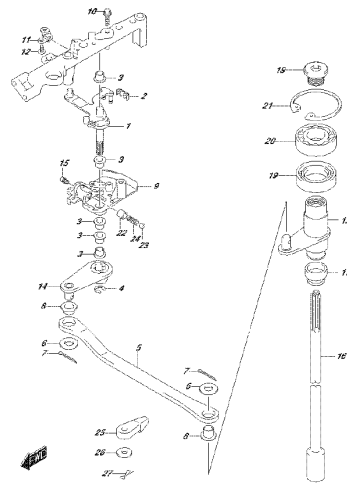
DP175, ED1, 016, B04H
CLOUTIER SHAF1

FIG.204J



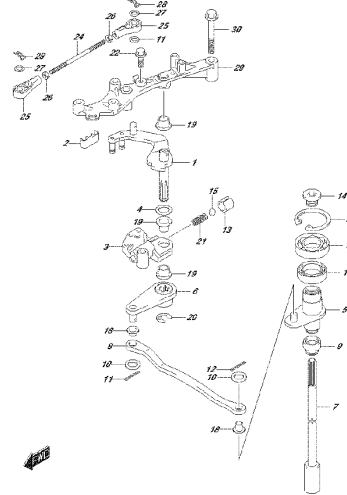
DP75.EDL.016.BAW
CLUTCH SHAFT

FIG.204K



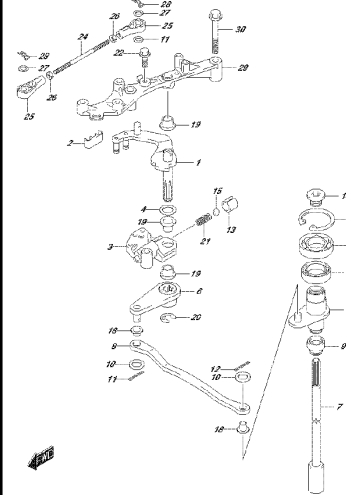
DP75.EDL.016.BAW
CLUTCH SHAFT

FIG.204L



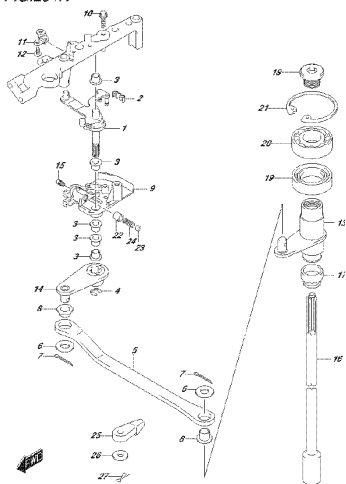
DP75.EDL.016.BAW
CLUTCH SHAFT

FIG.204M



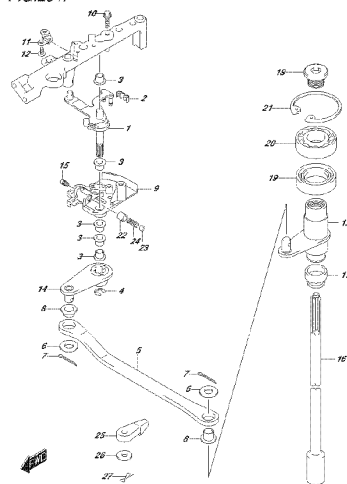
DP75.EDL.016.BAW
CLUTCH SHAFT

FIG.204N



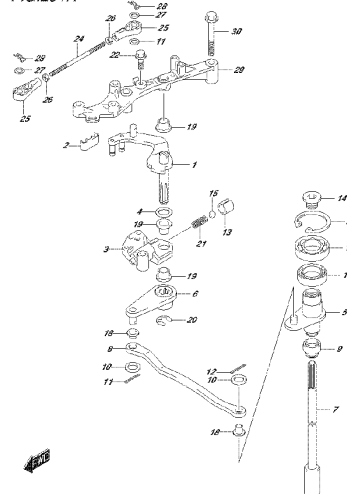
DP75.EDL.016.BAW
CLUTCH SHAFT

FIG.204P



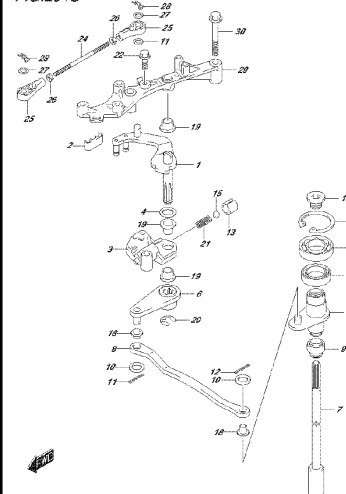
DP75.EDL.016.BAW
CLUTCH SHAFT

FIG.204R



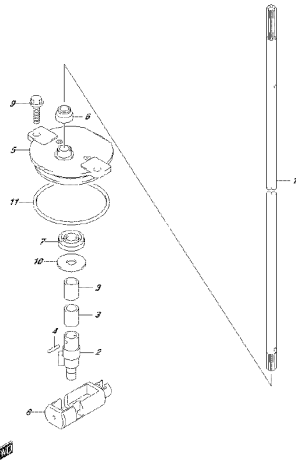
DP75.EDL.016.BAW
CLUTCH SHAFT

FIG.204S



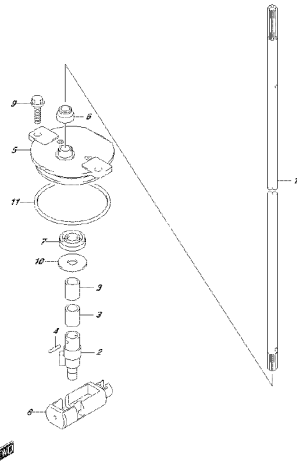
DP75.EDL.016.BAW
CLUTCH SHAFT

FIG. 206A



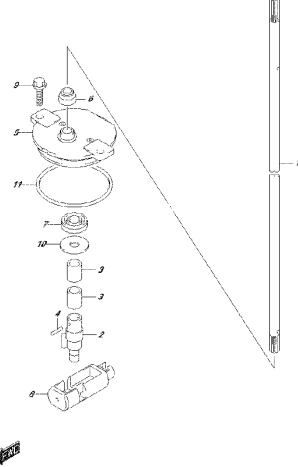
DE 175, 821, 016, B994
CLUBMEX-ROD

FIG. 206B



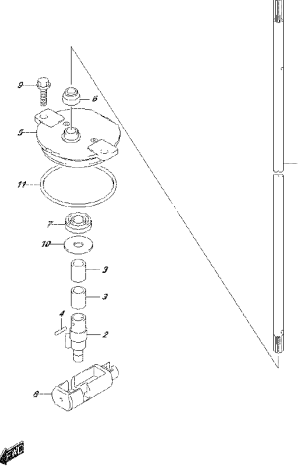
DE 175, 821, 016, B993
CLUBMEX-ROD

FIG. 206C



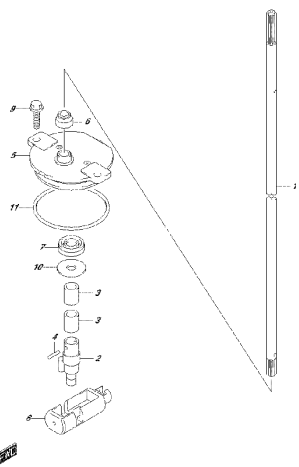
DE 175, 821, 016, B996
CLUBMEX-ROD

FIG. 206D



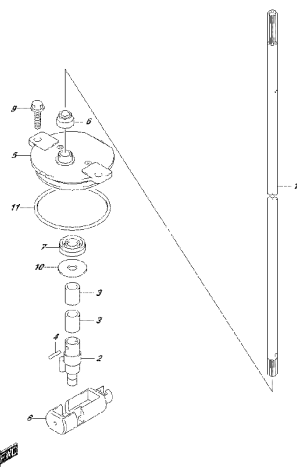
DE 175, 821, 016, B992
CLUBMEX-ROD

FIG. 206E



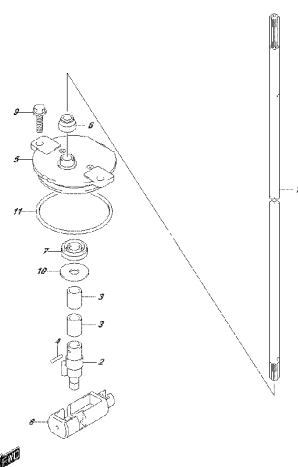
DE 175, 821, 016, B998
CLUBMEX-ROD

FIG. 206F



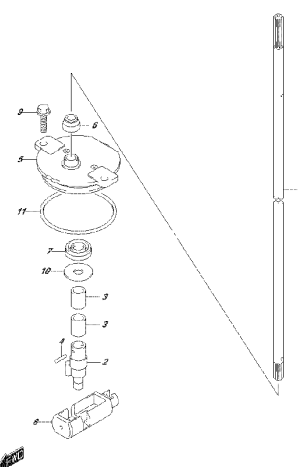
DE 175, 821, 016, B997
CLUBMEX-ROD

FIG. 206G



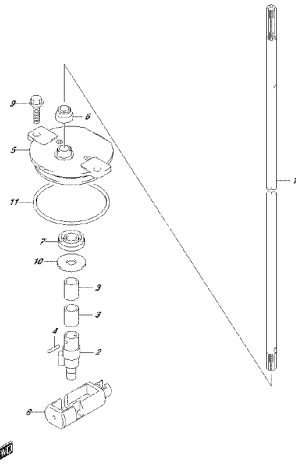
DE 175, 821, 016, B990
CLUBMEX-ROD

FIG. 206H



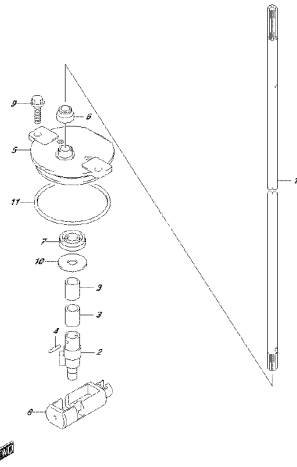
DE 175, 821, 016, B991
CLUBMEX-ROD

FIG. 206J



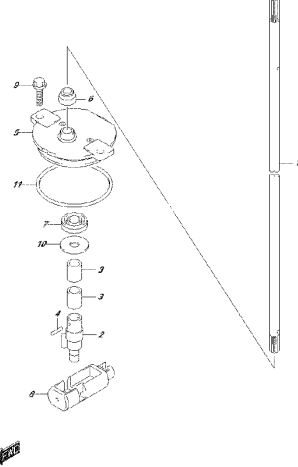
DE 175, ED. 1, 016, 0001
CL U1076-R02

FIG. 206K



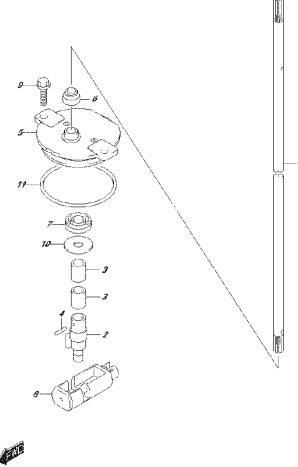
DE 175, ED. 1, 016, 0004
CL U1076-R02

FIG. 206L



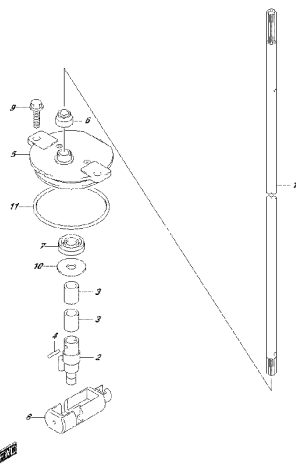
DE 175, ED. 1, 016, 0006
CL U1076-R02

FIG. 206M



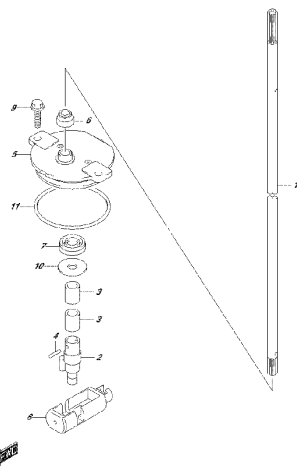
DE 175, ED. 1, 016, 0008
CL U1076-R02

FIG. 206N



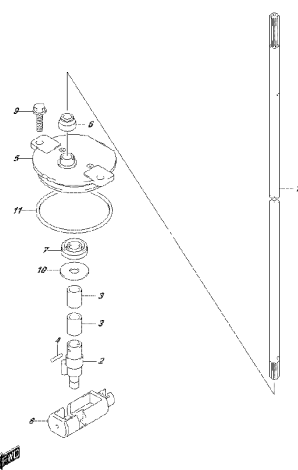
DE 175, ED. 1, 016, 0009
CL U1076-R02

FIG. 206P



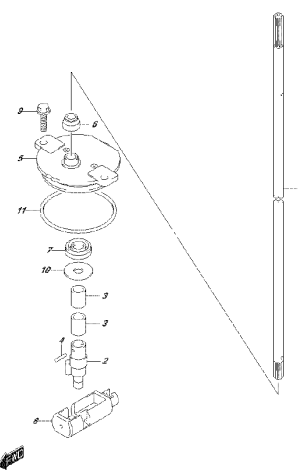
DE 175, ED. 1, 016, 0010
CL U1076-R02

FIG. 206R



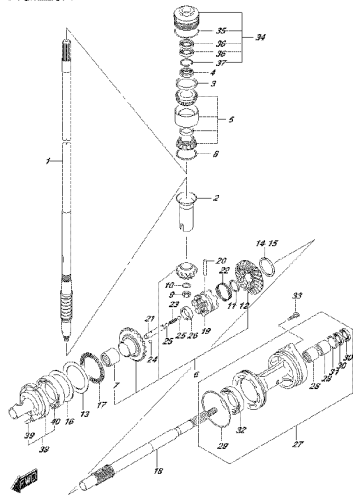
DE 175, ED. 1, 016, 0010
CL U1076-R02

FIG. 206S



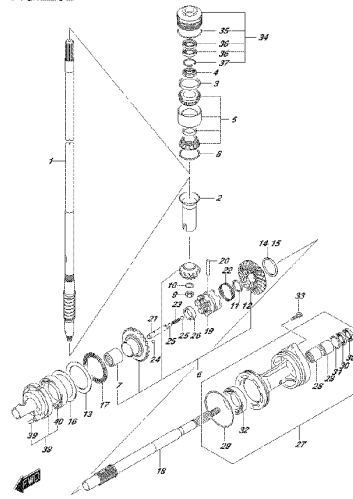
DE 175, ED. 1, 016, 0012
CL U1076-R02

FIG. 220A



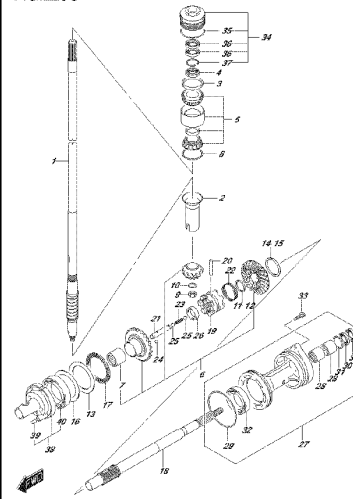
DP/75, EDL, 016, 0204
15/04/2018/09/09

FIG. 220B



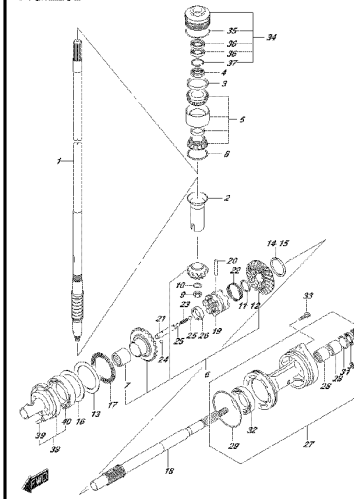
DP/75, EDL, 016, 0205
15/04/2018/09/09

FIG. 220C



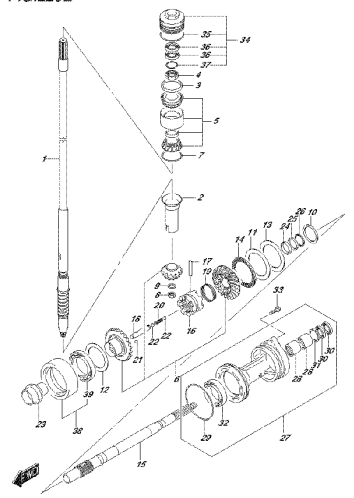
DP/75, EDL, 016, 0206
15/04/2018/09/09

FIG. 220D



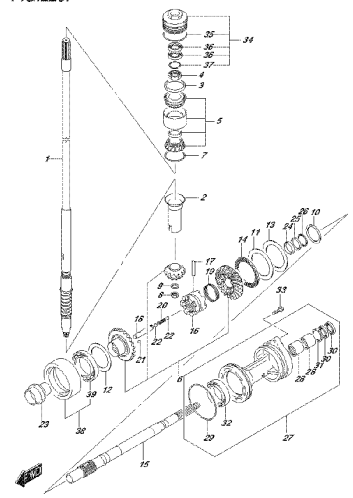
DP/75, EDL, 016, 0207
15/04/2018/09/09

FIG. 220E



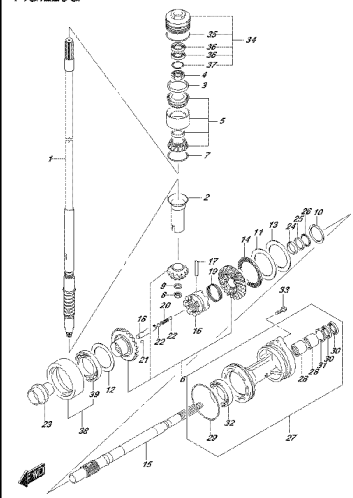
DP/75, EDL, 016, 0208
15/04/2018/09/09

FIG. 220F



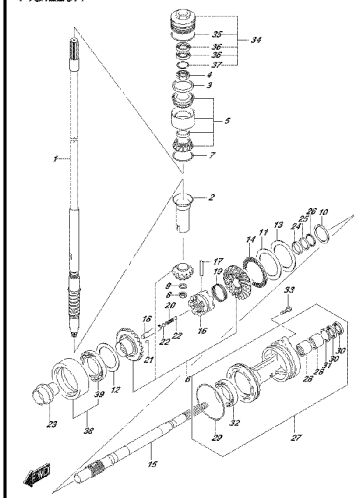
DP/75, EDL, 016, 0209
15/04/2018/09/09

FIG. 220G



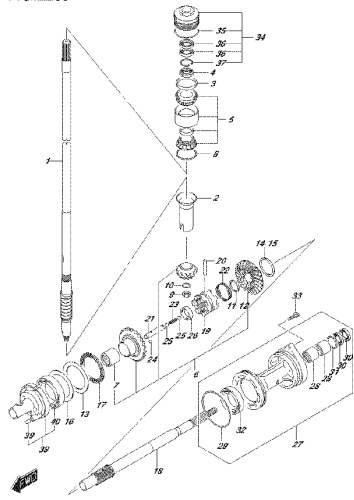
DP/75, EDL, 016, 0210
15/04/2018/09/09

FIG. 220H



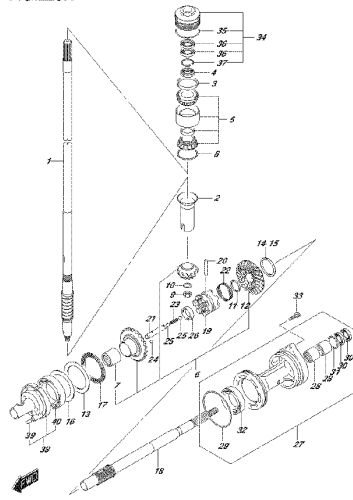
DP/75, EDL, 016, 0211
15/04/2018/09/09

FIG. 220W



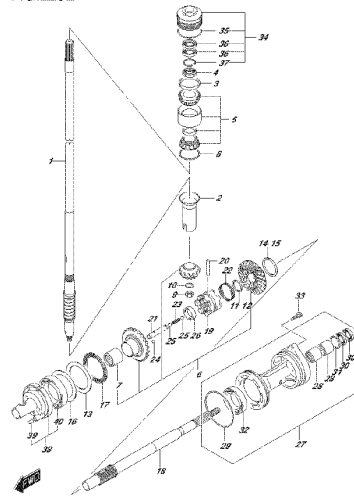
DP/75 EDL 016 83W
TS440385300

FIG. 220K



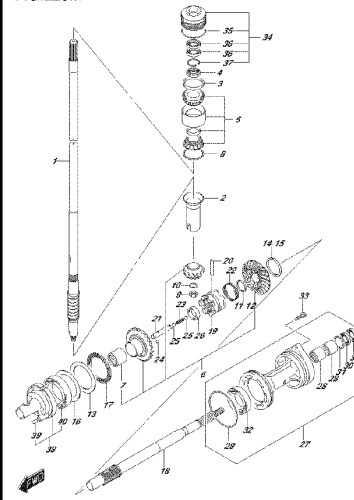
DP/75 EDL 016 83W
TS440385300

FIG. 220L



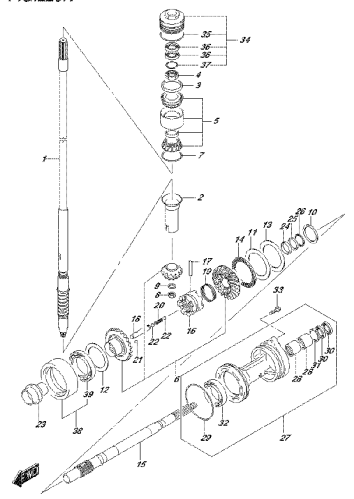
DP/75 EDL 016 83W
TS440385300

FIG. 220M



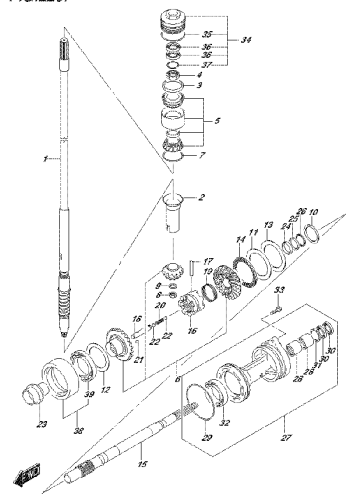
DP/75 EDL 016 83W
TS440385300

FIG. 220N



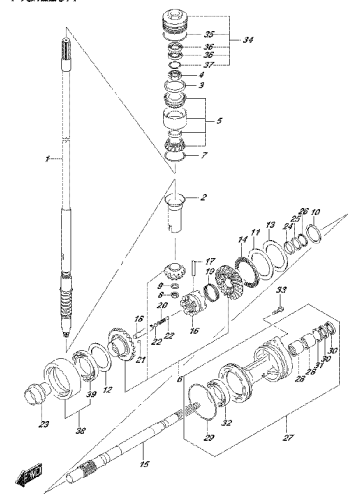
DP/75 EDL 016 83W
TS440385300

FIG. 220P



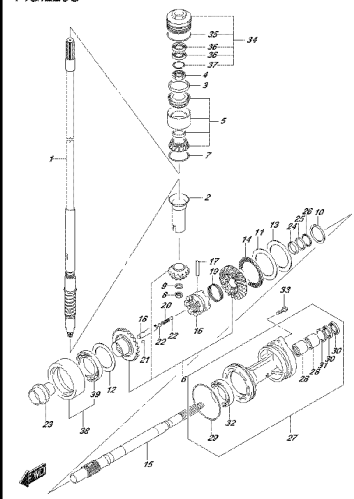
DP/75 EDL 016 83W
TS440385300

FIG. 220R



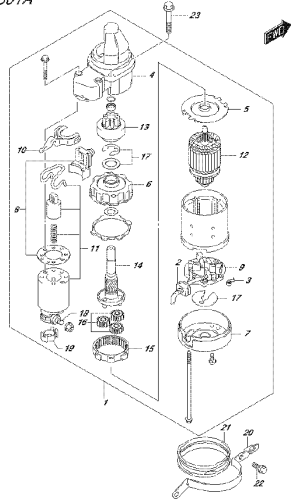
DP/75 EDL 016 83W
TS440385300

FIG. 220S



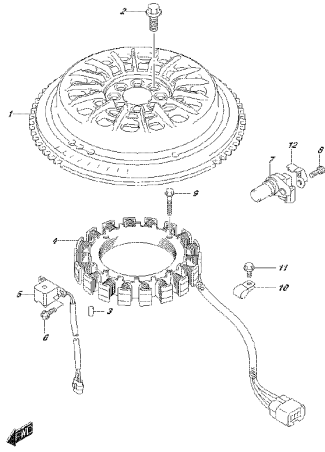
DP/75 EDL 016 83W
TS440385300

FIG.301A



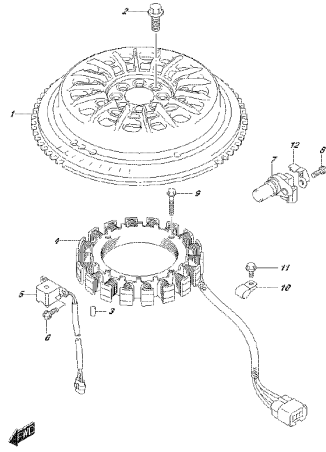
DP-75L EDL 0.6.304
HARMETER

FIG.303A



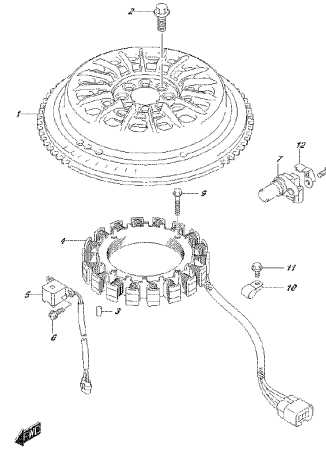
DP-75L EDL 0.6.304
HARMETER

FIG.303B



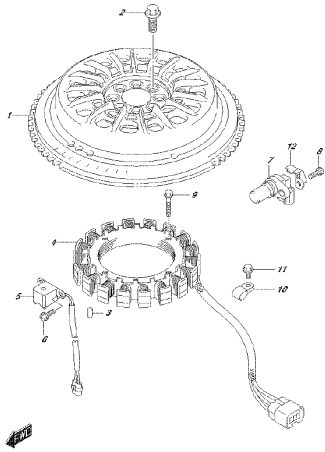
DP-75L EDL 0.6.303B
HARMETER

FIG.303C



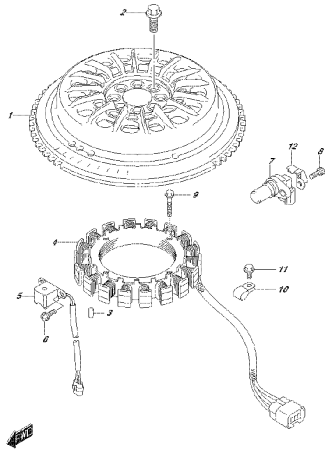
DP-75L EDL 0.6.303C
HARMETER

FIG.303D



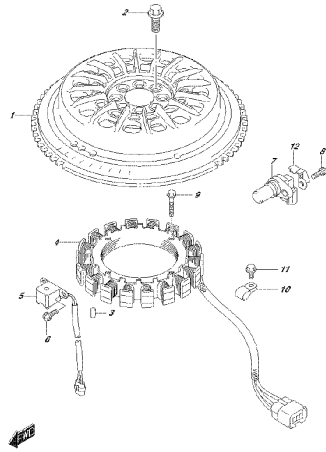
DP-75L EDL 0.6.303D
HARMETER

FIG.303E



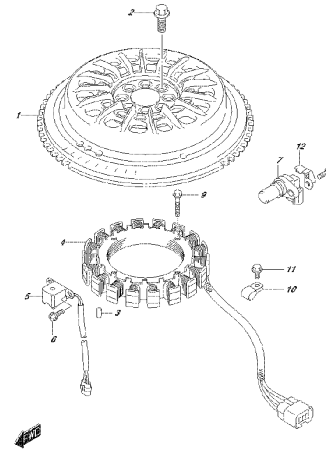
DP-75L EDL 0.6.303E
HARMETER

FIG.303F



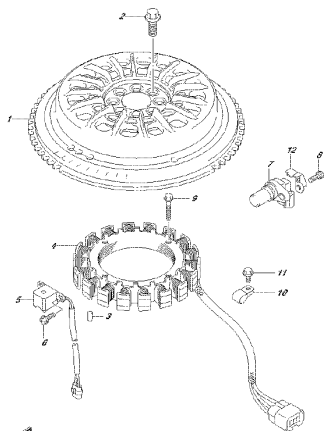
DP-75L EDL 0.6.303F
HARMETER

FIG.303G



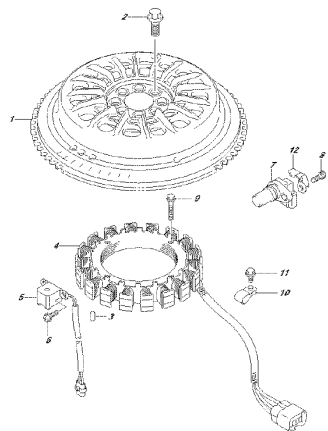
DP-75L EDL 0.6.303G
HARMETER

FIG.303H



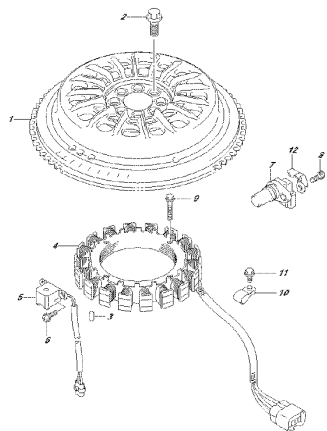
DP-75L EDL 0.6.303H
MAGNETO

FIG.303J



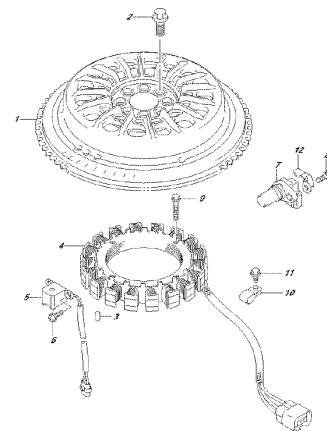
DP-75L EDL 0.6.303J
MAGNETO

FIG.303K



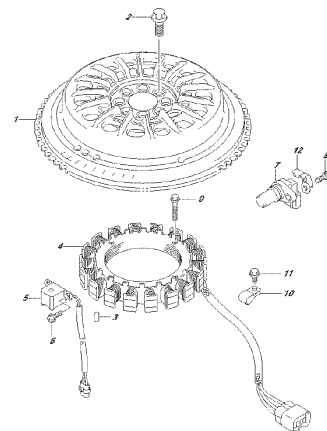
DP-75L EDL 0.6.303K
MAGNETO

FIG.303L



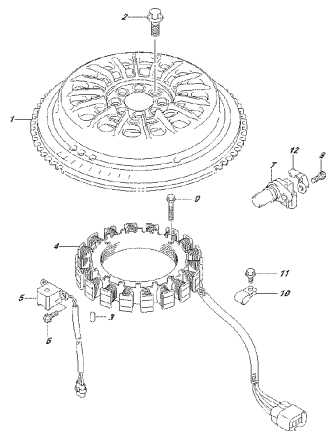
DP-75L EDL 0.6.303L
MAGNETO

FIG.303M



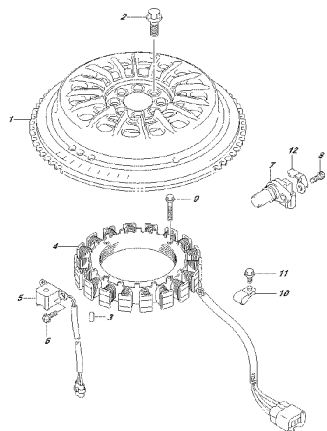
DP-75L EDL 0.6.303M
MAGNETO

FIG.303N



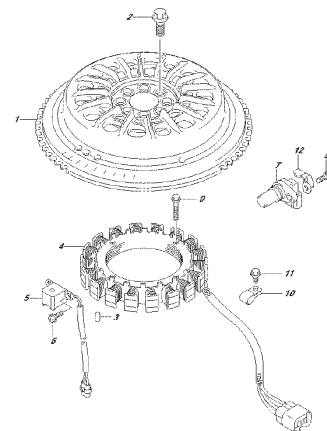
DP-75L EDL 0.6.303N
MAGNETO

FIG.303P



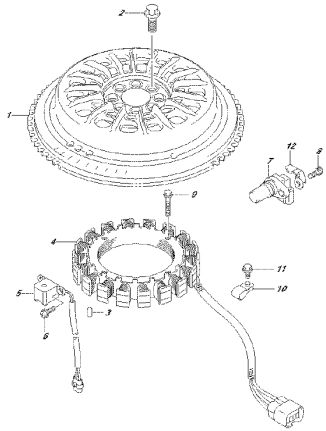
DP-75L EDL 0.6.303P
MAGNETO

FIG.303R



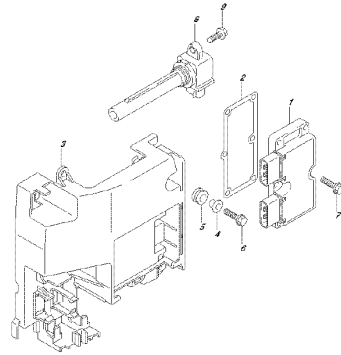
DP-75L EDL 0.6.303R
MAGNETO

FIG.303S



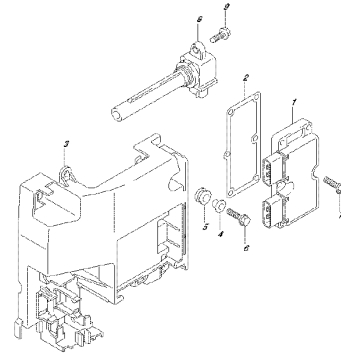
DF75 EDL 016 303S
RECHTGERADWÄNDIG

FIG.310A



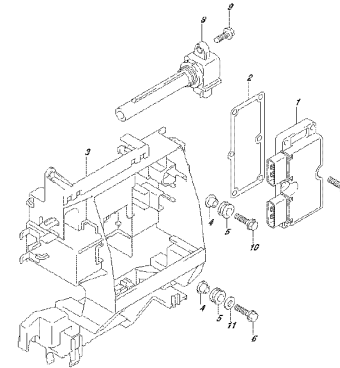
DF75 EDL 016 310A
RECHTGERADWÄNDIG

FIG.310B



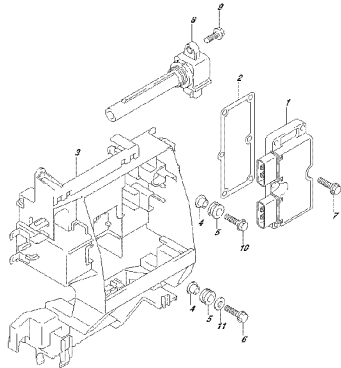
DF75 EDL 016 310B
RECHTGERADWÄNDIG

FIG.310C



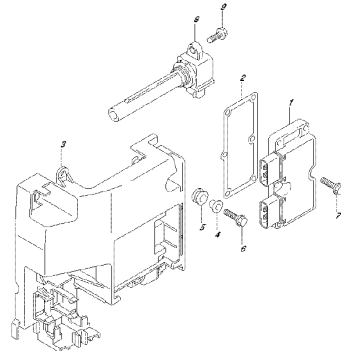
DF75 EDL 016 310C
RECHTGERADWÄNDIG

FIG.310D



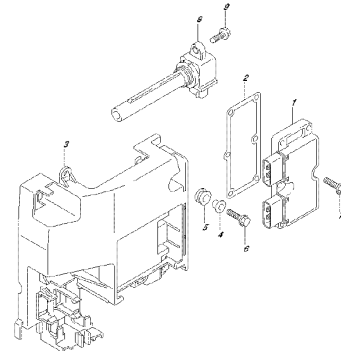
DF75 EDL 016 310D
RECHTGERADWÄNDIG

FIG.310E



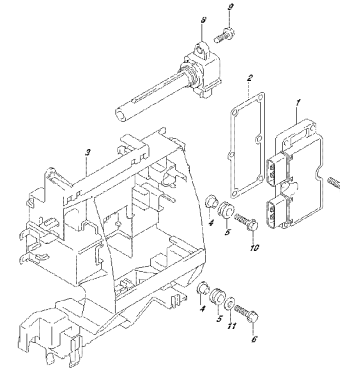
DF75 EDL 016 310E
RECHTGERADWÄNDIG

FIG.310F



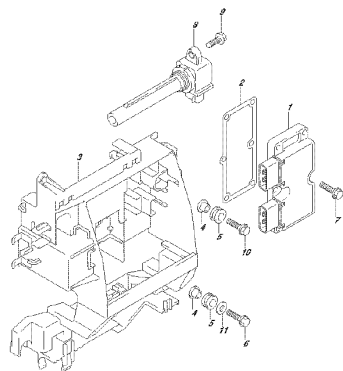
DF75 EDL 016 310F
RECHTGERADWÄNDIG

FIG.310G



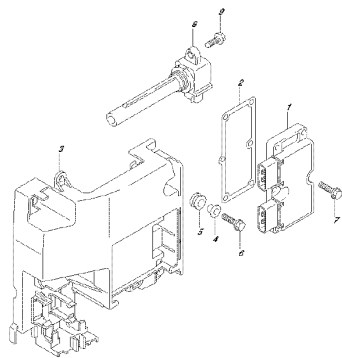
DF75 EDL 016 310G
RECHTGERADWÄNDIG

FIG.310H



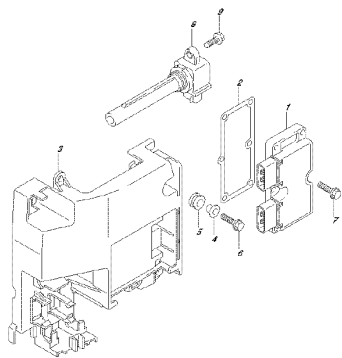
DF75 EDL 016 310H
RECHTBEREINWÄRTS

FIG.310J



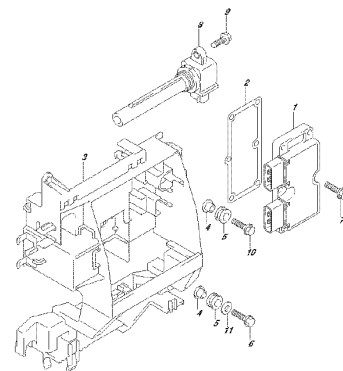
DF75 EDL 016 310J
RECHTBEREINWÄRTS

FIG.310K



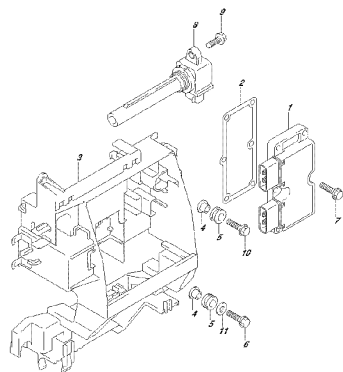
DF75 EDL 016 310K
RECHTBEREINWÄRTS

FIG.310L



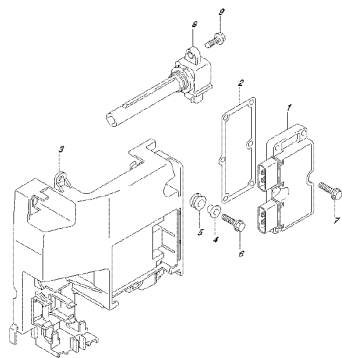
DF75 EDL 016 310L
RECHTBEREINWÄRTS

FIG.310M



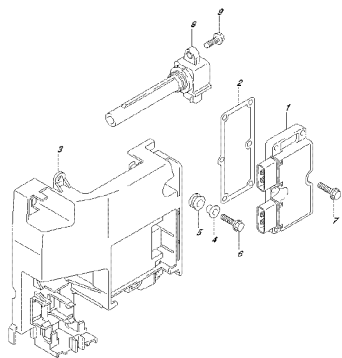
DF75 EDL 016 310M
RECHTBEREINWÄRTS

FIG.310N



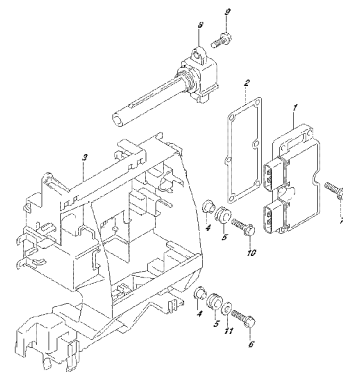
DF75 EDL 016 310N
RECHTBEREINWÄRTS

FIG.310P



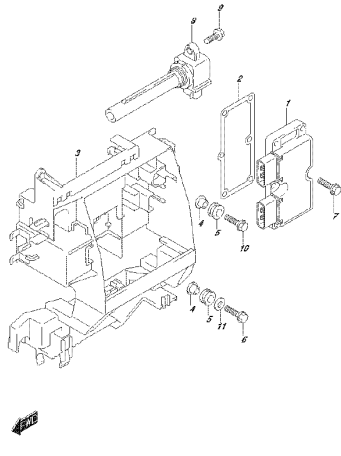
DF75 EDL 016 310P
RECHTBEREINWÄRTS

FIG.310R



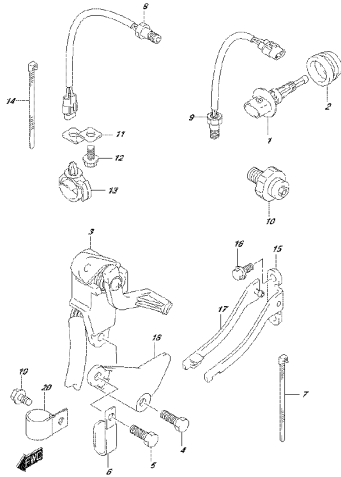
DF75 EDL 016 310R
RECHTBEREINWÄRTS

FIG.310S



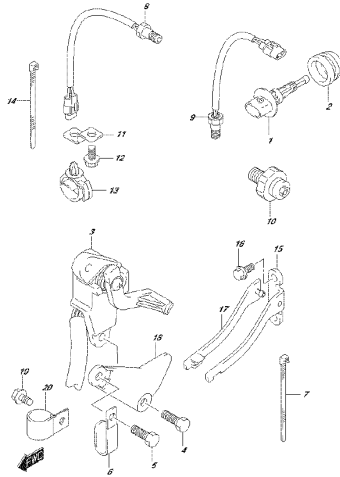
DP-775, ELL, 016, 0167
05/2019/06

FIG.315A



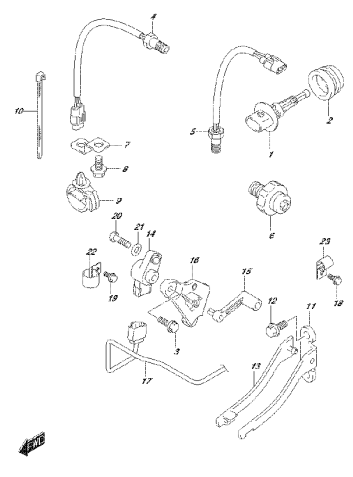
DP-775, ELL, 016, 0164
05/2019/06

FIG.315B



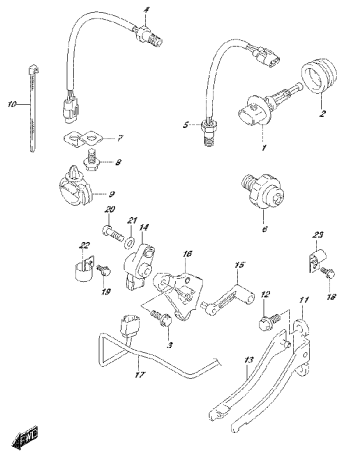
DP-775, ELL, 016, 0169
05/2019/06

FIG.315C



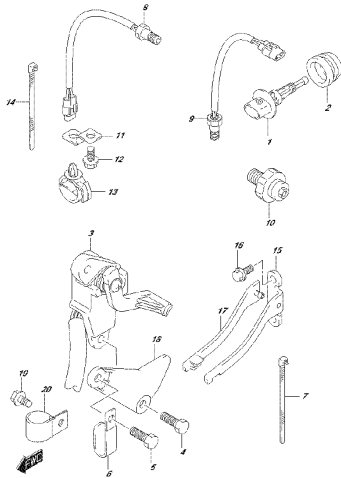
DP-775, ELL, 016, 0166
05/2019/06

FIG.315D



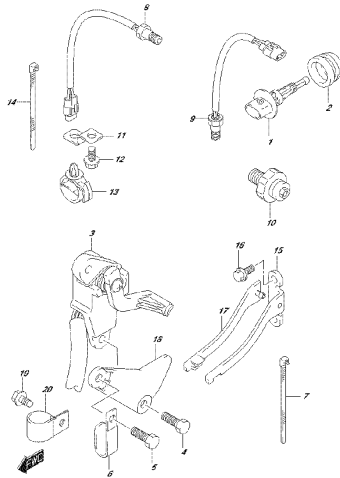
DP-775, ELL, 016, 0162
05/2019/06

FIG.315E



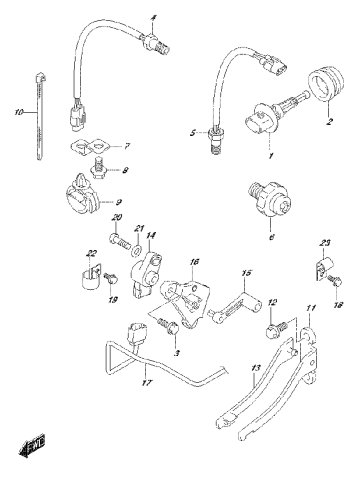
DP-775, ELL, 016, 0168
05/2019/06

FIG.315F



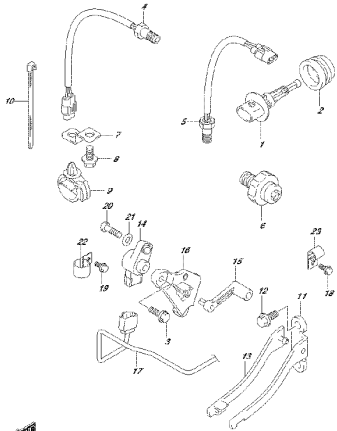
DP-775, ELL, 016, 0167
05/2019/06

FIG.315G



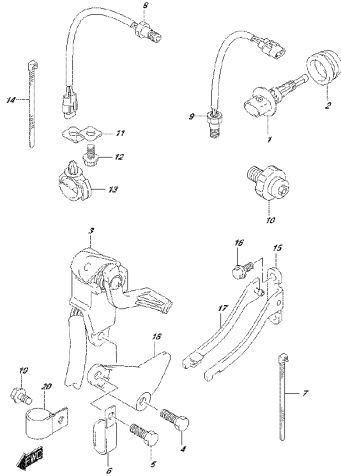
DP-775, ELL, 016, 0163
05/2019/06

FIG.315H



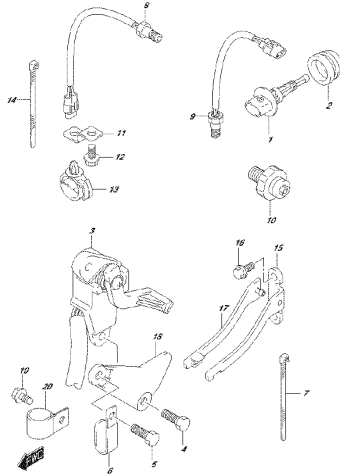
DP-775, EEL, 0,16, 0,187
02/20/06

FIG.315J



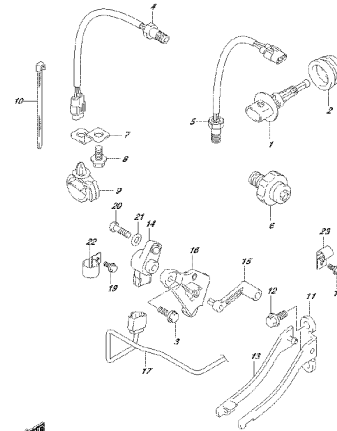
DP-775, EEL, 0,16, 0,187
02/20/06

FIG.315K



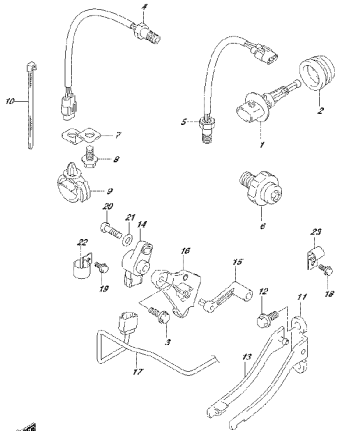
DP-775, EEL, 0,16, 0,187
02/20/06

FIG.315L



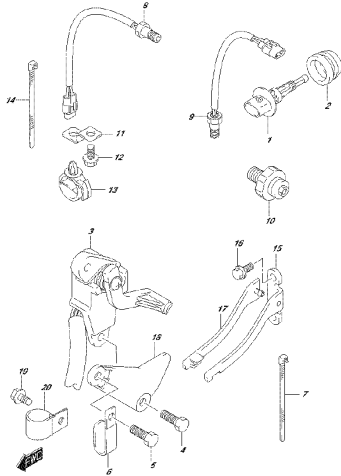
DP-775, EEL, 0,16, 0,187
02/20/06

FIG.315M



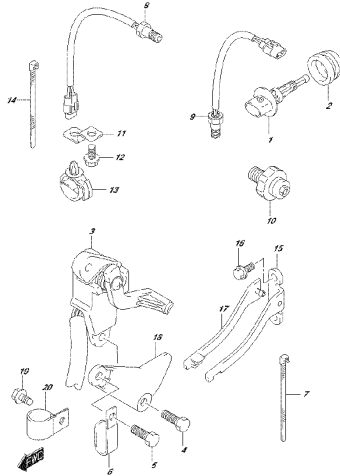
DP-775, EEL, 0,16, 0,187
02/20/06

FIG.315N



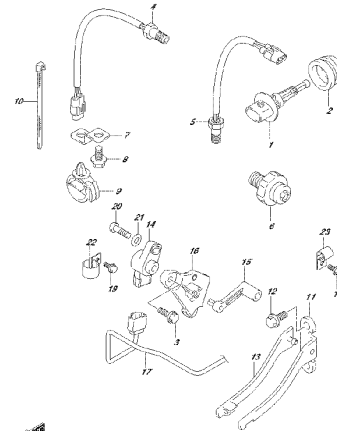
DP-775, EEL, 0,16, 0,187
02/20/06

FIG.315P



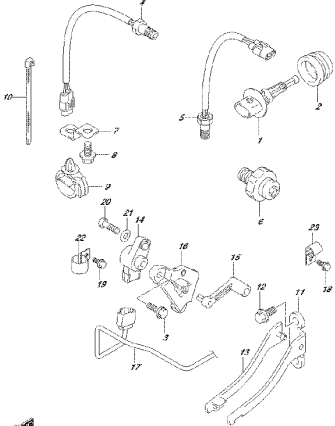
DP-775, EEL, 0,16, 0,187
02/20/06

FIG.315R



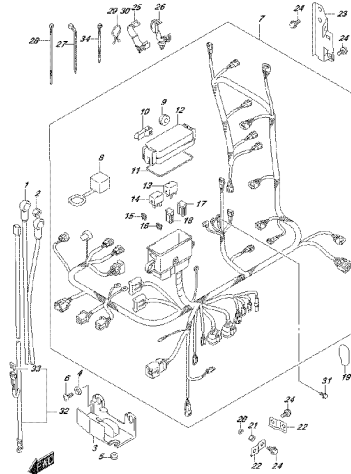
DP-775, EEL, 0,16, 0,187
02/20/06

FIG.315S



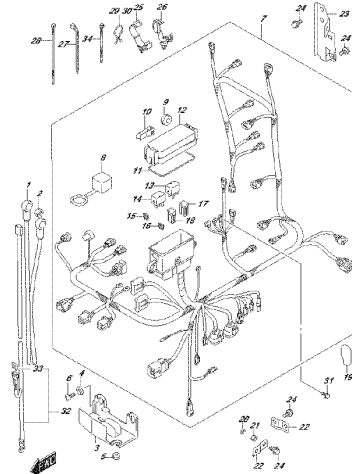
DF75.EDL.046.0125
HARNESS

FIG.322A



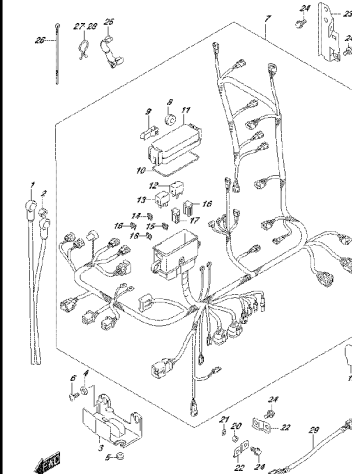
DF75.EDL.046.0204
HARNESS

FIG.322B



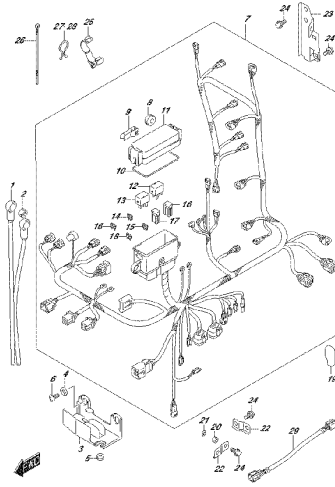
DF75.EDL.046.0209
HARNESS

FIG.322C



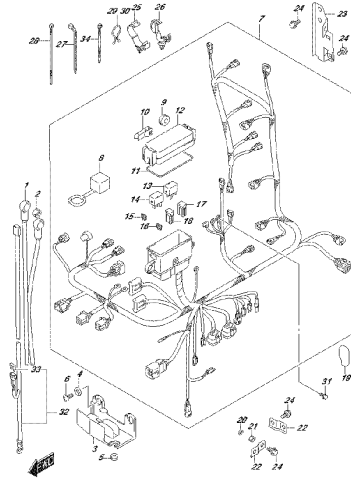
DF75.EDL.046.020C
HARNESS

FIG.322D



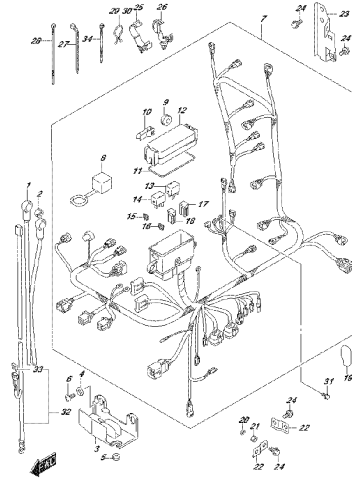
DF75.EDL.046.0310
HARNESS

FIG.322E



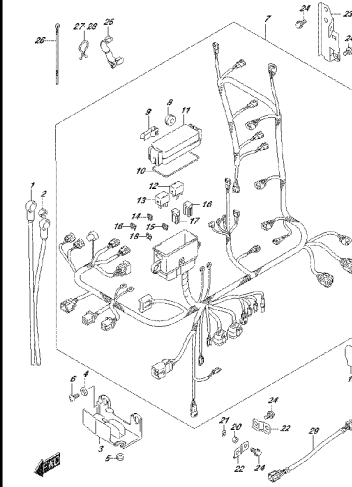
DF75.EDL.046.031E
HARNESS

FIG.322F



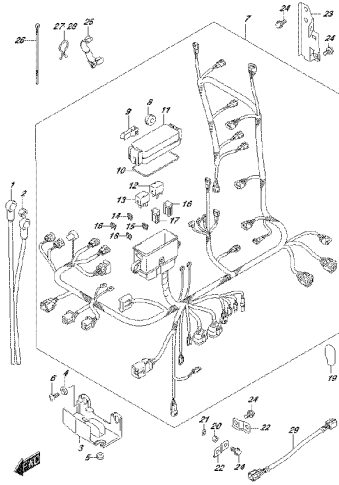
DF75.EDL.046.031F
HARNESS

FIG.322G



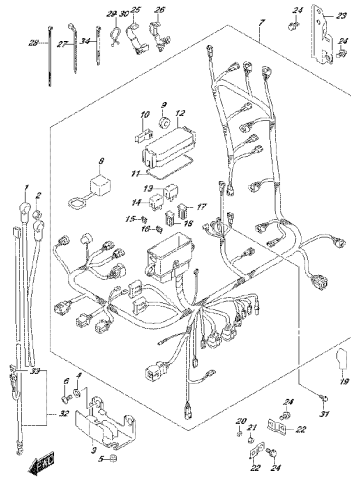
DF75.EDL.046.031G
HARNESS

FIG.322H



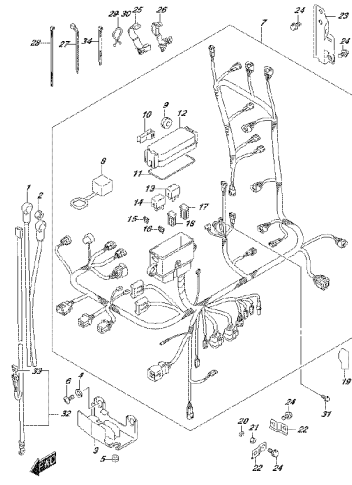
DP75 EEL 016.033V
HARNESS

FIG.322J



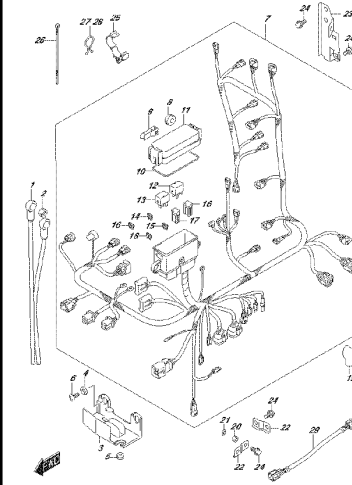
DP75 EEL 016.033V
HARNESS

FIG.322K



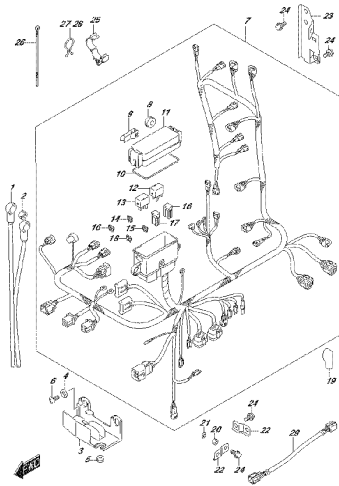
DP75 EEL 016.033V
HARNESS

FIG.322L



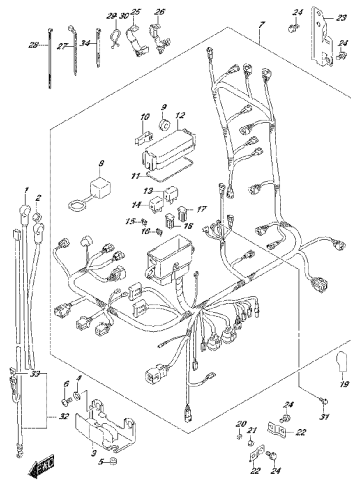
DP75 EEL 016.033V
HARNESS

FIG.322M



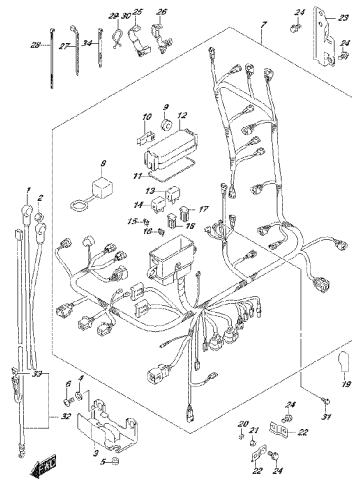
DP75 EEL 016.033V
HARNESS

FIG.322N



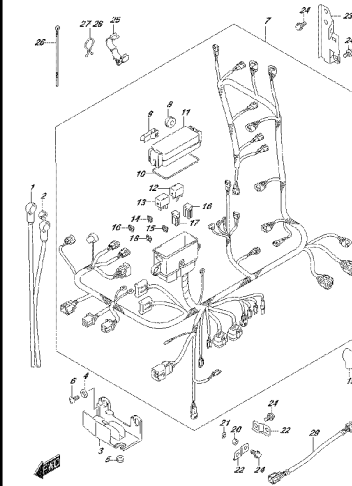
DP75 EEL 016.033V
HARNESS

FIG.322P



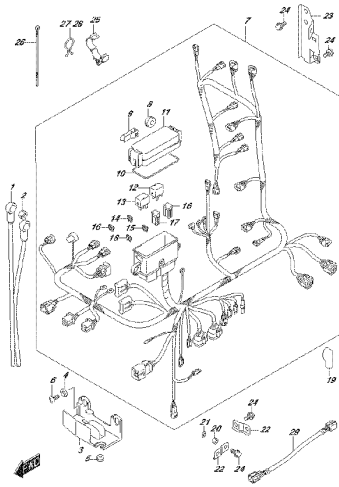
DP75 EEL 016.033V
HARNESS

FIG.322R



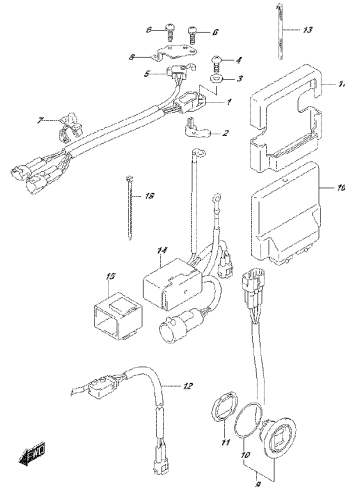
DP75 EEL 016.033V
HARNESS

FIG.322S



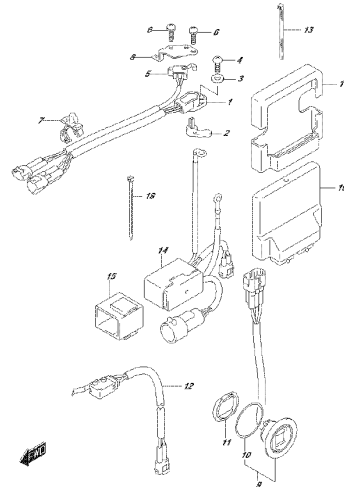
DP 775, EDL 016, 0302
PTT switchgear control unit

FIG.326A



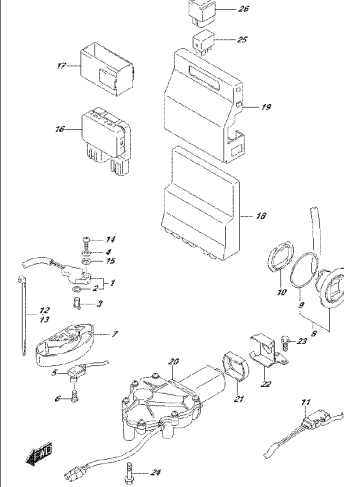
DP 775, EDL 016, 0304
PTT switchgear control unit

FIG.326B



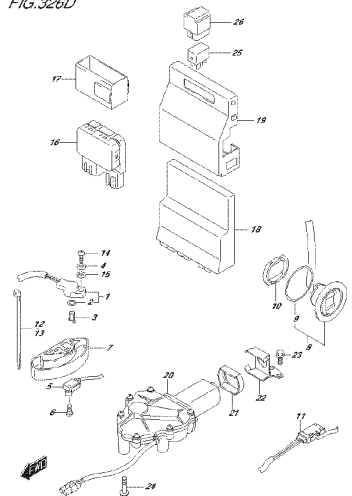
DP 775, EDL 016, 0302
PTT switchgear control unit

FIG.326C



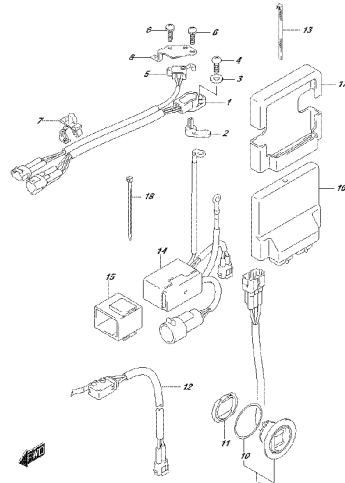
DP 775, EDL 016, 0302
PTT switchgear control unit

FIG.326D



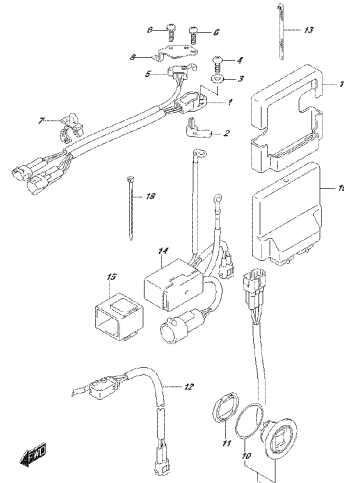
DP 775, EDL 016, 0302
PTT switchgear control unit

FIG.326E



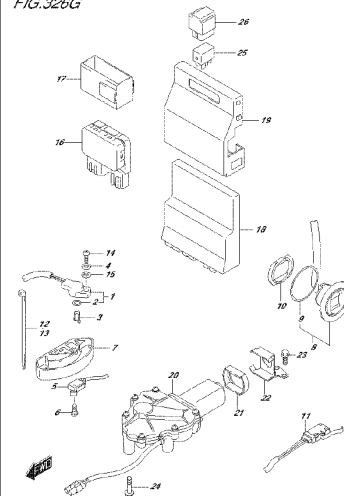
DP 775, EDL 016, 0302
PTT switchgear control unit

FIG.326F



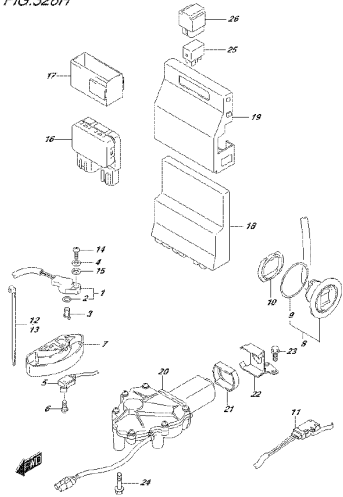
DP 775, EDL 016, 0302
PTT switchgear control unit

FIG.326G



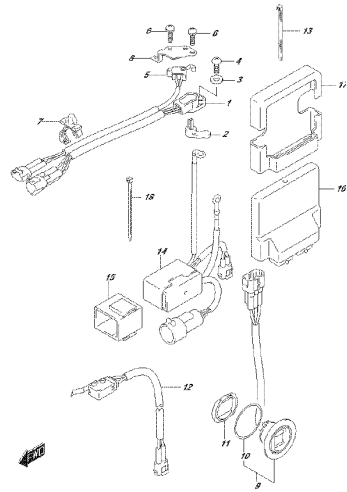
DP 775, EDL 016, 0302
PTT switchgear control unit

FIG.326H



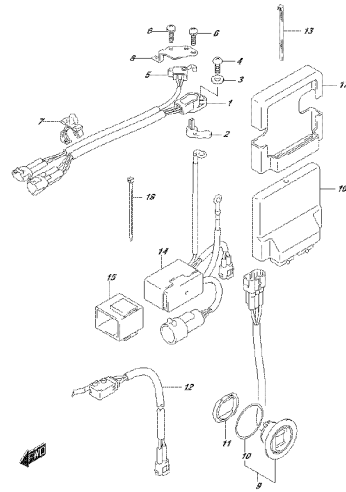
DP 775, EDL 016, 030P
PIT SWITCHGEAR CONTROL UNIT

FIG.326J



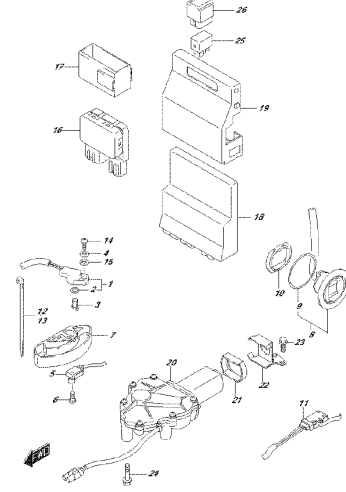
DP 775, EDL 016, 030V
PIT SWITCHGEAR CONTROL UNIT

FIG.326K



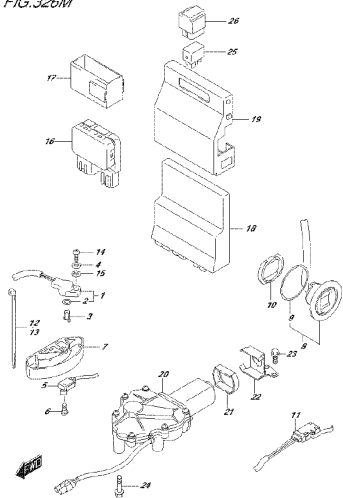
DP 775, EDL 016, 030P
PIT SWITCHGEAR CONTROL UNIT

FIG.326L



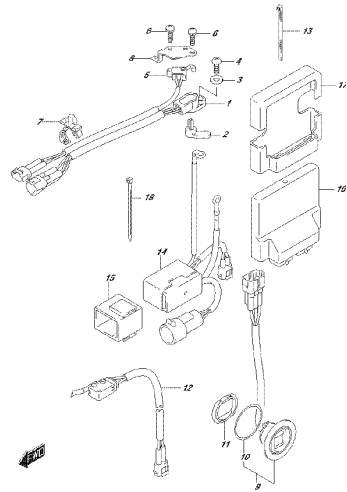
DP 775, EDL 016, 030C
PIT SWITCHGEAR CONTROL UNIT

FIG.326M



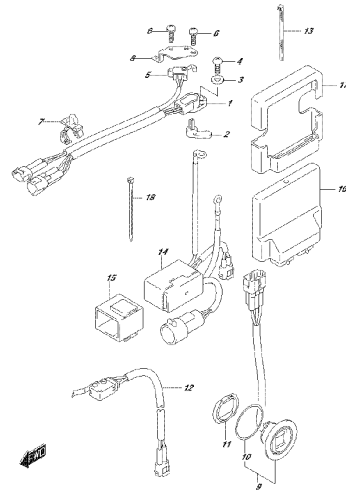
DP 775, EDL 016, 030W
PIT SWITCHGEAR CONTROL UNIT

FIG.326N



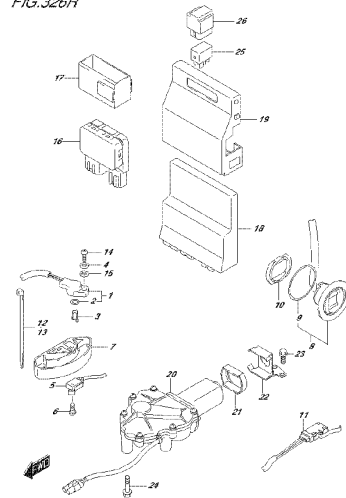
DP 775, EDL 016, 030V
PIT SWITCHGEAR CONTROL UNIT

FIG.326P



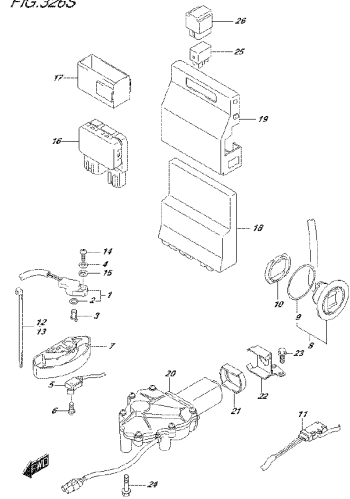
DP 775, EDL 016, 030P
PIT SWITCHGEAR CONTROL UNIT

FIG.326R



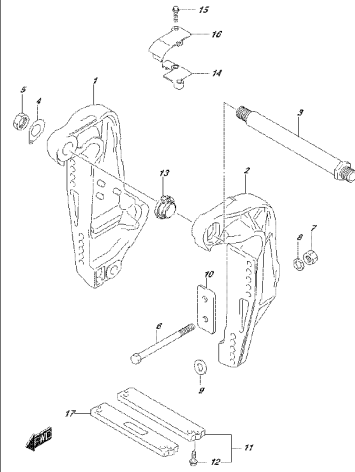
DP 775, EDL 016, 030P
PIT SWITCHGEAR CONTROL UNIT

FIG.326S



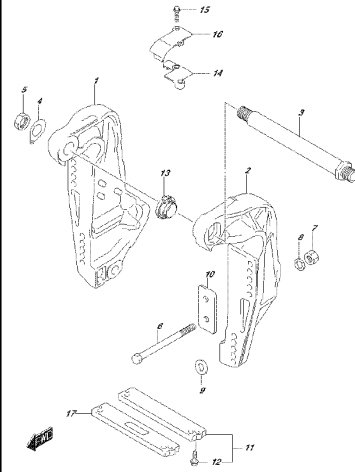
DP175, EDL, 016, 0307
KIT SWITCH/ENGINE CONTROL UNIT

FIG.335A



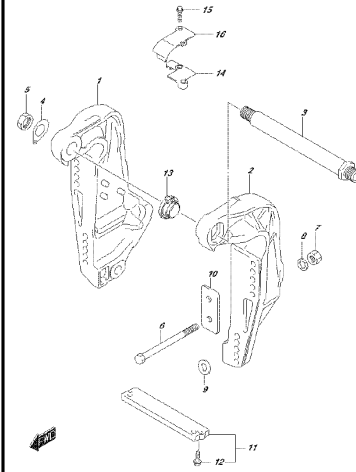
DP175, EDL, 016, 0334
CLAMP BRACKET

FIG.335B



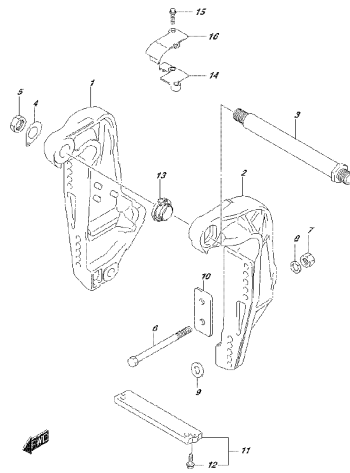
DP175, EDL, 016, 0337
CLAMP BRACKET

FIG.335C



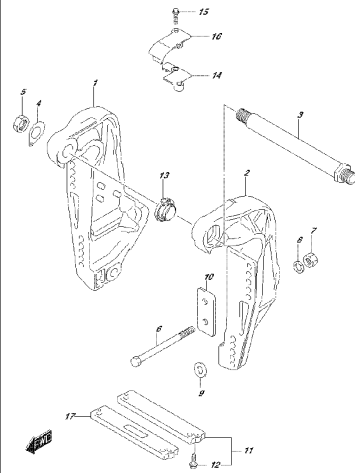
DP175, EDL, 016, 0337
CLAMP BRACKET

FIG.335D



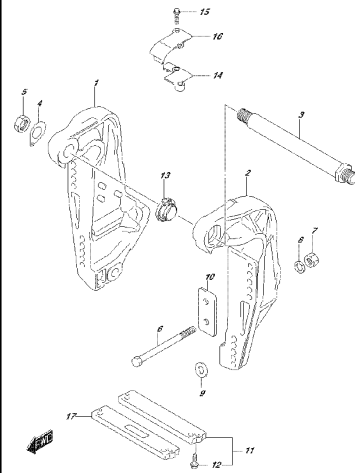
DP175, EDL, 016, 0337
CLAMP BRACKET

FIG.335E



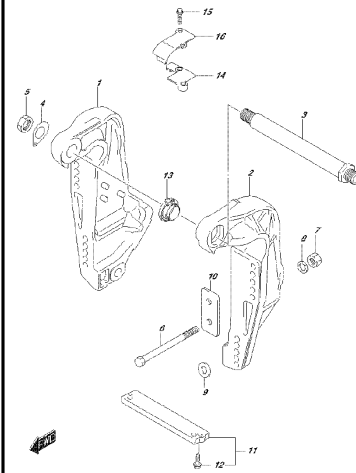
DP175, EDL, 016, 0337
CLAMP BRACKET

FIG.335F



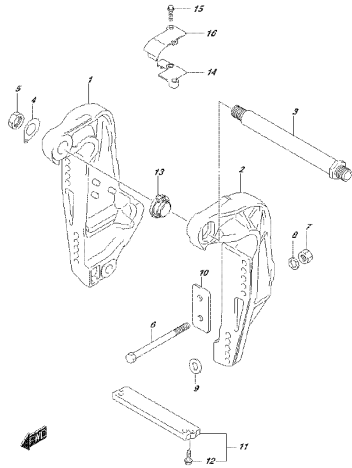
DP175, EDL, 016, 0337
CLAMP BRACKET

FIG.335G



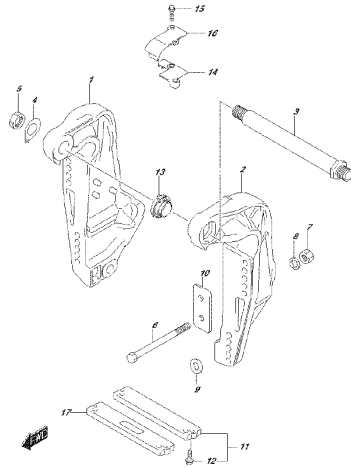
DP175, EDL, 016, 0337
CLAMP BRACKET

FIG.335H



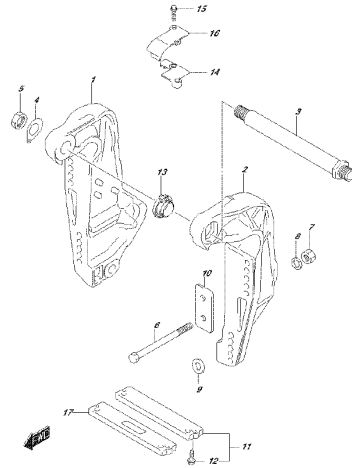
DP175 EDL 016.033P
CLAMP BRACKET

FIG.335J



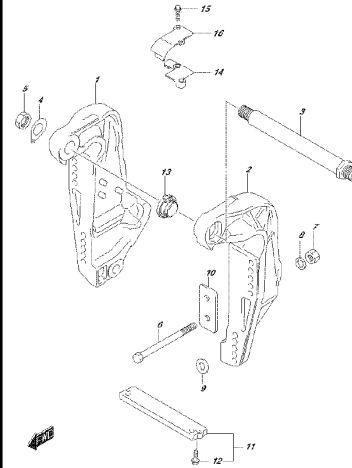
DP175 EDL 016.033P
CLAMP BRACKET

FIG.335K



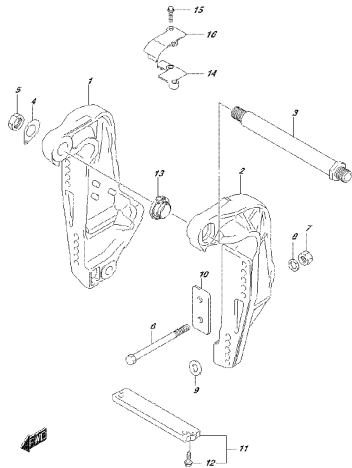
DP175 EDL 016.033P
CLAMP BRACKET

FIG.335L



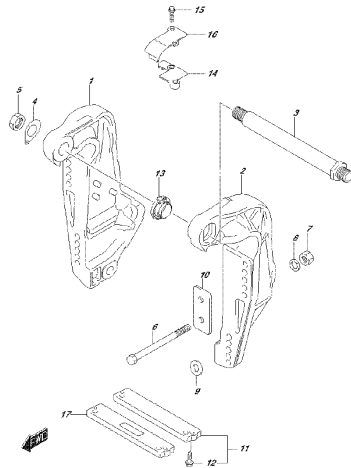
DP175 EDL 016.033P
CLAMP BRACKET

FIG.335M



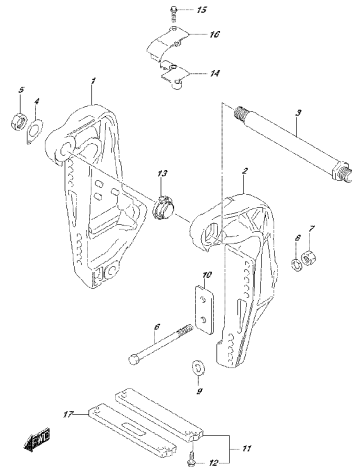
DP175 EDL 016.033P
CLAMP BRACKET

FIG.335N



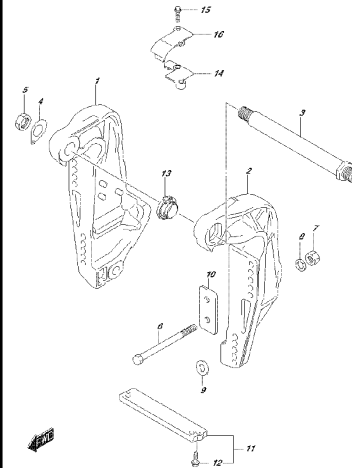
DP175 EDL 016.033P
CLAMP BRACKET

FIG.335P



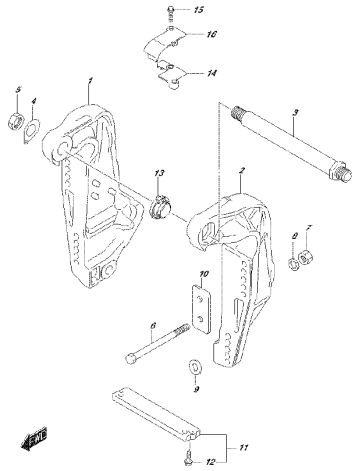
DP175 EDL 016.033P
CLAMP BRACKET

FIG.335R



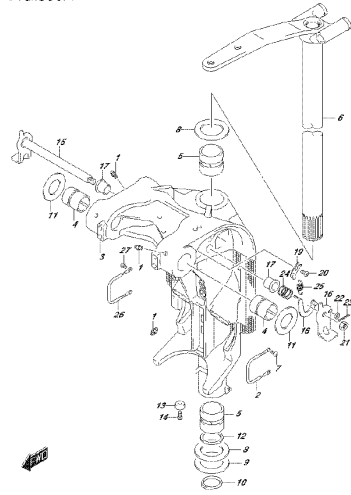
DP175 EDL 016.033P
CLAMP BRACKET

FIG.335S



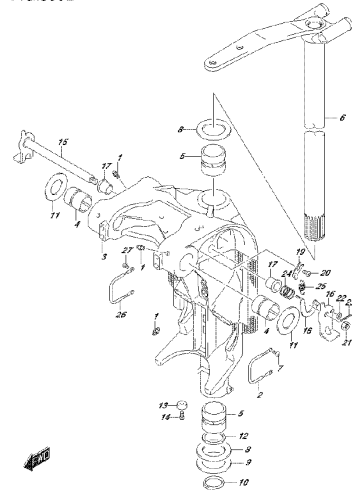
DF75L ED1-5/6-3357
DW961-9940X57

FIG.336A



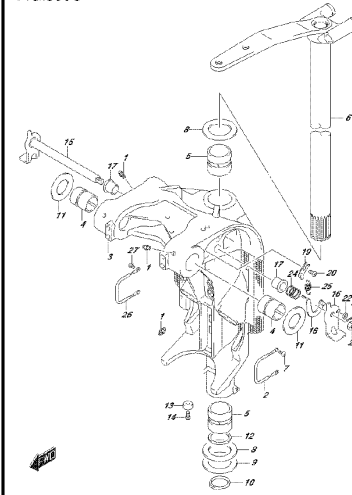
DF75L ED1-5/6-3364
DW961-9940X57

FIG.336B



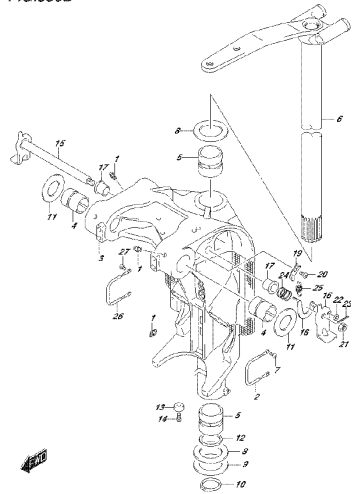
DF75L ED1-5/6-3363
DW961-9940X57

FIG.336C



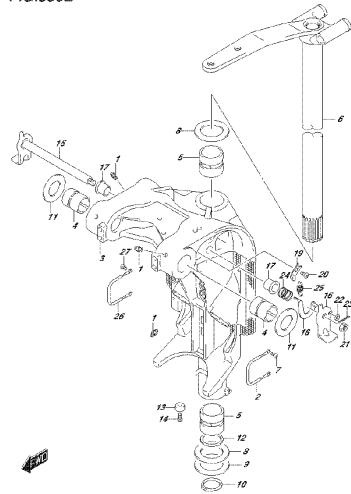
DF75L ED1-5/6-336C
DW961-9940X57

FIG.336D



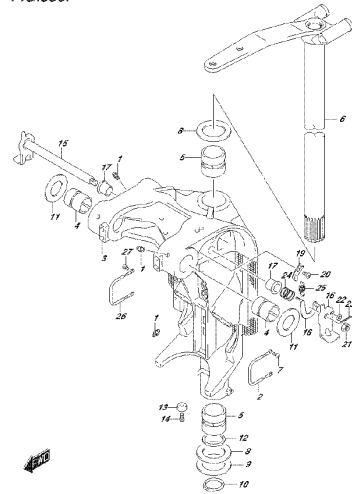
DF75L ED1-5/6-336D
DW961-9940X57

FIG.336E



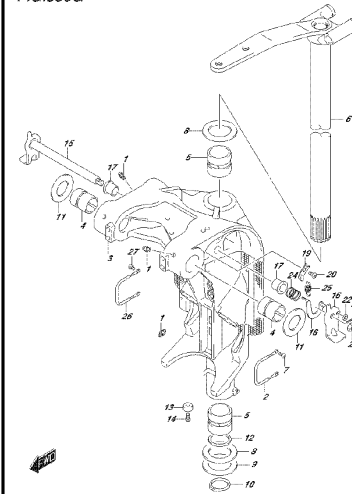
DF75L ED1-5/6-336E
DW961-9940X57

FIG.336F



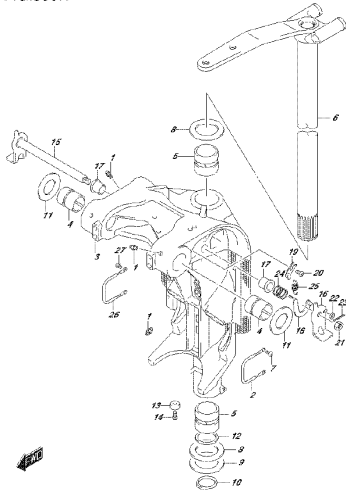
DF75L ED1-5/6-336F
DW961-9940X57

FIG.336G



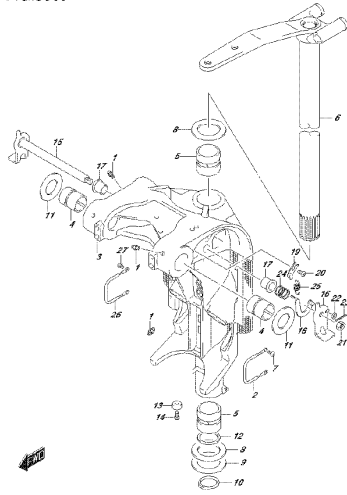
DF75L ED1-5/6-336G
DW961-9940X57

FIG. 336H



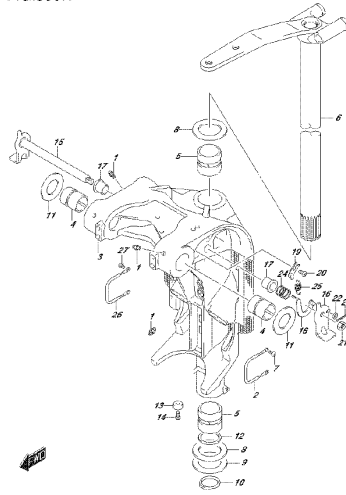
DF73L ED1-016.030V
SW961.9940X57

FIG. 336J



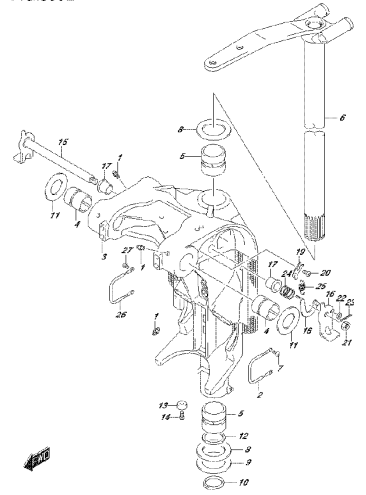
DF73L ED1-016.030V
SW961.9940X57

FIG. 336K



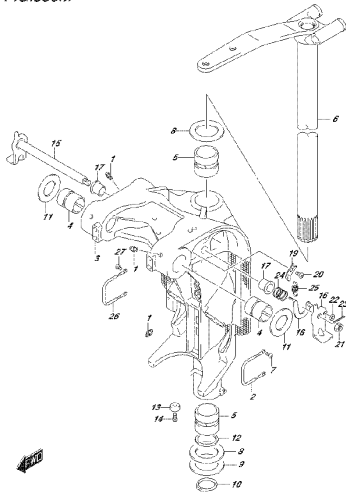
DF73L ED1-016.030V
SW961.9940X57

FIG. 336L



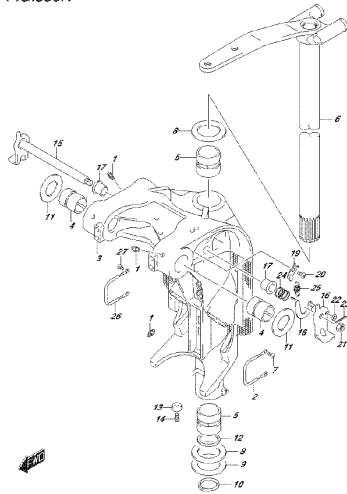
DF73L ED1-016.030V
SW961.9940X57

FIG. 336M



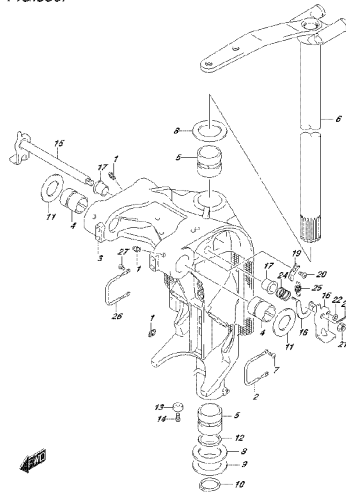
DF73L ED1-016.030V
SW961.9940X57

FIG. 336N



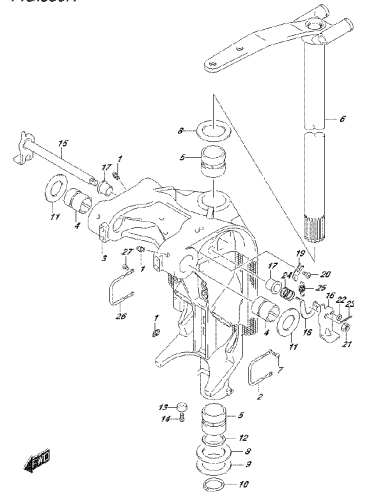
DF73L ED1-016.030V
SW961.9940X57

FIG. 336P



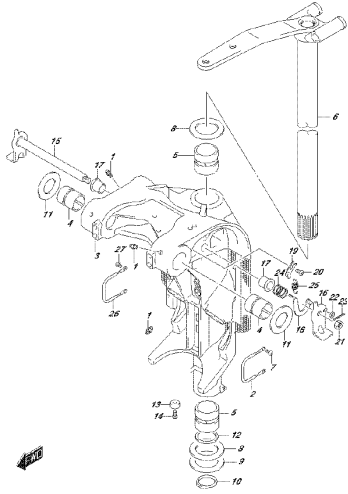
DF73L ED1-016.030V
SW961.9940X57

FIG. 336R



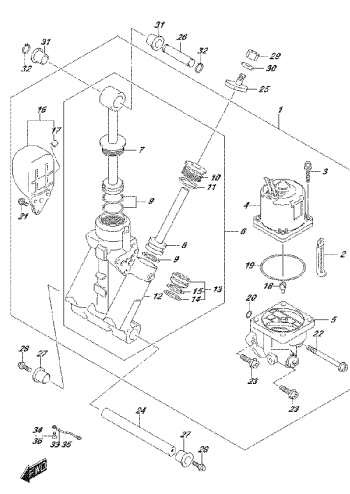
DF73L ED1-016.030V
SW961.9940X57

FIG.336S



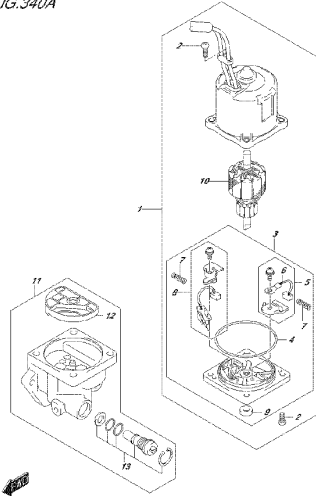
DP 775, ED 1, 016, 336S
FINNME 9940671

FIG.337A



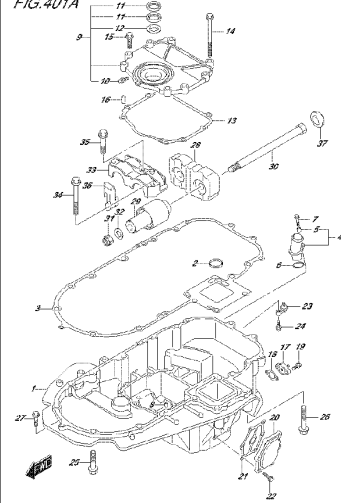
DP 775, ED 1, 016, 337A
FINNME 9940676

FIG.340A



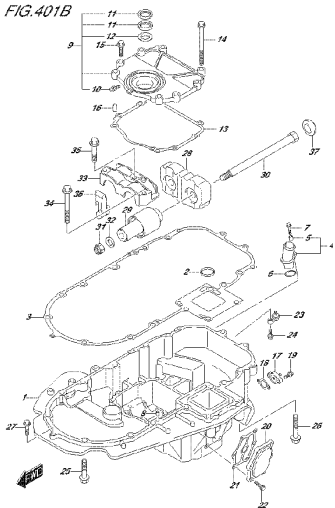
DP 775, ED 1, 016, 340A
FINNME 9940675

FIG.401A



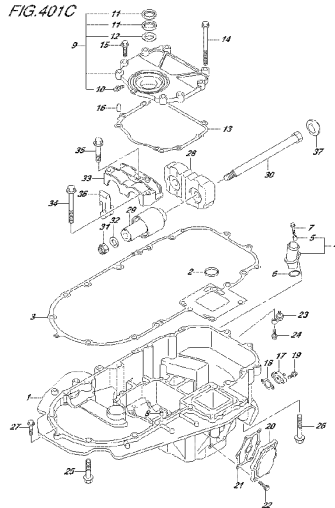
DP 775, ED 1, 016, 401A
FINNME 9940679

FIG.401B



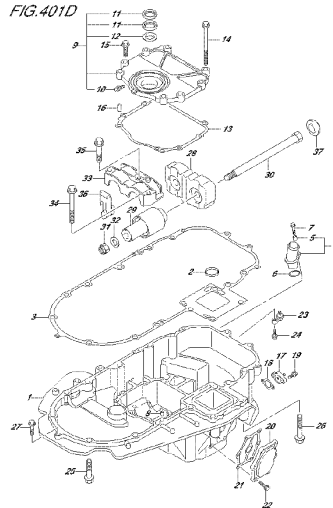
DP 775, ED 1, 016, 401B
FINNME 9940678

FIG.401C



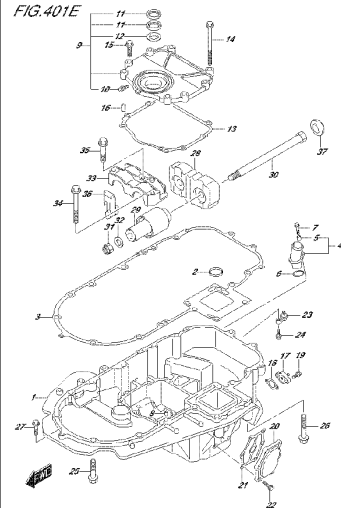
DP 775, ED 1, 016, 401C
FINNME 9940678

FIG.401D



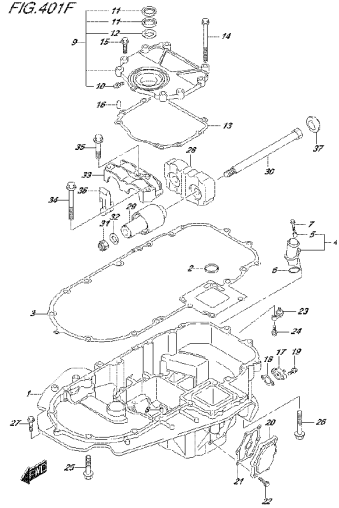
DP 775, ED 1, 016, 401D
FINNME 9940678

FIG.401E



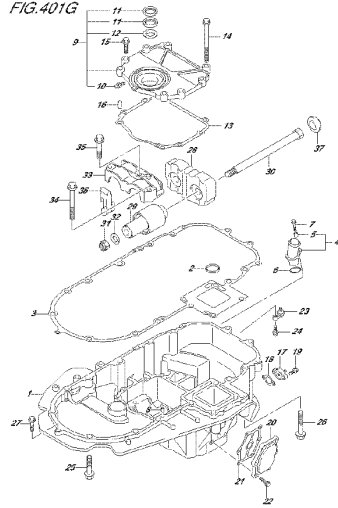
DP 775, ED 1, 016, 401E
FINNME 9940678

FIG.401F



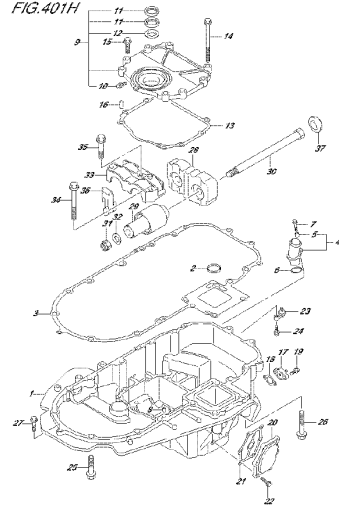
DP75.EDL.016.401F
FINNME H04.269

FIG.401G



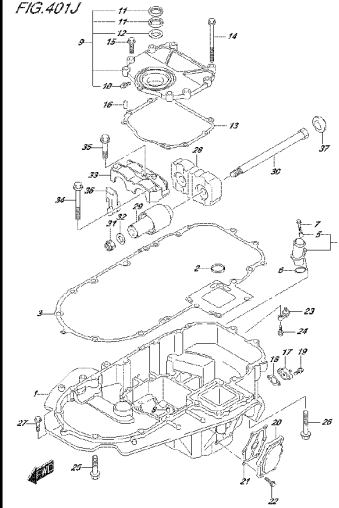
DP75.EDL.016.401G
FINNME H04.269

FIG.401H



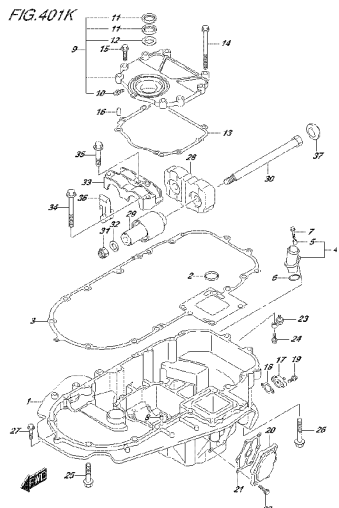
DP75.EDL.016.401H
FINNME H04.269

FIG.401J



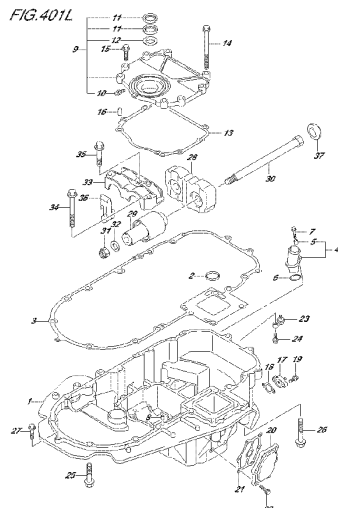
DP75.EDL.016.401J
FINNME H04.269

FIG.401K



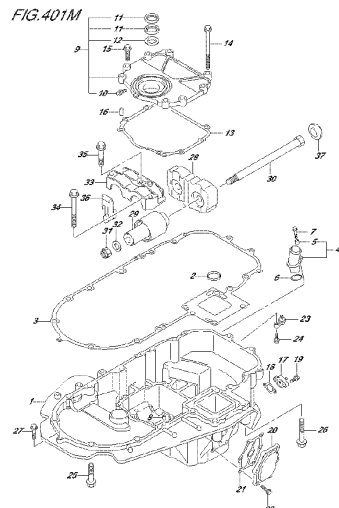
DP75.EDL.016.401K
FINNME H04.269

FIG.401L



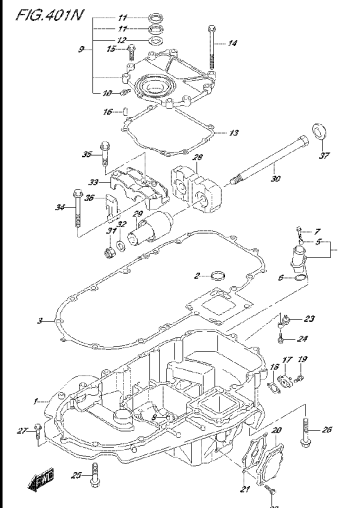
DP75.EDL.016.401L
FINNME H04.269

FIG.401M



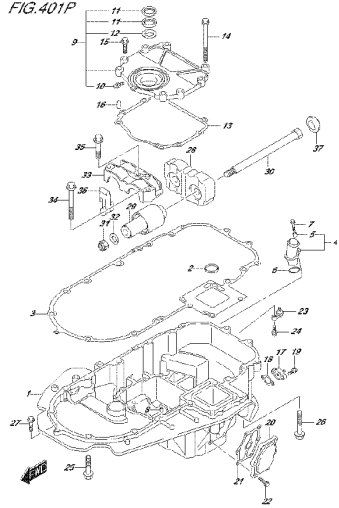
DP75.EDL.016.401M
FINNME H04.269

FIG.401N



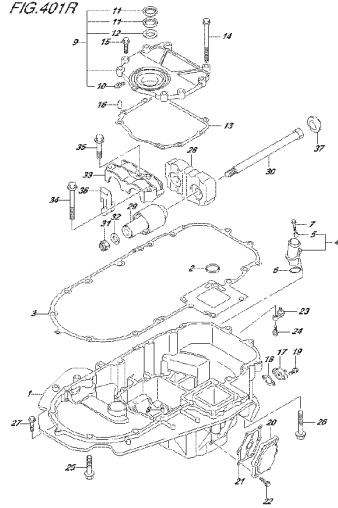
DP75.EDL.016.401N
FINNME H04.269

FIG.401P



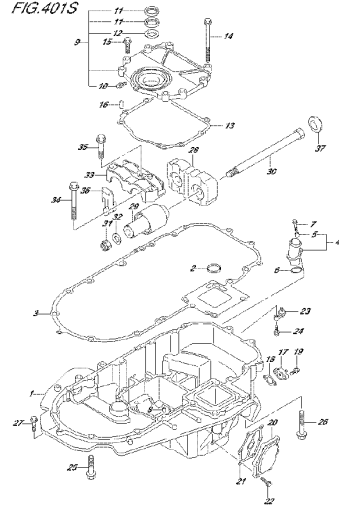
DP 775, EDL 016 401P
C 3000E 400 2003

FIG.401R



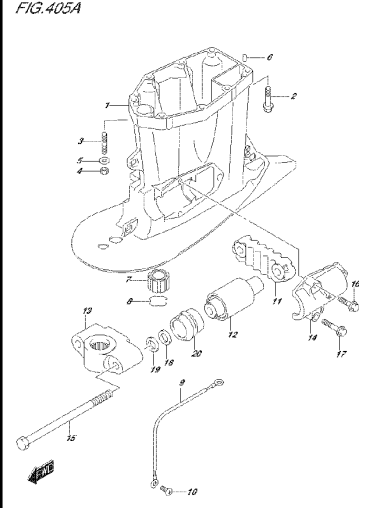
DP 775, EDL 016 401R
C 3000E 400 2003

FIG.401S



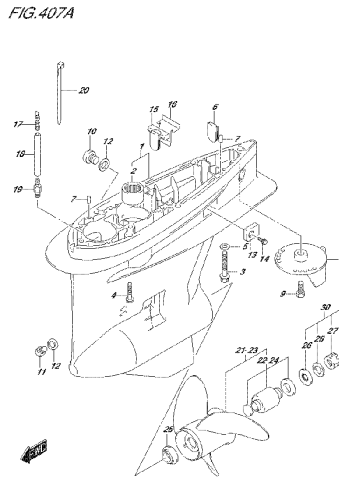
DP 775, EDL 016 401S
C 3000E 400 2003

FIG.405A



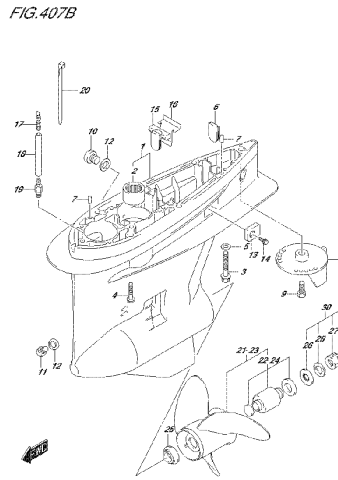
DP 775, EDL 016 405A
C 3000E 3049T 400 2003

FIG.407A



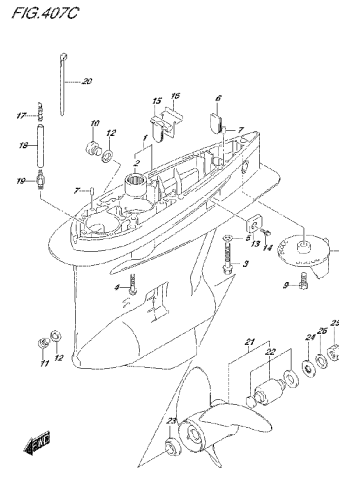
DP 775, EDL 016 407A
GEARCASE

FIG.407B



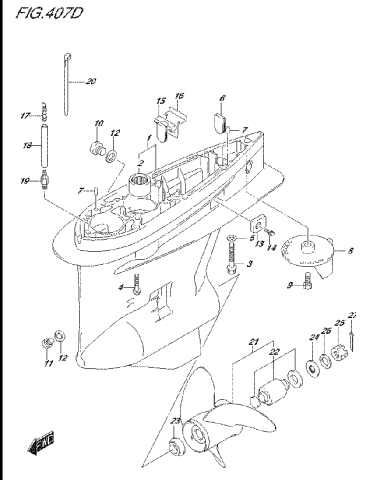
DP 775, EDL 016 407B
GEARCASE

FIG.407C



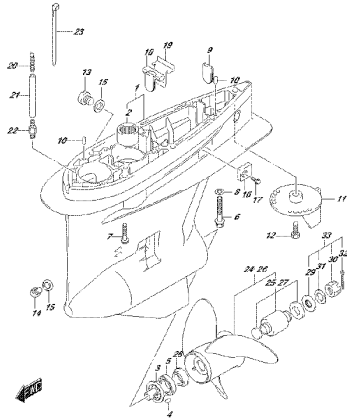
DP 775, EDL 016 407C
GEARCASE

FIG.407D



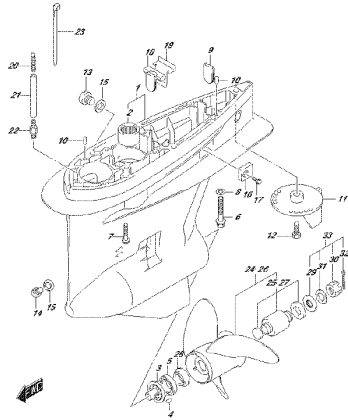
DP 775, EDL 016 407D
GEARCASE

FIG.407E



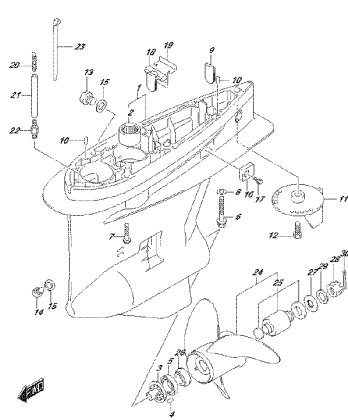
DP-75, EDL-016, 407
GEARCASE

FIG.407F



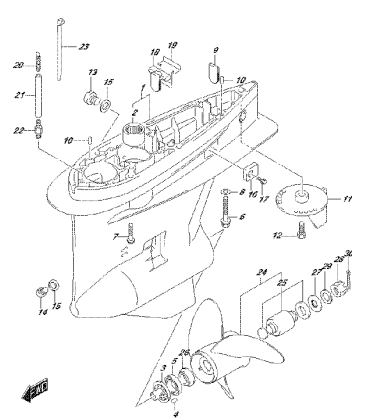
DP-75, EDL-016, 407
GEARCASE

FIG.407G



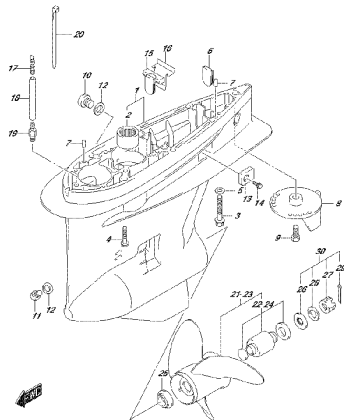
DP-75, EDL-016, 407
GEARCASE

FIG.407H



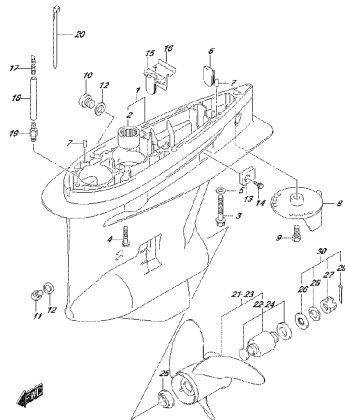
DP-75, EDL-016, 407
GEARCASE

FIG.407J



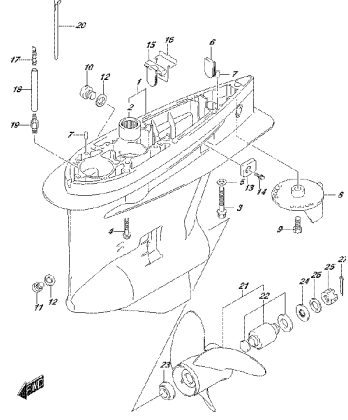
DP-75, EDL-016, 407
GEARCASE

FIG.407K



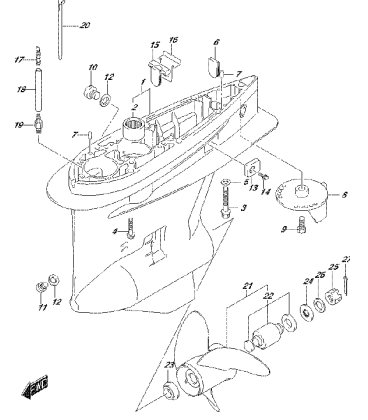
DP-75, EDL-016, 407
GEARCASE

FIG.407L



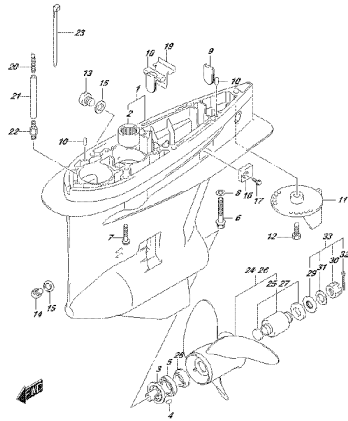
DP-75, EDL-016, 407
GEARCASE

FIG.407M



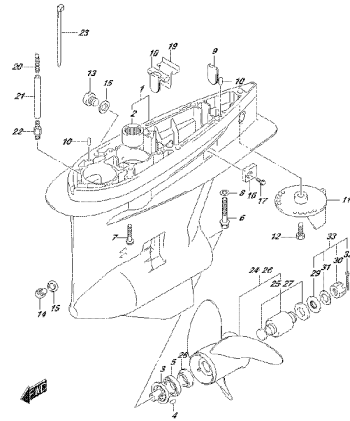
DP-75, EDL-016, 407
GEARCASE

FIG.407N



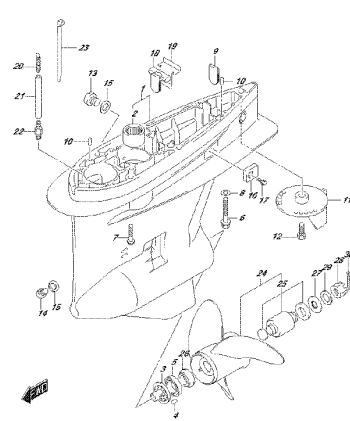
DP-775, EDL-016-407N
S39E-EXDNR

FIG.407P



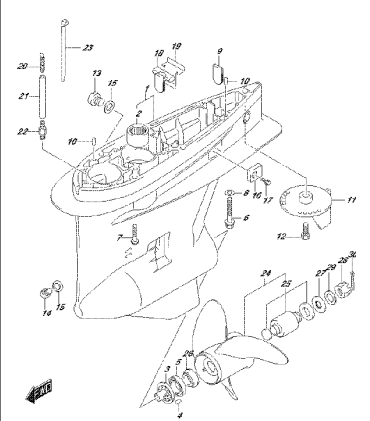
DP-775, EDL-016-407P
S39E-EXDNR

FIG.407R



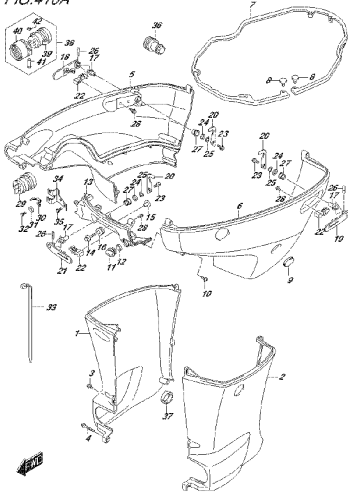
DP-775, EDL-016-407R
S39E-EXDNR

FIG.407S



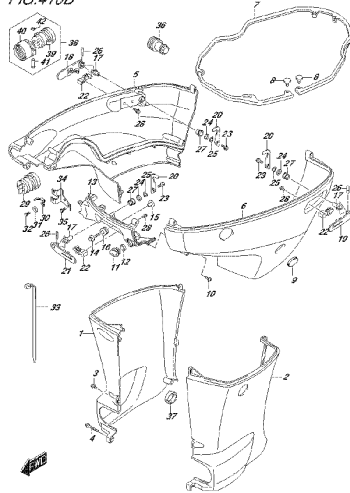
DP-775, EDL-016-407S
S39E-EXDNR

FIG.410A



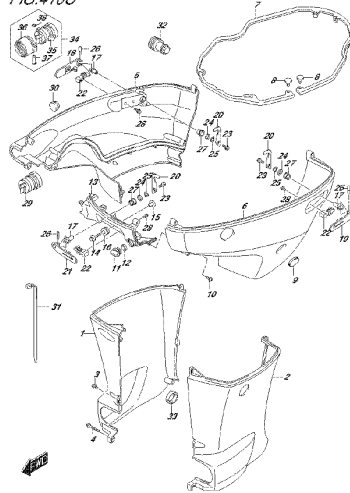
DP-775, EDL-016-410A
S39E-EXDNR

FIG.410B



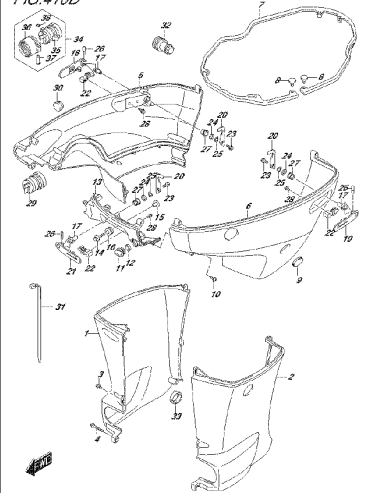
DP-775, EDL-016-410B
S39E-EXDNR

FIG.410C



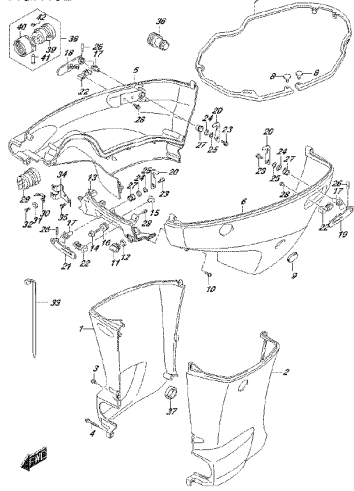
DP-775, EDL-016-410C
S39E-EXDNR

FIG.410D



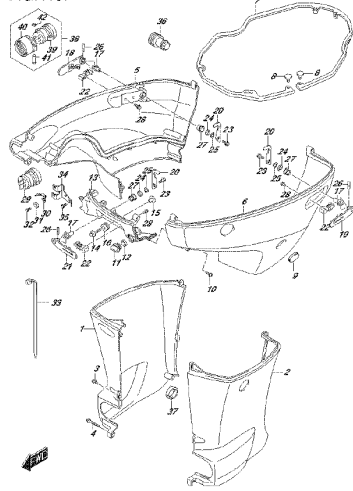
DP-775, EDL-016-410D
S39E-EXDNR

FIG.410E



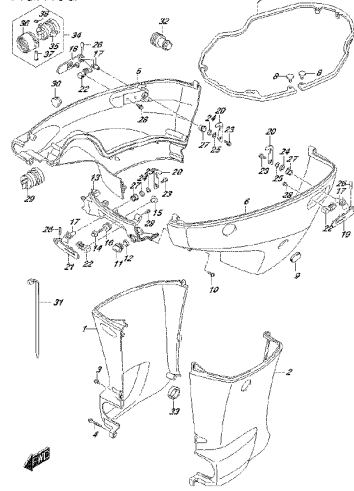
DP-775, EDL, 016, 410E
SRE-CKD&R

FIG.410F



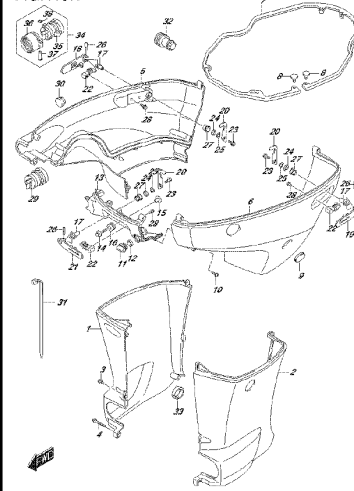
DP-775, EDL, 016, 410F
SRE-CKD&R

FIG.410G



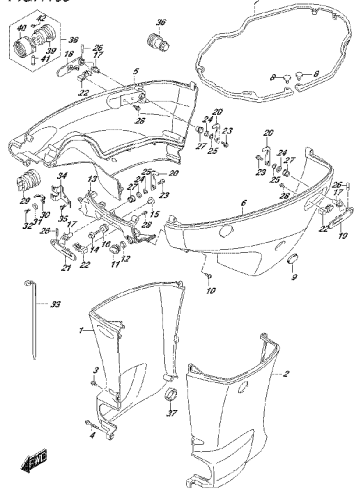
DP-775, EDL, 016, 410G
SRE-CKD&R

FIG.410H



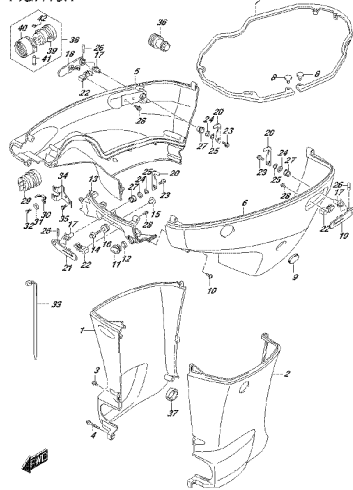
DP-775, EDL, 016, 410H
SRE-CKD&R

FIG.410I



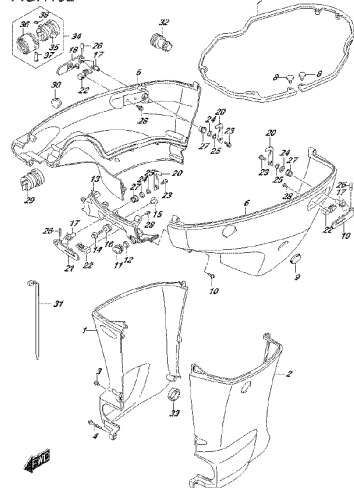
DP-775, EDL, 016, 410I
SRE-CKD&R

FIG.410K



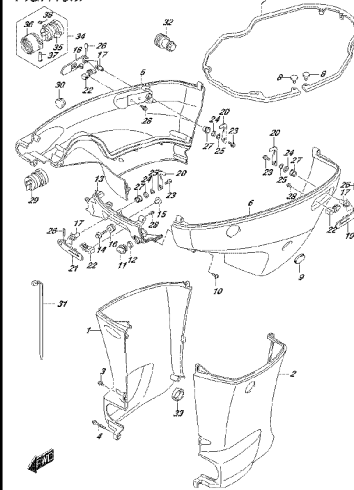
DP-775, EDL, 016, 410K
SRE-CKD&R

FIG.410L



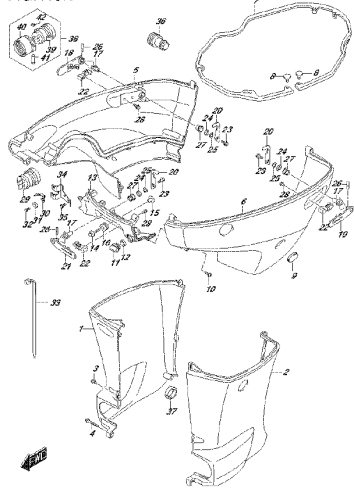
DP-775, EDL, 016, 410L
SRE-CKD&R

FIG.410M



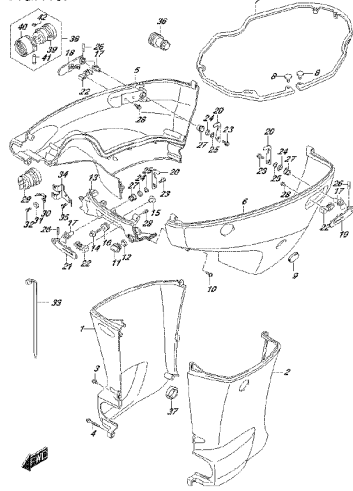
DP-775, EDL, 016, 410M
SRE-CKD&R

FIG.410N



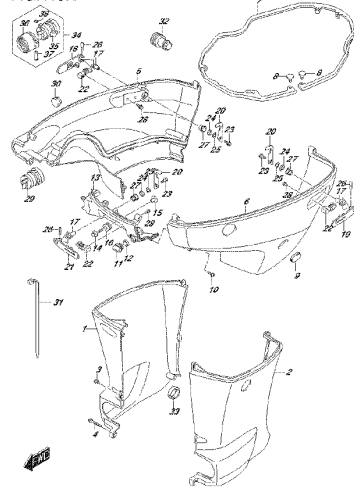
DF75, EDL 016 410N
PNE CODE*

FIG.410P



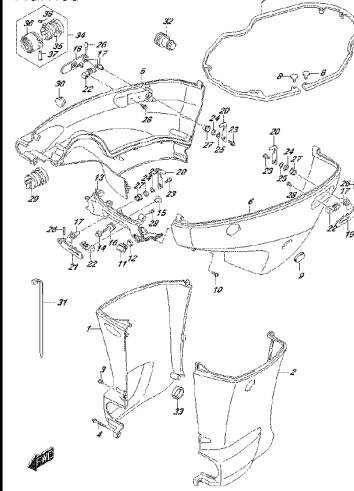
DF75, EDL 016 410P
PNE CODE*

FIG.410R



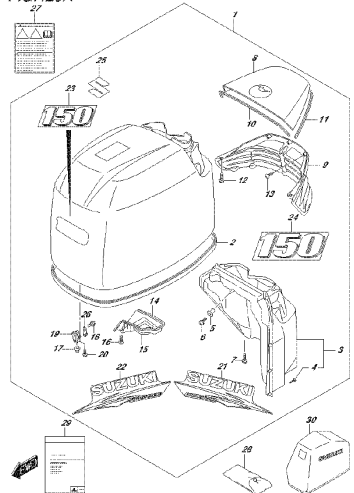
DF75, EDL 016 410R
PNE CODE*

FIG.410S



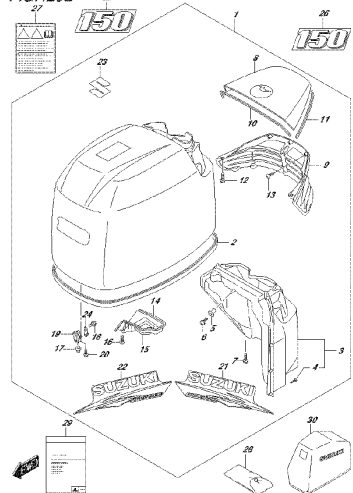
DF75, EDL 016 410S
PNE CODE*

FIG.420A



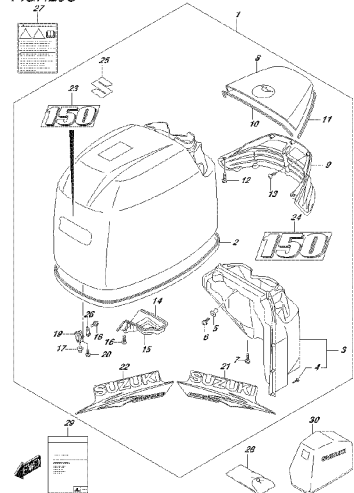
DF75, EDL 016 420A
PNE CODE*

FIG.420B



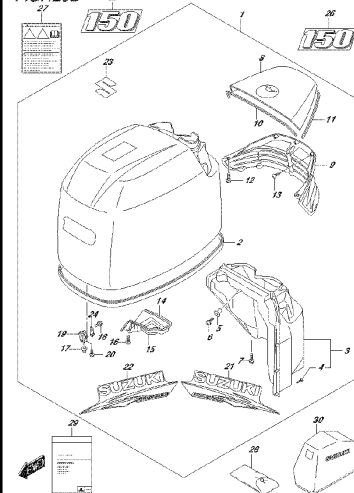
DF75, EDL 016 420B
PNE CODE*

FIG.420C

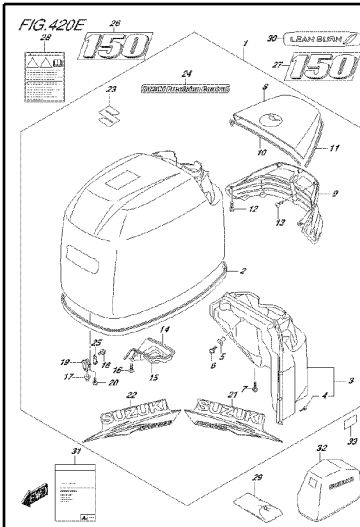


DF75, EDL 016 420C
PNE CODE*

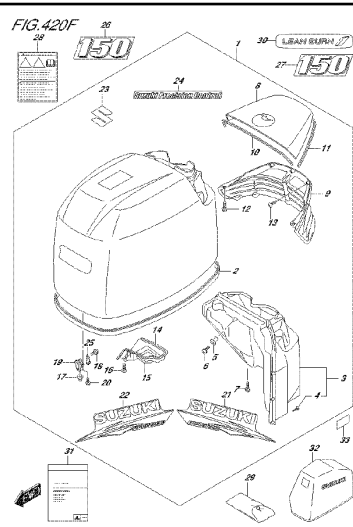
FIG.420D



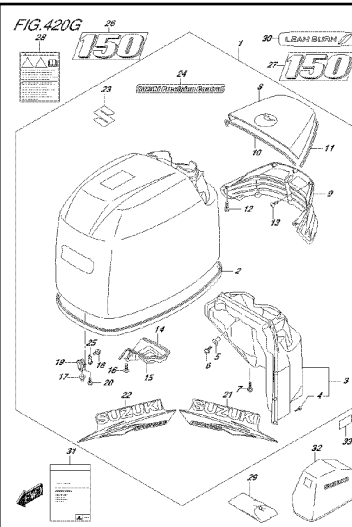
DF75, EDL 016 420D
PNE CODE*



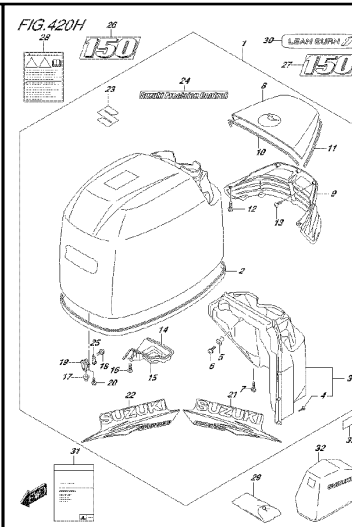
DF75.EDL.016.420E
ENGINE COVER



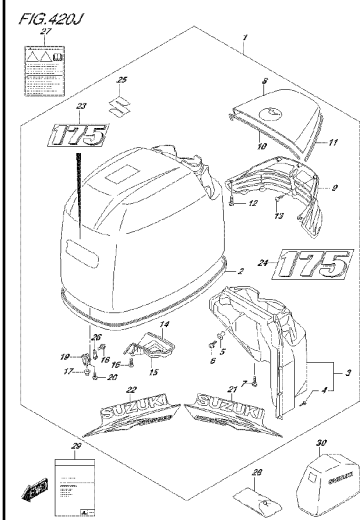
DF75.EDL.016.420F
ENGINE COVER



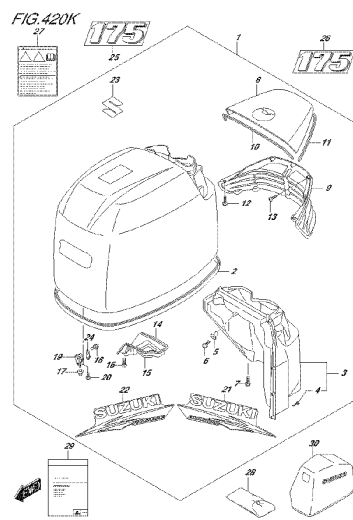
DF75.EDL.016.420G
ENGINE COVER



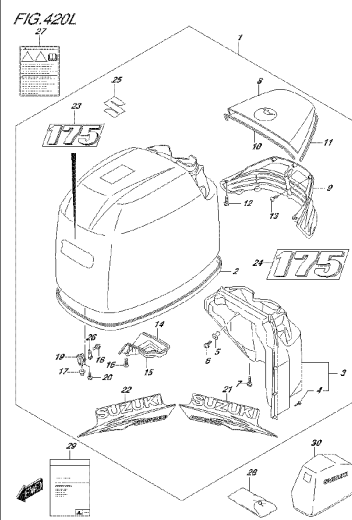
DF75.EDL.016.420H
ENGINE COVER



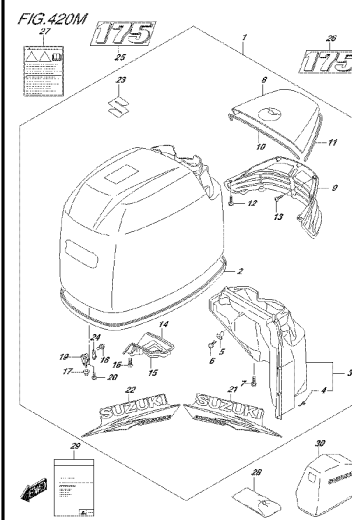
DF75.EDL.016.420J
ENGINE COVER



DF75.EDL.016.420K
ENGINE COVER

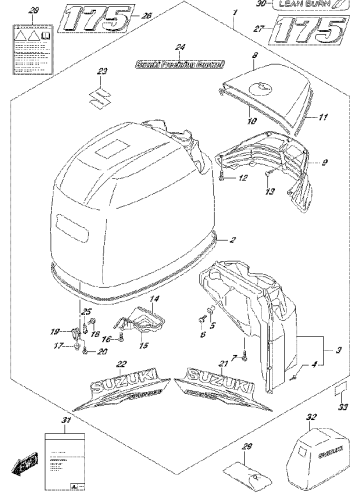


DF75.EDL.016.420L
ENGINE COVER



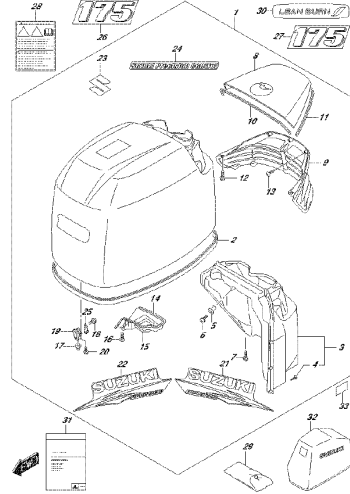
DF75.EDL.016.420M
ENGINE COVER

FIG.420N



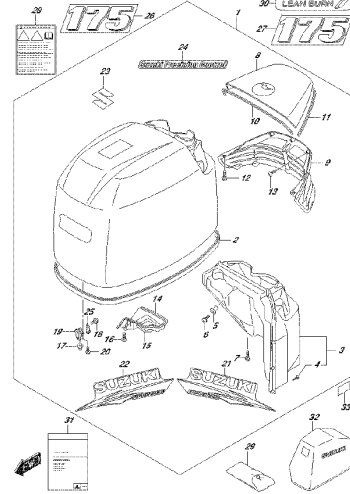
DF-175, EDL-016, 420N
CHARGE COVER

FIG.420P



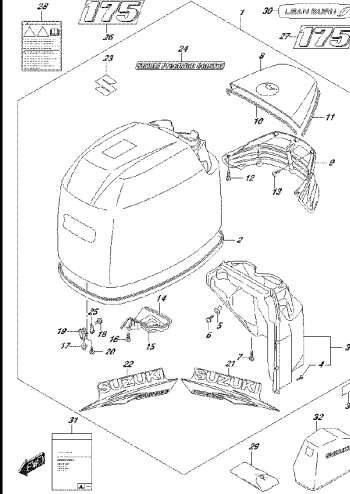
DF-175, EDL-016, 420P
CHARGE COVER

FIG.420R



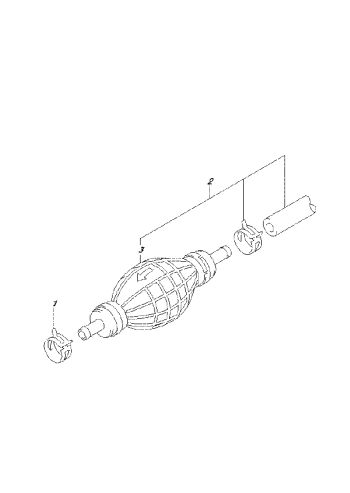
DF-175, EDL-016, 420R
CHARGE COVER

FIG.420S



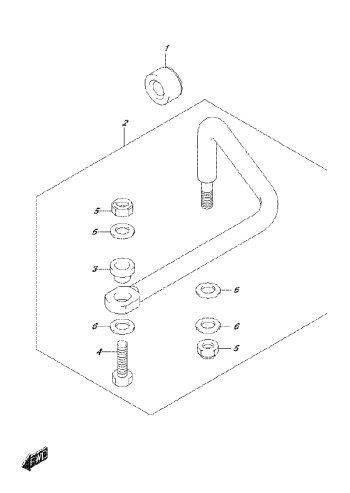
DF-175, EDL-016, 420S
CHARGE COVER

FIG.430A



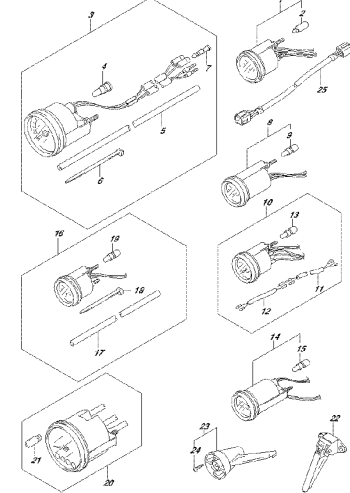
DF-175, EDL-016, 430A
FUEL HOSE

FIG.442A



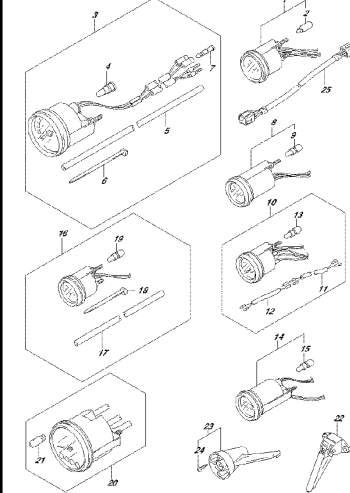
DF-175, EDL-016, 442A
CARBURETOR

FIG.501A



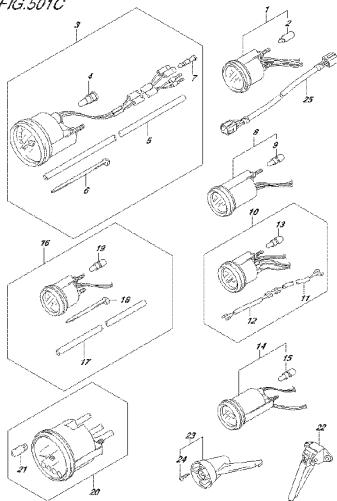
DF-175, EDL-016, 501A
CARBURETOR

FIG.501B



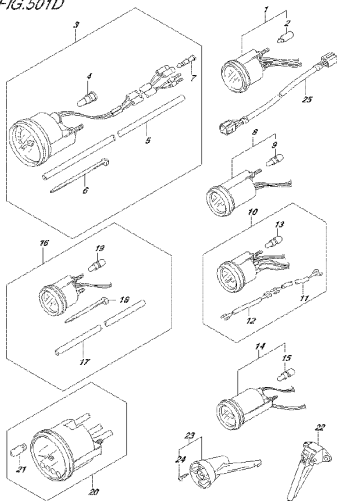
DF-175, EDL-016, 501B
CARBURETOR

FIG.501C



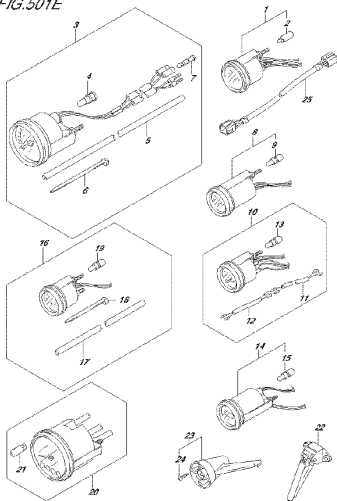
DP-775, EDL, 016, 021G
OPT-METRIX

FIG.501D



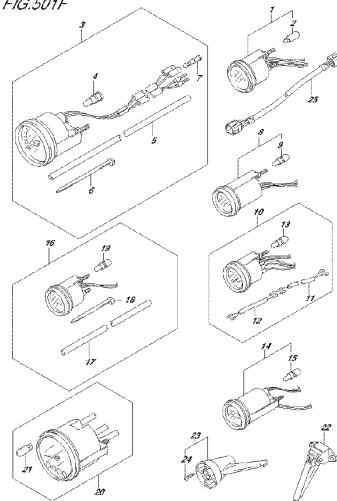
DP-775, EDL, 016, 021G
OPT-METRIX

FIG.501E



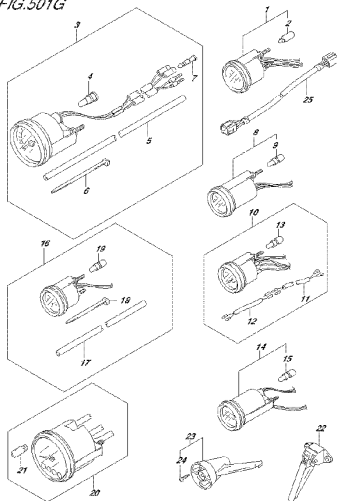
DP-775, EDL, 016, 021E
OPT-METRIX

FIG.501F



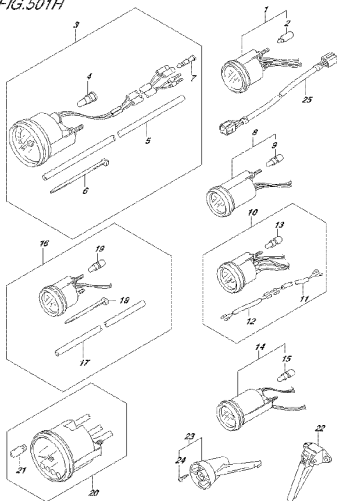
DP-775, EDL, 016, 021F
OPT-METRIX

FIG.501G



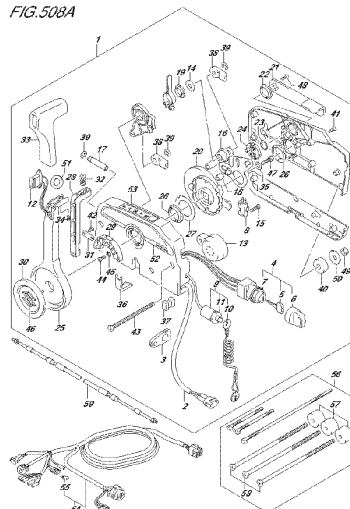
DP-775, EDL, 016, 021G
OPT-METRIX

FIG.501H



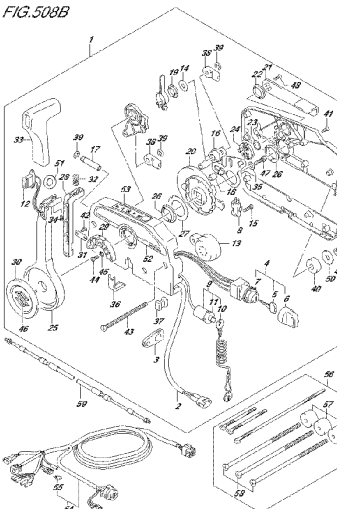
DP-775, EDL, 016, 021H
OPT-METRIX

FIG.508A



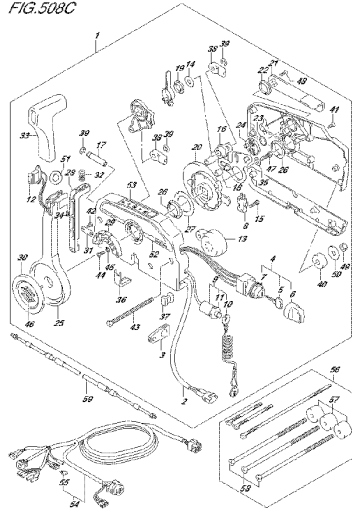
DP-775, EDL, 016, 020A
OPT-HEADLIE CONTROL

FIG.508B



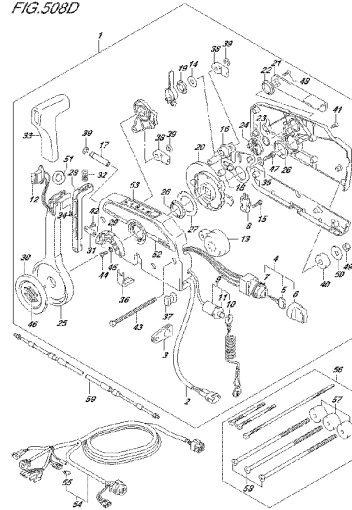
DP-775, EDL, 016, 020B
OPT-HEADLIE CONTROL

FIG.508C



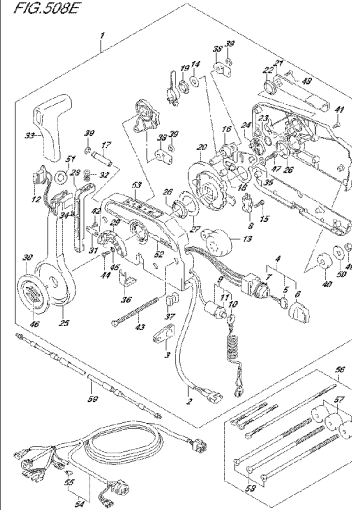
DP-77L EDL-016.020C
(OPT. REMOTE CONTROL)

FIG.508D



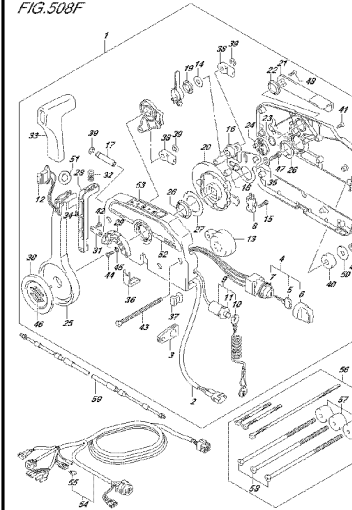
DP-77L EDL-016.020D
(OPT. REMOTE CONTROL)

FIG.508E



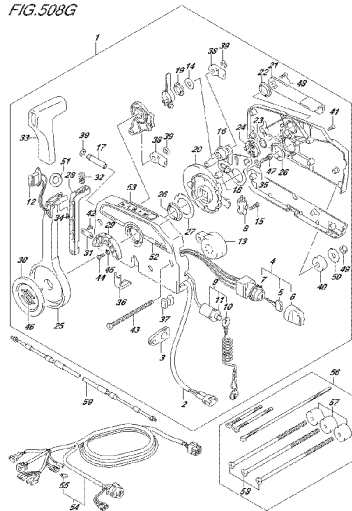
DP-77L EDL-016.020E
(OPT. REMOTE CONTROL)

FIG.508F



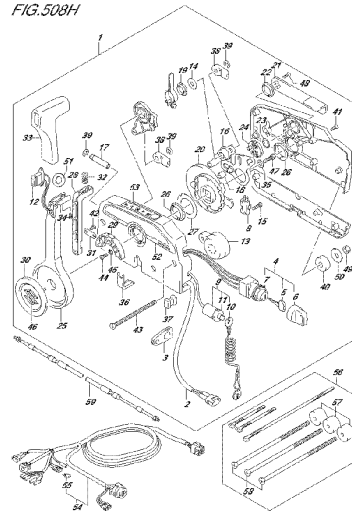
DP-77L EDL-016.020F
(OPT. REMOTE CONTROL)

FIG.508G



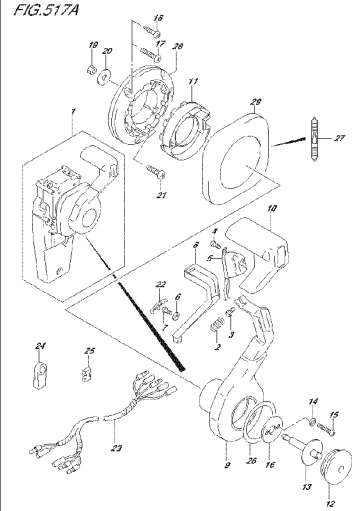
DP-77L EDL-016.020G
(OPT. REMOTE CONTROL)

FIG.508H



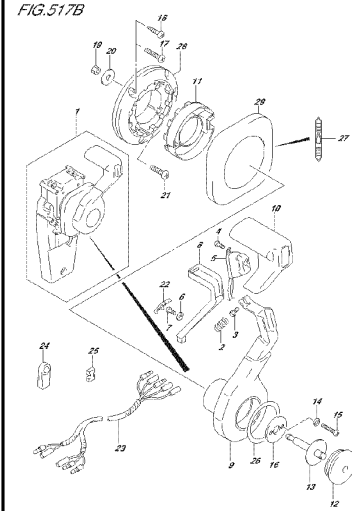
DP-77L EDL-016.020H
(OPT. REMOTE CONTROL)

FIG.517A



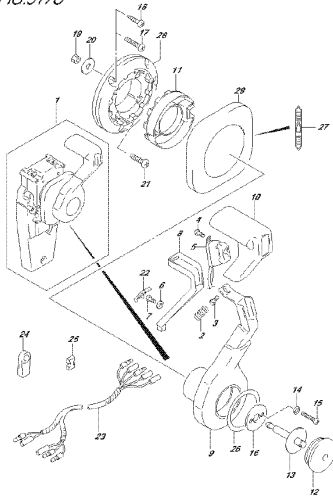
DP-77L EDL-016.017A
(OPT. CLONING REMOTE CONTROL)

FIG.517B



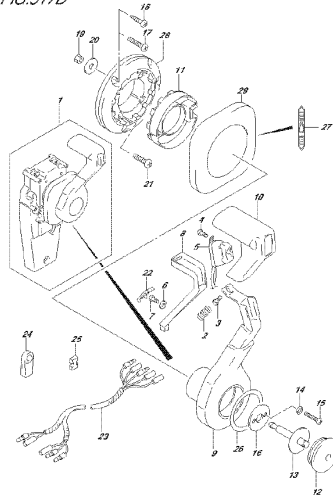
DP-77L EDL-016.017B
(OPT. CLONING REMOTE CONTROL)

FIG.517C



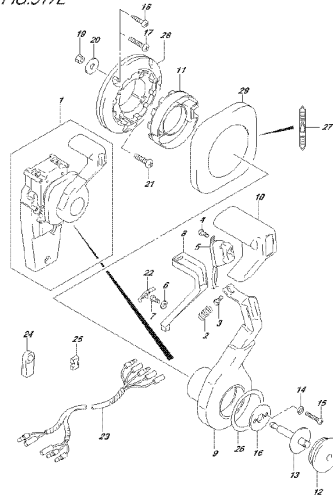
DE FTL EDL 016.017C
(PT. COLLEGEAL ED. PARADON) (1)

FIG.517D



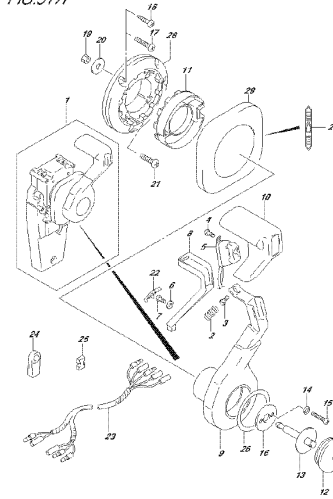
DE FTL EDL 016.017D
(PT. COLLEGEAL ED. PARADON) (1)

FIG.517E



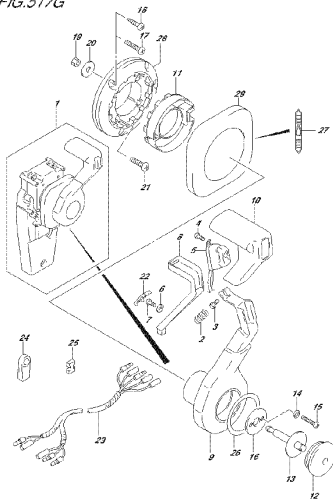
DE FTL EDL 016.017E
(PT. COLLEGEAL ED. PARADON) (1)

FIG.517F



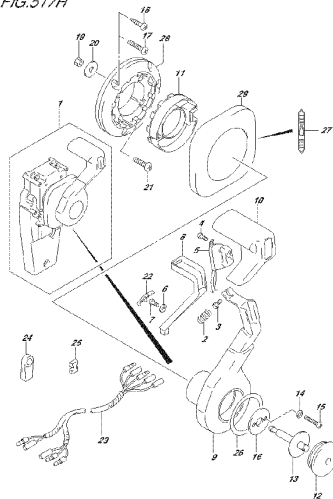
DE FTL EDL 016.017F
(PT. COLLEGEAL ED. PARADON) (1)

FIG.517G



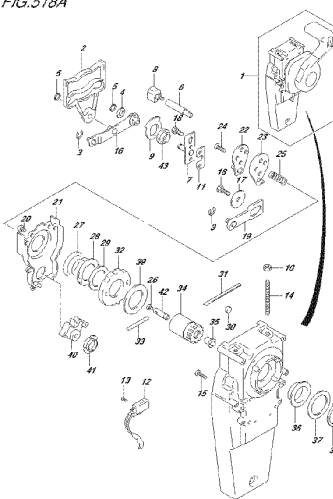
DE FTL EDL 016.017G
(PT. COLLEGEAL ED. PARADON) (1)

FIG.517H



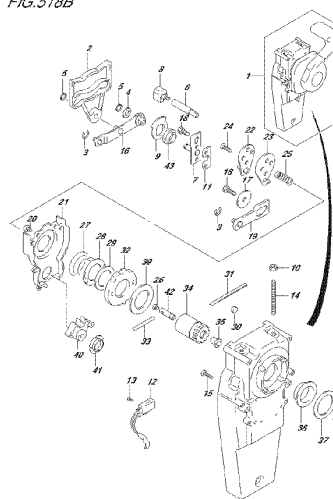
DE FTL EDL 016.017H
(PT. COLLEGEAL ED. PARADON) (1)

FIG.518A



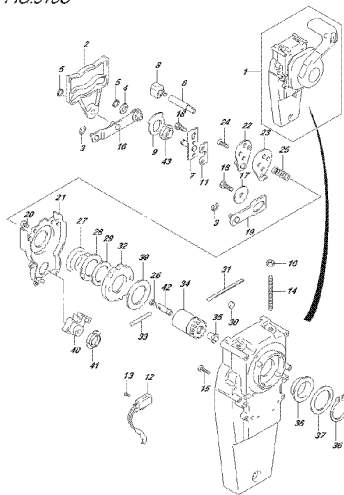
DE FTL EDL 016.018A
(PT. COLLEGEAL ED. PARADON) (2)

FIG.518B



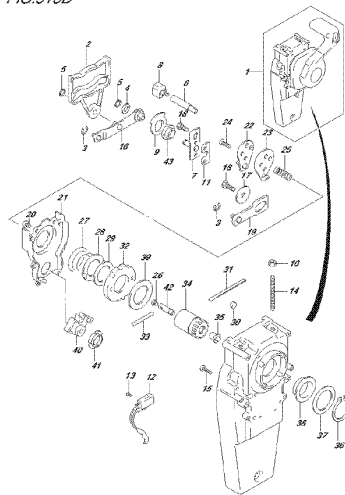
DE FTL EDL 016.018B
(PT. COLLEGEAL ED. PARADON) (2)

FIG.518C



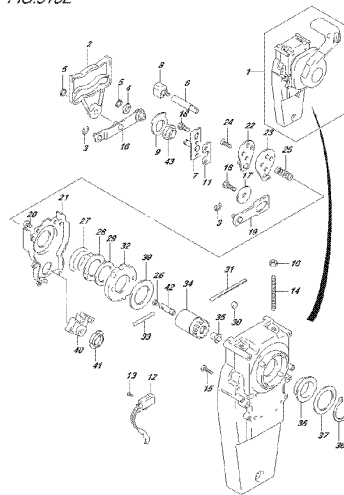
DP 775, EDL 016, 016G
OPT. CODE: ALEJEDP/ANCOV (2)

FIG.518D



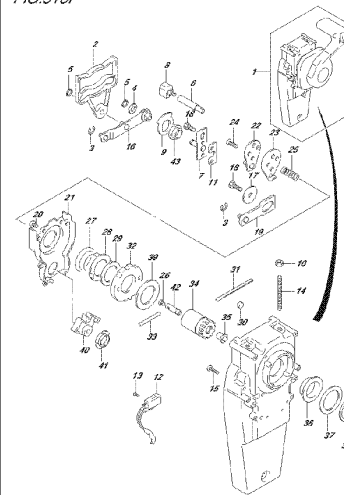
DP 775, EDL 016, 016D
OPT. CODE: ALEJEDP/ANCOV (2)

FIG.518E



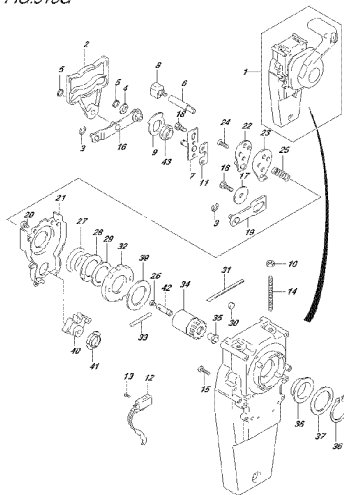
DP 775, EDL 016, 016E
OPT. CODE: ALEJEDP/ANCOV (2)

FIG.518F



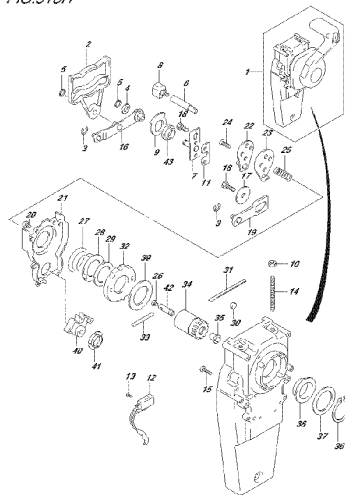
DP 775, EDL 016, 016F
OPT. CODE: ALEJEDP/ANCOV (2)

FIG.518G



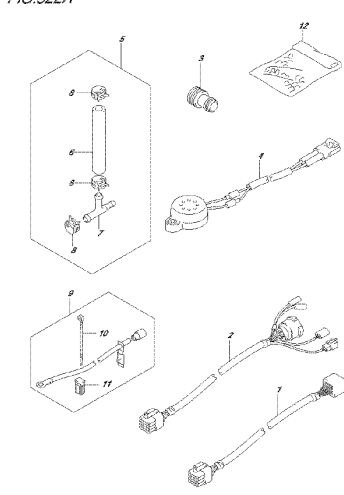
DP 775, EDL 016, 016G
OPT. CODE: ALEJEDP/ANCOV (2)

FIG.518H



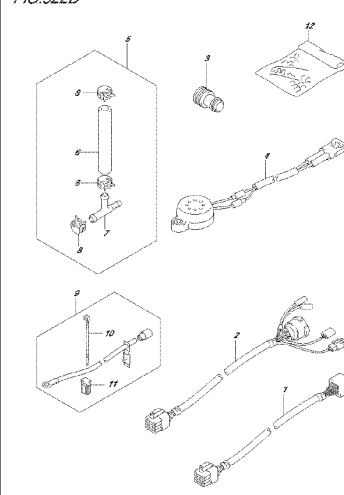
DP 775, EDL 016, 016H
OPT. CODE: ALEJEDP/ANCOV (2)

FIG.522A



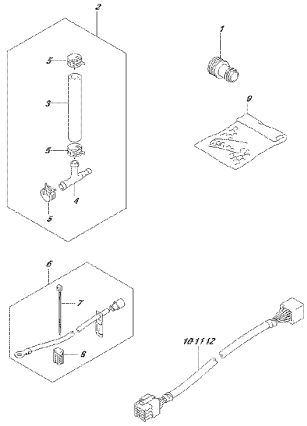
DP 775, EDL 016, 020A
OPT. HARNESS (1)

FIG.522B



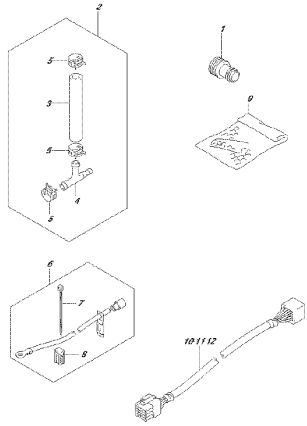
DP 775, EDL 016, 020B
OPT. HARNESS (1)

FIG.522C



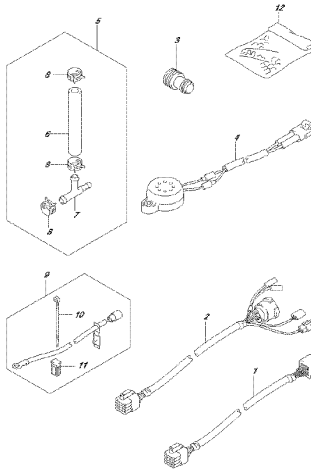
DE/75.EDL.016.037C
(PT. HARRISST. I.)

FIG.522D



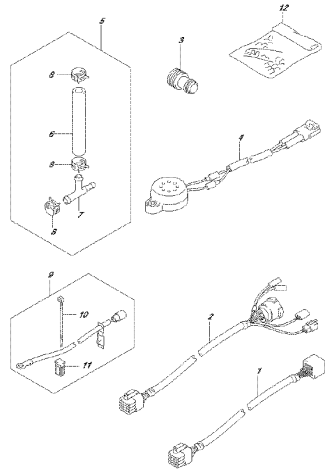
DE/75.EDL.016.037D
(PT. HARRISST. I.)

FIG.522E



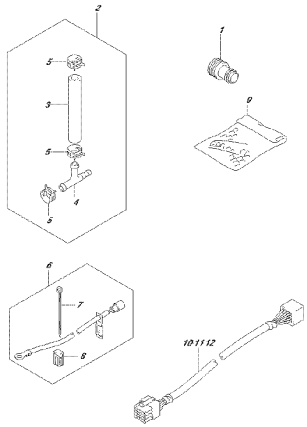
DE/75.EDL.016.037E
(PT. HARRISST. I.)

FIG.522F



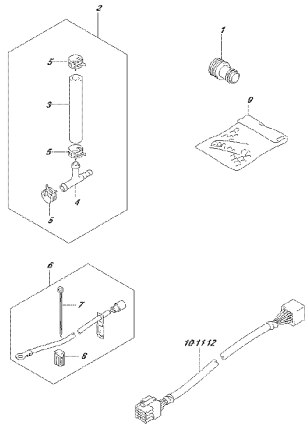
DE/75.EDL.016.037F
(PT. HARRISST. I.)

FIG.522G



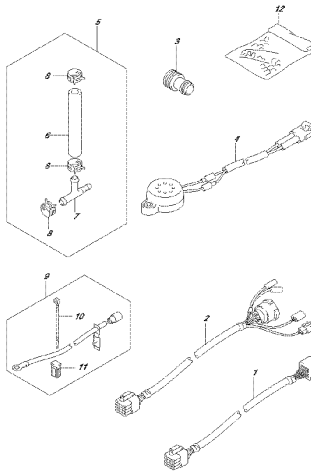
DE/75.EDL.016.037G
(PT. HARRISST. I.)

FIG.522H



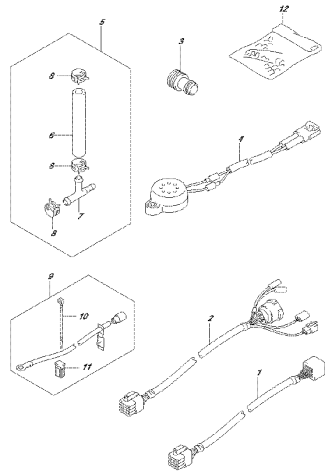
DE/75.EDL.016.037H
(PT. HARRISST. I.)

FIG.522J



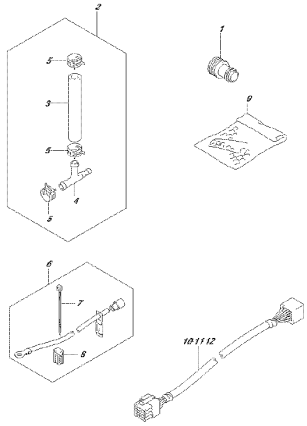
DE/75.EDL.016.037J
(PT. HARRISST. I.)

FIG.522K



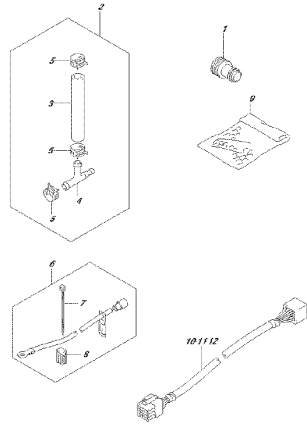
DE/75.EDL.016.037K
(PT. HARRISST. I.)

FIG.522L



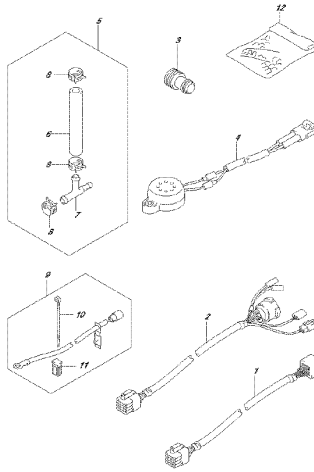
DE/75.EDL.016.032
(OPT.HARNESS 1)

FIG.522M



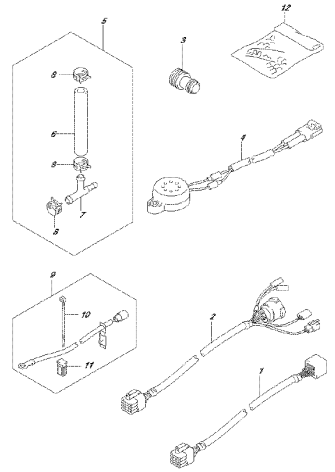
DE/75.EDL.016.032
(OPT.HARNESS 1)

FIG.522N



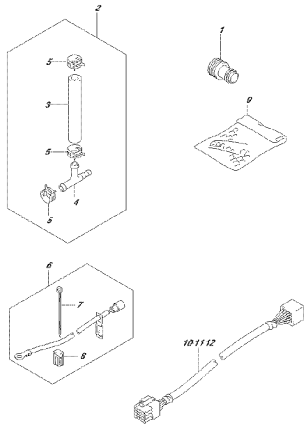
DE/75.EDL.016.032
(OPT.HARNESS 1)

FIG.522P



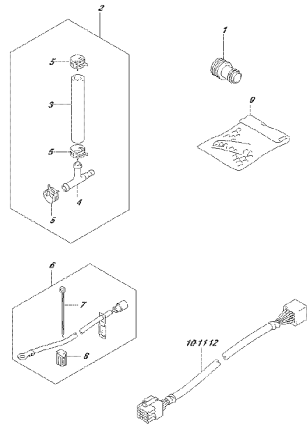
DE/75.EDL.016.032
(OPT.HARNESS 1)

FIG.522R



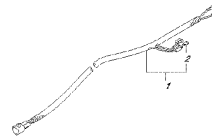
DE/75.EDL.016.032
(OPT.HARNESS 1)

FIG.522S



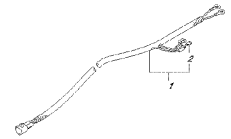
DE/75.EDL.016.032
(OPT.HARNESS 1)

FIG.523A



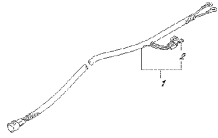
DE/75.EDL.016.034
(OPT.HARNESS 2)

FIG.523B



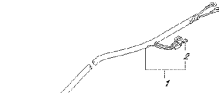
DE/75.EDL.016.034
(OPT.HARNESS 2)

FIG. 523C



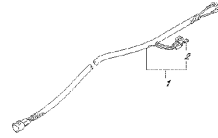
DE 175, ED 1, 016, 033G
OPT. HARNESS (2)

FIG. 523D



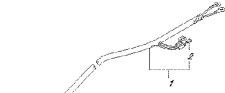
DE 175, ED 1, 016, 033D
OPT. HARNESS (2)

FIG. 523E



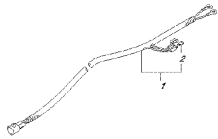
DE 175, ED 1, 016, 033E
OPT. HARNESS (2)

FIG. 523F



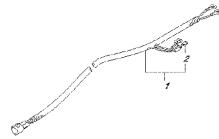
DE 175, ED 1, 016, 033F
OPT. HARNESS (2)

FIG. 523G



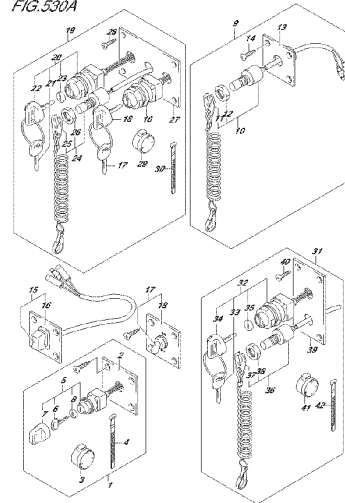
DE 175, ED 1, 016, 033G
OPT. HARNESS (2)

FIG. 523H



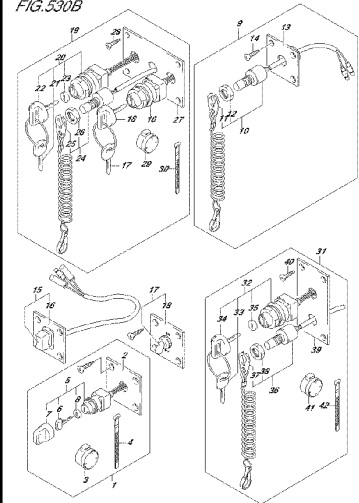
DE 175, ED 1, 016, 033H
OPT. HARNESS (2)

FIG. 530A



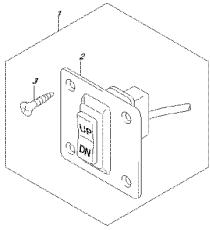
DE 175, ED 1, 016, 030A
OPT. SWITCH

FIG. 530B



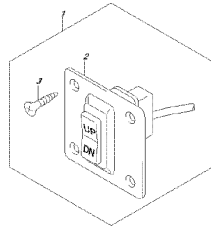
DE 175, ED 1, 016, 030B
OPT. SWITCH

FIG.530C



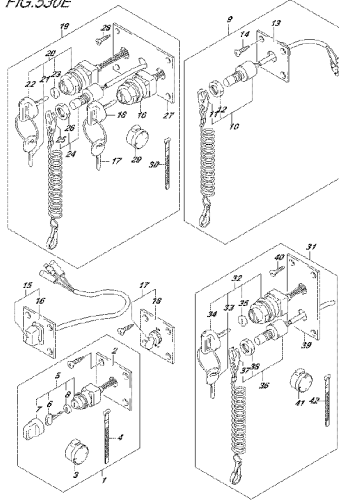
DP-75L EDL-016, 0300
OPT. BRNCH

FIG.530D



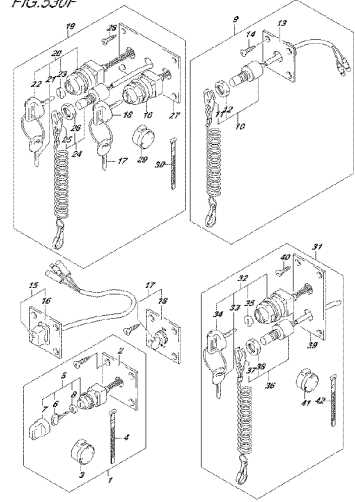
DP-75L EDL-016, 0300
OPT. BRNCH

FIG.530E



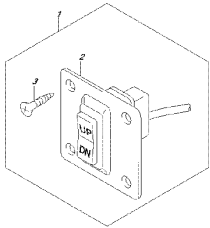
DP-75L EDL-016, 0300
OPT. BRNCH

FIG.530F



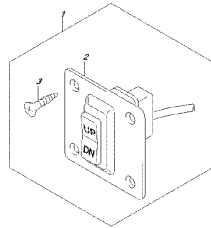
DP-75L EDL-016, 0300
OPT. BRNCH

FIG.530G



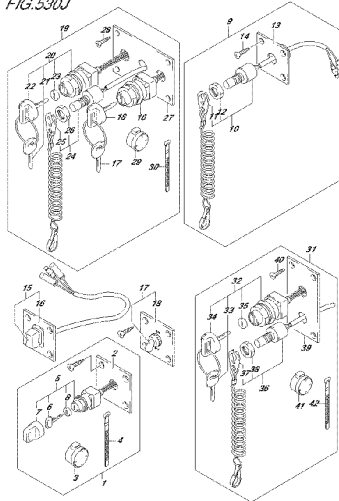
DP-75L EDL-016, 0300
OPT. BRNCH

FIG.530H



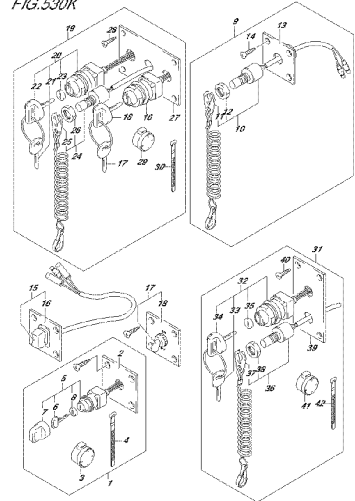
DP-75L EDL-016, 0300
OPT. BRNCH

FIG.530J



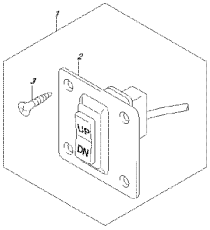
DP-75L EDL-016, 0300
OPT. BRNCH

FIG.530K



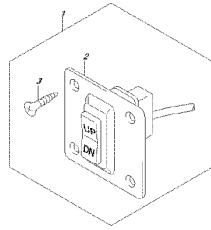
DP-75L EDL-016, 0300
OPT. BRNCH

FIG.530L



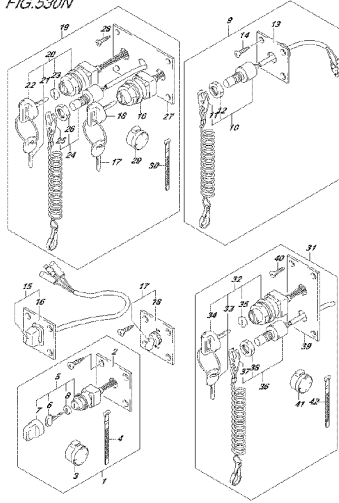
DP-77L EDL-016, B30P
OPT. BRIDGE

FIG.530M



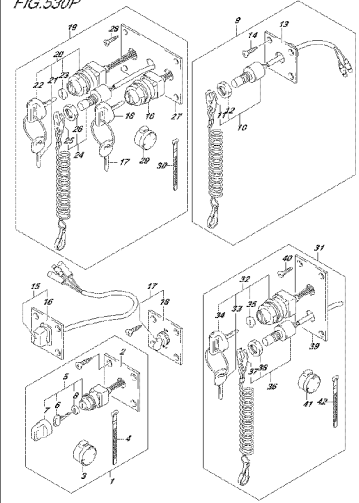
DP-77L EDL-016, B30P
OPT. BRIDGE

FIG.530N



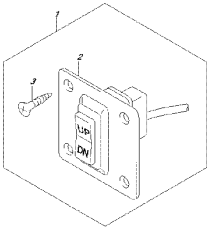
DP-77L EDL-016, B30P
OPT. BRIDGE

FIG.530P



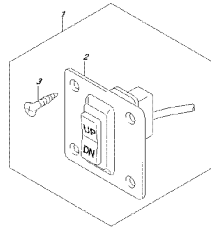
DP-77L EDL-016, B30P
OPT. BRIDGE

FIG.530R



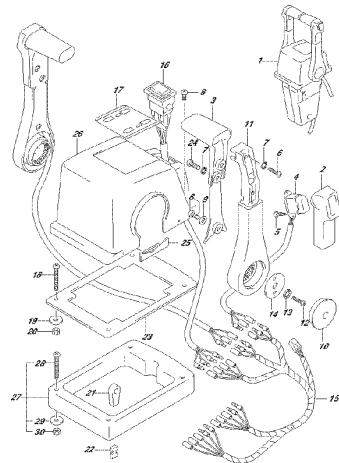
DP-77L EDL-016, B30P
OPT. BRIDGE

FIG.530S



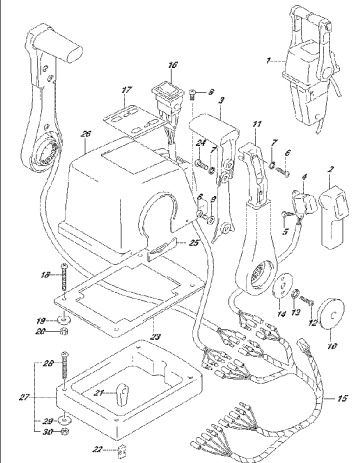
DP-77L EDL-016, B30P
OPT. BRIDGE

FIG.541A



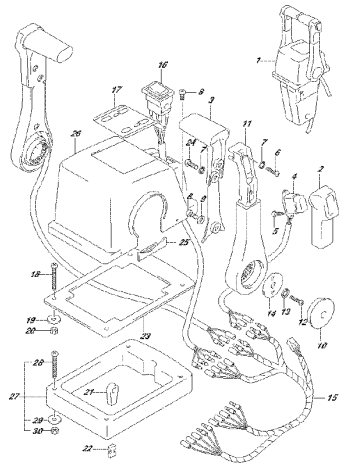
DP-77L EDL-016, B41A
OPT. HEAD/TE CONTROL ASSY (ULM 11)

FIG.541B



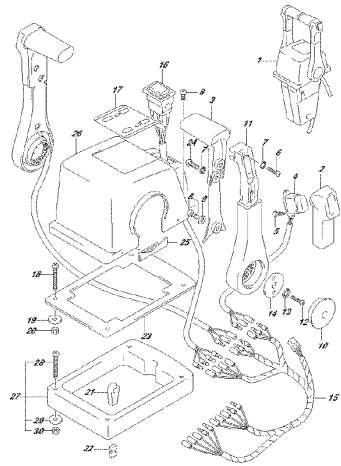
DP-77L EDL-016, B41B
OPT. HEAD/TE CONTROL ASSY (ULM 11)

FIG.541C



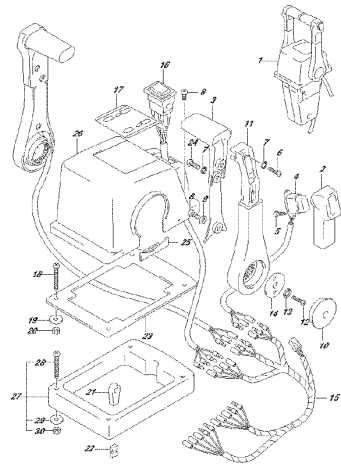
DP 77L EDL 016 041C
OPT REMOTE CONTROL ASSY (ULM 11)

FIG.541D



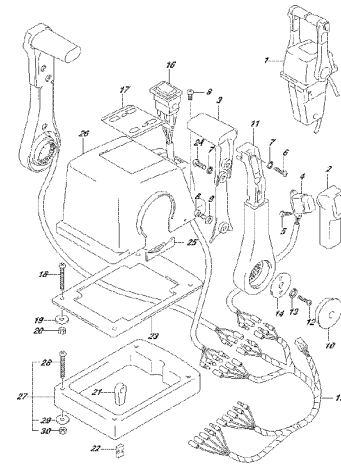
DP 77L EDL 016 041D
OPT REMOTE CONTROL ASSY (ULM 11)

FIG.541E



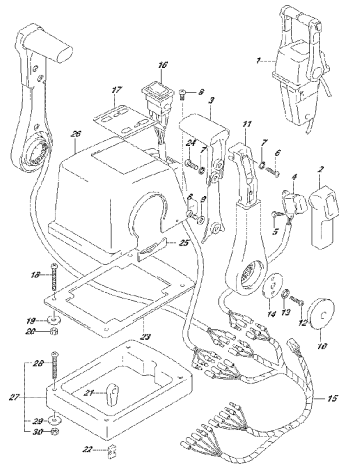
DP 77L EDL 016 041E
OPT REMOTE CONTROL ASSY (ULM 11)

FIG.541F



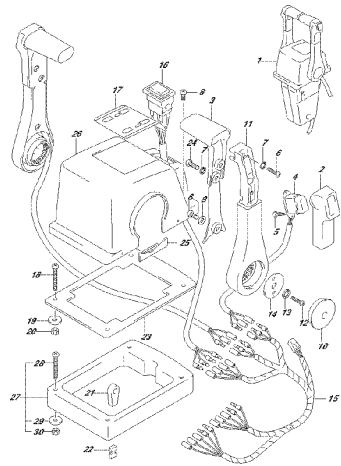
DP 77L EDL 016 041F
OPT REMOTE CONTROL ASSY (ULM 11)

FIG.541G



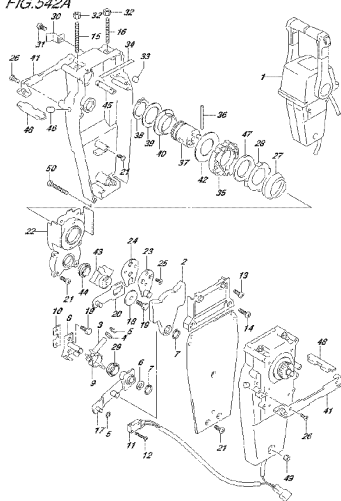
DP 77L EDL 016 041G
OPT REMOTE CONTROL ASSY (ULM 11)

FIG.541H



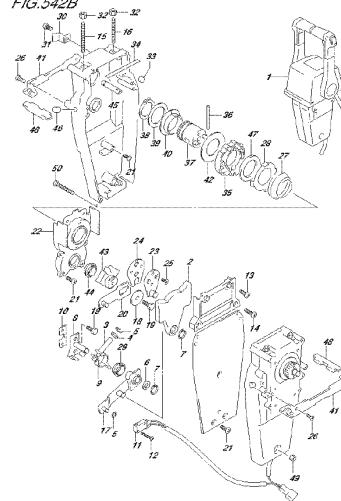
DP 77L EDL 016 041H
OPT REMOTE CONTROL ASSY (ULM 11)

FIG.542A



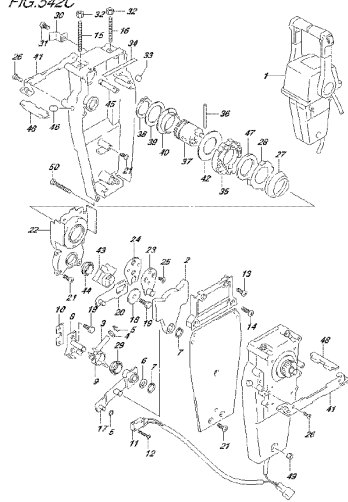
DP 77L EDL 016 042A
OPT REMOTE CONTROL ASSY (ULM 11)

FIG.542B



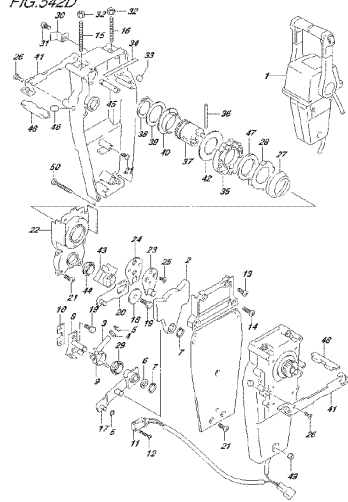
DP 77L EDL 016 042B
OPT REMOTE CONTROL ASSY (ULM 11)

FIG. 542C



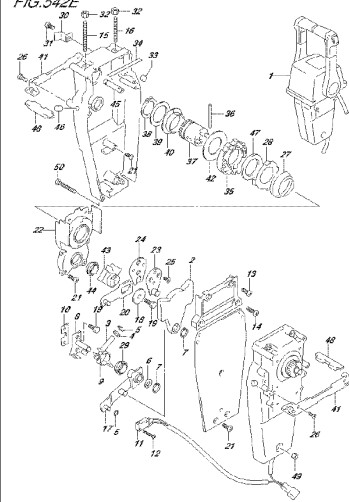
DP 776, EDL 016, 542C
OPT HEAD/CTE CONTROL ASSY (2/4) (1)

FIG. 542D



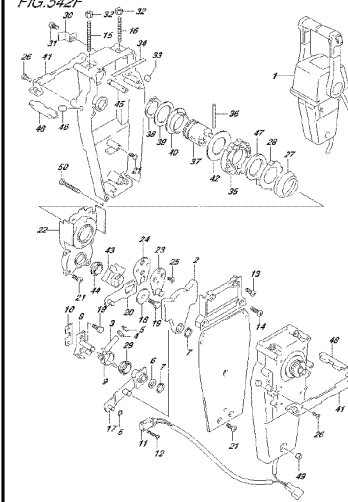
DP 776, EDL 016, 542D
OPT HEAD/CTE CONTROL ASSY (2/4) (1)

FIG. 542E



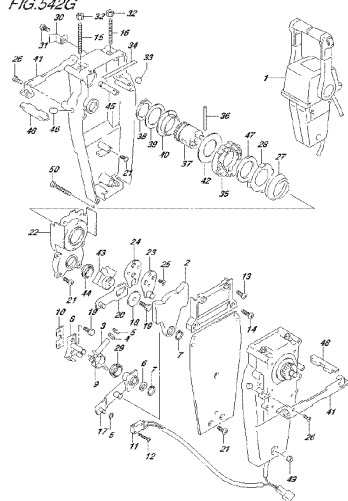
DP 776, EDL 016, 542E
OPT HEAD/CTE CONTROL ASSY (2/4) (1)

FIG. 542F



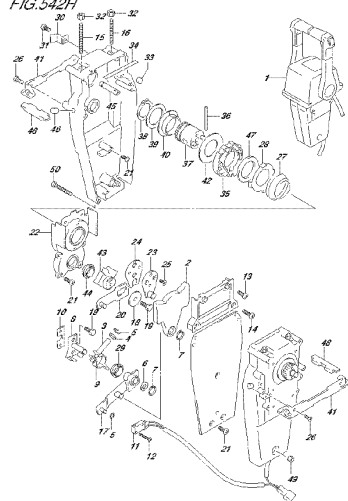
DP 776, EDL 016, 542F
OPT HEAD/CTE CONTROL ASSY (2/4) (1)

FIG. 542G



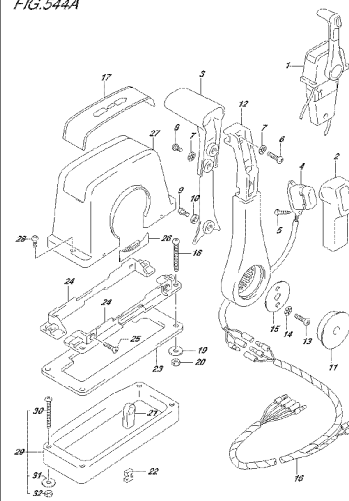
DP 776, EDL 016, 542G
OPT HEAD/CTE CONTROL ASSY (2/4) (1)

FIG. 542H



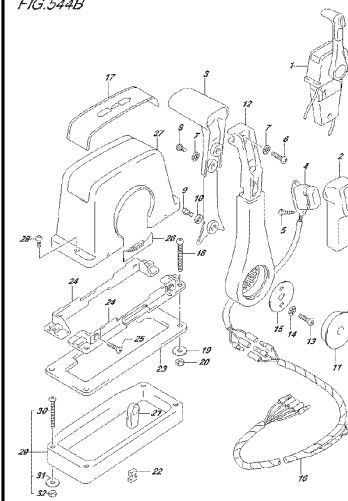
DP 776, EDL 016, 542H
OPT HEAD/CTE CONTROL ASSY (2/4) (1)

FIG. 544A



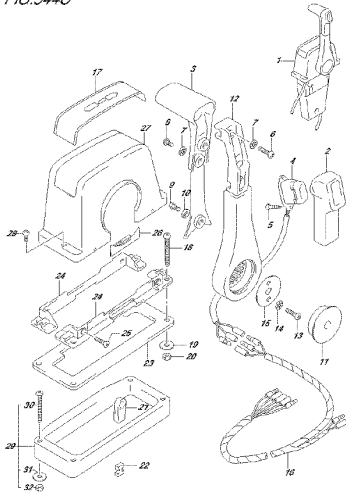
DP 776, EDL 016, 544A
OPT HEAD/CTE CONTROL ASSY (3/4) (1)

FIG. 544B



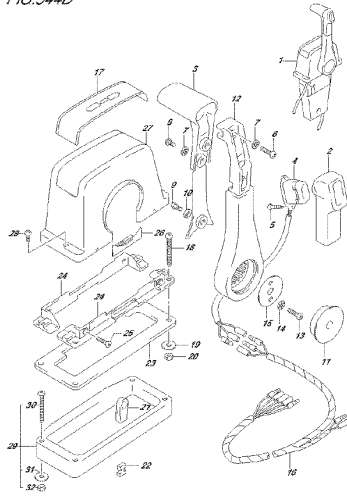
DP 776, EDL 016, 544B
OPT HEAD/CTE CONTROL ASSY (3/4) (1)

FIG.544C



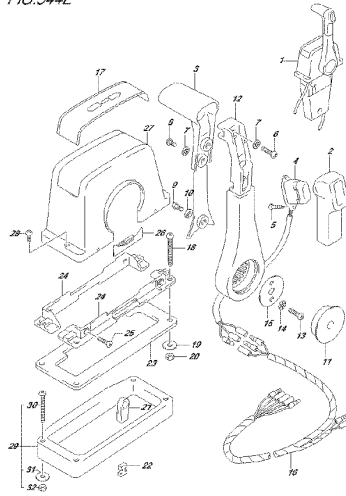
DP 778, EDL 016, 040
OPT REMOTE CONTROL ASSY (SHRDLF 7)

FIG.544D



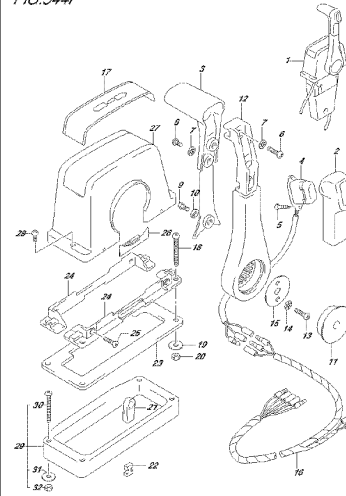
DP 778, EDL 016, 040
OPT REMOTE CONTROL ASSY (SHRDLF 7)

FIG.544E



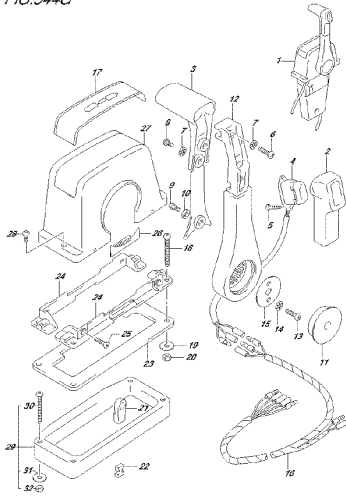
DP 778, EDL 016, 040
OPT REMOTE CONTROL ASSY (SHRDLF 7)

FIG.544F



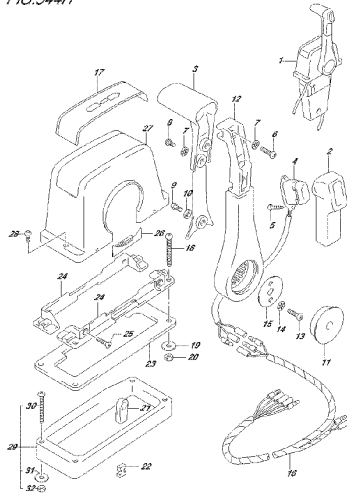
DP 778, EDL 016, 040
OPT REMOTE CONTROL ASSY (SHRDLF 7)

FIG.544G



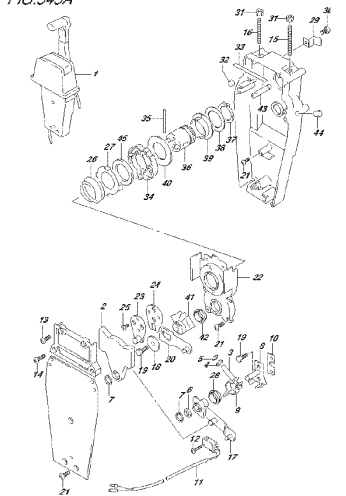
DP 778, EDL 016, 040
OPT REMOTE CONTROL ASSY (SHRDLF 7)

FIG.544H



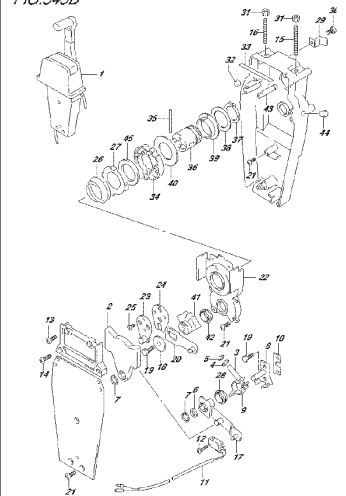
DP 778, EDL 016, 040
OPT REMOTE CONTROL ASSY (SHRDLF 7)

FIG.545A



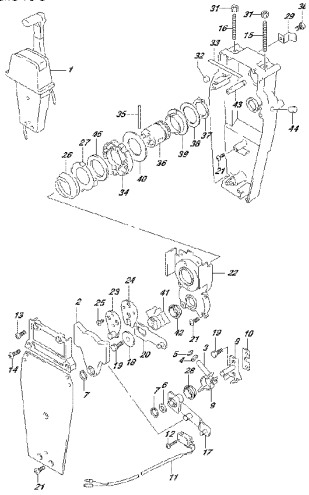
DP 778, EDL 016, 040
OPT REMOTE CONTROL ASSY (SHRDLF 8)

FIG.545B



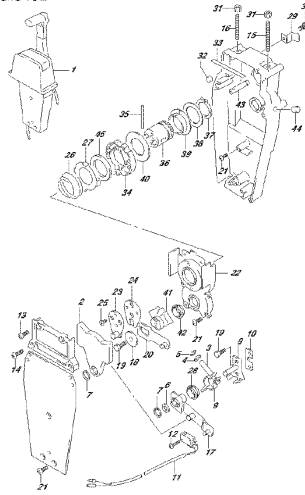
DP 778, EDL 016, 040
OPT REMOTE CONTROL ASSY (SHRDLF 8)

FIG.545C



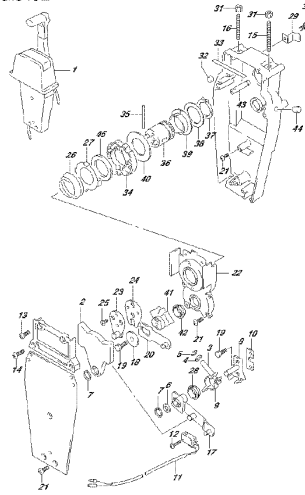
DP 77L ELL 016 612Z
OPT. REMOTE CONTROL ASSY (SINGLE PZ)

FIG.545D



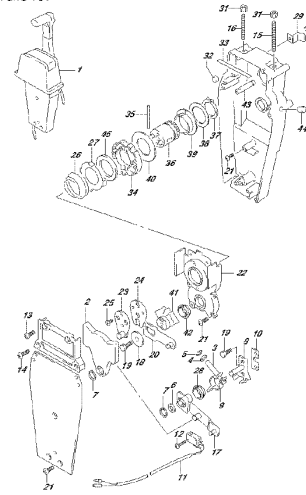
DP 77L ELL 016 612Z
OPT. REMOTE CONTROL ASSY (SINGLE PZ)

FIG.545E



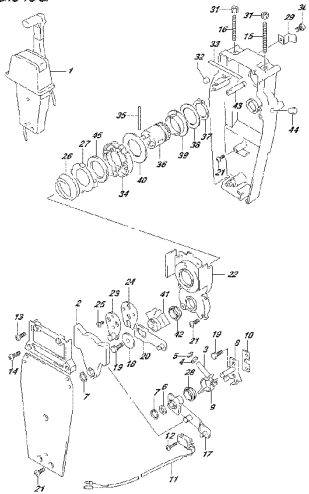
DP 77L ELL 016 612Z
OPT. REMOTE CONTROL ASSY (SINGLE PZ)

FIG.545F



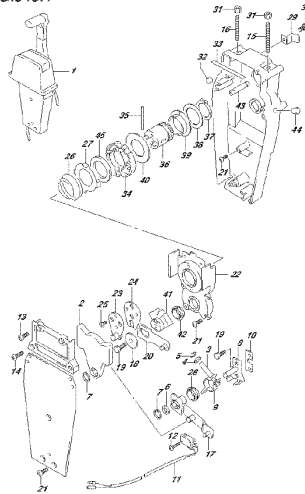
DP 77L ELL 016 612Z
OPT. REMOTE CONTROL ASSY (SINGLE PZ)

FIG.545G



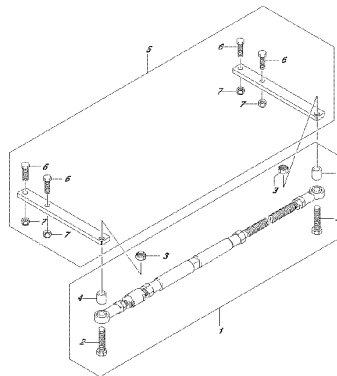
DP 77L ELL 016 612Z
OPT. REMOTE CONTROL ASSY (SINGLE PZ)

FIG.545H



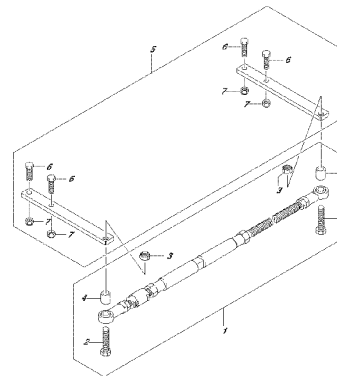
DP 77L ELL 016 612Z
OPT. REMOTE CONTROL ASSY (SINGLE PZ)

FIG.573A



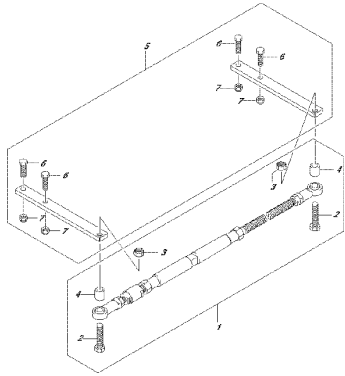
DP 77L ELL 016 6754
OPT. IR RECD

FIG.573B



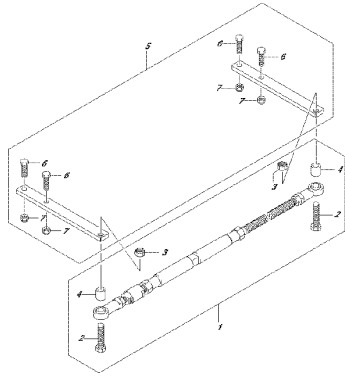
DP 77L ELL 016 6754
OPT. IR RECD

FIG.573C



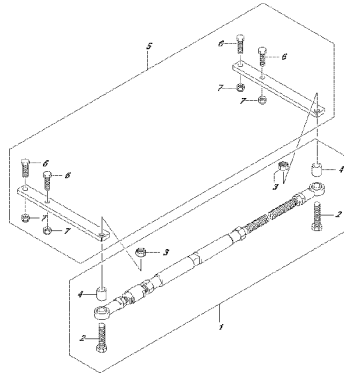
DP.75.EDL.016.073C
OPT. PK. RED

FIG.573D



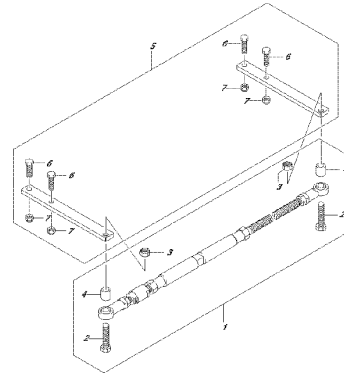
DP.75.EDL.016.073D
OPT. PK. RED

FIG.573E



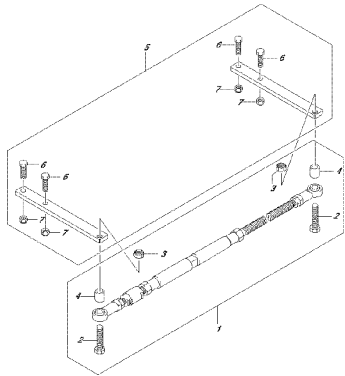
DP.75.EDL.016.073E
OPT. PK. RED

FIG.573F



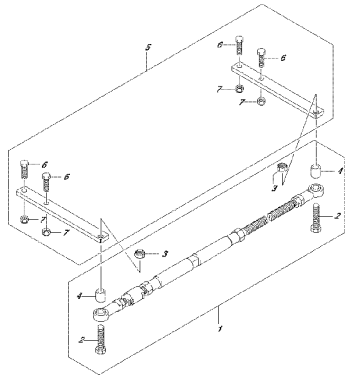
DP.75.EDL.016.073F
OPT. PK. RED

FIG.573G



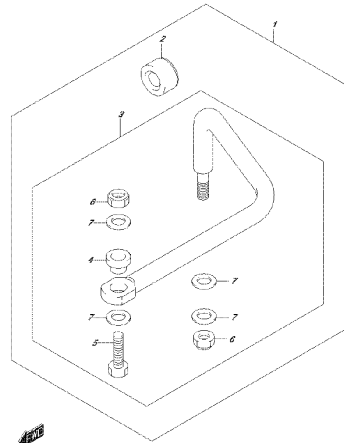
DP.75.EDL.016.073G
OPT. PK. RED

FIG.573H



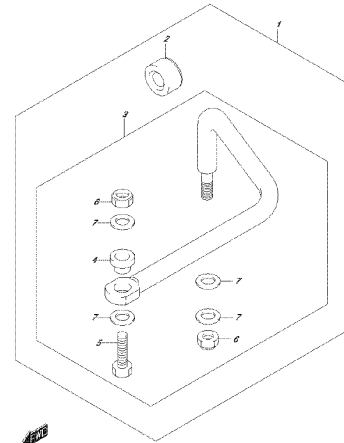
DP.75.EDL.016.073H
OPT. PK. RED

FIG.575A



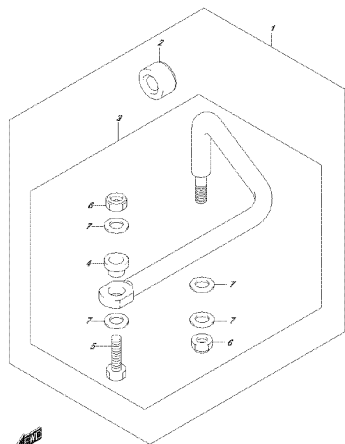
DP.75.EDL.016.075A
OPT. ORAZ. LINK

FIG.575B



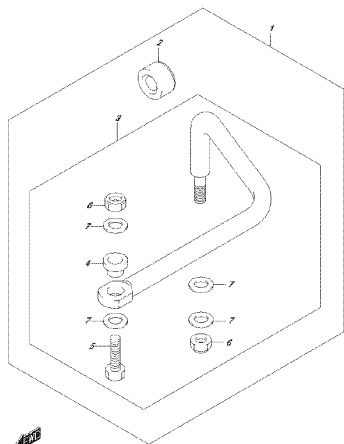
DP.75.EDL.016.075B
OPT. ORAZ. LINK

FIG.575C



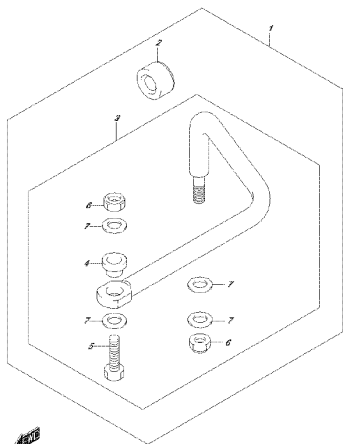
DP.75.EDL.0/6.532
OPT.0/462/LINK

FIG.575D



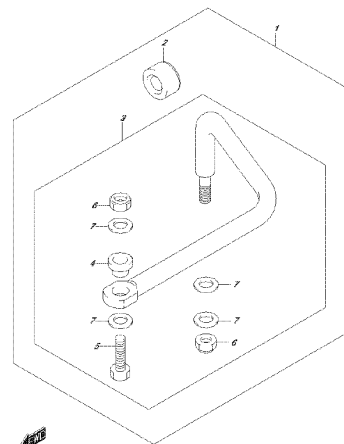
DP.75.EDL.0/6.532
OPT.0/462/LINK

FIG.575E



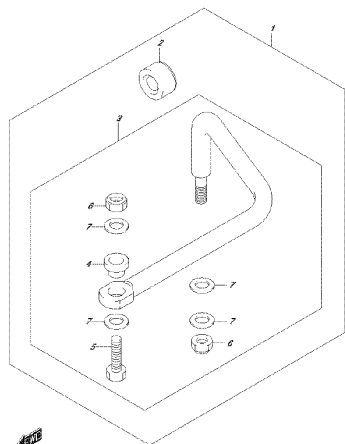
DP.75.EDL.0/6.532
OPT.0/462/LINK

FIG.575F



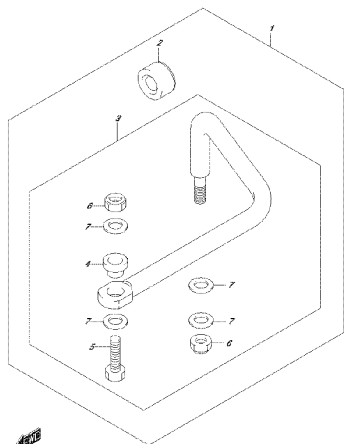
DP.75.EDL.0/6.532
OPT.0/462/LINK

FIG.575G



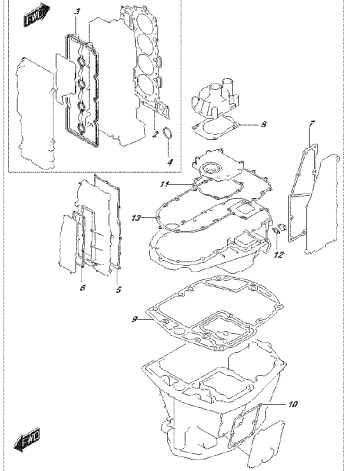
DP.75.EDL.0/6.532
OPT.0/462/LINK

FIG.575H



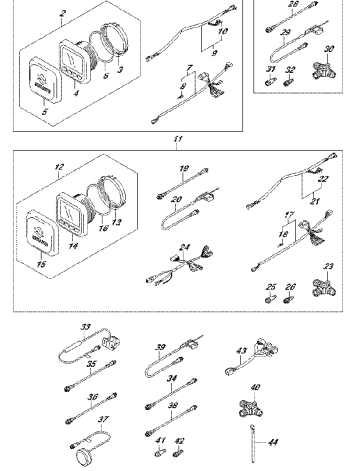
DP.75.EDL.0/6.532
OPT.0/462/LINK

FIG.585A



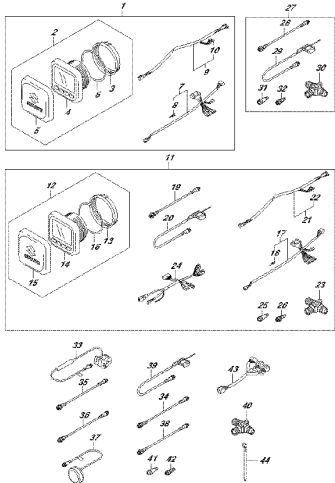
DP.75.EDL.0/6.604
OPT.0/430/1/3E7

FIG.600A



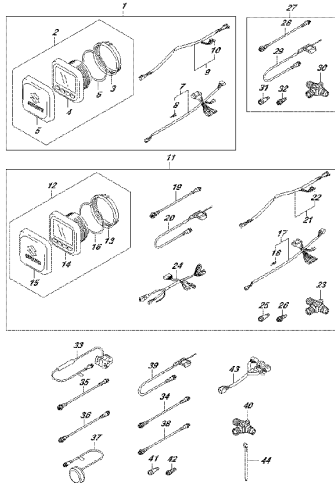
DP.75.EDL.0/6.604
OPT.0/430/1/3E7

FIG. 600B



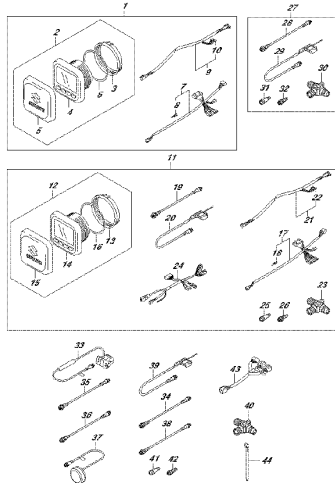
DE FIG. EDL-016 600B
OPT. ALL TO FUNCTION VALVE

FIG. 600C



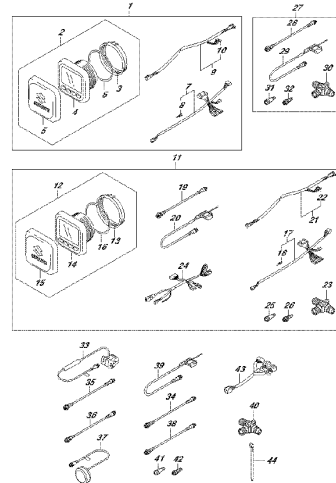
DE FIG. EDL-016 600C
OPT. ALL TO FUNCTION VALVE

FIG. 600D



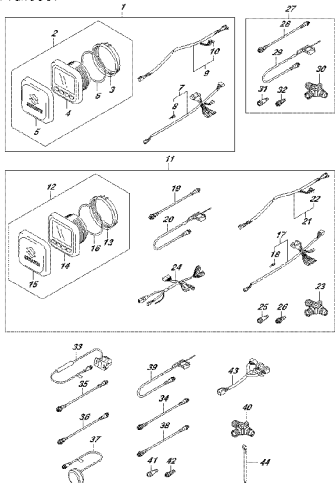
DE FIG. EDL-016 600D
OPT. ALL TO FUNCTION VALVE

FIG. 600E



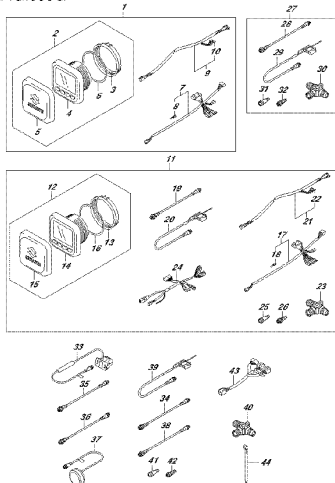
DE FIG. EDL-016 600E
OPT. ALL TO FUNCTION VALVE

FIG. 600F



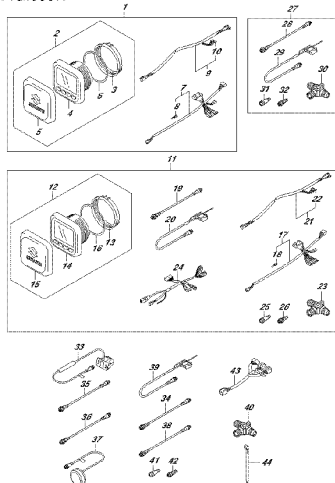
DE FIG. EDL-016 600F
OPT. ALL TO FUNCTION VALVE

FIG. 600G



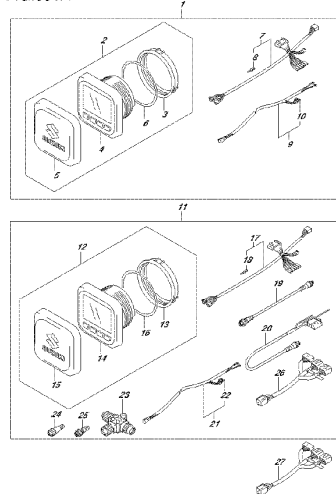
DE FIG. EDL-016 600G
OPT. ALL TO FUNCTION VALVE

FIG. 600H



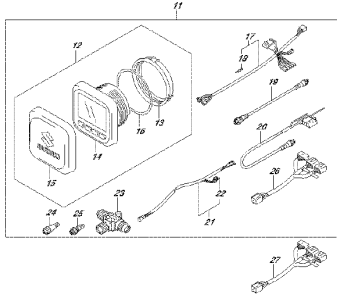
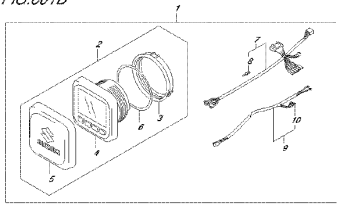
DE FIG. EDL-016 600H
OPT. ALL TO FUNCTION VALVE

FIG. 601A



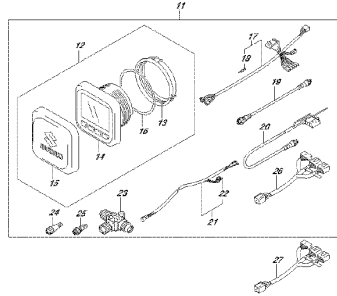
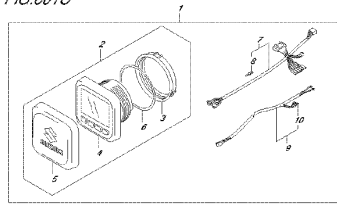
DE FIG. EDL-016 601A
OPT. ALL TO FUNCTION VALVE (1)

FIG.601B



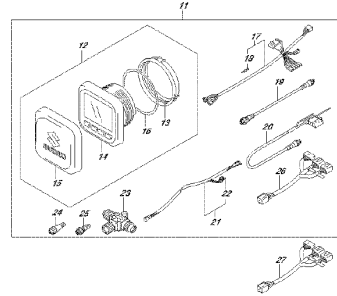
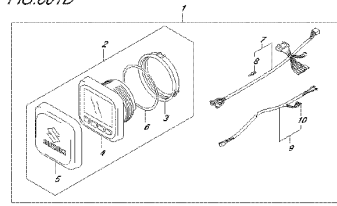
DP.775.EDL-016.601B
OPT. ALL TO FUNCTION (VALVE 1)

FIG.601C



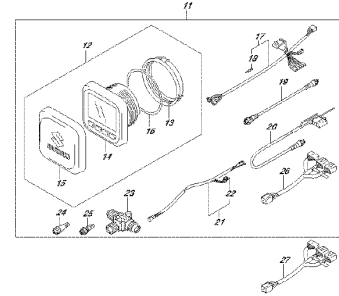
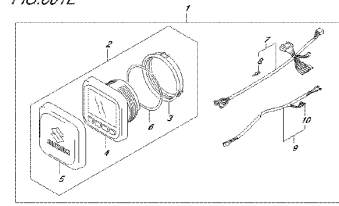
DP.775.EDL-016.601C
OPT. ALL TO FUNCTION (VALVE 1)

FIG.601D



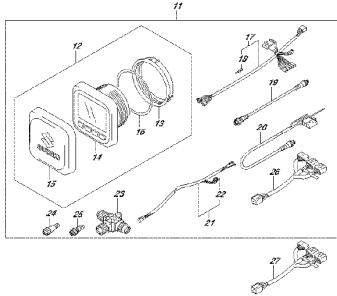
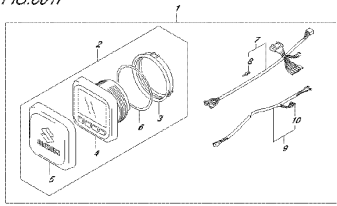
DP.775.EDL-016.601D
OPT. ALL TO FUNCTION (VALVE 1)

FIG.601E



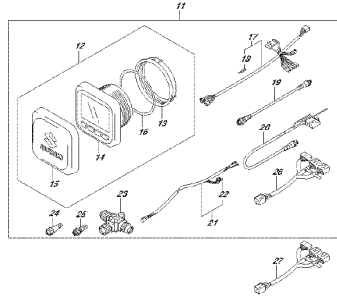
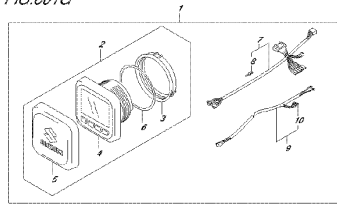
DP.775.EDL-016.601E
OPT. ALL TO FUNCTION (VALVE 1)

FIG.601F



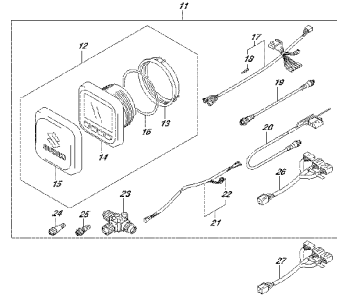
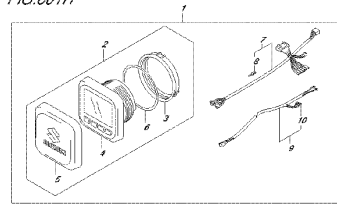
DP.775.EDL-016.601F
OPT. ALL TO FUNCTION (VALVE 1)

FIG.601G



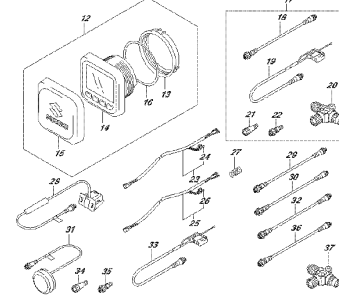
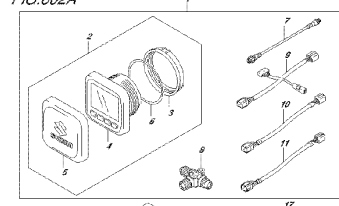
DP.775.EDL-016.601G
OPT. ALL TO FUNCTION (VALVE 1)

FIG.601H



DP.775.EDL-016.601H
OPT. ALL TO FUNCTION (VALVE 1)

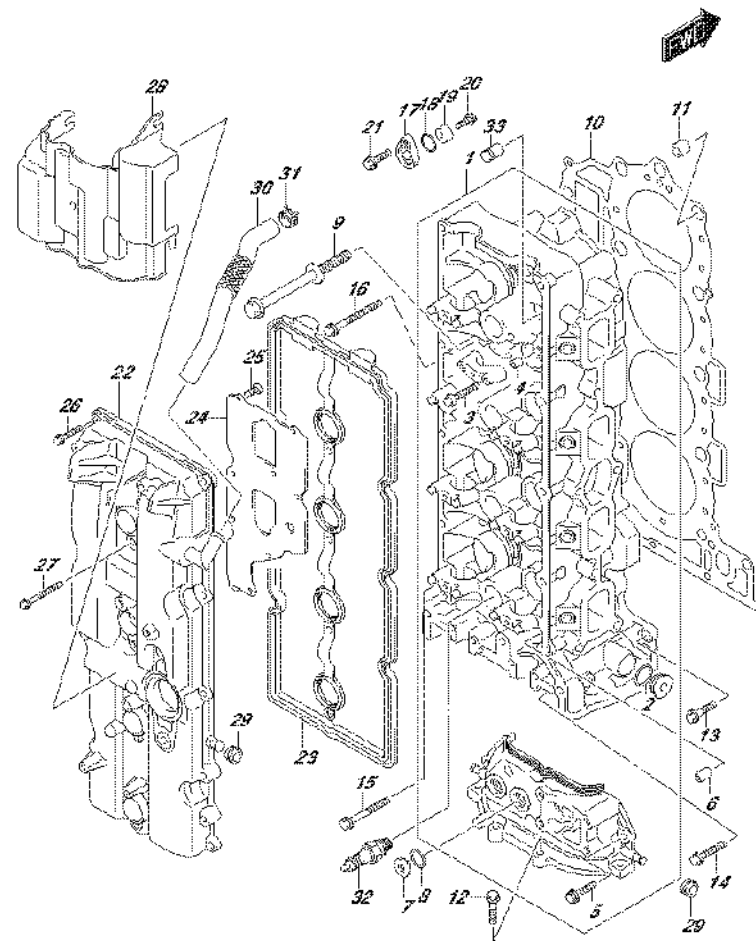
FIG.602A



DP.775.EDL-016.602A
OPT. ALL TO FUNCTION (VALVE 2)

FIG.111A

FIG.111A (1-B-2) CYLINDER HEAD (DF150T E01)



REF NO.	PART NO.	DESCRIPTION	Q'TY	REMARKS
1	11101-96J02	HEAD ASSY, CYLINDER	1	
2	11216-90J00	.GASKET	5	
3	09103-06266	.BOLT (6X40)	20	
4	09206-08001	.PIN (8X11)	18	
5	01547-06207	.BOLT	2	
6	11112-84400	PLUG, OIL VENTURI	1	
7	11116-93J01	PLUG	2	
8	09168-16009	GASKET (16X22X0.8)	2	
9	11119-96J00	BOLT, CYLINDER HEAD	10	
10	11141-96J01	GASKET, CYLINDER HEAD	1	
11	09206-15001	PIN (12.4X15X17)	2	
12	01550-08257	BOLT	4	
13	01550-08257	BOLT	1	
14	01550-0835A	BOLT	2	
15	01550-08457	BOLT	1	
16	01550-08607	BOLT	6	
17	11261-93J00	COVER, PROTECTION ANODE	3	
18	09280-22019	O RING (D:1.9,ID:21.8)	3	
19	55321-87J01	ANODE, PROTECTION	3	
20	09103-06281	BOLT (6X14)	3	
21	01550-08207	BOLT	3	
22	11170-96J00	COVER, CYLINDER HEAD	1	
23	11189-96J00	GASKET, CYLINDER HEAD COVER	1	
24	11173-96J00	PLATE, BREATHER	1	
25	02112-0612A	SCREW	8	
26	01547-06257	BOLT	10	
27	01547-06507	BOLT	4	
28	11191-96J00	GUIDE, AIR INTAKE NO.2	1	
29	09320-08076	GROMMET	4	
30	11174-96J00	HOSE, BREATHER	1	
31	09401-18410	CLIP	1	
32	09482-00427	SPARK PLUG (BKR6E)	4	NGK
33	11115-93J10-001	GUIDE, VALVE (OS)	16	OPT

FIG.111B

FIG.111B (1-B-3) CYLINDER HEAD (DF150T E40)

REF NO.	PART NO.	DESCRIPTION	Q'TY	REMARKS
1	11101-96J02	HEAD ASSY, CYLINDER	1	
2	11216-90J00	.GASKET	5	
3	09103-06266	.BOLT (6X40)	20	
4	09206-08001	.PIN (8X11)	18	
5	01547-06207	.BOLT	2	
6	11112-84400	PLUG, OIL VENTURI	1	
7	11116-93J01	PLUG	2	
8	09168-16009	GASKET (16X22X0.8)	2	
9	11119-96J00	BOLT, CYLINDER HEAD	10	
10	11141-96J01	GASKET, CYLINDER HEAD	1	
11	09206-15001	PIN (12.4X15X17)	2	
12	01550-08257	BOLT	4	
13	01550-08257	BOLT	1	
14	01550-0835A	BOLT	2	
15	01550-08457	BOLT	1	
16	01550-08607	BOLT	6	
17	11261-93J00	COVER, PROTECTION ANODE	3	
18	09280-22019	O RING (D:1.9,ID:21.8)	3	
19	55321-87J01	ANODE, PROTECTION	3	
20	09103-06281	BOLT (6X14)	3	
21	01550-08207	BOLT	3	
22	11170-96J00	COVER, CYLINDER HEAD	1	
23	11189-96J00	GASKET, CYLINDER HEAD COVER	1	
24	11173-96J00	PLATE, BREATHER	1	
25	02112-0612A	SCREW	8	
26	01547-06257	BOLT	10	
27	01547-06507	BOLT	4	
28	11191-96J00	GUIDE, AIR INTAKE NO.2	1	
29	09320-08076	GROMMET	4	
30	11174-96J00	HOSE, BREATHER	1	
31	09401-18410	CLIP	1	
32	09482-00427	SPARK PLUG (BKR6E)	4	NGK
33	11115-93J10-001	GUIDE, VALVE (OS)	16	OPT

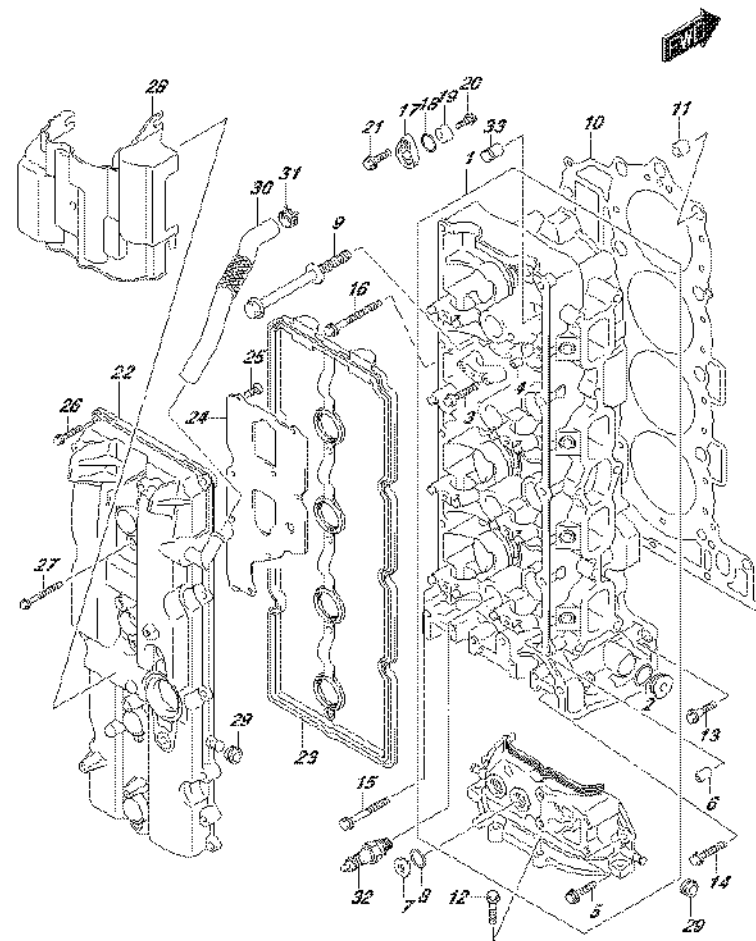
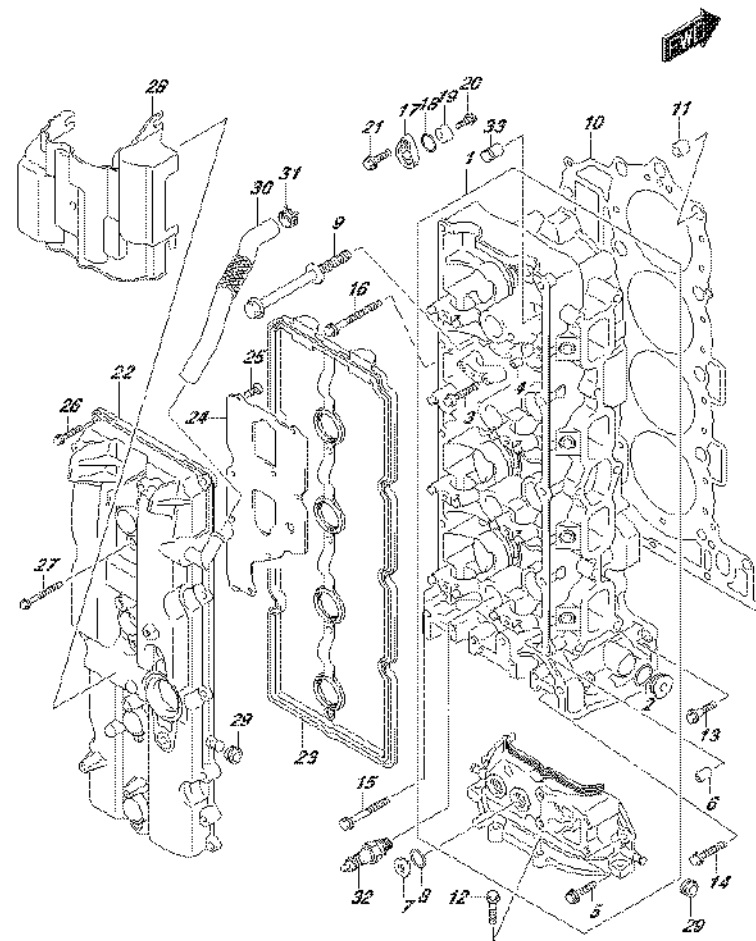


FIG.111C

FIG.111C (1-B-4) CYLINDER HEAD (DF150TG E01)



REF NO.	PART NO.	DESCRIPTION	Q'TY	REMARKS
1	11101-96J02	HEAD ASSY, CYLINDER	1	
2	11216-90J00	.GASKET	5	
3	09103-06266	.BOLT (6X40)	20	
4	09206-08001	.PIN (8X11)	18	
5	01547-06207	.BOLT	2	
6	11112-84400	PLUG, OIL VENTURI	1	
7	11116-93J01	PLUG	2	
8	09168-16009	GASKET (16X22X0.8)	2	
9	11119-96J00	BOLT, CYLINDER HEAD	10	
10	11141-96J01	GASKET, CYLINDER HEAD	1	
11	09206-15001	PIN (12.4X15X17)	2	
12	01550-08257	BOLT	4	
13	01550-08257	BOLT	1	
14	01550-0835A	BOLT	2	
15	01550-08457	BOLT	1	
16	01550-08607	BOLT	6	
17	11261-93J00	COVER, PROTECTION ANODE	3	
18	09280-22019	O RING (D:1.9,ID:21.8)	3	
19	55321-87J01	ANODE, PROTECTION	3	
20	09103-06281	BOLT (6X14)	3	
21	01550-08207	BOLT	3	
22	11170-96J00	COVER, CYLINDER HEAD	1	
23	11189-96J00	GASKET, CYLINDER HEAD COVER	1	
24	11173-96J00	PLATE, BREATHER	1	
25	02112-0612A	SCREW	8	
26	01547-06257	BOLT	10	
27	01547-06507	BOLT	4	
28	11191-96J00	GUIDE, AIR INTAKE NO.2	1	
29	09320-08076	GROMMET	4	
30	11174-96J00	HOSE, BREATHER	1	
31	09401-18410	CLIP	1	
32	09482-00427	SPARK PLUG (BKR6E)	4	NGK
33	11115-93J10-001	GUIDE, VALVE (OS)	16	OPT

FIG.111D

FIG.111D (1-B-5) CYLINDER HEAD (DF150TG E40)

REF NO.	PART NO.	DESCRIPTION	Q'TY	REMARKS
1	11101-96J02	HEAD ASSY, CYLINDER	1	
2	11216-90J00	.GASKET	5	
3	09103-06266	.BOLT (6X40)	20	
4	09206-08001	.PIN (8X11)	18	
5	01547-06207	.BOLT	2	
6	11112-84400	PLUG, OIL VENTURI	1	
7	11116-93J01	PLUG	2	
8	09168-16009	GASKET (16X22X0.8)	2	
9	11119-96J00	BOLT, CYLINDER HEAD	10	
10	11141-96J01	GASKET, CYLINDER HEAD	1	
11	09206-15001	PIN (12.4X15X17)	2	
12	01550-08257	BOLT	4	
13	01550-08257	BOLT	1	
14	01550-0835A	BOLT	2	
15	01550-08457	BOLT	1	
16	01550-08607	BOLT	6	
17	11261-93J00	COVER, PROTECTION ANODE	3	
18	09280-22019	O RING (D:1.9,ID:21.8)	3	
19	55321-87J01	ANODE, PROTECTION	3	
20	09103-06281	BOLT (6X14)	3	
21	01550-08207	BOLT	3	
22	11170-96J00	COVER, CYLINDER HEAD	1	
23	11189-96J00	GASKET, CYLINDER HEAD COVER	1	
24	11173-96J00	PLATE, BREATHER	1	
25	02112-0612A	SCREW	8	
26	01547-06257	BOLT	10	
27	01547-06507	BOLT	4	
28	11191-96J00	GUIDE, AIR INTAKE NO.2	1	
29	09320-08076	GROMMET	4	
30	11174-96J00	HOSE, BREATHER	1	
31	09401-18410	CLIP	1	
32	09482-00427	SPARK PLUG (BKR6E)	4	NGK
33	11115-93J10-001	GUIDE, VALVE (OS)	16	OPT

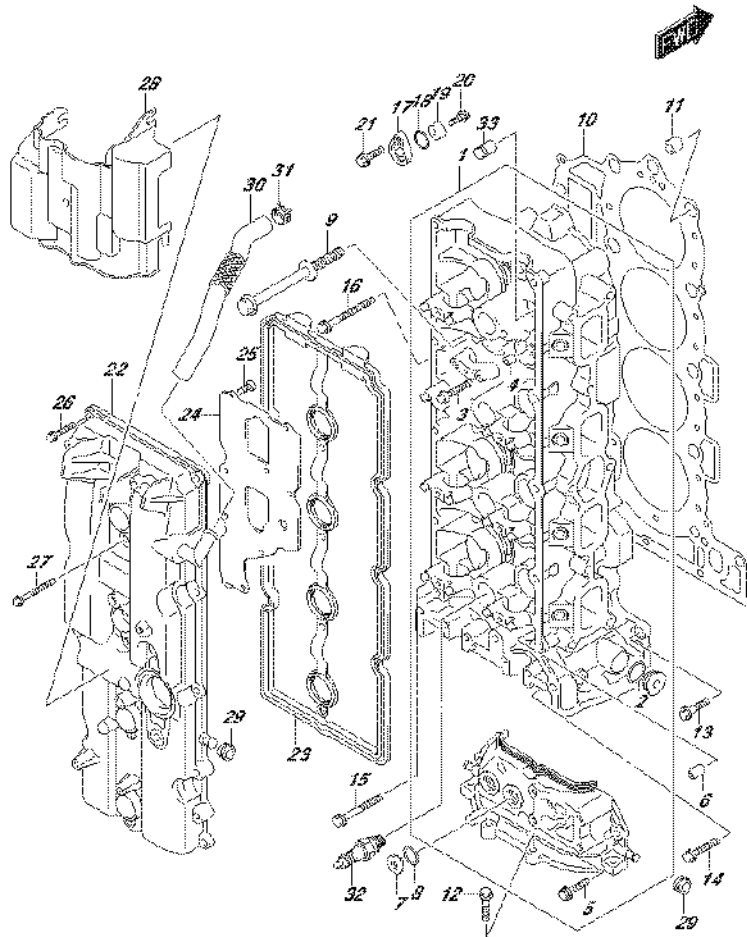
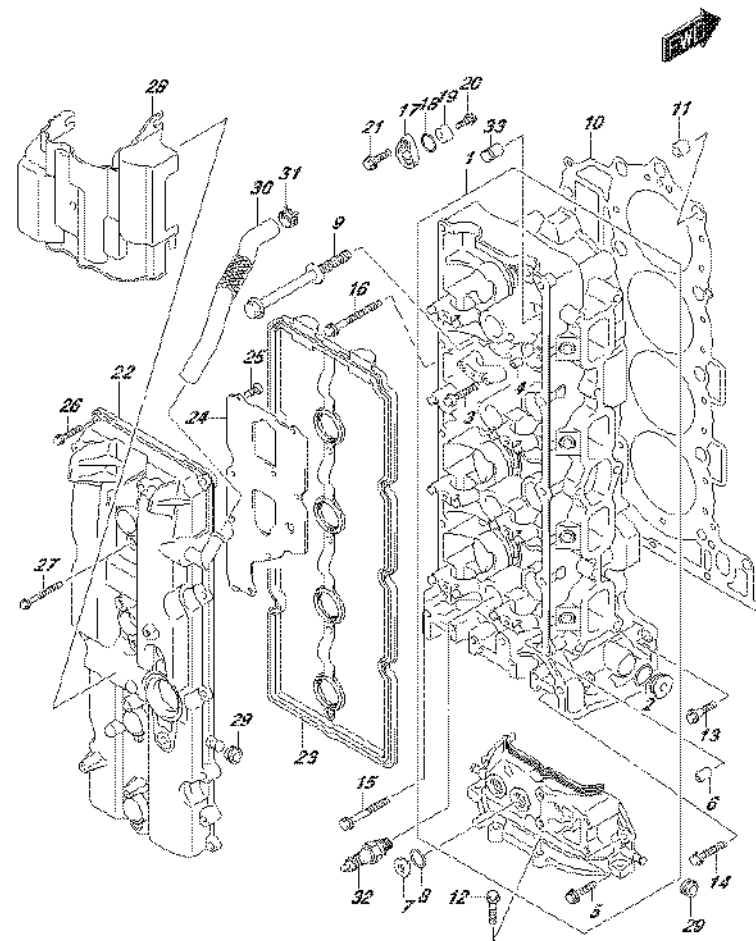


FIG.111E

FIG.111E (1-B-6) CYLINDER HEAD (DF150Z E01)



REF NO.	PART NO.	DESCRIPTION	Q'TY	REMARKS
1	11101-96J02	HEAD ASSY, CYLINDER	1	
2	11216-90J00	.GASKET	5	
3	09103-06266	.BOLT (6X40)	20	
4	09206-08001	.PIN (8X11)	18	
5	01547-06207	.BOLT	2	
6	11112-84400	PLUG, OIL VENTURI	1	
7	11116-93J01	PLUG	2	
8	09168-16009	GASKET (16X22X0.8)	2	
9	11119-96J00	BOLT, CYLINDER HEAD	10	
10	11141-96J01	GASKET, CYLINDER HEAD	1	
11	09206-15001	PIN (12.4X15X17)	2	
12	01550-08257	BOLT	4	
13	01550-08257	BOLT	1	
14	01550-0835A	BOLT	2	
15	01550-08457	BOLT	1	
16	01550-08607	BOLT	6	
17	11261-93J00	COVER, PROTECTION ANODE	3	
18	09280-22019	O RING (D:1.9,ID:21.8)	3	
19	55321-87J01	ANODE, PROTECTION	3	
20	09103-06281	BOLT (6X14)	3	
21	01550-08207	BOLT	3	
22	11170-96J00	COVER, CYLINDER HEAD	1	
23	11189-96J00	GASKET, CYLINDER HEAD COVER	1	
24	11173-96J00	PLATE, BREATHER	1	
25	02112-0612A	SCREW	8	
26	01547-06257	BOLT	10	
27	01547-06507	BOLT	4	
28	11191-96J00	GUIDE, AIR INTAKE NO.2	1	
29	09320-08076	GROMMET	4	
30	11174-96J00	HOSE, BREATHER	1	
31	09401-18410	CLIP	1	
32	09482-00427	SPARK PLUG (BKR6E)	4	NGK
33	11115-93J10-001	GUIDE, VALVE (OS)	16	OPT

FIG.111F

FIG.111F (1-B-7) CYLINDER HEAD (DF150Z E40)

REF NO.	PART NO.	DESCRIPTION	Q'TY	REMARKS
1	11101-96J02	HEAD ASSY, CYLINDER	1	
2	11216-90J00	.GASKET	5	
3	09103-06266	.BOLT (6X40)	20	
4	09206-08001	.PIN (8X11)	18	
5	01547-06207	.BOLT	2	
6	11112-84400	PLUG, OIL VENTURI	1	
7	11116-93J01	PLUG	2	
8	09168-16009	GASKET (16X22X0.8)	2	
9	11119-96J00	BOLT, CYLINDER HEAD	10	
10	11141-96J01	GASKET, CYLINDER HEAD	1	
11	09206-15001	PIN (12.4X15X17)	2	
12	01550-08257	BOLT	4	
13	01550-08257	BOLT	1	
14	01550-0835A	BOLT	2	
15	01550-08457	BOLT	1	
16	01550-08607	BOLT	6	
17	11261-93J00	COVER, PROTECTION ANODE	3	
18	09280-22019	O RING (D:1.9,ID:21.8)	3	
19	55321-87J01	ANODE, PROTECTION	3	
20	09103-06281	BOLT (6X14)	3	
21	01550-08207	BOLT	3	
22	11170-96J00	COVER, CYLINDER HEAD	1	
23	11189-96J00	GASKET, CYLINDER HEAD COVER	1	
24	11173-96J00	PLATE, BREATHER	1	
25	02112-0612A	SCREW	8	
26	01547-06257	BOLT	10	
27	01547-06507	BOLT	4	
28	11191-96J00	GUIDE, AIR INTAKE NO.2	1	
29	09320-08076	GROMMET	4	
30	11174-96J00	HOSE, BREATHER	1	
31	09401-18410	CLIP	1	
32	09482-00427	SPARK PLUG (BKR6E)	4	NGK
33	11115-93J10-001	GUIDE, VALVE (OS)	16	OPT

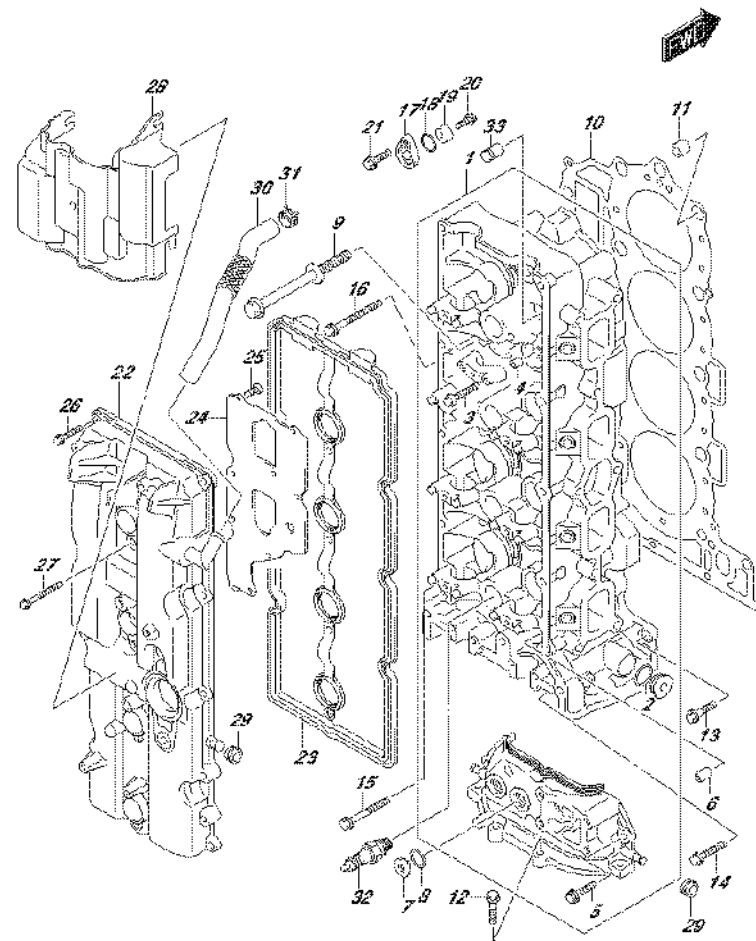
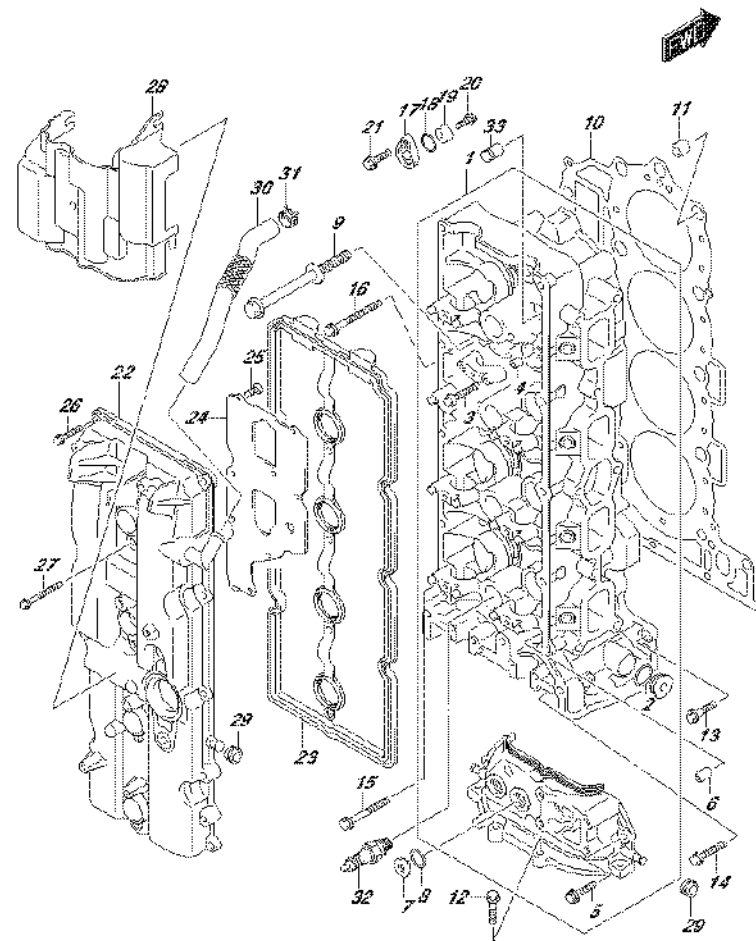


FIG.111G

FIG.111G (1-B-8) CYLINDER HEAD (DF150ZG E01)



REF NO.	PART NO.	DESCRIPTION	Q'TY	REMARKS
1	11101-96J02	HEAD ASSY, CYLINDER	1	
2	11216-90J00	.GASKET	5	
3	09103-06266	.BOLT (6X40)	20	
4	09206-08001	.PIN (8X11)	18	
5	01547-06207	.BOLT	2	
6	11112-84400	PLUG, OIL VENTURI	1	
7	11116-93J01	PLUG	2	
8	09168-16009	GASKET (16X22X0.8)	2	
9	11119-96J00	BOLT, CYLINDER HEAD	10	
10	11141-96J01	GASKET, CYLINDER HEAD	1	
11	09206-15001	PIN (12.4X15X17)	2	
12	01550-08257	BOLT	4	
13	01550-08257	BOLT	1	
14	01550-0835A	BOLT	2	
15	01550-08457	BOLT	1	
16	01550-08607	BOLT	6	
17	11261-93J00	COVER, PROTECTION ANODE	3	
18	09280-22019	O RING (D:1.9,ID:21.8)	3	
19	55321-87J01	ANODE, PROTECTION	3	
20	09103-06281	BOLT (6X14)	3	
21	01550-08207	BOLT	3	
22	11170-96J00	COVER, CYLINDER HEAD	1	
23	11189-96J00	GASKET, CYLINDER HEAD COVER	1	
24	11173-96J00	PLATE, BREATHER	1	
25	02112-0612A	SCREW	8	
26	01547-06257	BOLT	10	
27	01547-06507	BOLT	4	
28	11191-96J00	GUIDE, AIR INTAKE NO.2	1	
29	09320-08076	GROMMET	4	
30	11174-96J00	HOSE, BREATHER	1	
31	09401-18410	CLIP	1	
32	09482-00427	SPARK PLUG (BKR6E)	4	NGK
33	11115-93J10-001	GUIDE, VALVE (OS)	16	OPT

FIG.111H

FIG.111H (1-B-9) CYLINDER HEAD (DF150ZG E40)

REF NO.	PART NO.	DESCRIPTION	Q'TY	REMARKS
1	11101-96J02	HEAD ASSY, CYLINDER	1	
2	11216-90J00	.GASKET	5	
3	09103-06266	.BOLT (6X40)	20	
4	09206-08001	.PIN (8X11)	18	
5	01547-06207	.BOLT	2	
6	11112-84400	PLUG, OIL VENTURI	1	
7	11116-93J01	PLUG	2	
8	09168-16009	GASKET (16X22X0.8)	2	
9	11119-96J00	BOLT, CYLINDER HEAD	10	
10	11141-96J01	GASKET, CYLINDER HEAD	1	
11	09206-15001	PIN (12.4X15X17)	2	
12	01550-08257	BOLT	4	
13	01550-08257	BOLT	1	
14	01550-0835A	BOLT	2	
15	01550-08457	BOLT	1	
16	01550-08607	BOLT	6	
17	11261-93J00	COVER, PROTECTION ANODE	3	
18	09280-22019	O RING (D:1.9,ID:21.8)	3	
19	55321-87J01	ANODE, PROTECTION	3	
20	09103-06281	BOLT (6X14)	3	
21	01550-08207	BOLT	3	
22	11170-96J00	COVER, CYLINDER HEAD	1	
23	11189-96J00	GASKET, CYLINDER HEAD COVER	1	
24	11173-96J00	PLATE, BREATHER	1	
25	02112-0612A	SCREW	8	
26	01547-06257	BOLT	10	
27	01547-06507	BOLT	4	
28	11191-96J00	GUIDE, AIR INTAKE NO.2	1	
29	09320-08076	GROMMET	4	
30	11174-96J00	HOSE, BREATHER	1	
31	09401-18410	CLIP	1	
32	09482-00427	SPARK PLUG (BKR6E)	4	NGK
33	11115-93J10-001	GUIDE, VALVE (OS)	16	OPT

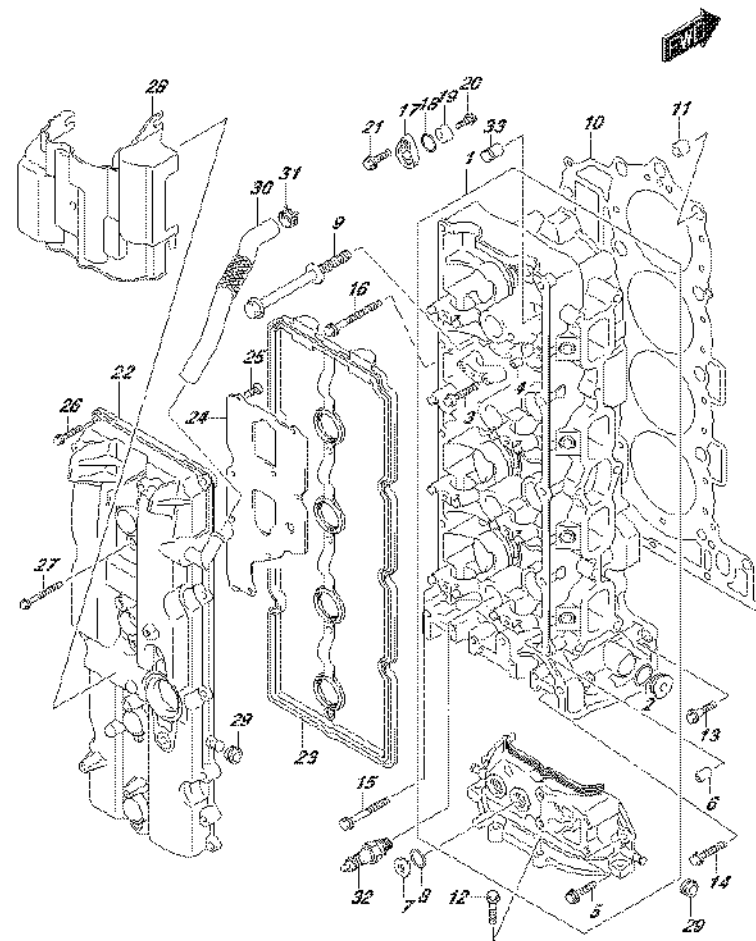


FIG.111J

FIG.111J (1-B-10) CYLINDER HEAD (DF175T E01)

REF NO.	PART NO.	DESCRIPTION	Q'TY	REMARKS
1	11101-96J02	HEAD ASSY, CYLINDER	1	
2	11216-90J00	.GASKET	5	
3	09103-06266	.BOLT (6X40)	20	
4	09206-08001	.PIN (8X11)	18	
5	01547-06207	.BOLT	2	
6	11112-84400	PLUG, OIL VENTURI	1	
7	11116-93J01	PLUG	2	
8	09168-16009	GASKET (16X22X0.8)	2	
9	11119-96J00	BOLT, CYLINDER HEAD	10	
10	11141-96J01	GASKET, CYLINDER HEAD	1	
11	09206-15001	PIN (12.4X15X17)	2	
12	01550-08257	BOLT	4	
13	01550-08257	BOLT	1	
14	01550-0835A	BOLT	2	
15	01550-08457	BOLT	1	
16	01550-08607	BOLT	6	
17	11261-93J00	COVER, PROTECTION ANODE	3	
18	09280-22019	O RING (D:1.9,ID:21.8)	3	
19	55321-87J01	ANODE, PROTECTION	3	
20	09103-06281	BOLT (6X14)	3	
21	01550-08207	BOLT	3	
22	11170-96J11	COVER, CYLINDER HEAD	1	
23	11189-96J00	GASKET, CYLINDER HEAD COVER	1	
24	11173-96J00	PLATE, BREATHER	1	
25	02112-0612A	SCREW	8	
26	01547-06257	BOLT	10	
27	01547-06507	BOLT	4	
28	11191-96J00	GUIDE, AIR INTAKE NO.2	1	
29	09320-08076	GROMMET	4	
30	11174-96J00	HOSE, BREATHER	1	
31	09401-18410	CLIP	1	
32	09482-00427	SPARK PLUG (BKR6E)	4	NGK
33	11115-93J10-001	GUIDE, VALVE (OS)	16	OPT

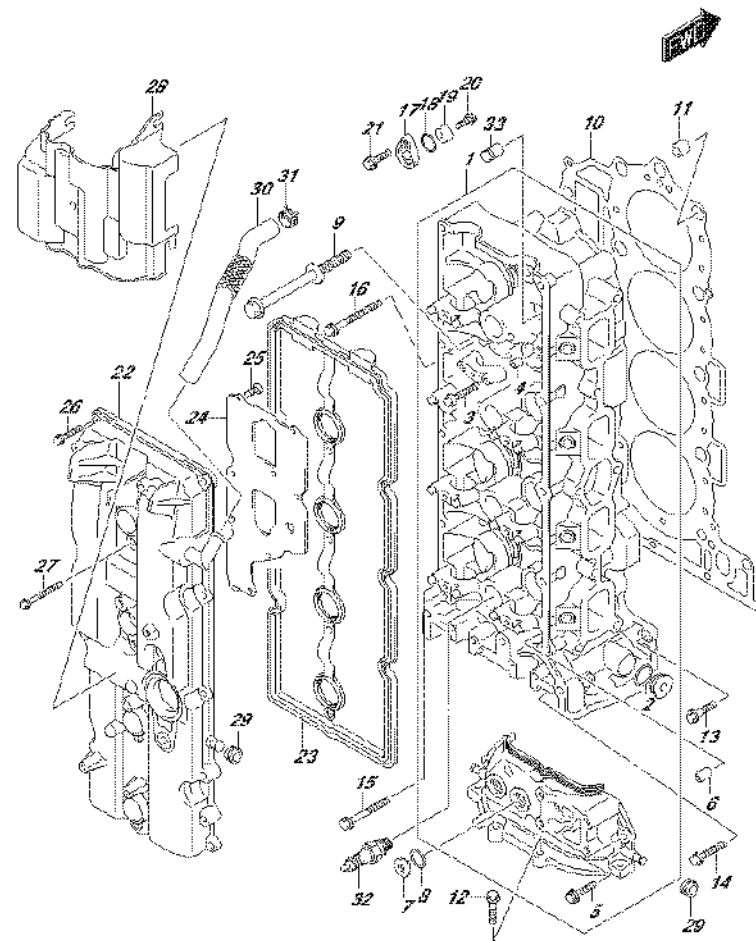


FIG.111K

FIG.111K (1-B-11) CYLINDER HEAD (DF175T E40)

REF NO.	PART NO.	DESCRIPTION	Q'TY	REMARKS
1	11101-96J02	HEAD ASSY, CYLINDER	1	
2	11216-90J00	.GASKET	5	
3	09103-06266	.BOLT (6X40)	20	
4	09206-08001	.PIN (8X11)	18	
5	01547-06207	.BOLT	2	
6	11112-84400	PLUG, OIL VENTURI	1	
7	11116-93J01	PLUG	2	
8	09168-16009	GASKET (16X22X0.8)	2	
9	11119-96J00	BOLT, CYLINDER HEAD	10	
10	11141-96J01	GASKET, CYLINDER HEAD	1	
11	09206-15001	PIN (12.4X15X17)	2	
12	01550-08257	BOLT	4	
13	01550-08257	BOLT	1	
14	01550-0835A	BOLT	2	
15	01550-08457	BOLT	1	
16	01550-08607	BOLT	6	
17	11261-93J00	COVER, PROTECTION ANODE	3	
18	09280-22019	O RING (D:1.9,ID:21.8)	3	
19	55321-87J01	ANODE, PROTECTION	3	
20	09103-06281	BOLT (6X14)	3	
21	01550-08207	BOLT	3	
22	11170-96J11	COVER, CYLINDER HEAD	1	
23	11189-96J00	GASKET, CYLINDER HEAD COVER	1	
24	11173-96J00	PLATE, BREATHER	1	
25	02112-0612A	SCREW	8	
26	01547-06257	BOLT	10	
27	01547-06507	BOLT	4	
28	11191-96J00	GUIDE, AIR INTAKE NO.2	1	
29	09320-08076	GROMMET	4	
30	11174-96J00	HOSE, BREATHER	1	
31	09401-18410	CLIP	1	
32	09482-00427	SPARK PLUG (BKR6E)	4	NGK
33	11115-93J10-001	GUIDE, VALVE (OS)	16	OPT

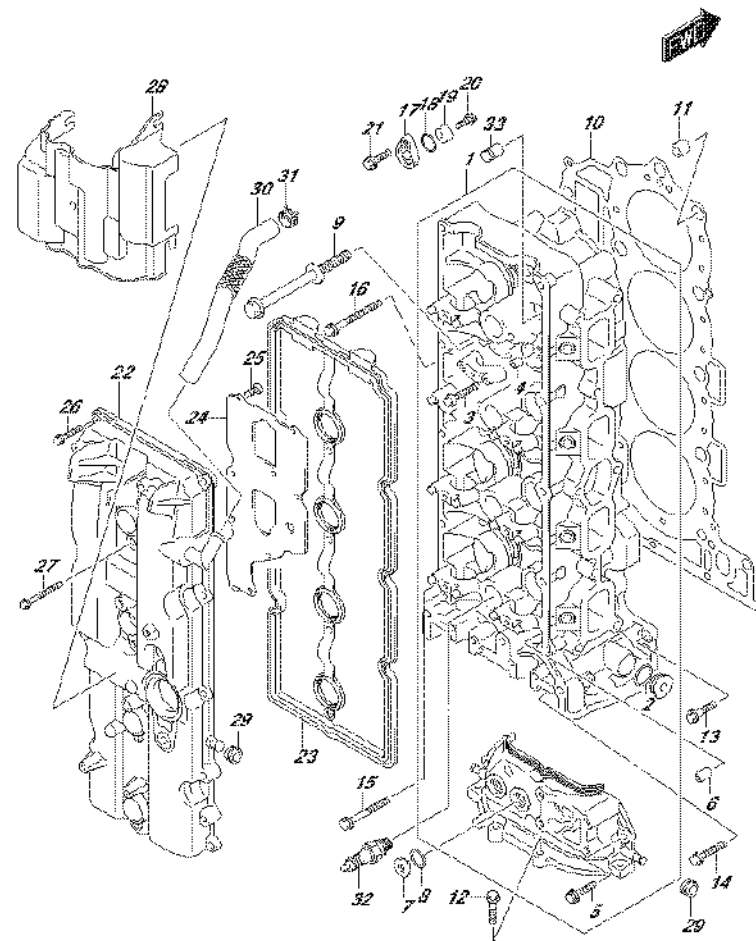


FIG.111L

FIG.111L (1-B-12) CYLINDER HEAD (DF175TG E01)

REF NO.	PART NO.	DESCRIPTION	Q'TY	REMARKS
1	11101-96J02	HEAD ASSY, CYLINDER	1	
2	11216-90J00	.GASKET	5	
3	09103-06266	.BOLT (6X40)	20	
4	09206-08001	.PIN (8X11)	18	
5	01547-06207	.BOLT	2	
6	11112-84400	PLUG, OIL VENTURI	1	
7	11116-93J01	PLUG	2	
8	09168-16009	GASKET (16X22X0.8)	2	
9	11119-96J00	BOLT, CYLINDER HEAD	10	
10	11141-96J01	GASKET, CYLINDER HEAD	1	
11	09206-15001	PIN (12.4X15X17)	2	
12	01550-08257	BOLT	4	
13	01550-08257	BOLT	1	
14	01550-0835A	BOLT	2	
15	01550-08457	BOLT	1	
16	01550-08607	BOLT	6	
17	11261-93J00	COVER, PROTECTION ANODE	3	
18	09280-22019	O RING (D:1.9,ID:21.8)	3	
19	55321-87J01	ANODE, PROTECTION	3	
20	09103-06281	BOLT (6X14)	3	
21	01550-08207	BOLT	3	
22	11170-96J11	COVER, CYLINDER HEAD	1	
23	11189-96J00	GASKET, CYLINDER HEAD COVER	1	
24	11173-96J00	PLATE, BREATHER	1	
25	02112-0612A	SCREW	8	
26	01547-06257	BOLT	10	
27	01547-06507	BOLT	4	
28	11191-96J00	GUIDE, AIR INTAKE NO.2	1	
29	09320-08076	GROMMET	4	
30	11174-96J00	HOSE, BREATHER	1	
31	09401-18410	CLIP	1	
32	09482-00427	SPARK PLUG (BKR6E)	4	NGK
33	11115-93J10-001	GUIDE, VALVE (OS)	16	OPT

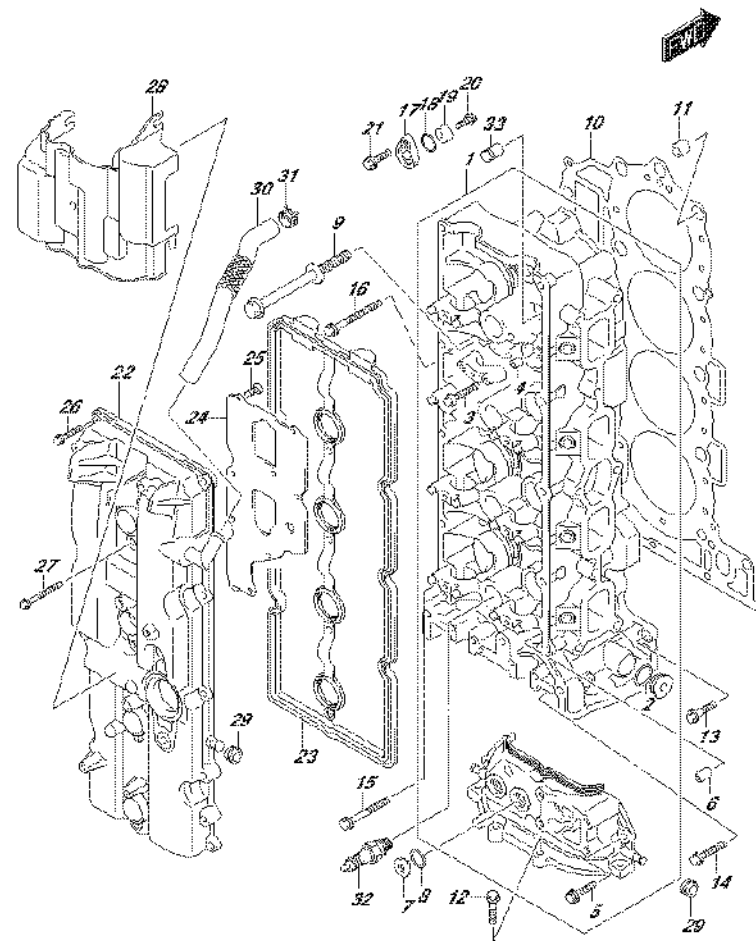


FIG.111M

FIG.111M (1-B-13) CYLINDER HEAD (DF175TG E40)

REF NO.	PART NO.	DESCRIPTION	Q'TY	REMARKS
1	11101-96J02	HEAD ASSY, CYLINDER	1	
2	11216-90J00	.GASKET	5	
3	09103-06266	.BOLT (6X40)	20	
4	09206-08001	.PIN (8X11)	18	
5	01547-06207	.BOLT	2	
6	11112-84400	PLUG, OIL VENTURI	1	
7	11116-93J01	PLUG	2	
8	09168-16009	GASKET (16X22X0.8)	2	
9	11119-96J00	BOLT, CYLINDER HEAD	10	
10	11141-96J01	GASKET, CYLINDER HEAD	1	
11	09206-15001	PIN (12.4X15X17)	2	
12	01550-08257	BOLT	4	
13	01550-08257	BOLT	1	
14	01550-0835A	BOLT	2	
15	01550-08457	BOLT	1	
16	01550-08607	BOLT	6	
17	11261-93J00	COVER, PROTECTION ANODE	3	
18	09280-22019	O RING (D:1.9,ID:21.8)	3	
19	55321-87J01	ANODE, PROTECTION	3	
20	09103-06281	BOLT (6X14)	3	
21	01550-08207	BOLT	3	
22	11170-96J11	COVER, CYLINDER HEAD	1	
23	11189-96J00	GASKET, CYLINDER HEAD COVER	1	
24	11173-96J00	PLATE, BREATHER	1	
25	02112-0612A	SCREW	8	
26	01547-06257	BOLT	10	
27	01547-06507	BOLT	4	
28	11191-96J00	GUIDE, AIR INTAKE NO.2	1	
29	09320-08076	GROMMET	4	
30	11174-96J00	HOSE, BREATHER	1	
31	09401-18410	CLIP	1	
32	09482-00427	SPARK PLUG (BKR6E)	4	NGK
33	11115-93J10-001	GUIDE, VALVE (OS)	16	OPT

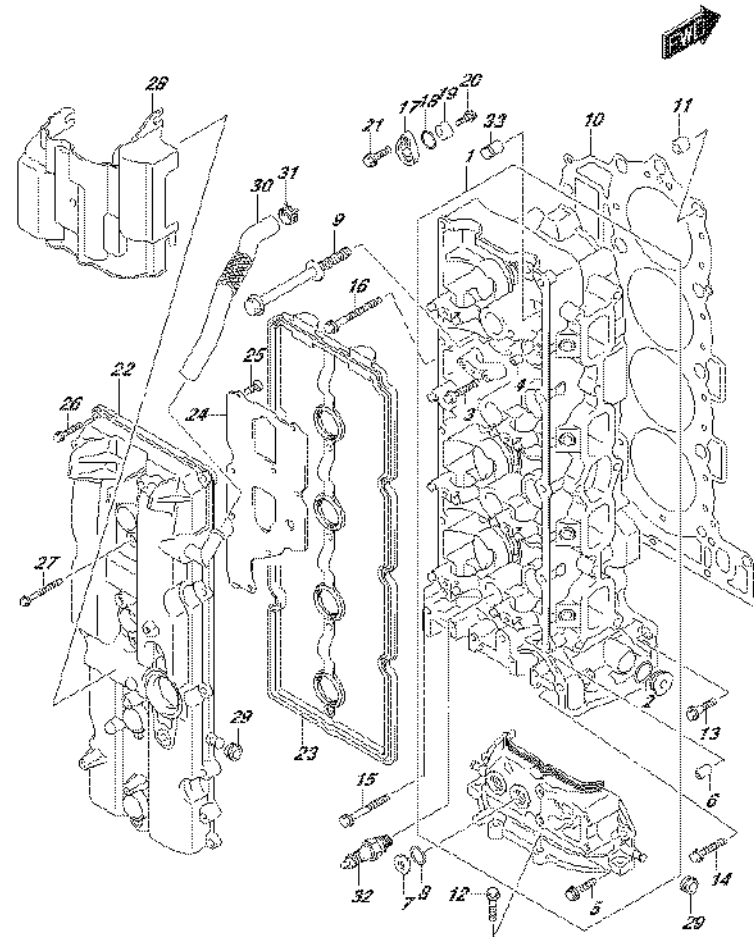


FIG.111N

FIG.111N (1-B-14) CYLINDER HEAD (DF175Z E01)

REF NO.	PART NO.	DESCRIPTION	Q'TY	REMARKS
1	11101-96J02	HEAD ASSY, CYLINDER	1	
2	11216-90J00	.GASKET	5	
3	09103-06266	.BOLT (6X40)	20	
4	09206-08001	.PIN (8X11)	18	
5	01547-06207	.BOLT	2	
6	11112-84400	PLUG, OIL VENTURI	1	
7	11116-93J01	PLUG	2	
8	09168-16009	GASKET (16X22X0.8)	2	
9	11119-96J00	BOLT, CYLINDER HEAD	10	
10	11141-96J01	GASKET, CYLINDER HEAD	1	
11	09206-15001	PIN (12.4X15X17)	2	
12	01550-08257	BOLT	4	
13	01550-08257	BOLT	1	
14	01550-0835A	BOLT	2	
15	01550-08457	BOLT	1	
16	01550-08607	BOLT	6	
17	11261-93J00	COVER, PROTECTION ANODE	3	
18	09280-22019	O RING (D:1.9,ID:21.8)	3	
19	55321-87J01	ANODE, PROTECTION	3	
20	09103-06281	BOLT (6X14)	3	
21	01550-08207	BOLT	3	
22	11170-96J11	COVER, CYLINDER HEAD	1	
23	11189-96J00	GASKET, CYLINDER HEAD COVER	1	
24	11173-96J00	PLATE, BREATHER	1	
25	02112-0612A	SCREW	8	
26	01547-06257	BOLT	10	
27	01547-06507	BOLT	4	
28	11191-96J00	GUIDE, AIR INTAKE NO.2	1	
29	09320-08076	GROMMET	4	
30	11174-96J00	HOSE, BREATHER	1	
31	09401-18410	CLIP	1	
32	09482-00427	SPARK PLUG (BKR6E)	4	NGK
33	11115-93J10-001	GUIDE, VALVE (OS)	16	OPT

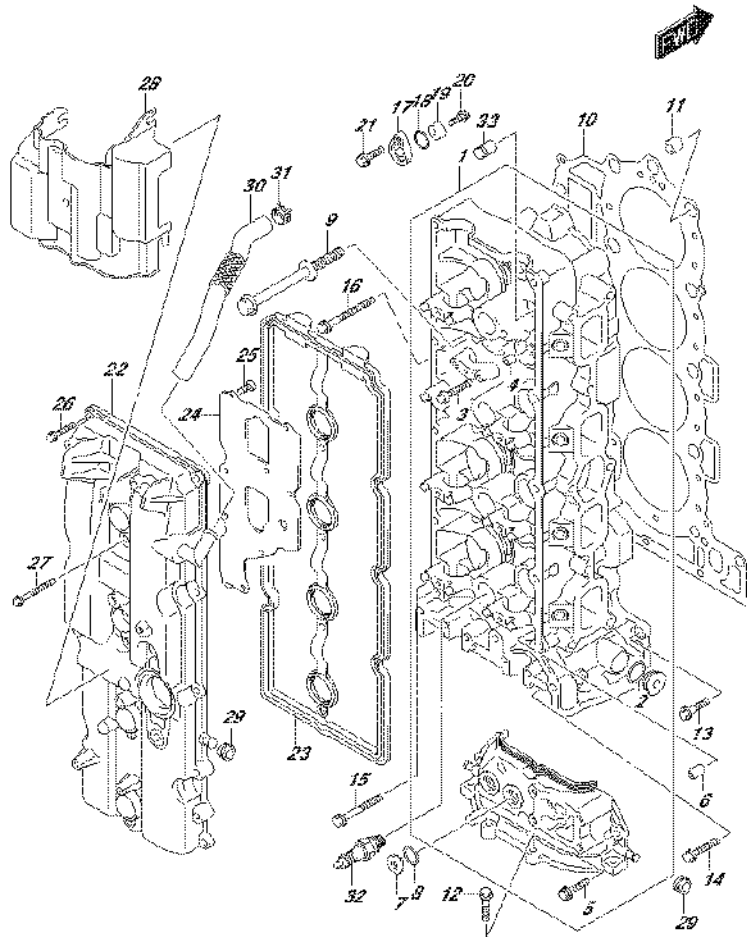


FIG.111P

FIG.111P (1-B-15) CYLINDER HEAD (DF175Z E40)

REF NO.	PART NO.	DESCRIPTION	Q'TY	REMARKS
1	11101-96J02	HEAD ASSY, CYLINDER	1	
2	11216-90J00	.GASKET	5	
3	09103-06266	.BOLT (6X40)	20	
4	09206-08001	.PIN (8X11)	18	
5	01547-06207	.BOLT	2	
6	11112-84400	PLUG, OIL VENTURI	1	
7	11116-93J01	PLUG	2	
8	09168-16009	GASKET (16X22X0.8)	2	
9	11119-96J00	BOLT, CYLINDER HEAD	10	
10	11141-96J01	GASKET, CYLINDER HEAD	1	
11	09206-15001	PIN (12.4X15X17)	2	
12	01550-08257	BOLT	4	
13	01550-08257	BOLT	1	
14	01550-0835A	BOLT	2	
15	01550-08457	BOLT	1	
16	01550-08607	BOLT	6	
17	11261-93J00	COVER, PROTECTION ANODE	3	
18	09280-22019	O RING (D:1.9,ID:21.8)	3	
19	55321-87J01	ANODE, PROTECTION	3	
20	09103-06281	BOLT (6X14)	3	
21	01550-08207	BOLT	3	
22	11170-96J11	COVER, CYLINDER HEAD	1	
23	11189-96J00	GASKET, CYLINDER HEAD COVER	1	
24	11173-96J00	PLATE, BREATHER	1	
25	02112-0612A	SCREW	8	
26	01547-06257	BOLT	10	
27	01547-06507	BOLT	4	
28	11191-96J00	GUIDE, AIR INTAKE NO.2	1	
29	09320-08076	GROMMET	4	
30	11174-96J00	HOSE, BREATHER	1	
31	09401-18410	CLIP	1	
32	09482-00427	SPARK PLUG (BKR6E)	4	NGK
33	11115-93J10-001	GUIDE, VALVE (OS)	16	OPT

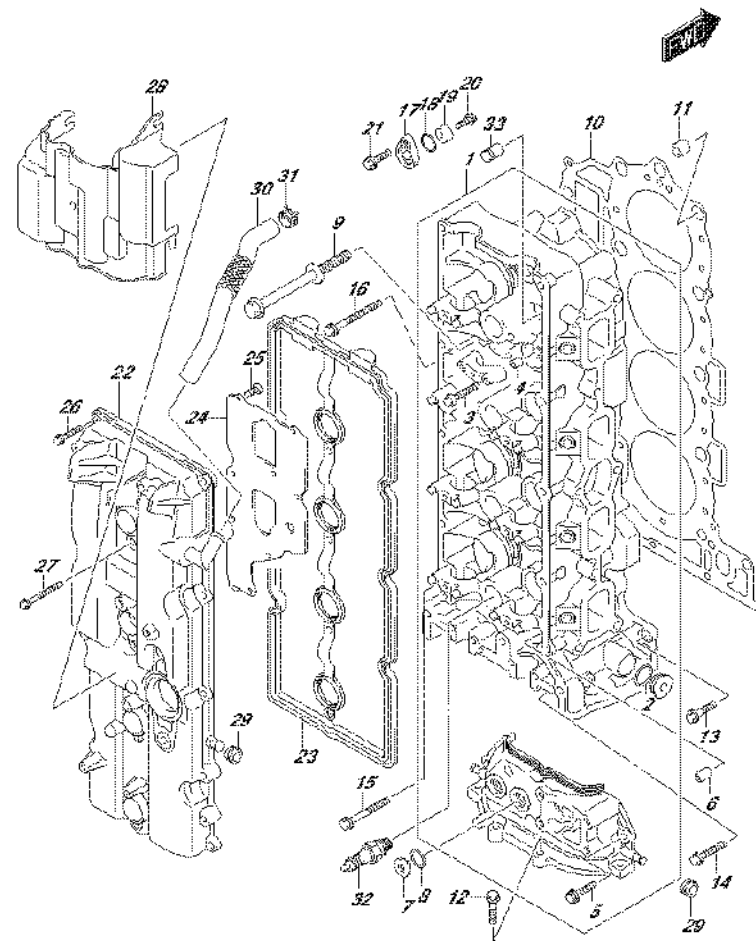


FIG.111R

FIG.111R (1-C-2) CYLINDER HEAD (DF175ZG E01)

REF NO.	PART NO.	DESCRIPTION	Q'TY	REMARKS
1	11101-96J02	HEAD ASSY, CYLINDER	1	
2	11216-90J00	.GASKET	5	
3	09103-06266	.BOLT (6X40)	20	
4	09206-08001	.PIN (8X11)	18	
5	01547-06207	.BOLT	2	
6	11112-84400	PLUG, OIL VENTURI	1	
7	11116-93J01	PLUG	2	
8	09168-16009	GASKET (16X22X0.8)	2	
9	11119-96J00	BOLT, CYLINDER HEAD	10	
10	11141-96J01	GASKET, CYLINDER HEAD	1	
11	09206-15001	PIN (12.4X15X17)	2	
12	01550-08257	BOLT	4	
13	01550-08257	BOLT	1	
14	01550-0835A	BOLT	2	
15	01550-08457	BOLT	1	
16	01550-08607	BOLT	6	
17	11261-93J00	COVER, PROTECTION ANODE	3	
18	09280-22019	O RING (D:1.9,ID:21.8)	3	
19	55321-87J01	ANODE, PROTECTION	3	
20	09103-06281	BOLT (6X14)	3	
21	01550-08207	BOLT	3	
22	11170-96J11	COVER, CYLINDER HEAD	1	
23	11189-96J00	GASKET, CYLINDER HEAD COVER	1	
24	11173-96J00	PLATE, BREATHER	1	
25	02112-0612A	SCREW	8	
26	01547-06257	BOLT	10	
27	01547-06507	BOLT	4	
28	11191-96J00	GUIDE, AIR INTAKE NO.2	1	
29	09320-08076	GROMMET	4	
30	11174-96J00	HOSE, BREATHER	1	
31	09401-18410	CLIP	1	
32	09482-00427	SPARK PLUG (BKR6E)	4	NGK
33	11115-93J10-001	GUIDE, VALVE (OS)	16	OPT

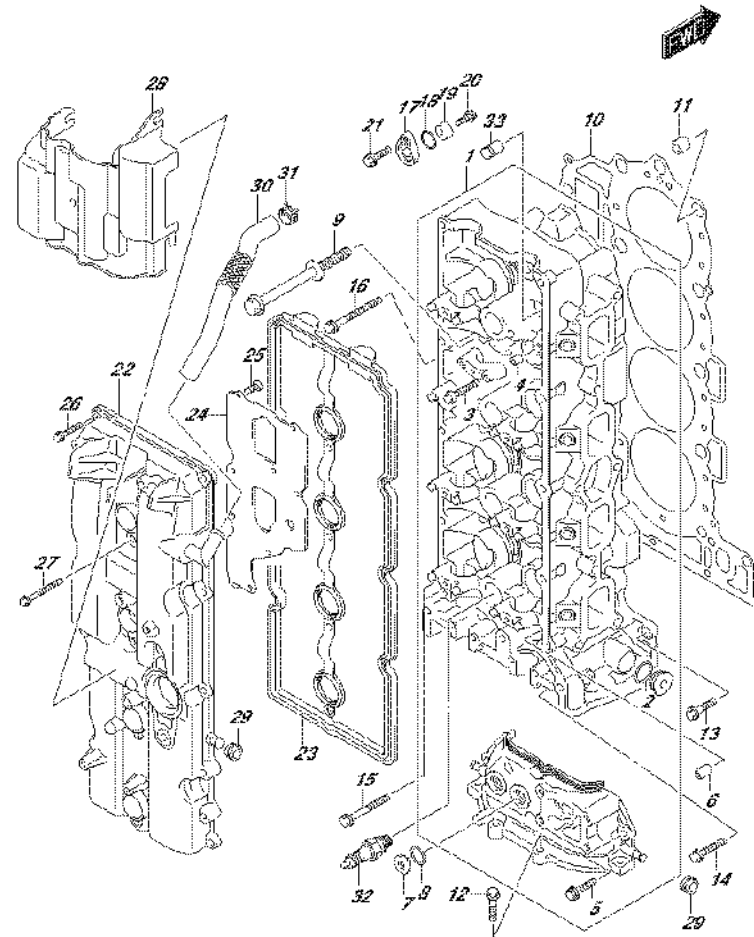


FIG.111S

FIG.111S (1-C-3) CYLINDER HEAD (DF175ZG E40)

REF NO.	PART NO.	DESCRIPTION	Q'TY	REMARKS
1	11101-96J02	HEAD ASSY, CYLINDER	1	
2	11216-90J00	.GASKET	5	
3	09103-06266	.BOLT (6X40)	20	
4	09206-08001	.PIN (8X11)	18	
5	01547-06207	.BOLT	2	
6	11112-84400	PLUG, OIL VENTURI	1	
7	11116-93J01	PLUG	2	
8	09168-16009	GASKET (16X22X0.8)	2	
9	11119-96J00	BOLT, CYLINDER HEAD	10	
10	11141-96J01	GASKET, CYLINDER HEAD	1	
11	09206-15001	PIN (12.4X15X17)	2	
12	01550-08257	BOLT	4	
13	01550-08257	BOLT	1	
14	01550-0835A	BOLT	2	
15	01550-08457	BOLT	1	
16	01550-08607	BOLT	6	
17	11261-93J00	COVER, PROTECTION ANODE	3	
18	09280-22019	O RING (D:1.9,ID:21.8)	3	
19	55321-87J01	ANODE, PROTECTION	3	
20	09103-06281	BOLT (6X14)	3	
21	01550-08207	BOLT	3	
22	11170-96J11	COVER, CYLINDER HEAD	1	
23	11189-96J00	GASKET, CYLINDER HEAD COVER	1	
24	11173-96J00	PLATE, BREATHER	1	
25	02112-0612A	SCREW	8	
26	01547-06257	BOLT	10	
27	01547-06507	BOLT	4	
28	11191-96J00	GUIDE, AIR INTAKE NO.2	1	
29	09320-08076	GROMMET	4	
30	11174-96J00	HOSE, BREATHER	1	
31	09401-18410	CLIP	1	
32	09482-00427	SPARK PLUG (BKR6E)	4	NGK
33	11115-93J10-001	GUIDE, VALVE (OS)	16	OPT

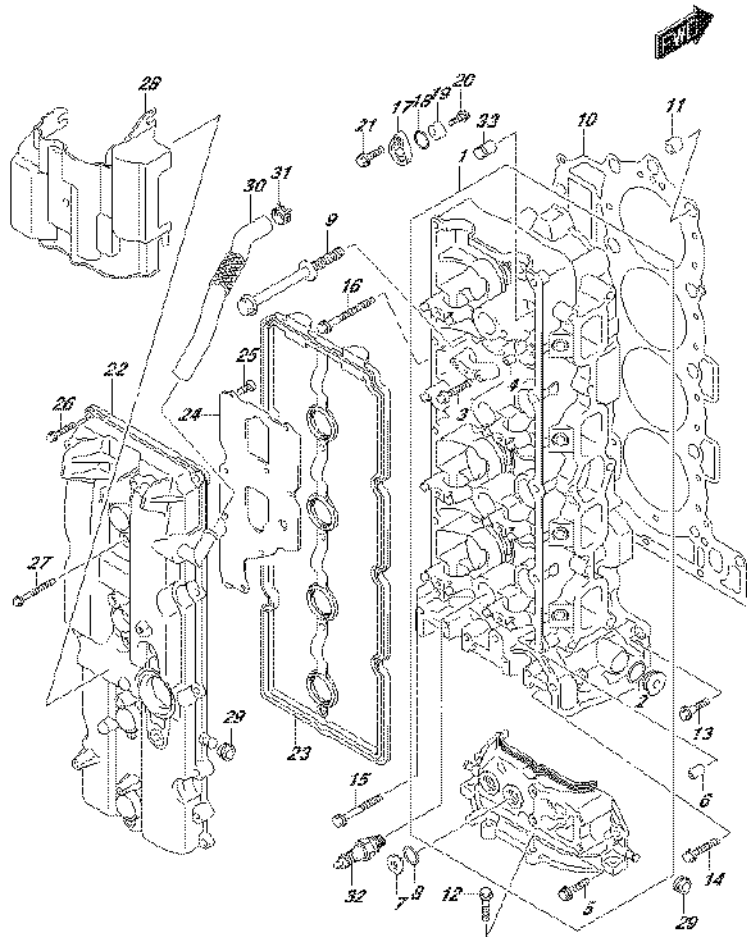


FIG.113A

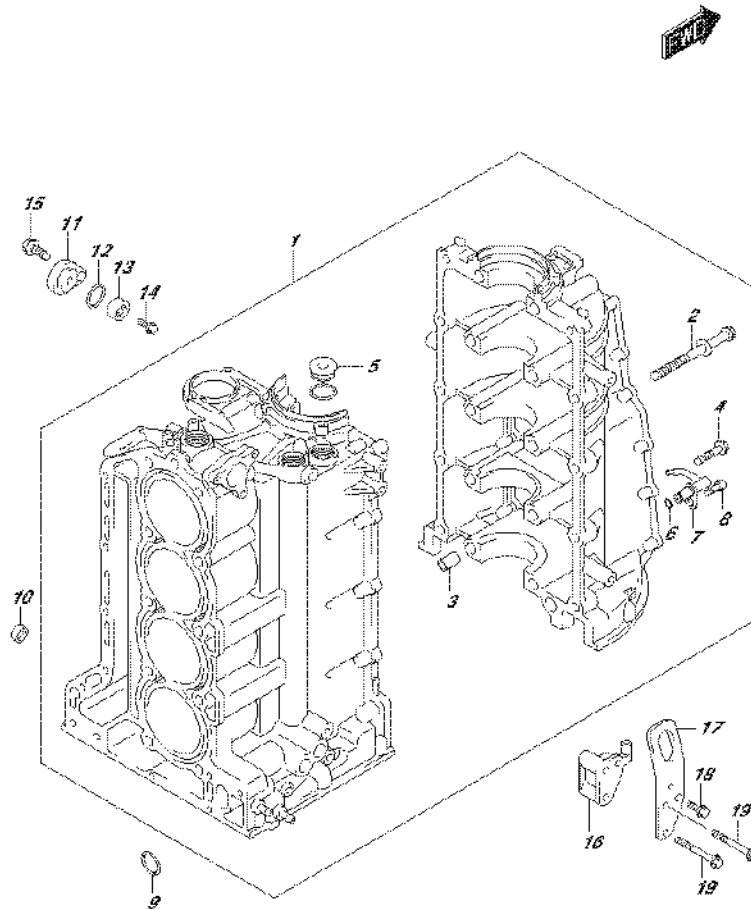
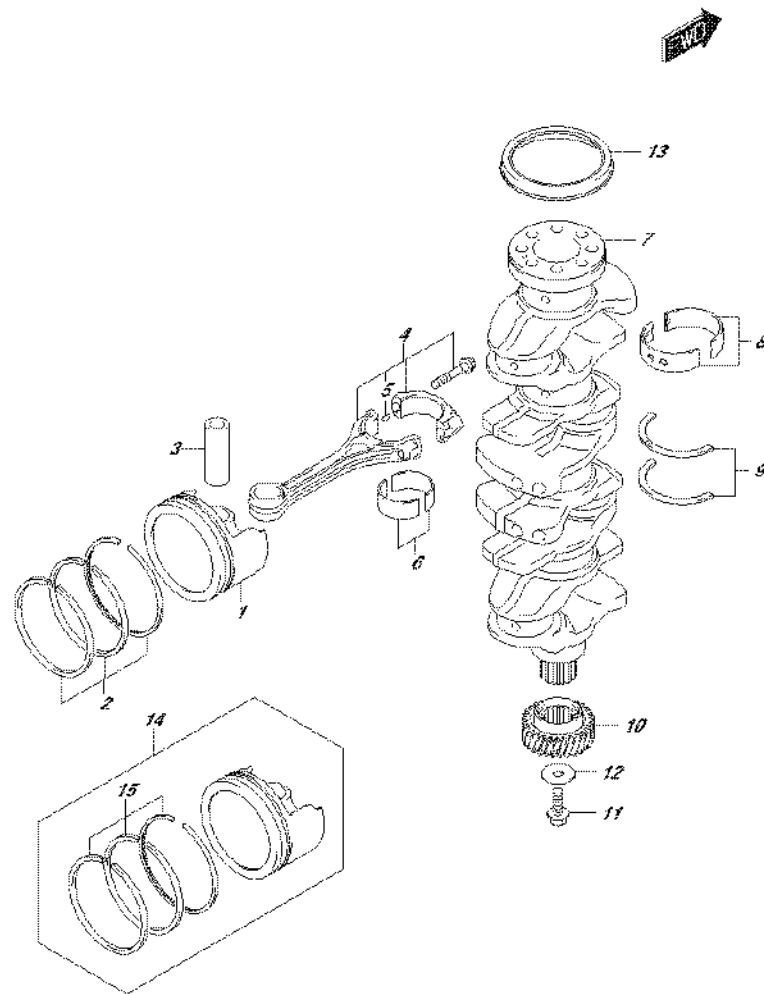


FIG.113A (1-C-4) CYLINDER BLOCK

REF NO.	PART NO.	DESCRIPTION	Q'TY	REMARKS
1	11300-96J20	BLOCK ASSY, CYLINDER	1	
2	11117-96J01	.BOLT, CRANKCASE (11X128)	10	
3	09206-14004	.PIN (14X11.4X23)	5	
4	09103-10284	.BOLT (10X45)	10	
5	09248-26001	.PLUG (26X11)	4	
6	09280-05007	.O RING (D:1.2,ID:4.7)	4	
7	11390-96J00	.JET, PISTON COOLING	4	
8	09106-06075	.BOLT (6X12)	4	
9	11318-96J00	O RING, BALANCER OIL GALLERY	1	
10	09329-14002	CUSHION	2	
11	11261-93J00	COVER, PROTECTION ANODE	1	
12	09280-22019	O RING (D:1.9,ID:21.8)	1	
13	55321-87J01	ANODE, PROTECTION	1	
14	09103-06281	BOLT (6X14)	1	
15	01550-08207	BOLT	1	
16	11294-96J00	BRACKET, STBD HOOK	1	
17	11291-96J00	HOOK, ENGINE STBD	1	
18	01550-08167	BOLT	1	
19	01550-08557	BOLT	2	

FIG.116A

FIG.116A (1-C-5) CRANKSHAFT



REF NO.	PART NO.	DESCRIPTION	Q'TY	REMARKS
1	12111-96J01-0B0	PISTON	4	
2	12140-96J00	RING SET, PISTON	4	
3	12151-96J00	PIN, PISTON	4	
4	12160-96J10	CONNROD ASSY	4	
5	04221-04089	.PIN	8	
6-1	12100-96811-0A0	BEARING SET, CONNROD (GREEN)	4	
6-2	12100-96811-025	BEARING SET, CONNROD (US:0.25) (RED)	4	OPT
7	12221-96J10	CRANKSHAFT	1	
8-1	12340-96J01-0B0	BEARING SET, CRANKSHAFT (BLACK)	5	
8-2	12340-96J01-0C0	BEARING SET, CRANKSHAFT (NON)	5	
8-3	12340-96J01-0D0	BEARING SET, CRANKSHAFT (YELLOW)	5	
8-4	12340-96J01-0E0	BEARING SET, CRANKSHAFT (BLUE)	5	
8-5	12340-96J01-0F0	BEARING SET, CRANKSHAFT (PINK)	5	
8-6	12300-96811-0BA	BEARING SET, CRANKSHAFT (RED/BLACK)	5	OPT US:0.25
8-7	12300-96811-0CA	BEARING SET, CRANKSHAFT (RED)	5	OPT US:0.25
8-8	12300-96811-0DA	BEARING SET, CRANKSHAFT (RED/YELLOW)	5	OPT US:0.25
8-9	12300-96811-0EA	BEARING SET, CRANKSHAFT (RED/BLUE)	5	OPT US:0.25
8-10	12300-96811-0FA	BEARING SET, CRANKSHAFT (RED/PINK)	5	OPT US:0.25
9-1	12300-85830	BEARING SET, CRANK THRUST	1	
9-2	12300-85830-012	BEARING SET, CRANK THRUST (OS:0.12)	1	OPT
10	12242-96J00	GEAR, DRIVE (NT:30)	1	
11	09103-10229	BOLT (10X32)	1	
12	09160-10120	WASHER (10X42X3)	1	
13	09283-91001	OIL SEAL (91X109X10)	1	

FIG.116A

FIG.116A (1-C-6) CRANKSHAFT

REF NO.	PART NO.	DESCRIPTION	Q'TY	REMARKS
14	12100-96J01-050	PISTON SET (OS:0.50)	4	OPT
15	12140-96J00-050	.RING SET, PISTON (OS:0.50)	4	OPT

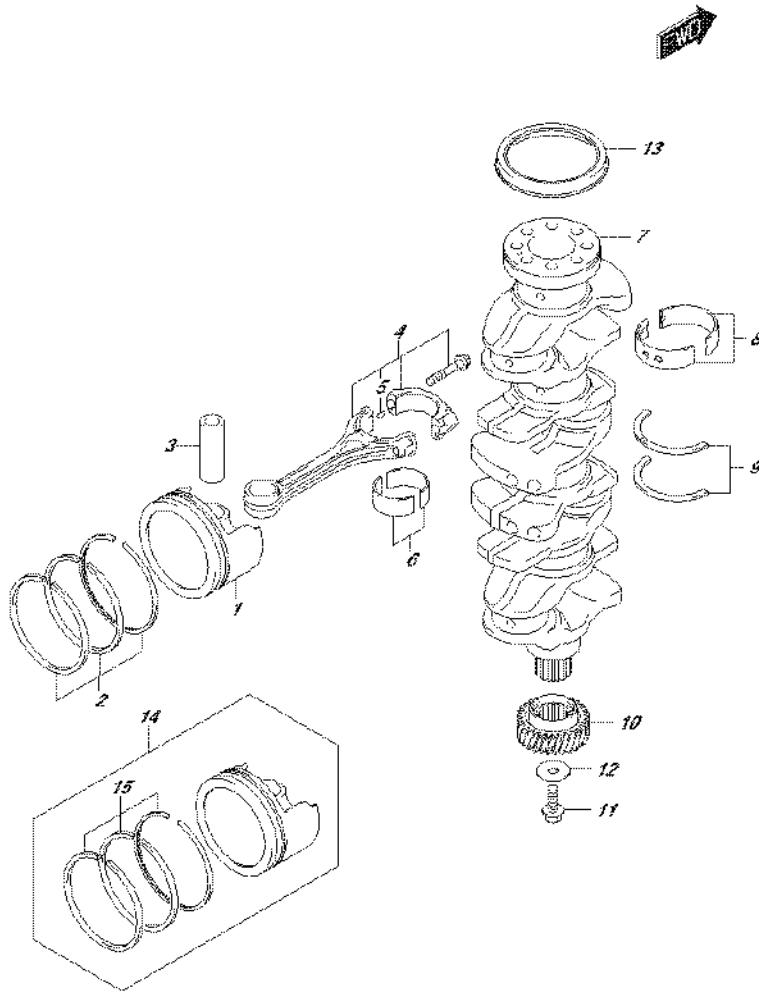


FIG.118A

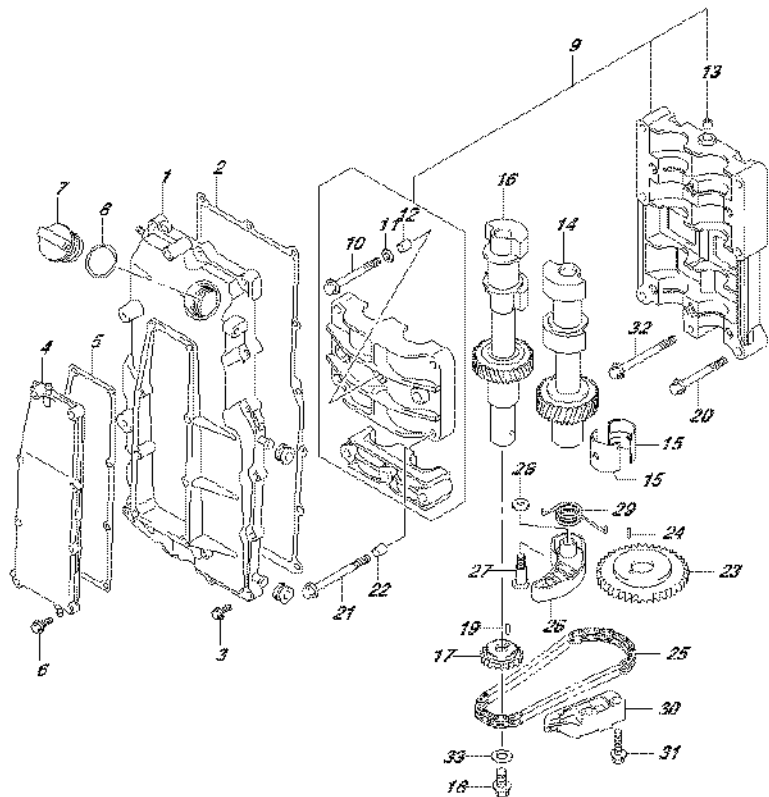
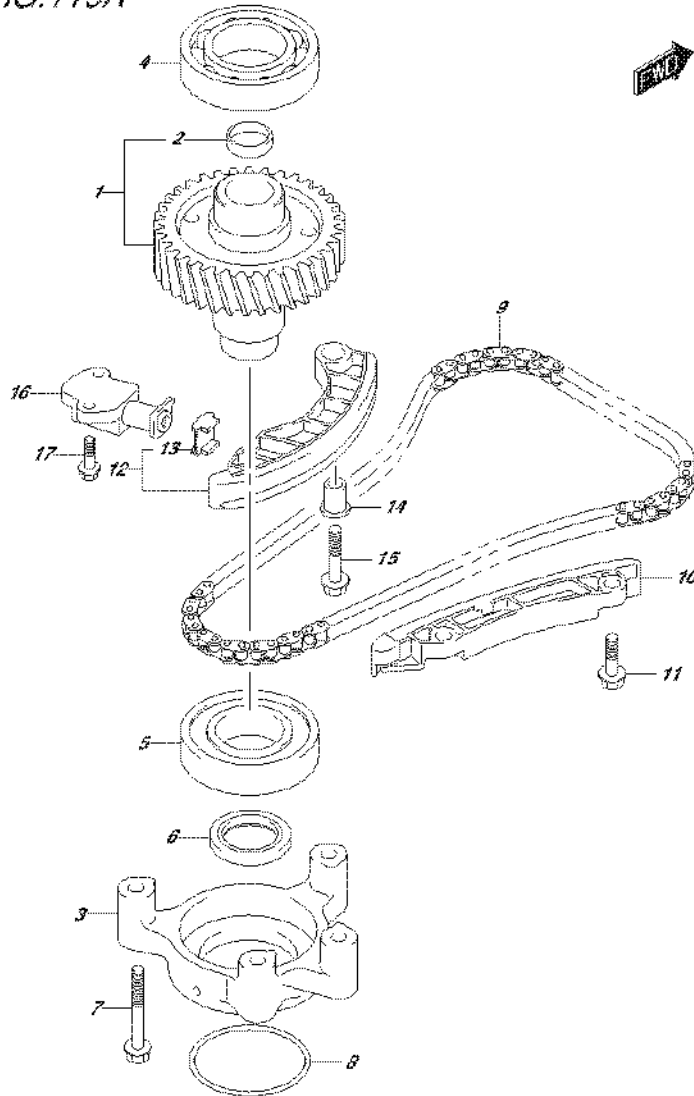


FIG.118A (1-C-7) BALANCER

REF NO.	PART NO.	DESCRIPTION	Q'TY	REMARKS
1	11330-96J10	COVER, BALANCER SHAFT	1	
2	11332-96J00	GASKET, BALANCER COVER	1	
3	01550-06257	BOLT	15	
4	11340-96J00	COVER, BALANCER WATER JACKET	1	
5	11342-96J00	GASKET, BAL WTR JACKET COVER	1	
6	01550-06257	BOLT	8	
7	11382-93J00	CAP, OIL FILLER	1	
8	09280-26006	O RING (D:3.1,ID:26.4)	1	
9	12600-96J01	HOUSING ASSY, BALANCER	1	
10	12643-96J00	.BOLT	6	
11	12644-96J00	.WASHER	6	
12	04211-11129	.PIN	4	
13	09246-05006	.PLUG (1/8PT,H:5.5)	2	
14	12660-96J10	BALANCER, PORT	1	
15	12645-96J00	BEARING, BALANCER	8	
16	12650-96J10	BALANCER, STBD	1	
17	12665-96J00	SPROCKET, BAL DRIVEN (NT:23)	1	
18	01550-1020A	BOLT	1	
19	04221-04089	PIN	1	
20	09103-08414	BOLT (8X53)	2	
21	09103-08423	BOLT (8X80)	4	
22	04211-11129	PIN	2	
23	12662-96J00	SPROCKET, BAL DRIVE (NT:46)	1	
24	09202-05032	PIN (5X12)	1	
25	12670-96J00	CHAIN, BALANCER	1	
26	12671-96J01	TENSIONER, BALANCER CHAIN	1	
27	12672-96J01	BOLT, BAL CHAIN TENSIONER	1	
28	09160-08079	WASHER (8X17X2)	1	
29	12673-96J00	SPRING, BAL CHAIN TENSIONER	1	
30	12695-96J00	GUIDE, BALANCER CHAIN	1	
31	01550-0825A	BOLT	2	
32	09103-08158	BOLT (8X75)	1	
33	09160-10039	WASHER (10.5X22X2.3)	1	



FIG.119A



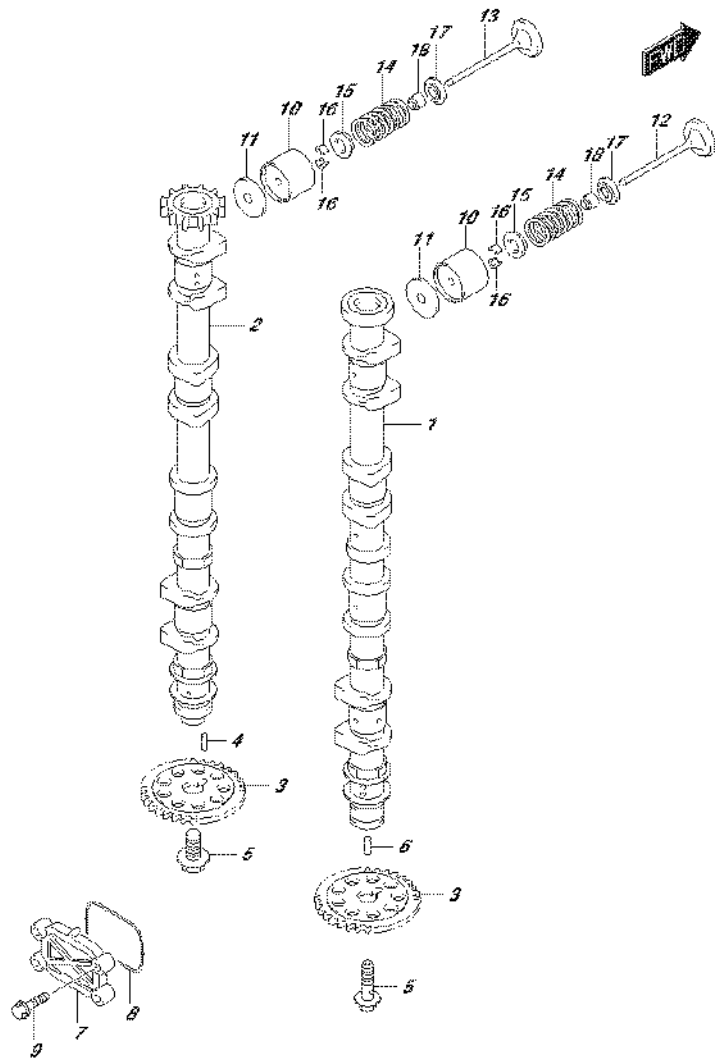
DF175_E01_016_119A
TIMING CHAIN

FIG.119A (1-C-8) TIMING CHAIN

REF NO.	PART NO.	DESCRIPTION	Q'TY	REMARKS
1	12730-96J01	GEAR, DRIVEN (NT:36)	1	
2	09241-25005	.PLUG (OD:25)	1	
3	12734-96J00	HOLDER, DRIVEN GEAR	1	
4	08110-62080	BEARING	1	
5	09262-40018	BEARING (40X80X18)	1	
6	09283-32044	OIL SEAL (32X47X6)	1	
7	09103-08339	BOLT (8X55)	4	
8	09280-70012	O RING (D:5.7,ID:69.6)	1	
9	12761-96J00	CHAIN, TIMING	1	
10	12772-96J00	GUIDE, TIMING CHAIN	1	
11	01550-0825A	BOLT	2	
12	12810-96J00	TENSIONER ASSY, TIMING CHAIN	1	
13	12813-73G00	.PAD, TIMING CHAIN TENSIONER	1	
14	12812-90J00	SPACER, TIMING CHAIN TENSIONER	1	
15	01550-0835A	BOLT	1	
16	12831-93J01	ADJUSTER ASSY, TENSIONER	1	
17	01550-0620A	BOLT	2	

DF175_E01_016

FIG.121A



DF175_E01_016_121A
CAMSHAFT

FIG.121A (1-C-9) CAMSHAFT (DF150T E01)

REF NO.	PART NO.	DESCRIPTION	Q'TY	REMARKS
1	12701-96J20	CAMSHAFT, INTAKE	1	
2	12705-96J20	CAMSHAFT, EXHAUST	1	
3	12748-96J00	SPROCKET, CAMSHAFT (NT:30)	2	
4	09202-05033	PIN (5X14.8)	1	
5	12749-93J00	BOLT, CAMSHAFT	2	
6	09202-05032	PIN (5X12)	1	
7	16551-93J00	PLATE, OIL CONTROL	1	
8	16559-93J00	GASKET, OCV PLATE	1	
9	01550-06257	BOLT	4	
10	12891-93J00	TAPPET	16	
11-1	12892-93J00-218	SHIM, TAPPET (T:2.175)	16	
11-2	12892-93J00-220	SHIM, TAPPET (T:2.200)	16	
11-3	12892-93J00-223	SHIM, TAPPET (T:2.225)	16	
11-4	12892-93J00-225	SHIM, TAPPET (T:2.250)	16	
11-5	12892-93J00-228	SHIM, TAPPET (T:2.275)	16	
11-6	12892-93J00-230	SHIM, TAPPET (T:2.300)	16	
11-7	12892-93J00-233	SHIM, TAPPET (T:2.325)	16	
11-8	12892-93J00-235	SHIM, TAPPET (T:2.350)	16	
11-9	12892-93J00-238	SHIM, TAPPET (T:2.375)	16	
11-10	12892-93J00-240	SHIM, TAPPET (T:2.400)	16	
11-11	12892-93J00-243	SHIM, TAPPET (T:2.425)	16	
11-12	12892-93J00-245	SHIM, TAPPET (T:2.450)	16	
11-13	12892-93J00-248	SHIM, TAPPET (T:2.475)	16	
11-14	12892-93J00-250	SHIM, TAPPET (T:2.500)	16	
11-15	12892-93J00-253	SHIM, TAPPET (T:2.525)	16	
11-16	12892-93J00-255	SHIM, TAPPET (T:2.550)	16	
11-17	12892-93J00-258	SHIM, TAPPET (T:2.575)	16	
11-18	12892-93J00-260	SHIM, TAPPET (T:2.600)	16	
11-19	12892-93J00-263	SHIM, TAPPET (T:2.625)	16	
11-20	12892-93J00-265	SHIM, TAPPET (T:2.650)	16	
11-21	12892-93J00-268	SHIM, TAPPET (T:2.675)	16	
11-22	12892-93J00-270	SHIM, TAPPET (T:2.700)	16	
11-23	12892-93J00-273	SHIM, TAPPET (T:2.725)	16	
11-24	12892-93J00-275	SHIM, TAPPET (T:2.750)	16	

DF175_E01_016

FIG.121A

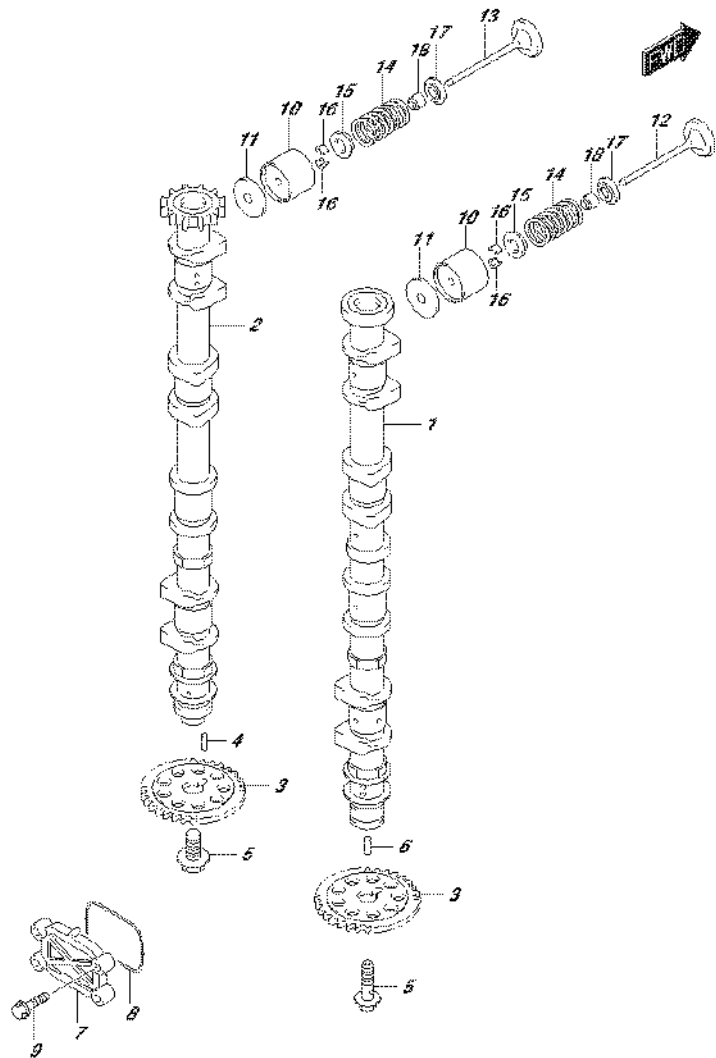
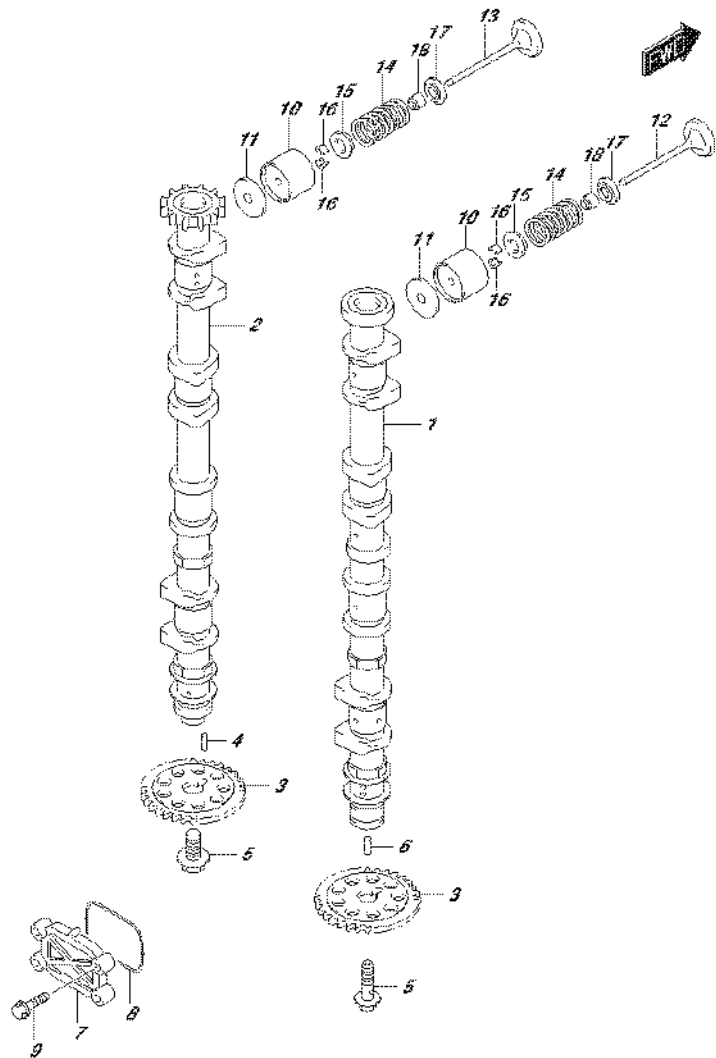


FIG.121A (1-C-10) CAMSHAFT (DF150T E01)

REF NO.	PART NO.	DESCRIPTION	Q'TY	REMARKS
11-25	12892-93J00-278	SHIM, TAPPET (T:2.775)	16	
11-26	12892-93J00-280	SHIM, TAPPET (T:2.800)	16	
11-27	12892-93J00-283	SHIM, TAPPET (T:2.825)	16	
11-28	12892-93J00-285	SHIM, TAPPET (T:2.850)	16	
11-29	12892-93J00-288	SHIM, TAPPET (T:2.875)	16	
11-30	12892-93J00-290	SHIM, TAPPET (T:2.900)	16	
11-31	12892-93J00-293	SHIM, TAPPET (T:2.925)	16	
11-32	12892-93J00-295	SHIM, TAPPET (T:2.950)	16	
11-33	12892-93J00-298	SHIM, TAPPET (T:2.975)	16	
11-34	12892-93J00-300	SHIM, TAPPET (T:3.000)	16	
12	12911-93J00	VALVE, INTAKE	8	
13	12915-93J50	VALVE, EXHAUST	8	
14	12921-93J10	SPRING, VALVE	16	
15	12931-78G00	RETAINER, VALVE SPRING	16	
16	12932-24400	COTTER, VALVE	32	
17	12933-69G10	SEAT, VALVE SPRING	16	
18	09289-05012	OIL SEAL (5.5X11.5X9.3)	16	

FIG.121B



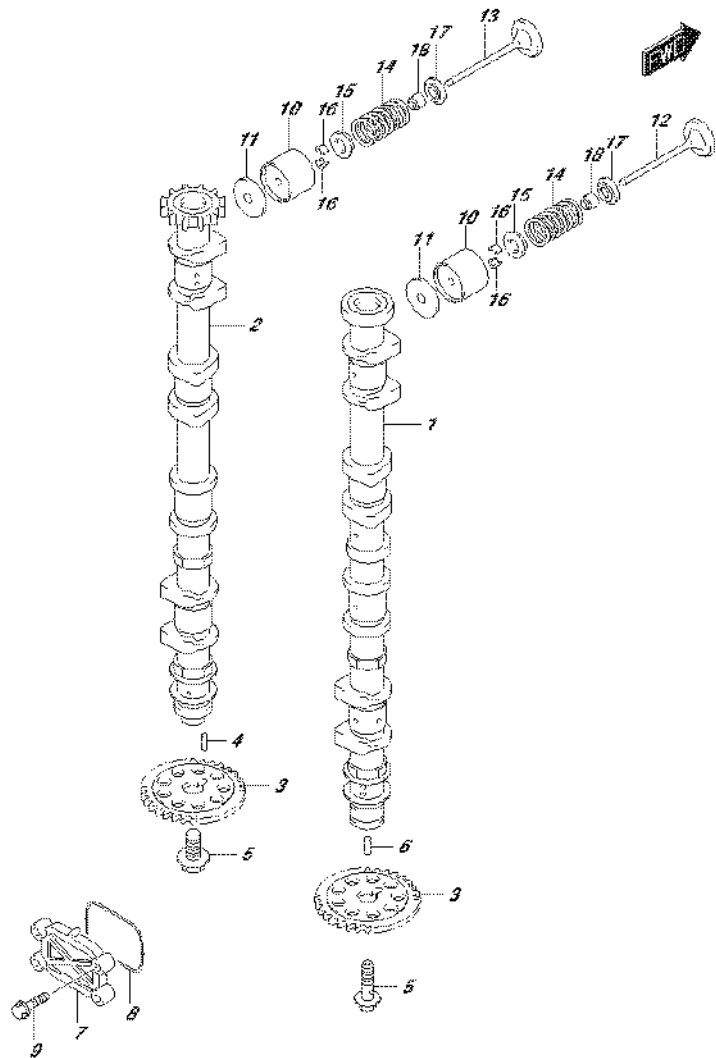
DF175_E01_016_121B
CAMSHAFT

FIG.121B (1-C-11) CAMSHAFT (DF150T E40)

REF NO.	PART NO.	DESCRIPTION	Q'TY	REMARKS
1	12701-96J20	CAMSHAFT, INTAKE	1	
2	12705-96J20	CAMSHAFT, EXHAUST	1	
3	12748-96J00	SPROCKET, CAMSHAFT (NT:30)	2	
4	09202-05033	PIN (5X14.8)	1	
5	12749-93J00	BOLT, CAMSHAFT	2	
6	09202-05032	PIN (5X12)	1	
7	16551-93J00	PLATE, OIL CONTROL	1	
8	16559-93J00	GASKET, OCV PLATE	1	
9	01550-06257	BOLT	4	
10	12891-93J00	TAPPET	16	
11-1	12892-93J00-218	SHIM, TAPPET (T:2.175)	16	
11-2	12892-93J00-220	SHIM, TAPPET (T:2.200)	16	
11-3	12892-93J00-223	SHIM, TAPPET (T:2.225)	16	
11-4	12892-93J00-225	SHIM, TAPPET (T:2.250)	16	
11-5	12892-93J00-228	SHIM, TAPPET (T:2.275)	16	
11-6	12892-93J00-230	SHIM, TAPPET (T:2.300)	16	
11-7	12892-93J00-233	SHIM, TAPPET (T:2.325)	16	
11-8	12892-93J00-235	SHIM, TAPPET (T:2.350)	16	
11-9	12892-93J00-238	SHIM, TAPPET (T:2.375)	16	
11-10	12892-93J00-240	SHIM, TAPPET (T:2.400)	16	
11-11	12892-93J00-243	SHIM, TAPPET (T:2.425)	16	
11-12	12892-93J00-245	SHIM, TAPPET (T:2.450)	16	
11-13	12892-93J00-248	SHIM, TAPPET (T:2.475)	16	
11-14	12892-93J00-250	SHIM, TAPPET (T:2.500)	16	
11-15	12892-93J00-253	SHIM, TAPPET (T:2.525)	16	
11-16	12892-93J00-255	SHIM, TAPPET (T:2.550)	16	
11-17	12892-93J00-258	SHIM, TAPPET (T:2.575)	16	
11-18	12892-93J00-260	SHIM, TAPPET (T:2.600)	16	
11-19	12892-93J00-263	SHIM, TAPPET (T:2.625)	16	
11-20	12892-93J00-265	SHIM, TAPPET (T:2.650)	16	
11-21	12892-93J00-268	SHIM, TAPPET (T:2.675)	16	
11-22	12892-93J00-270	SHIM, TAPPET (T:2.700)	16	
11-23	12892-93J00-273	SHIM, TAPPET (T:2.725)	16	
11-24	12892-93J00-275	SHIM, TAPPET (T:2.750)	16	

DF175_E01_016

FIG.121B



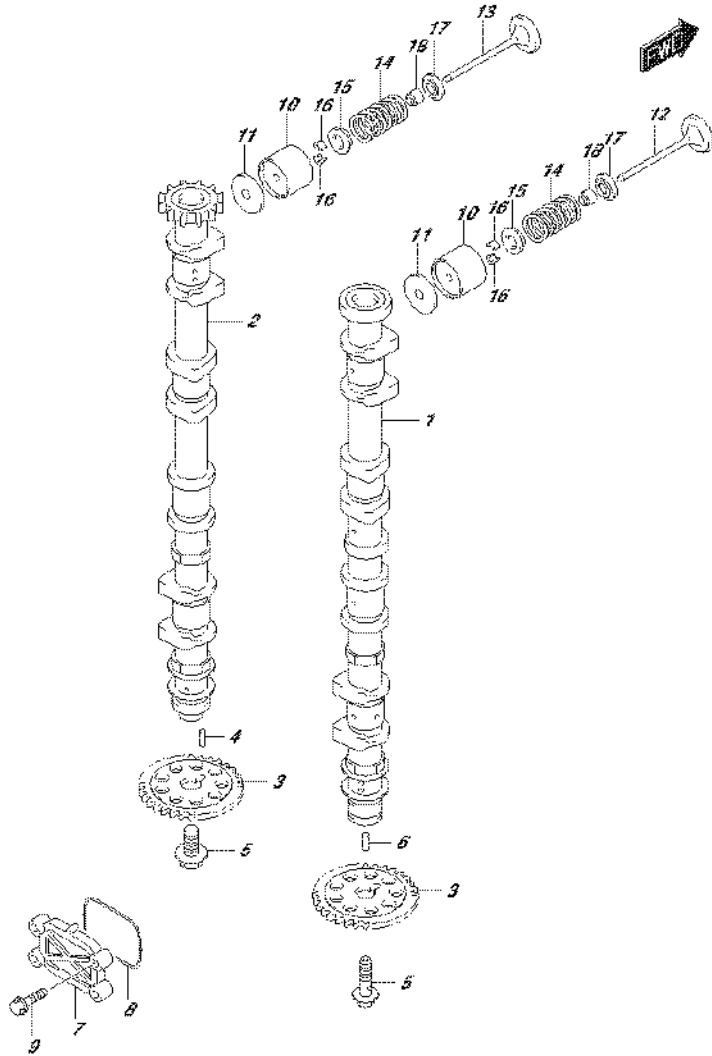
DF175_E01_016_121B
CAMSHAFT

FIG.121B (1-C-12) CAMSHAFT (DF150T E40)

REF NO.	PART NO.	DESCRIPTION	Q'TY	REMARKS
11-25	12892-93J00-278	SHIM, TAPPET (T:2.775)	16	
11-26	12892-93J00-280	SHIM, TAPPET (T:2.800)	16	
11-27	12892-93J00-283	SHIM, TAPPET (T:2.825)	16	
11-28	12892-93J00-285	SHIM, TAPPET (T:2.850)	16	
11-29	12892-93J00-288	SHIM, TAPPET (T:2.875)	16	
11-30	12892-93J00-290	SHIM, TAPPET (T:2.900)	16	
11-31	12892-93J00-293	SHIM, TAPPET (T:2.925)	16	
11-32	12892-93J00-295	SHIM, TAPPET (T:2.950)	16	
11-33	12892-93J00-298	SHIM, TAPPET (T:2.975)	16	
11-34	12892-93J00-300	SHIM, TAPPET (T:3.000)	16	
12	12911-93J00	VALVE, INTAKE	8	
13	12915-93J50	VALVE, EXHAUST	8	
14	12921-93J10	SPRING, VALVE	16	
15	12931-78G00	RETAINER, VALVE SPRING	16	
16	12932-24400	COTTER, VALVE	32	
17	12933-69G10	SEAT, VALVE SPRING	16	
18	09289-05012	OIL SEAL (5.5X11.5X9.3)	16	

DF175_E01_016

FIG.121C



DF175_E01_016_121C
CAMSHAFT

FIG.121C (1-C-13) CAMSHAFT (DF150TG E01)

REF NO.	PART NO.	DESCRIPTION	Q'TY	REMARKS
1	12701-96J20	CAMSHAFT, INTAKE	1	
2	12705-96J40	CAMSHAFT, EXHAUST	1	
3	12748-96J00	SPROCKET, CAMSHAFT (NT:30)	2	
4	09202-05033	PIN (5X14.8)	1	
5	12749-93J00	BOLT, CAMSHAFT	2	
6	09202-05032	PIN (5X12)	1	
7	16551-93J00	PLATE, OIL CONTROL	1	
8	16559-93J00	GASKET, OCV PLATE	1	
9	01550-06257	BOLT	4	
10	12891-93J00	TAPPET	16	
11-1	12892-93J00-218	SHIM, TAPPET (T:2.175)	16	
11-2	12892-93J00-220	SHIM, TAPPET (T:2.200)	16	
11-3	12892-93J00-223	SHIM, TAPPET (T:2.225)	16	
11-4	12892-93J00-225	SHIM, TAPPET (T:2.250)	16	
11-5	12892-93J00-228	SHIM, TAPPET (T:2.275)	16	
11-6	12892-93J00-230	SHIM, TAPPET (T:2.300)	16	
11-7	12892-93J00-233	SHIM, TAPPET (T:2.325)	16	
11-8	12892-93J00-235	SHIM, TAPPET (T:2.350)	16	
11-9	12892-93J00-238	SHIM, TAPPET (T:2.375)	16	
11-10	12892-93J00-240	SHIM, TAPPET (T:2.400)	16	
11-11	12892-93J00-243	SHIM, TAPPET (T:2.425)	16	
11-12	12892-93J00-245	SHIM, TAPPET (T:2.450)	16	
11-13	12892-93J00-248	SHIM, TAPPET (T:2.475)	16	
11-14	12892-93J00-250	SHIM, TAPPET (T:2.500)	16	
11-15	12892-93J00-253	SHIM, TAPPET (T:2.525)	16	
11-16	12892-93J00-255	SHIM, TAPPET (T:2.550)	16	
11-17	12892-93J00-258	SHIM, TAPPET (T:2.575)	16	
11-18	12892-93J00-260	SHIM, TAPPET (T:2.600)	16	
11-19	12892-93J00-263	SHIM, TAPPET (T:2.625)	16	
11-20	12892-93J00-265	SHIM, TAPPET (T:2.650)	16	
11-21	12892-93J00-268	SHIM, TAPPET (T:2.675)	16	
11-22	12892-93J00-270	SHIM, TAPPET (T:2.700)	16	
11-23	12892-93J00-273	SHIM, TAPPET (T:2.725)	16	
11-24	12892-93J00-275	SHIM, TAPPET (T:2.750)	16	

DF175_E01_016

FIG.121C

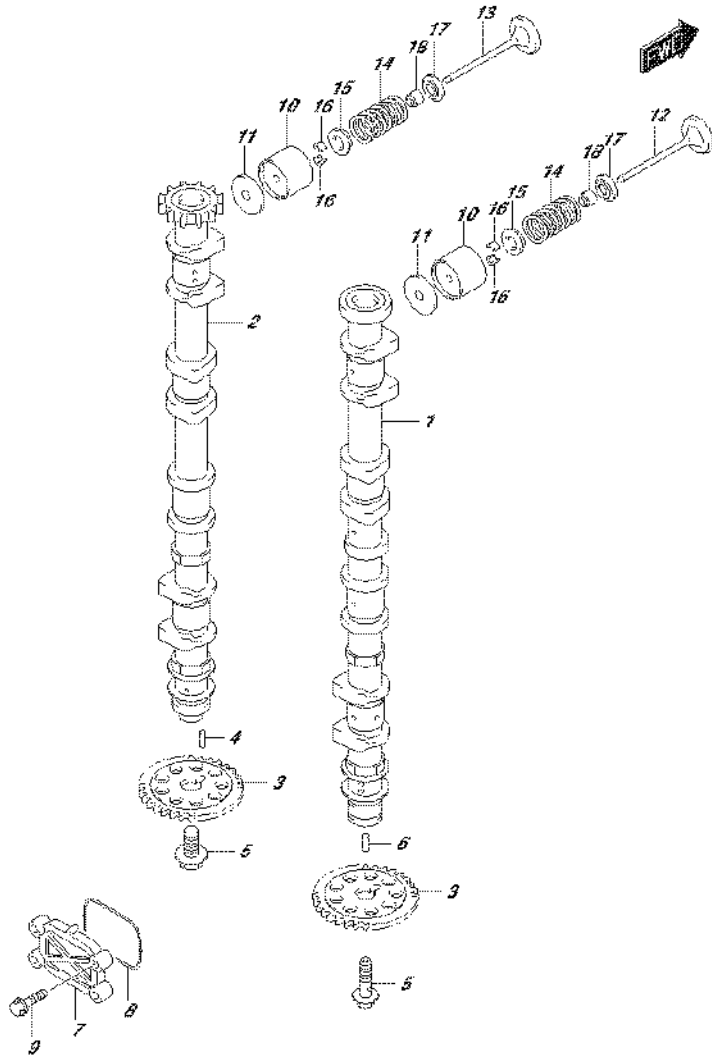
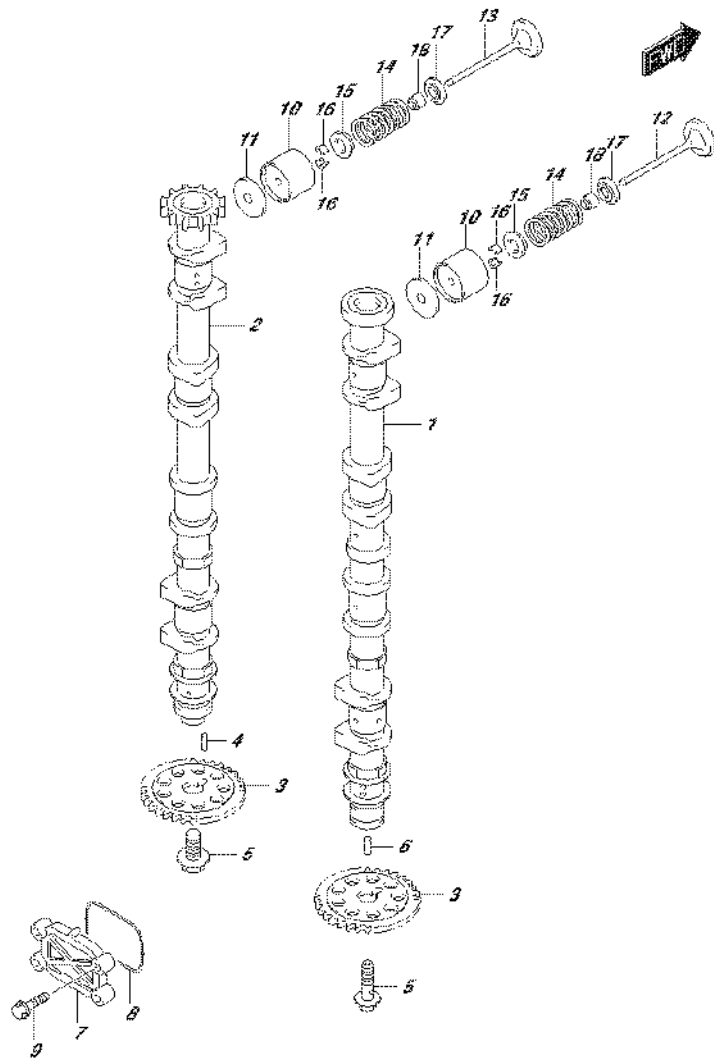


FIG.121C (1-C-14) CAMSHAFT (DF150TG E01)

REF NO.	PART NO.	DESCRIPTION	Q'TY	REMARKS
11-25	12892-93J00-278	SHIM, TAPPET (T:2.775)	16	
11-26	12892-93J00-280	SHIM, TAPPET (T:2.800)	16	
11-27	12892-93J00-283	SHIM, TAPPET (T:2.825)	16	
11-28	12892-93J00-285	SHIM, TAPPET (T:2.850)	16	
11-29	12892-93J00-288	SHIM, TAPPET (T:2.875)	16	
11-30	12892-93J00-290	SHIM, TAPPET (T:2.900)	16	
11-31	12892-93J00-293	SHIM, TAPPET (T:2.925)	16	
11-32	12892-93J00-295	SHIM, TAPPET (T:2.950)	16	
11-33	12892-93J00-298	SHIM, TAPPET (T:2.975)	16	
11-34	12892-93J00-300	SHIM, TAPPET (T:3.000)	16	
12	12911-93J00	VALVE, INTAKE	8	
13	12915-93J50	VALVE, EXHAUST	8	
14	12921-93J10	SPRING, VALVE	16	
15	12931-78G00	RETAINER, VALVE SPRING	16	
16	12932-24400	COTTER, VALVE	32	
17	12933-69G10	SEAT, VALVE SPRING	16	
18	09289-05012	OIL SEAL (5.5X11.5X9.3)	16	

FIG.121D



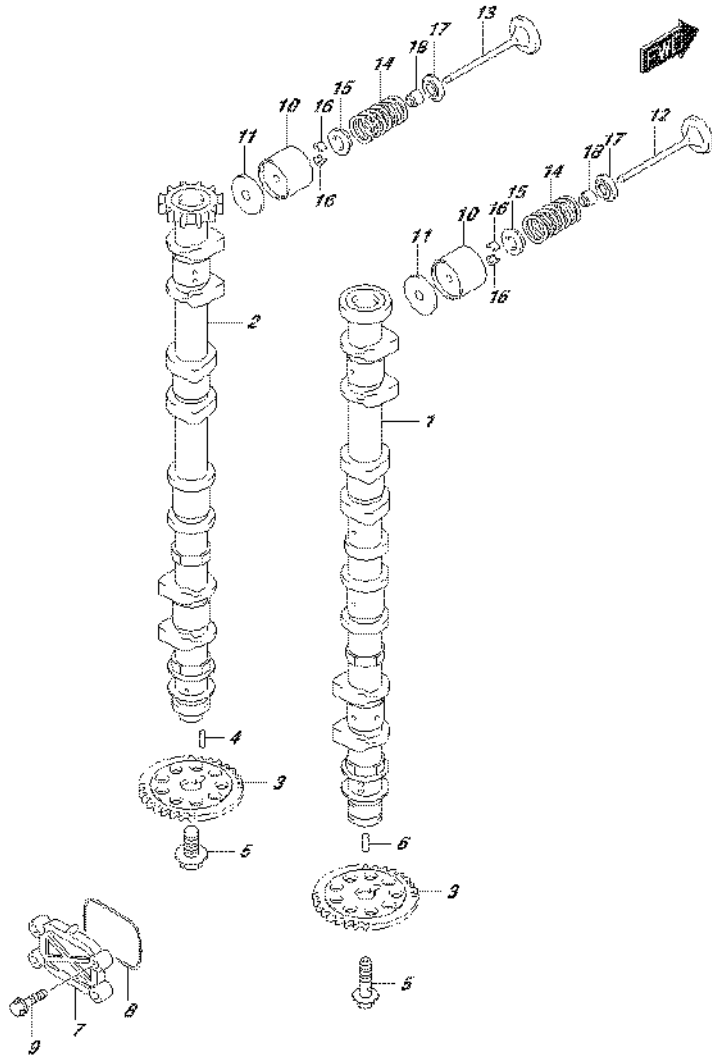
DF175_E01_016_121D
CAMSHAFT

FIG.121D (1-C-15) CAMSHAFT (DF150TG E40)

REF NO.	PART NO.	DESCRIPTION	Q'TY	REMARKS
1	12701-96J20	CAMSHAFT, INTAKE	1	
2	12705-96J40	CAMSHAFT, EXHAUST	1	
3	12748-96J00	SPROCKET, CAMSHAFT (NT:30)	2	
4	09202-05033	PIN (5X14.8)	1	
5	12749-93J00	BOLT, CAMSHAFT	2	
6	09202-05032	PIN (5X12)	1	
7	16551-93J00	PLATE, OIL CONTROL	1	
8	16559-93J00	GASKET, OCV PLATE	1	
9	01550-06257	BOLT	4	
10	12891-93J00	TAPPET	16	
11-1	12892-93J00-218	SHIM, TAPPET (T:2.175)	16	
11-2	12892-93J00-220	SHIM, TAPPET (T:2.200)	16	
11-3	12892-93J00-223	SHIM, TAPPET (T:2.225)	16	
11-4	12892-93J00-225	SHIM, TAPPET (T:2.250)	16	
11-5	12892-93J00-228	SHIM, TAPPET (T:2.275)	16	
11-6	12892-93J00-230	SHIM, TAPPET (T:2.300)	16	
11-7	12892-93J00-233	SHIM, TAPPET (T:2.325)	16	
11-8	12892-93J00-235	SHIM, TAPPET (T:2.350)	16	
11-9	12892-93J00-238	SHIM, TAPPET (T:2.375)	16	
11-10	12892-93J00-240	SHIM, TAPPET (T:2.400)	16	
11-11	12892-93J00-243	SHIM, TAPPET (T:2.425)	16	
11-12	12892-93J00-245	SHIM, TAPPET (T:2.450)	16	
11-13	12892-93J00-248	SHIM, TAPPET (T:2.475)	16	
11-14	12892-93J00-250	SHIM, TAPPET (T:2.500)	16	
11-15	12892-93J00-253	SHIM, TAPPET (T:2.525)	16	
11-16	12892-93J00-255	SHIM, TAPPET (T:2.550)	16	
11-17	12892-93J00-258	SHIM, TAPPET (T:2.575)	16	
11-18	12892-93J00-260	SHIM, TAPPET (T:2.600)	16	
11-19	12892-93J00-263	SHIM, TAPPET (T:2.625)	16	
11-20	12892-93J00-265	SHIM, TAPPET (T:2.650)	16	
11-21	12892-93J00-268	SHIM, TAPPET (T:2.675)	16	
11-22	12892-93J00-270	SHIM, TAPPET (T:2.700)	16	
11-23	12892-93J00-273	SHIM, TAPPET (T:2.725)	16	
11-24	12892-93J00-275	SHIM, TAPPET (T:2.750)	16	

DF175_E01_016

FIG.121D



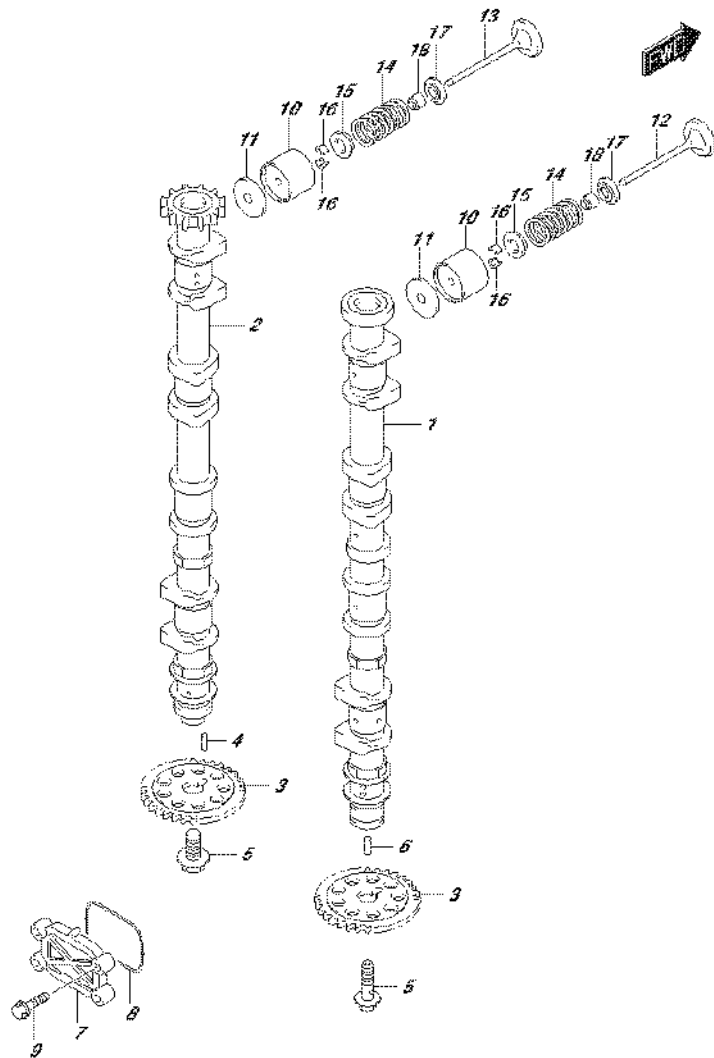
DF175_E01_016_121D
CAMSHAFT

FIG.121D (1-D-2) CAMSHAFT (DF150TG E40)

REF NO.	PART NO.	DESCRIPTION	Q'TY	REMARKS
11-25	12892-93J00-278	SHIM, TAPPET (T:2.775)	16	
11-26	12892-93J00-280	SHIM, TAPPET (T:2.800)	16	
11-27	12892-93J00-283	SHIM, TAPPET (T:2.825)	16	
11-28	12892-93J00-285	SHIM, TAPPET (T:2.850)	16	
11-29	12892-93J00-288	SHIM, TAPPET (T:2.875)	16	
11-30	12892-93J00-290	SHIM, TAPPET (T:2.900)	16	
11-31	12892-93J00-293	SHIM, TAPPET (T:2.925)	16	
11-32	12892-93J00-295	SHIM, TAPPET (T:2.950)	16	
11-33	12892-93J00-298	SHIM, TAPPET (T:2.975)	16	
11-34	12892-93J00-300	SHIM, TAPPET (T:3.000)	16	
12	12911-93J00	VALVE, INTAKE	8	
13	12915-93J50	VALVE, EXHAUST	8	
14	12921-93J10	SPRING, VALVE	16	
15	12931-78G00	RETAINER, VALVE SPRING	16	
16	12932-24400	COTTER, VALVE	32	
17	12933-69G10	SEAT, VALVE SPRING	16	
18	09289-05012	OIL SEAL (5.5X11.5X9.3)	16	

DF175_E01_016

FIG.121E



DF175_E01_016_121E
CAMSHAFT

FIG.121E (1-D-3) CAMSHAFT (DF150Z E01)

REF NO.	PART NO.	DESCRIPTION	Q'TY	REMARKS
1	12701-96J20	CAMSHAFT, INTAKE	1	
2	12705-96J20	CAMSHAFT, EXHAUST	1	
3	12748-96J00	SPROCKET, CAMSHAFT (NT:30)	2	
4	09202-05033	PIN (5X14.8)	1	
5	12749-93J00	BOLT, CAMSHAFT	2	
6	09202-05032	PIN (5X12)	1	
7	16551-93J00	PLATE, OIL CONTROL	1	
8	16559-93J00	GASKET, OCV PLATE	1	
9	01550-06257	BOLT	4	
10	12891-93J00	TAPPET	16	
11-1	12892-93J00-218	SHIM, TAPPET (T:2.175)	16	
11-2	12892-93J00-220	SHIM, TAPPET (T:2.200)	16	
11-3	12892-93J00-223	SHIM, TAPPET (T:2.225)	16	
11-4	12892-93J00-225	SHIM, TAPPET (T:2.250)	16	
11-5	12892-93J00-228	SHIM, TAPPET (T:2.275)	16	
11-6	12892-93J00-230	SHIM, TAPPET (T:2.300)	16	
11-7	12892-93J00-233	SHIM, TAPPET (T:2.325)	16	
11-8	12892-93J00-235	SHIM, TAPPET (T:2.350)	16	
11-9	12892-93J00-238	SHIM, TAPPET (T:2.375)	16	
11-10	12892-93J00-240	SHIM, TAPPET (T:2.400)	16	
11-11	12892-93J00-243	SHIM, TAPPET (T:2.425)	16	
11-12	12892-93J00-245	SHIM, TAPPET (T:2.450)	16	
11-13	12892-93J00-248	SHIM, TAPPET (T:2.475)	16	
11-14	12892-93J00-250	SHIM, TAPPET (T:2.500)	16	
11-15	12892-93J00-253	SHIM, TAPPET (T:2.525)	16	
11-16	12892-93J00-255	SHIM, TAPPET (T:2.550)	16	
11-17	12892-93J00-258	SHIM, TAPPET (T:2.575)	16	
11-18	12892-93J00-260	SHIM, TAPPET (T:2.600)	16	
11-19	12892-93J00-263	SHIM, TAPPET (T:2.625)	16	
11-20	12892-93J00-265	SHIM, TAPPET (T:2.650)	16	
11-21	12892-93J00-268	SHIM, TAPPET (T:2.675)	16	
11-22	12892-93J00-270	SHIM, TAPPET (T:2.700)	16	
11-23	12892-93J00-273	SHIM, TAPPET (T:2.725)	16	
11-24	12892-93J00-275	SHIM, TAPPET (T:2.750)	16	

DF175_E01_016

FIG.121E

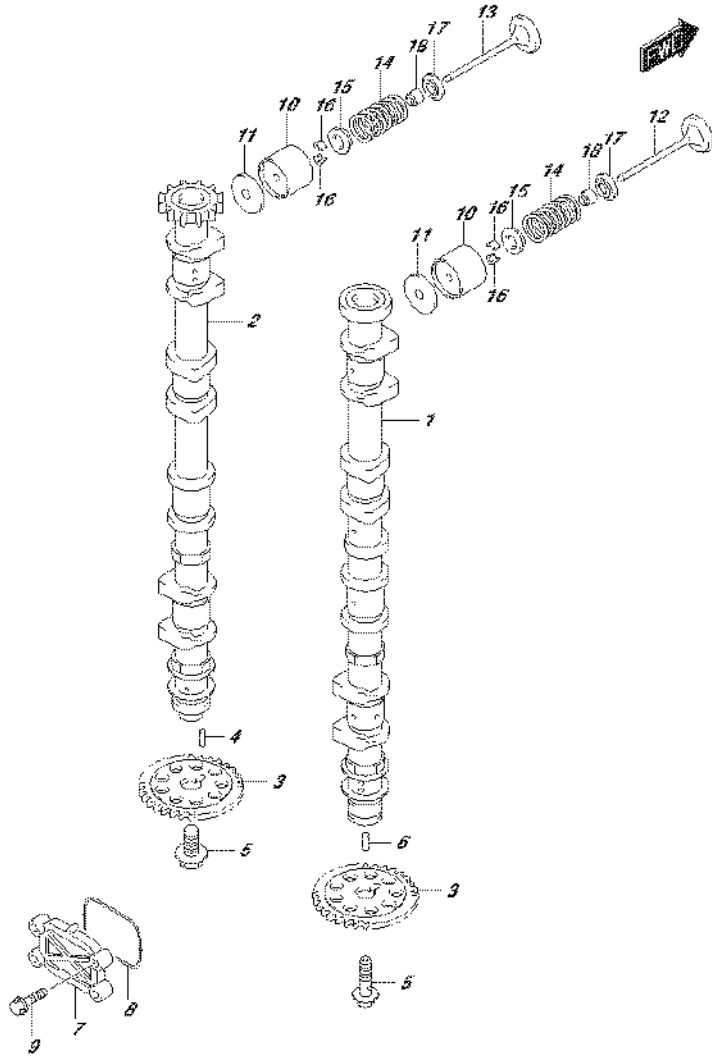
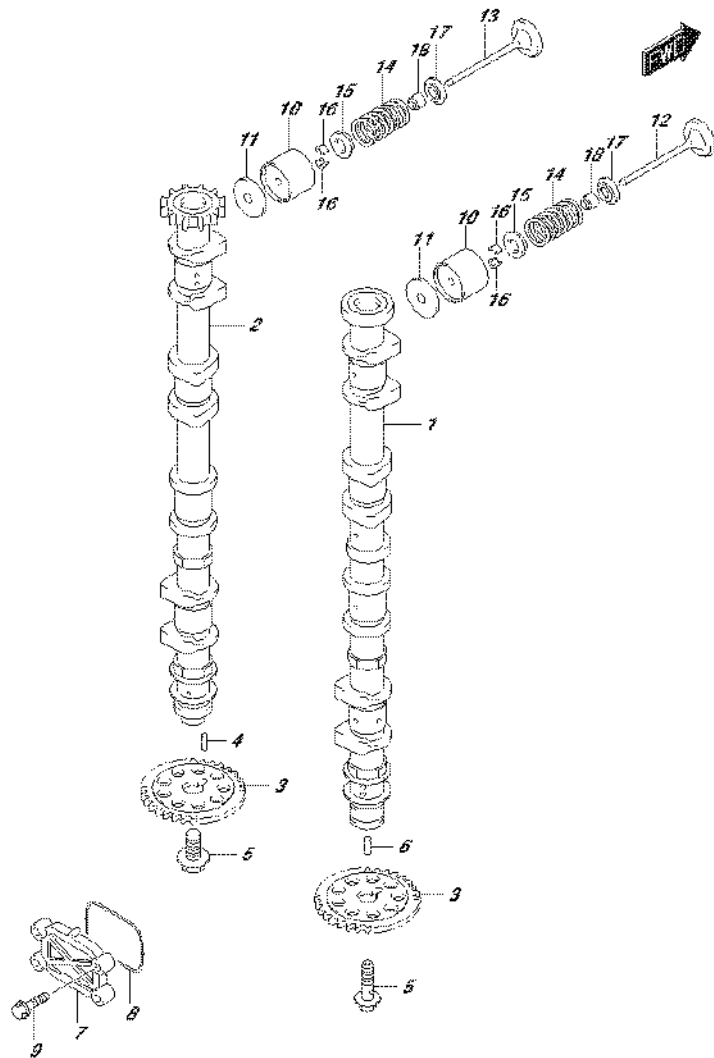


FIG.121E (1-D-4) CAMSHAFT (DF150Z E01)

REF NO.	PART NO.	DESCRIPTION	Q'TY	REMARKS
11-25	12892-93J00-278	SHIM, TAPPET (T:2.775)	16	
11-26	12892-93J00-280	SHIM, TAPPET (T:2.800)	16	
11-27	12892-93J00-283	SHIM, TAPPET (T:2.825)	16	
11-28	12892-93J00-285	SHIM, TAPPET (T:2.850)	16	
11-29	12892-93J00-288	SHIM, TAPPET (T:2.875)	16	
11-30	12892-93J00-290	SHIM, TAPPET (T:2.900)	16	
11-31	12892-93J00-293	SHIM, TAPPET (T:2.925)	16	
11-32	12892-93J00-295	SHIM, TAPPET (T:2.950)	16	
11-33	12892-93J00-298	SHIM, TAPPET (T:2.975)	16	
11-34	12892-93J00-300	SHIM, TAPPET (T:3.000)	16	
12	12911-93J00	VALVE, INTAKE	8	
13	12915-93J50	VALVE, EXHAUST	8	
14	12921-93J10	SPRING, VALVE	16	
15	12931-78G00	RETAINER, VALVE SPRING	16	
16	12932-24400	COTTER, VALVE	32	
17	12933-69G10	SEAT, VALVE SPRING	16	
18	09289-05012	OIL SEAL (5.5X11.5X9.3)	16	

FIG.121F



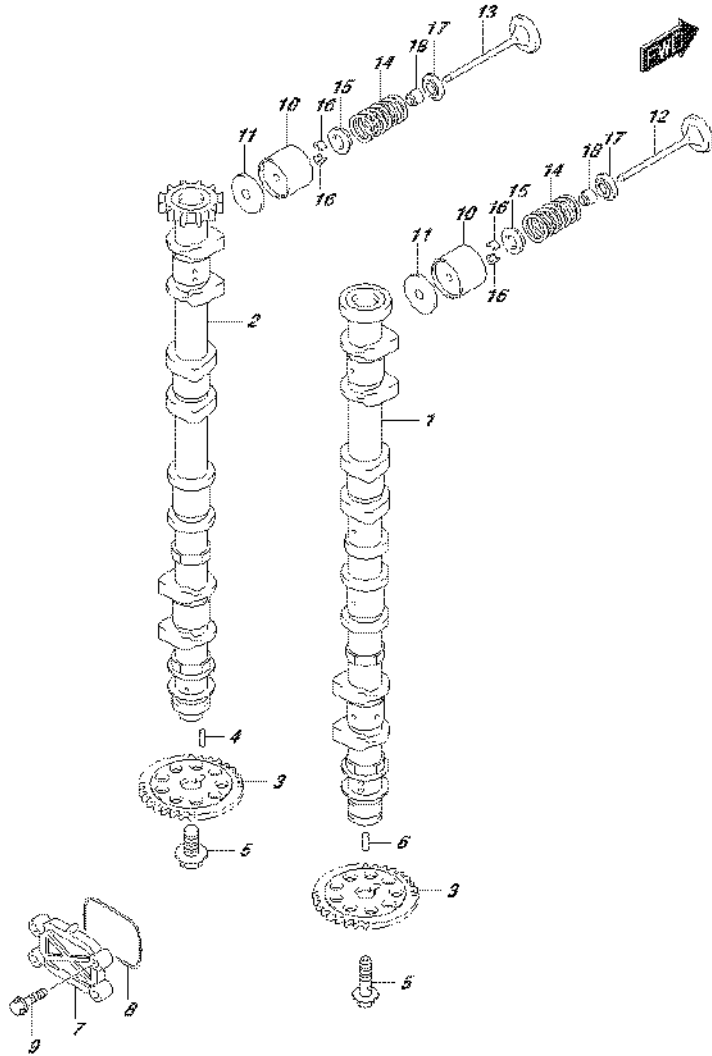
DF175_E01_016_121F
CAMSHAFT

FIG.121F (1-D-5) CAMSHAFT (DF150Z E40)

REF NO.	PART NO.	DESCRIPTION	Q'TY	REMARKS
1	12701-96J20	CAMSHAFT, INTAKE	1	
2	12705-96J20	CAMSHAFT, EXHAUST	1	
3	12748-96J00	SPROCKET, CAMSHAFT (NT:30)	2	
4	09202-05033	PIN (5X14.8)	1	
5	12749-93J00	BOLT, CAMSHAFT	2	
6	09202-05032	PIN (5X12)	1	
7	16551-93J00	PLATE, OIL CONTROL	1	
8	16559-93J00	GASKET, OCV PLATE	1	
9	01550-06257	BOLT	4	
10	12891-93J00	TAPPET	16	
11-1	12892-93J00-218	SHIM, TAPPET (T:2.175)	16	
11-2	12892-93J00-220	SHIM, TAPPET (T:2.200)	16	
11-3	12892-93J00-223	SHIM, TAPPET (T:2.225)	16	
11-4	12892-93J00-225	SHIM, TAPPET (T:2.250)	16	
11-5	12892-93J00-228	SHIM, TAPPET (T:2.275)	16	
11-6	12892-93J00-230	SHIM, TAPPET (T:2.300)	16	
11-7	12892-93J00-233	SHIM, TAPPET (T:2.325)	16	
11-8	12892-93J00-235	SHIM, TAPPET (T:2.350)	16	
11-9	12892-93J00-238	SHIM, TAPPET (T:2.375)	16	
11-10	12892-93J00-240	SHIM, TAPPET (T:2.400)	16	
11-11	12892-93J00-243	SHIM, TAPPET (T:2.425)	16	
11-12	12892-93J00-245	SHIM, TAPPET (T:2.450)	16	
11-13	12892-93J00-248	SHIM, TAPPET (T:2.475)	16	
11-14	12892-93J00-250	SHIM, TAPPET (T:2.500)	16	
11-15	12892-93J00-253	SHIM, TAPPET (T:2.525)	16	
11-16	12892-93J00-255	SHIM, TAPPET (T:2.550)	16	
11-17	12892-93J00-258	SHIM, TAPPET (T:2.575)	16	
11-18	12892-93J00-260	SHIM, TAPPET (T:2.600)	16	
11-19	12892-93J00-263	SHIM, TAPPET (T:2.625)	16	
11-20	12892-93J00-265	SHIM, TAPPET (T:2.650)	16	
11-21	12892-93J00-268	SHIM, TAPPET (T:2.675)	16	
11-22	12892-93J00-270	SHIM, TAPPET (T:2.700)	16	
11-23	12892-93J00-273	SHIM, TAPPET (T:2.725)	16	
11-24	12892-93J00-275	SHIM, TAPPET (T:2.750)	16	

DF175_E01_016

FIG.121F



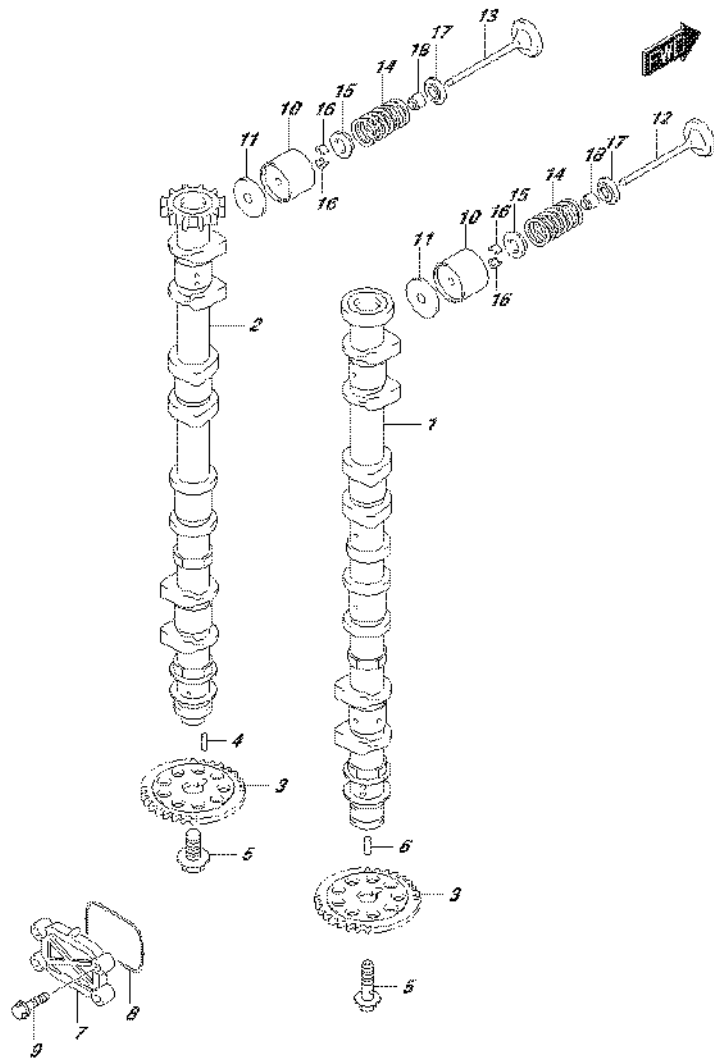
DF175_E01_016_121F
CAMSHAFT

FIG.121F (1-D-6) CAMSHAFT (DF150Z E40)

REF NO.	PART NO.	DESCRIPTION	Q'TY	REMARKS
11-25	12892-93J00-278	SHIM, TAPPET (T:2.775)	16	
11-26	12892-93J00-280	SHIM, TAPPET (T:2.800)	16	
11-27	12892-93J00-283	SHIM, TAPPET (T:2.825)	16	
11-28	12892-93J00-285	SHIM, TAPPET (T:2.850)	16	
11-29	12892-93J00-288	SHIM, TAPPET (T:2.875)	16	
11-30	12892-93J00-290	SHIM, TAPPET (T:2.900)	16	
11-31	12892-93J00-293	SHIM, TAPPET (T:2.925)	16	
11-32	12892-93J00-295	SHIM, TAPPET (T:2.950)	16	
11-33	12892-93J00-298	SHIM, TAPPET (T:2.975)	16	
11-34	12892-93J00-300	SHIM, TAPPET (T:3.000)	16	
12	12911-93J00	VALVE, INTAKE	8	
13	12915-93J50	VALVE, EXHAUST	8	
14	12921-93J10	SPRING, VALVE	16	
15	12931-78G00	RETAINER, VALVE SPRING	16	
16	12932-24400	COTTER, VALVE	32	
17	12933-69G10	SEAT, VALVE SPRING	16	
18	09289-05012	OIL SEAL (5.5X11.5X9.3)	16	

DF175_E01_016

FIG.121G



DF175_E01_016_121G
CAMSHAFT

FIG.121G (1-D-7) CAMSHAFT (DF150ZG E01)

REF NO.	PART NO.	DESCRIPTION	Q'TY	REMARKS
1	12701-96J20	CAMSHAFT, INTAKE	1	
2	12705-96J40	CAMSHAFT, EXHAUST	1	
3	12748-96J00	SPROCKET, CAMSHAFT (NT:30)	2	
4	09202-05033	PIN (5X14.8)	1	
5	12749-93J00	BOLT, CAMSHAFT	2	
6	09202-05032	PIN (5X12)	1	
7	16551-93J00	PLATE, OIL CONTROL	1	
8	16559-93J00	GASKET, OCV PLATE	1	
9	01550-06257	BOLT	4	
10	12891-93J00	TAPPET	16	
11-1	12892-93J00-218	SHIM, TAPPET (T:2.175)	16	
11-2	12892-93J00-220	SHIM, TAPPET (T:2.200)	16	
11-3	12892-93J00-223	SHIM, TAPPET (T:2.225)	16	
11-4	12892-93J00-225	SHIM, TAPPET (T:2.250)	16	
11-5	12892-93J00-228	SHIM, TAPPET (T:2.275)	16	
11-6	12892-93J00-230	SHIM, TAPPET (T:2.300)	16	
11-7	12892-93J00-233	SHIM, TAPPET (T:2.325)	16	
11-8	12892-93J00-235	SHIM, TAPPET (T:2.350)	16	
11-9	12892-93J00-238	SHIM, TAPPET (T:2.375)	16	
11-10	12892-93J00-240	SHIM, TAPPET (T:2.400)	16	
11-11	12892-93J00-243	SHIM, TAPPET (T:2.425)	16	
11-12	12892-93J00-245	SHIM, TAPPET (T:2.450)	16	
11-13	12892-93J00-248	SHIM, TAPPET (T:2.475)	16	
11-14	12892-93J00-250	SHIM, TAPPET (T:2.500)	16	
11-15	12892-93J00-253	SHIM, TAPPET (T:2.525)	16	
11-16	12892-93J00-255	SHIM, TAPPET (T:2.550)	16	
11-17	12892-93J00-258	SHIM, TAPPET (T:2.575)	16	
11-18	12892-93J00-260	SHIM, TAPPET (T:2.600)	16	
11-19	12892-93J00-263	SHIM, TAPPET (T:2.625)	16	
11-20	12892-93J00-265	SHIM, TAPPET (T:2.650)	16	
11-21	12892-93J00-268	SHIM, TAPPET (T:2.675)	16	
11-22	12892-93J00-270	SHIM, TAPPET (T:2.700)	16	
11-23	12892-93J00-273	SHIM, TAPPET (T:2.725)	16	
11-24	12892-93J00-275	SHIM, TAPPET (T:2.750)	16	

DF175_E01_016

FIG.121G

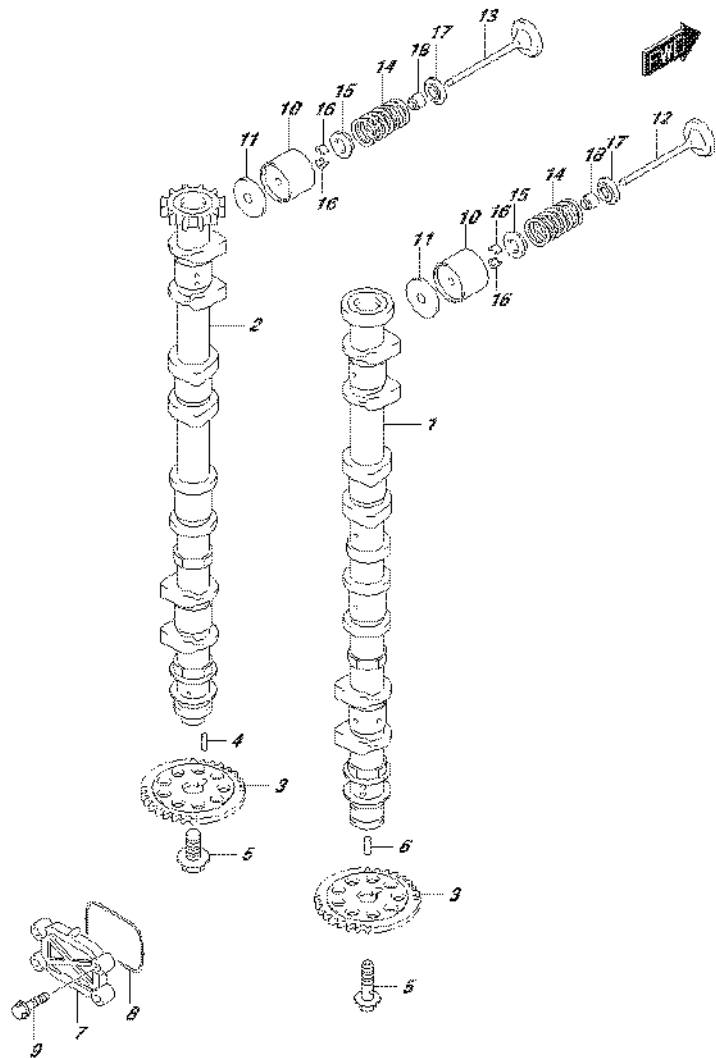
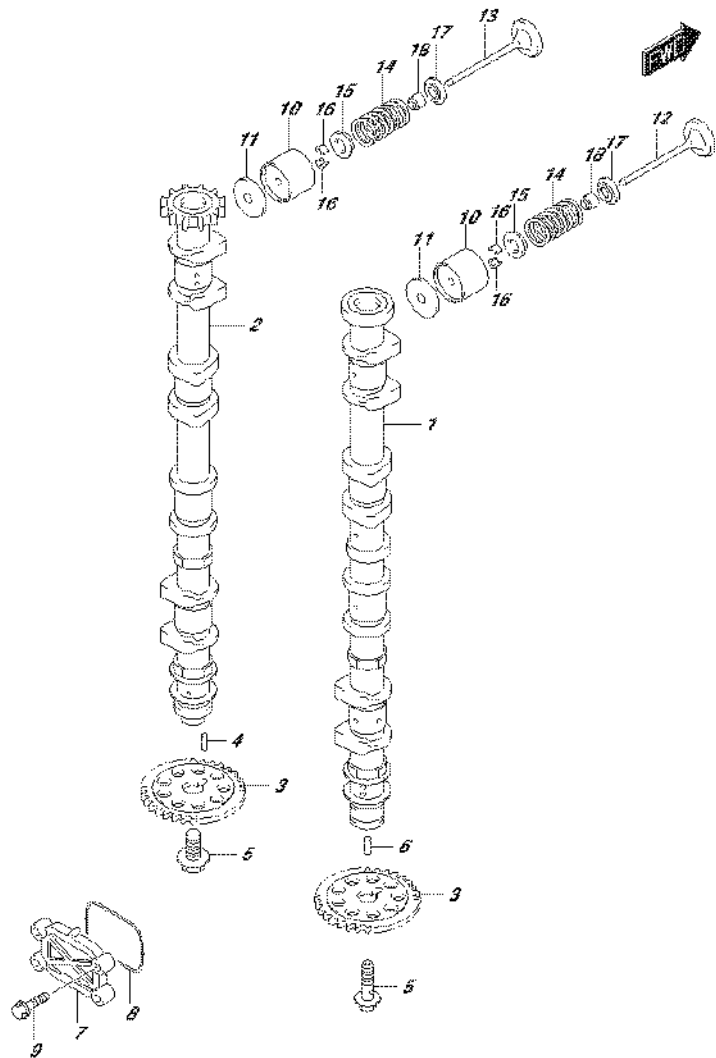


FIG.121G (1-D-8) CAMSHAFT (DF150ZG E01)

REF NO.	PART NO.	DESCRIPTION	Q'TY	REMARKS
11-25	12892-93J00-278	SHIM, TAPPET (T:2.775)	16	
11-26	12892-93J00-280	SHIM, TAPPET (T:2.800)	16	
11-27	12892-93J00-283	SHIM, TAPPET (T:2.825)	16	
11-28	12892-93J00-285	SHIM, TAPPET (T:2.850)	16	
11-29	12892-93J00-288	SHIM, TAPPET (T:2.875)	16	
11-30	12892-93J00-290	SHIM, TAPPET (T:2.900)	16	
11-31	12892-93J00-293	SHIM, TAPPET (T:2.925)	16	
11-32	12892-93J00-295	SHIM, TAPPET (T:2.950)	16	
11-33	12892-93J00-298	SHIM, TAPPET (T:2.975)	16	
11-34	12892-93J00-300	SHIM, TAPPET (T:3.000)	16	
12	12911-93J00	VALVE, INTAKE	8	
13	12915-93J50	VALVE, EXHAUST	8	
14	12921-93J10	SPRING, VALVE	16	
15	12931-78G00	RETAINER, VALVE SPRING	16	
16	12932-24400	COTTER, VALVE	32	
17	12933-69G10	SEAT, VALVE SPRING	16	
18	09289-05012	OIL SEAL (5.5X11.5X9.3)	16	

FIG.121H



DF175_E01_016_121H
CAMSHAFT

FIG.121H (1-D-9) CAMSHAFT (DF150ZG E40)

REF NO.	PART NO.	DESCRIPTION	Q'TY	REMARKS
1	12701-96J20	CAMSHAFT, INTAKE	1	
2	12705-96J40	CAMSHAFT, EXHAUST	1	
3	12748-96J00	SPROCKET, CAMSHAFT (NT:30)	2	
4	09202-05033	PIN (5X14.8)	1	
5	12749-93J00	BOLT, CAMSHAFT	2	
6	09202-05032	PIN (5X12)	1	
7	16551-93J00	PLATE, OIL CONTROL	1	
8	16559-93J00	GASKET, OCV PLATE	1	
9	01550-06257	BOLT	4	
10	12891-93J00	TAPPET	16	
11-1	12892-93J00-218	SHIM, TAPPET (T:2.175)	16	
11-2	12892-93J00-220	SHIM, TAPPET (T:2.200)	16	
11-3	12892-93J00-223	SHIM, TAPPET (T:2.225)	16	
11-4	12892-93J00-225	SHIM, TAPPET (T:2.250)	16	
11-5	12892-93J00-228	SHIM, TAPPET (T:2.275)	16	
11-6	12892-93J00-230	SHIM, TAPPET (T:2.300)	16	
11-7	12892-93J00-233	SHIM, TAPPET (T:2.325)	16	
11-8	12892-93J00-235	SHIM, TAPPET (T:2.350)	16	
11-9	12892-93J00-238	SHIM, TAPPET (T:2.375)	16	
11-10	12892-93J00-240	SHIM, TAPPET (T:2.400)	16	
11-11	12892-93J00-243	SHIM, TAPPET (T:2.425)	16	
11-12	12892-93J00-245	SHIM, TAPPET (T:2.450)	16	
11-13	12892-93J00-248	SHIM, TAPPET (T:2.475)	16	
11-14	12892-93J00-250	SHIM, TAPPET (T:2.500)	16	
11-15	12892-93J00-253	SHIM, TAPPET (T:2.525)	16	
11-16	12892-93J00-255	SHIM, TAPPET (T:2.550)	16	
11-17	12892-93J00-258	SHIM, TAPPET (T:2.575)	16	
11-18	12892-93J00-260	SHIM, TAPPET (T:2.600)	16	
11-19	12892-93J00-263	SHIM, TAPPET (T:2.625)	16	
11-20	12892-93J00-265	SHIM, TAPPET (T:2.650)	16	
11-21	12892-93J00-268	SHIM, TAPPET (T:2.675)	16	
11-22	12892-93J00-270	SHIM, TAPPET (T:2.700)	16	
11-23	12892-93J00-273	SHIM, TAPPET (T:2.725)	16	
11-24	12892-93J00-275	SHIM, TAPPET (T:2.750)	16	

DF175_E01_016

FIG.121H

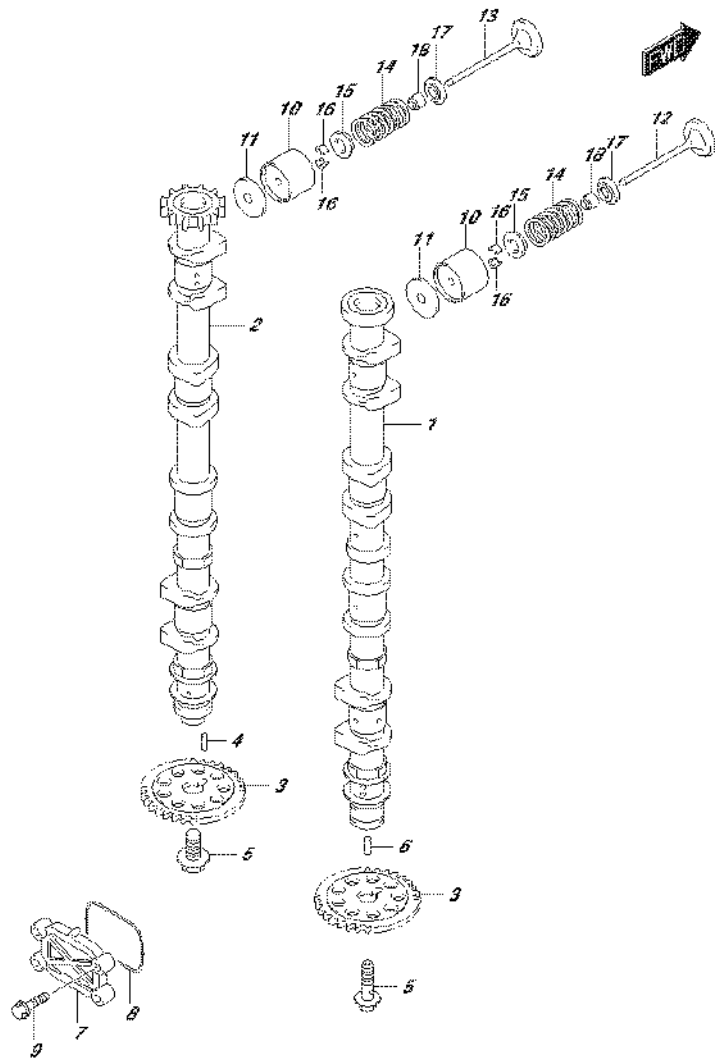
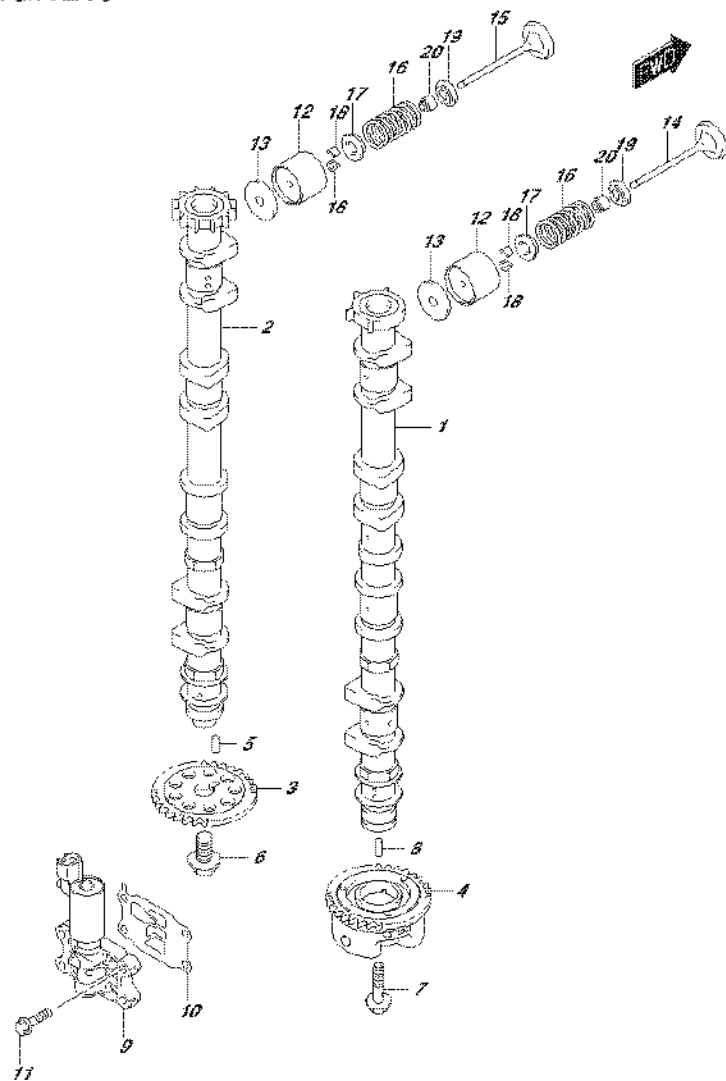


FIG.121H (1-D-10) CAMSHAFT (DF150ZG E40)

REF NO.	PART NO.	DESCRIPTION	Q'TY	REMARKS
11-25	12892-93J00-278	SHIM, TAPPET (T:2.775)	16	
11-26	12892-93J00-280	SHIM, TAPPET (T:2.800)	16	
11-27	12892-93J00-283	SHIM, TAPPET (T:2.825)	16	
11-28	12892-93J00-285	SHIM, TAPPET (T:2.850)	16	
11-29	12892-93J00-288	SHIM, TAPPET (T:2.875)	16	
11-30	12892-93J00-290	SHIM, TAPPET (T:2.900)	16	
11-31	12892-93J00-293	SHIM, TAPPET (T:2.925)	16	
11-32	12892-93J00-295	SHIM, TAPPET (T:2.950)	16	
11-33	12892-93J00-298	SHIM, TAPPET (T:2.975)	16	
11-34	12892-93J00-300	SHIM, TAPPET (T:3.000)	16	
12	12911-93J00	VALVE, INTAKE	8	
13	12915-93J50	VALVE, EXHAUST	8	
14	12921-93J10	SPRING, VALVE	16	
15	12931-78G00	RETAINER, VALVE SPRING	16	
16	12932-24400	COTTER, VALVE	32	
17	12933-69G10	SEAT, VALVE SPRING	16	
18	09289-05012	OIL SEAL (5.5X11.5X9.3)	16	

FIG.121J



DF175_E01_016_121J
CAMSHAFT

FIG.121J (1-D-11) CAMSHAFT (DF175T E01)

REF NO.	PART NO.	DESCRIPTION	Q'TY	REMARKS
1	12701-96J30	CAMSHAFT, INTAKE	1	
2	12705-96J30	CAMSHAFT, EXHAUST	1	
3	12748-96J00	SPROCKET, EXH CAMSHAFT (NT:30)	1	
4	12740-96J00	SPROCKET ASSY, CAM TIMING (NT:30)	1	
5	09202-05033	PIN (5X14.8)	1	
6	12749-93J00	BOLT, CAMSHAFT EXH	1	
7	12753-93J00	BOLT, INTAKE CAMSHAFT	1	
8	09202-05032	PIN (5X12)	1	
9	16550-93J00	VALVE, OIL CONTROL	1	
10	16555-93J00	GASKET, OCV	1	
11	01550-06257	BOLT	4	
12	12891-93J00	TAPPET	16	
13-1	12892-93J00-218	SHIM, TAPPET (T:2.175)	16	
13-2	12892-93J00-220	SHIM, TAPPET (T:2.200)	16	
13-3	12892-93J00-223	SHIM, TAPPET (T:2.225)	16	
13-4	12892-93J00-225	SHIM, TAPPET (T:2.250)	16	
13-5	12892-93J00-228	SHIM, TAPPET (T:2.275)	16	
13-6	12892-93J00-230	SHIM, TAPPET (T:2.300)	16	
13-7	12892-93J00-233	SHIM, TAPPET (T:2.325)	16	
13-8	12892-93J00-235	SHIM, TAPPET (T:2.350)	16	
13-9	12892-93J00-238	SHIM, TAPPET (T:2.375)	16	
13-10	12892-93J00-240	SHIM, TAPPET (T:2.400)	16	
13-11	12892-93J00-243	SHIM, TAPPET (T:2.425)	16	
13-12	12892-93J00-245	SHIM, TAPPET (T:2.450)	16	
13-13	12892-93J00-248	SHIM, TAPPET (T:2.475)	16	
13-14	12892-93J00-250	SHIM, TAPPET (T:2.500)	16	
13-15	12892-93J00-253	SHIM, TAPPET (T:2.525)	16	
13-16	12892-93J00-255	SHIM, TAPPET (T:2.550)	16	
13-17	12892-93J00-258	SHIM, TAPPET (T:2.575)	16	
13-18	12892-93J00-260	SHIM, TAPPET (T:2.600)	16	
13-19	12892-93J00-263	SHIM, TAPPET (T:2.625)	16	
13-20	12892-93J00-265	SHIM, TAPPET (T:2.650)	16	
13-21	12892-93J00-268	SHIM, TAPPET (T:2.675)	16	

DF175_E01_016

FIG.121J

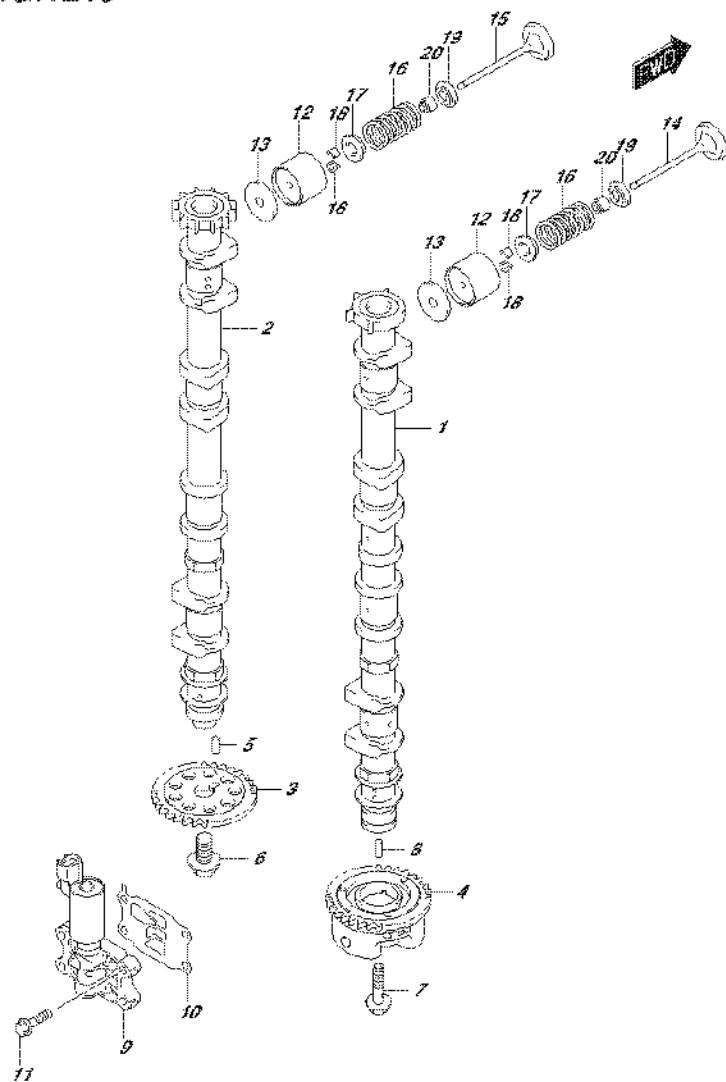


FIG.121J (1-D-12) CAMSHAFT (DF175T E01)

REF NO.	PART NO.	DESCRIPTION	Q'TY	REMARKS
13-22	12892-93J00-270	SHIM, TAPPET (T:2.700)	16	
13-23	12892-93J00-273	SHIM, TAPPET (T:2.725)	16	
13-24	12892-93J00-275	SHIM, TAPPET (T:2.750)	16	
13-25	12892-93J00-278	SHIM, TAPPET (T:2.775)	16	
13-26	12892-93J00-280	SHIM, TAPPET (T:2.800)	16	
13-27	12892-93J00-283	SHIM, TAPPET (T:2.825)	16	
13-28	12892-93J00-285	SHIM, TAPPET (T:2.850)	16	
13-29	12892-93J00-288	SHIM, TAPPET (T:2.875)	16	
13-30	12892-93J00-290	SHIM, TAPPET (T:2.900)	16	
13-31	12892-93J00-293	SHIM, TAPPET (T:2.925)	16	
13-32	12892-93J00-295	SHIM, TAPPET (T:2.950)	16	
13-33	12892-93J00-298	SHIM, TAPPET (T:2.975)	16	
13-34	12892-93J00-300	SHIM, TAPPET (T:3.000)	16	
14	12911-93J00	VALVE, INTAKE	8	
15	12915-93J50	VALVE, EXHAUST	8	
16	12921-93J10	SPRING, VALVE	16	
17	12931-78G00	RETAINER, VALVE SPRING	16	
18	12932-24400	COTTER, VALVE	32	
19	12933-69G10	SEAT, VALVE SPRING	16	
20	09289-05012	OIL SEAL (5.5X11.5X9.3)	16	

FIG.121K

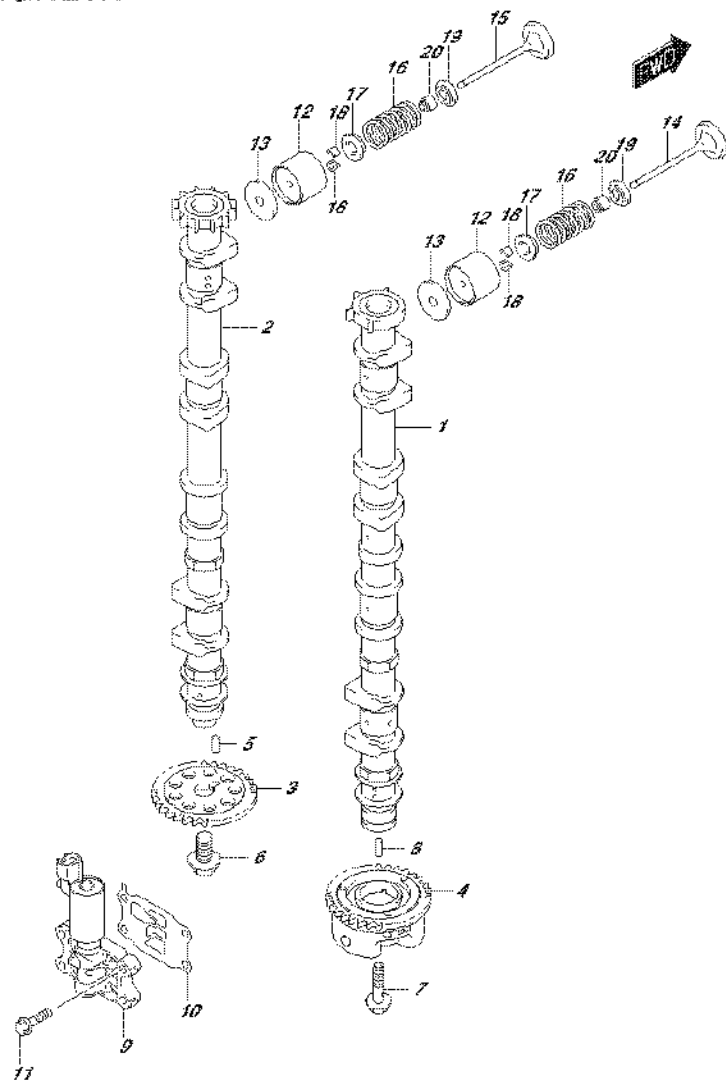


FIG.121K (1-D-13) CAMSHAFT (DF175T E40)

REF NO.	PART NO.	DESCRIPTION	Q'TY	REMARKS
1	12701-96J30	CAMSHAFT, INTAKE	1	
2	12705-96J30	CAMSHAFT, EXHAUST	1	
3	12748-96J00	SPROCKET, EXH CAMSHAFT (NT:30)	1	
4	12740-96J00	SPROCKET ASSY, CAM TIMING (NT:30)	1	
5	09202-05033	PIN (5X14.8)	1	
6	12749-93J00	BOLT, CAMSHAFT EXH	1	
7	12753-93J00	BOLT, INTAKE CAMSHAFT	1	
8	09202-05032	PIN (5X12)	1	
9	16550-93J00	VALVE, OIL CONTROL	1	
10	16555-93J00	GASKET, OCV	1	
11	01550-06257	BOLT	4	
12	12891-93J00	TAPPET	16	
13-1	12892-93J00-218	SHIM, TAPPET (T:2.175)	16	
13-2	12892-93J00-220	SHIM, TAPPET (T:2.200)	16	
13-3	12892-93J00-223	SHIM, TAPPET (T:2.225)	16	
13-4	12892-93J00-225	SHIM, TAPPET (T:2.250)	16	
13-5	12892-93J00-228	SHIM, TAPPET (T:2.275)	16	
13-6	12892-93J00-230	SHIM, TAPPET (T:2.300)	16	
13-7	12892-93J00-233	SHIM, TAPPET (T:2.325)	16	
13-8	12892-93J00-235	SHIM, TAPPET (T:2.350)	16	
13-9	12892-93J00-238	SHIM, TAPPET (T:2.375)	16	
13-10	12892-93J00-240	SHIM, TAPPET (T:2.400)	16	
13-11	12892-93J00-243	SHIM, TAPPET (T:2.425)	16	
13-12	12892-93J00-245	SHIM, TAPPET (T:2.450)	16	
13-13	12892-93J00-248	SHIM, TAPPET (T:2.475)	16	
13-14	12892-93J00-250	SHIM, TAPPET (T:2.500)	16	
13-15	12892-93J00-253	SHIM, TAPPET (T:2.525)	16	
13-16	12892-93J00-255	SHIM, TAPPET (T:2.550)	16	
13-17	12892-93J00-258	SHIM, TAPPET (T:2.575)	16	
13-18	12892-93J00-260	SHIM, TAPPET (T:2.600)	16	
13-19	12892-93J00-263	SHIM, TAPPET (T:2.625)	16	
13-20	12892-93J00-265	SHIM, TAPPET (T:2.650)	16	
13-21	12892-93J00-268	SHIM, TAPPET (T:2.675)	16	

FIG.121K

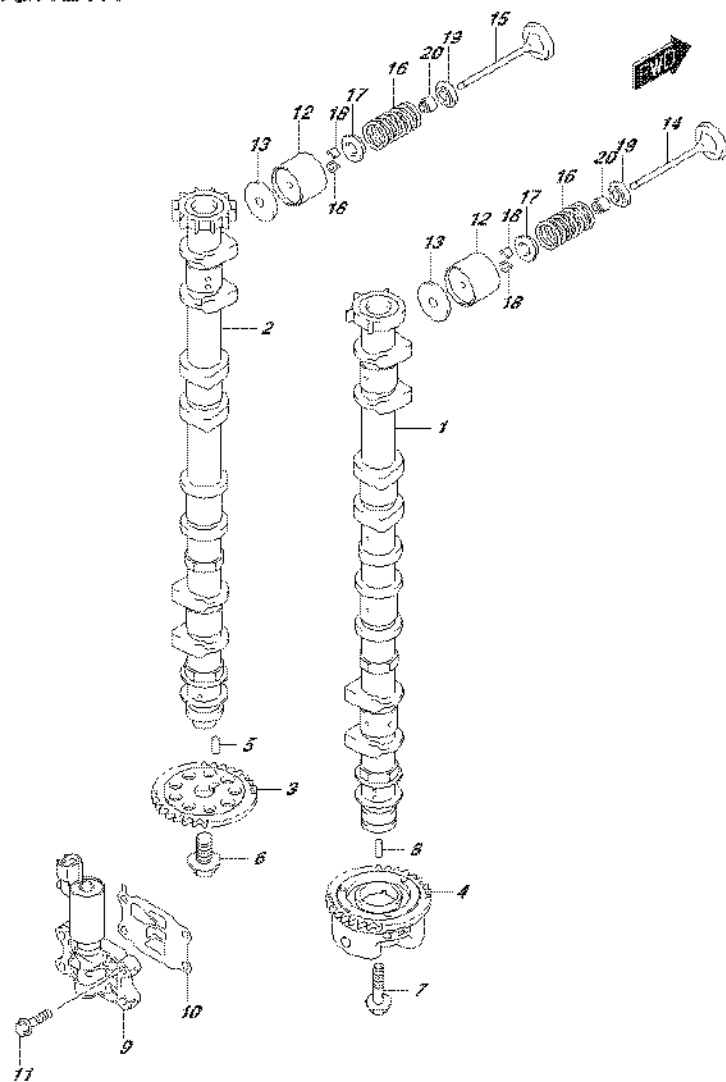


FIG.121K (1-D-14) CAMSHAFT (DF175T E40)

REF NO.	PART NO.	DESCRIPTION	Q'TY	REMARKS
13-22	12892-93J00-270	SHIM, TAPPET (T:2.700)	16	
13-23	12892-93J00-273	SHIM, TAPPET (T:2.725)	16	
13-24	12892-93J00-275	SHIM, TAPPET (T:2.750)	16	
13-25	12892-93J00-278	SHIM, TAPPET (T:2.775)	16	
13-26	12892-93J00-280	SHIM, TAPPET (T:2.800)	16	
13-27	12892-93J00-283	SHIM, TAPPET (T:2.825)	16	
13-28	12892-93J00-285	SHIM, TAPPET (T:2.850)	16	
13-29	12892-93J00-288	SHIM, TAPPET (T:2.875)	16	
13-30	12892-93J00-290	SHIM, TAPPET (T:2.900)	16	
13-31	12892-93J00-293	SHIM, TAPPET (T:2.925)	16	
13-32	12892-93J00-295	SHIM, TAPPET (T:2.950)	16	
13-33	12892-93J00-298	SHIM, TAPPET (T:2.975)	16	
13-34	12892-93J00-300	SHIM, TAPPET (T:3.000)	16	
14	12911-93J00	VALVE, INTAKE	8	
15	12915-93J50	VALVE, EXHAUST	8	
16	12921-93J10	SPRING, VALVE	16	
17	12931-78G00	RETAINER, VALVE SPRING	16	
18	12932-24400	COTTER, VALVE	32	
19	12933-69G10	SEAT, VALVE SPRING	16	
20	09289-05012	OIL SEAL (5.5X11.5X9.3)	16	

FIG.121L

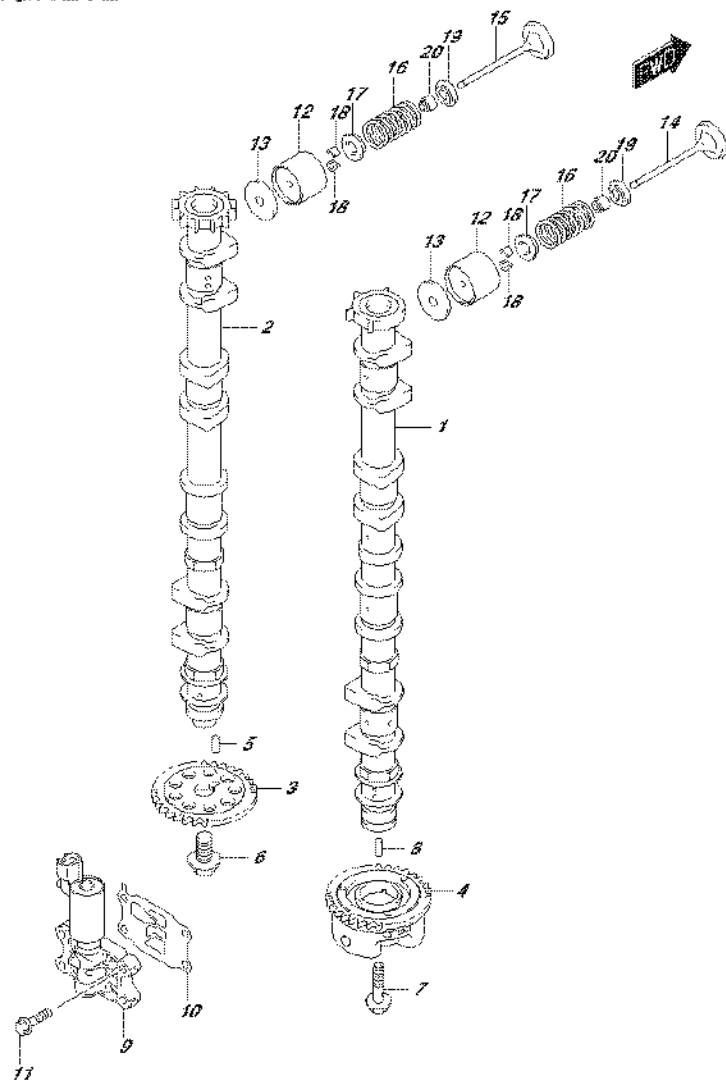


FIG.121L (1-D-15) CAMSHAFT (DF175TG E01)

REF NO.	PART NO.	DESCRIPTION	Q'TY	REMARKS
1	12701-96J30	CAMSHAFT, INTAKE	1	
2	12705-96J50	CAMSHAFT, EXHAUST	1	
3	12748-96J00	SPROCKET, EXH CAMSHAFT (NT:30)	1	
4	12740-96J00	SPROCKET ASSY, CAM TIMING (NT:30)	1	
5	09202-05033	PIN (5X14.8)	1	
6	12749-93J00	BOLT, CAMSHAFT EXH	1	
7	12753-93J00	BOLT, INTAKE CAMSHAFT	1	
8	09202-05032	PIN (5X12)	1	
9	16550-93J00	VALVE, OIL CONTROL	1	
10	16555-93J00	GASKET, OCV	1	
11	01550-06257	BOLT	4	
12	12891-93J00	TAPPET	16	
13-1	12892-93J00-218	SHIM, TAPPET (T:2.175)	16	
13-2	12892-93J00-220	SHIM, TAPPET (T:2.200)	16	
13-3	12892-93J00-223	SHIM, TAPPET (T:2.225)	16	
13-4	12892-93J00-225	SHIM, TAPPET (T:2.250)	16	
13-5	12892-93J00-228	SHIM, TAPPET (T:2.275)	16	
13-6	12892-93J00-230	SHIM, TAPPET (T:2.300)	16	
13-7	12892-93J00-233	SHIM, TAPPET (T:2.325)	16	
13-8	12892-93J00-235	SHIM, TAPPET (T:2.350)	16	
13-9	12892-93J00-238	SHIM, TAPPET (T:2.375)	16	
13-10	12892-93J00-240	SHIM, TAPPET (T:2.400)	16	
13-11	12892-93J00-243	SHIM, TAPPET (T:2.425)	16	
13-12	12892-93J00-245	SHIM, TAPPET (T:2.450)	16	
13-13	12892-93J00-248	SHIM, TAPPET (T:2.475)	16	
13-14	12892-93J00-250	SHIM, TAPPET (T:2.500)	16	
13-15	12892-93J00-253	SHIM, TAPPET (T:2.525)	16	
13-16	12892-93J00-255	SHIM, TAPPET (T:2.550)	16	
13-17	12892-93J00-258	SHIM, TAPPET (T:2.575)	16	
13-18	12892-93J00-260	SHIM, TAPPET (T:2.600)	16	
13-19	12892-93J00-263	SHIM, TAPPET (T:2.625)	16	
13-20	12892-93J00-265	SHIM, TAPPET (T:2.650)	16	
13-21	12892-93J00-268	SHIM, TAPPET (T:2.675)	16	

FIG.121L

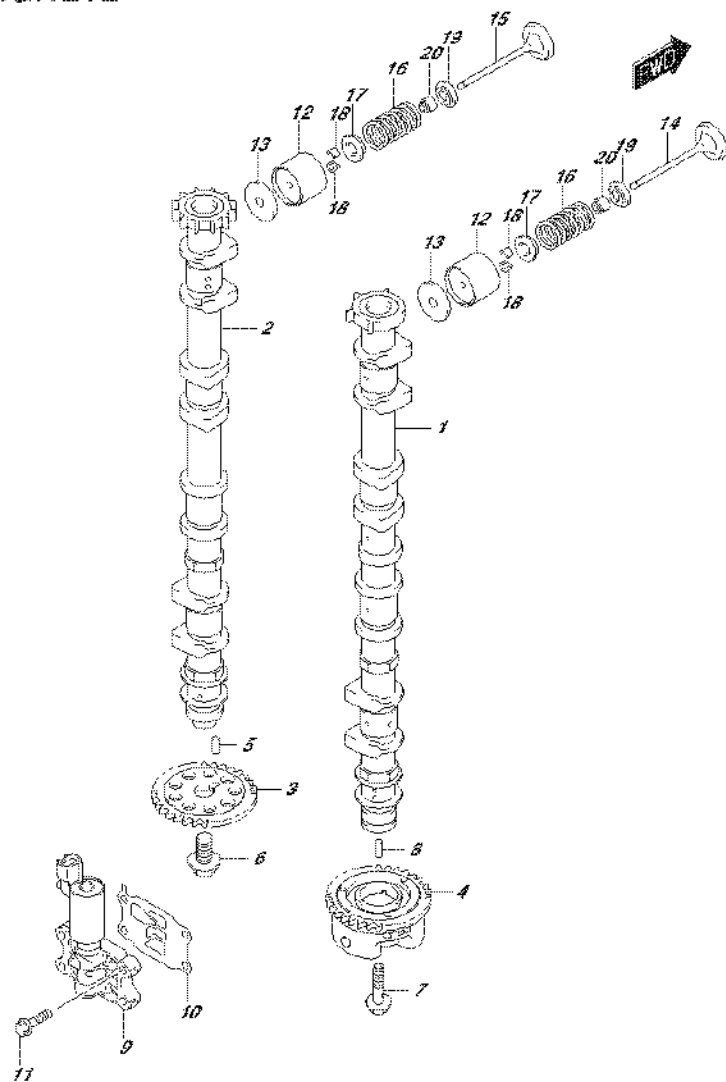


FIG.121L (1-E-2) CAMSHAFT (DF175TG E01)

REF NO.	PART NO.	DESCRIPTION	Q'TY	REMARKS
13-22	12892-93J00-270	SHIM, TAPPET (T:2.700)	16	
13-23	12892-93J00-273	SHIM, TAPPET (T:2.725)	16	
13-24	12892-93J00-275	SHIM, TAPPET (T:2.750)	16	
13-25	12892-93J00-278	SHIM, TAPPET (T:2.775)	16	
13-26	12892-93J00-280	SHIM, TAPPET (T:2.800)	16	
13-27	12892-93J00-283	SHIM, TAPPET (T:2.825)	16	
13-28	12892-93J00-285	SHIM, TAPPET (T:2.850)	16	
13-29	12892-93J00-288	SHIM, TAPPET (T:2.875)	16	
13-30	12892-93J00-290	SHIM, TAPPET (T:2.900)	16	
13-31	12892-93J00-293	SHIM, TAPPET (T:2.925)	16	
13-32	12892-93J00-295	SHIM, TAPPET (T:2.950)	16	
13-33	12892-93J00-298	SHIM, TAPPET (T:2.975)	16	
13-34	12892-93J00-300	SHIM, TAPPET (T:3.000)	16	
14	12911-93J00	VALVE, INTAKE	8	
15	12915-93J50	VALVE, EXHAUST	8	
16	12921-93J10	SPRING, VALVE	16	
17	12931-78G00	RETAINER, VALVE SPRING	16	
18	12932-24400	COTTER, VALVE	32	
19	12933-69G10	SEAT, VALVE SPRING	16	
20	09289-05012	OIL SEAL (5.5X11.5X9.3)	16	

FIG.121M

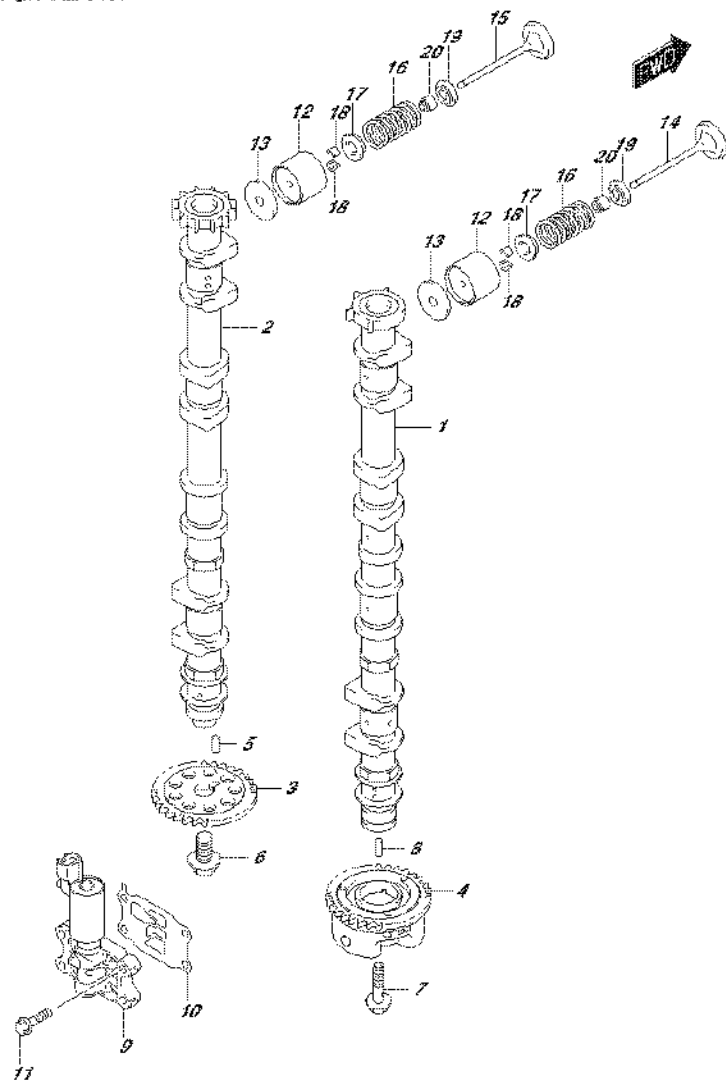


FIG.121M (1-E-3) CAMSHAFT (DF175TG E40)

REF NO.	PART NO.	DESCRIPTION	Q'TY	REMARKS
1	12701-96J30	CAMSHAFT, INTAKE	1	
2	12705-96J50	CAMSHAFT, EXHAUST	1	
3	12748-96J00	SPROCKET, EXH CAMSHAFT (NT:30)	1	
4	12740-96J00	SPROCKET ASSY, CAM TIMING (NT:30)	1	
5	09202-05033	PIN (5X14.8)	1	
6	12749-93J00	BOLT, CAMSHAFT EXH	1	
7	12753-93J00	BOLT, INTAKE CAMSHAFT	1	
8	09202-05032	PIN (5X12)	1	
9	16550-93J00	VALVE, OIL CONTROL	1	
10	16555-93J00	GASKET, OCV	1	
11	01550-06257	BOLT	4	
12	12891-93J00	TAPPET	16	
13-1	12892-93J00-218	SHIM, TAPPET (T:2.175)	16	
13-2	12892-93J00-220	SHIM, TAPPET (T:2.200)	16	
13-3	12892-93J00-223	SHIM, TAPPET (T:2.225)	16	
13-4	12892-93J00-225	SHIM, TAPPET (T:2.250)	16	
13-5	12892-93J00-228	SHIM, TAPPET (T:2.275)	16	
13-6	12892-93J00-230	SHIM, TAPPET (T:2.300)	16	
13-7	12892-93J00-233	SHIM, TAPPET (T:2.325)	16	
13-8	12892-93J00-235	SHIM, TAPPET (T:2.350)	16	
13-9	12892-93J00-238	SHIM, TAPPET (T:2.375)	16	
13-10	12892-93J00-240	SHIM, TAPPET (T:2.400)	16	
13-11	12892-93J00-243	SHIM, TAPPET (T:2.425)	16	
13-12	12892-93J00-245	SHIM, TAPPET (T:2.450)	16	
13-13	12892-93J00-248	SHIM, TAPPET (T:2.475)	16	
13-14	12892-93J00-250	SHIM, TAPPET (T:2.500)	16	
13-15	12892-93J00-253	SHIM, TAPPET (T:2.525)	16	
13-16	12892-93J00-255	SHIM, TAPPET (T:2.550)	16	
13-17	12892-93J00-258	SHIM, TAPPET (T:2.575)	16	
13-18	12892-93J00-260	SHIM, TAPPET (T:2.600)	16	
13-19	12892-93J00-263	SHIM, TAPPET (T:2.625)	16	
13-20	12892-93J00-265	SHIM, TAPPET (T:2.650)	16	
13-21	12892-93J00-268	SHIM, TAPPET (T:2.675)	16	

FIG.121M

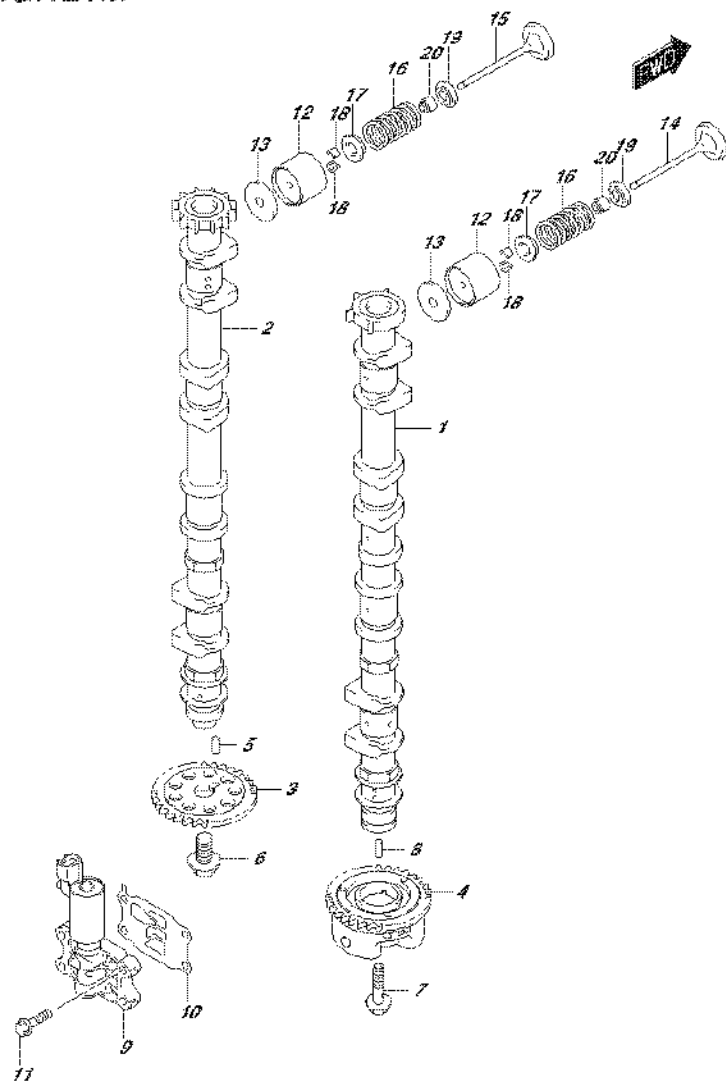


FIG.121M (1-E-4) CAMSHAFT (DF175TG E40)

REF NO.	PART NO.	DESCRIPTION	Q'TY	REMARKS
13-22	12892-93J00-270	SHIM, TAPPET (T:2.700)	16	
13-23	12892-93J00-273	SHIM, TAPPET (T:2.725)	16	
13-24	12892-93J00-275	SHIM, TAPPET (T:2.750)	16	
13-25	12892-93J00-278	SHIM, TAPPET (T:2.775)	16	
13-26	12892-93J00-280	SHIM, TAPPET (T:2.800)	16	
13-27	12892-93J00-283	SHIM, TAPPET (T:2.825)	16	
13-28	12892-93J00-285	SHIM, TAPPET (T:2.850)	16	
13-29	12892-93J00-288	SHIM, TAPPET (T:2.875)	16	
13-30	12892-93J00-290	SHIM, TAPPET (T:2.900)	16	
13-31	12892-93J00-293	SHIM, TAPPET (T:2.925)	16	
13-32	12892-93J00-295	SHIM, TAPPET (T:2.950)	16	
13-33	12892-93J00-298	SHIM, TAPPET (T:2.975)	16	
13-34	12892-93J00-300	SHIM, TAPPET (T:3.000)	16	
14	12911-93J00	VALVE, INTAKE	8	
15	12915-93J50	VALVE, EXHAUST	8	
16	12921-93J10	SPRING, VALVE	16	
17	12931-78G00	RETAINER, VALVE SPRING	16	
18	12932-24400	COTTER, VALVE	32	
19	12933-69G10	SEAT, VALVE SPRING	16	
20	09289-05012	OIL SEAL (5.5X11.5X9.3)	16	

FIG.121N

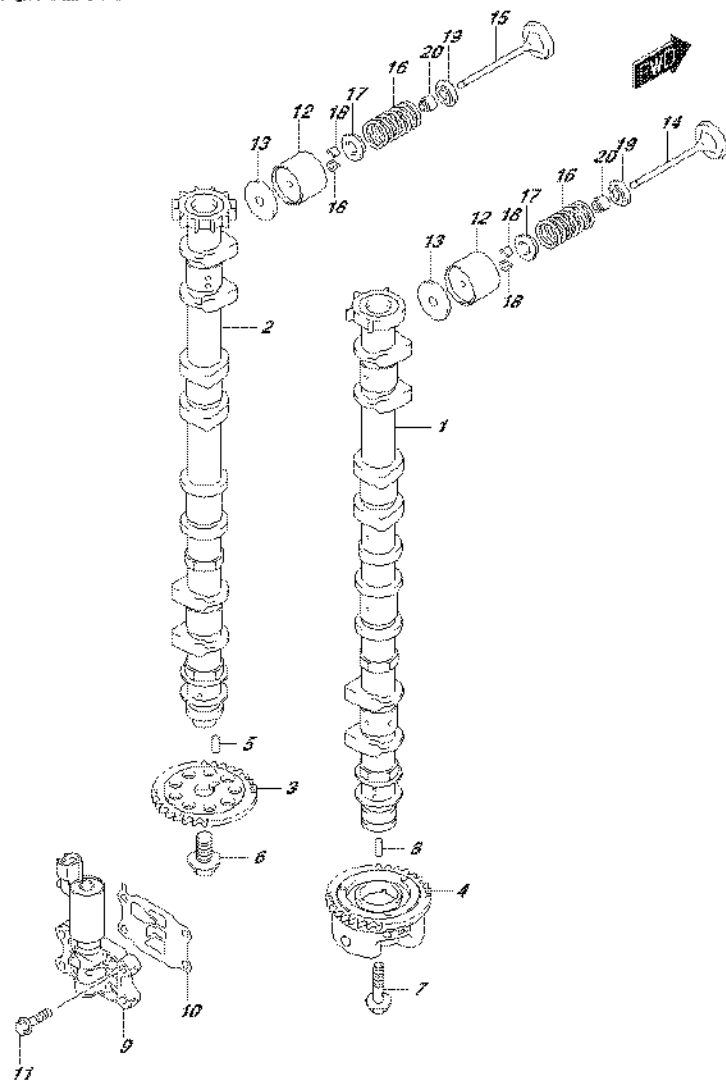


FIG.121N (1-E-5) CAMSHAFT (DF175Z E01)

REF NO.	PART NO.	DESCRIPTION	Q'TY	REMARKS
1	12701-96J30	CAMSHAFT, INTAKE	1	
2	12705-96J30	CAMSHAFT, EXHAUST	1	
3	12748-96J00	SPROCKET, EXH CAMSHAFT (NT:30)	1	
4	12740-96J00	SPROCKET ASSY, CAM TIMING (NT:30)	1	
5	09202-05033	PIN (5X14.8)	1	
6	12749-93J00	BOLT, CAMSHAFT EXH	1	
7	12753-93J00	BOLT, INTAKE CAMSHAFT	1	
8	09202-05032	PIN (5X12)	1	
9	16550-93J00	VALVE, OIL CONTROL	1	
10	16555-93J00	GASKET, OCV	1	
11	01550-06257	BOLT	4	
12	12891-93J00	TAPPET	16	
13-1	12892-93J00-218	SHIM, TAPPET (T:2.175)	16	
13-2	12892-93J00-220	SHIM, TAPPET (T:2.200)	16	
13-3	12892-93J00-223	SHIM, TAPPET (T:2.225)	16	
13-4	12892-93J00-225	SHIM, TAPPET (T:2.250)	16	
13-5	12892-93J00-228	SHIM, TAPPET (T:2.275)	16	
13-6	12892-93J00-230	SHIM, TAPPET (T:2.300)	16	
13-7	12892-93J00-233	SHIM, TAPPET (T:2.325)	16	
13-8	12892-93J00-235	SHIM, TAPPET (T:2.350)	16	
13-9	12892-93J00-238	SHIM, TAPPET (T:2.375)	16	
13-10	12892-93J00-240	SHIM, TAPPET (T:2.400)	16	
13-11	12892-93J00-243	SHIM, TAPPET (T:2.425)	16	
13-12	12892-93J00-245	SHIM, TAPPET (T:2.450)	16	
13-13	12892-93J00-248	SHIM, TAPPET (T:2.475)	16	
13-14	12892-93J00-250	SHIM, TAPPET (T:2.500)	16	
13-15	12892-93J00-253	SHIM, TAPPET (T:2.525)	16	
13-16	12892-93J00-255	SHIM, TAPPET (T:2.550)	16	
13-17	12892-93J00-258	SHIM, TAPPET (T:2.575)	16	
13-18	12892-93J00-260	SHIM, TAPPET (T:2.600)	16	
13-19	12892-93J00-263	SHIM, TAPPET (T:2.625)	16	
13-20	12892-93J00-265	SHIM, TAPPET (T:2.650)	16	
13-21	12892-93J00-268	SHIM, TAPPET (T:2.675)	16	

FIG.121N

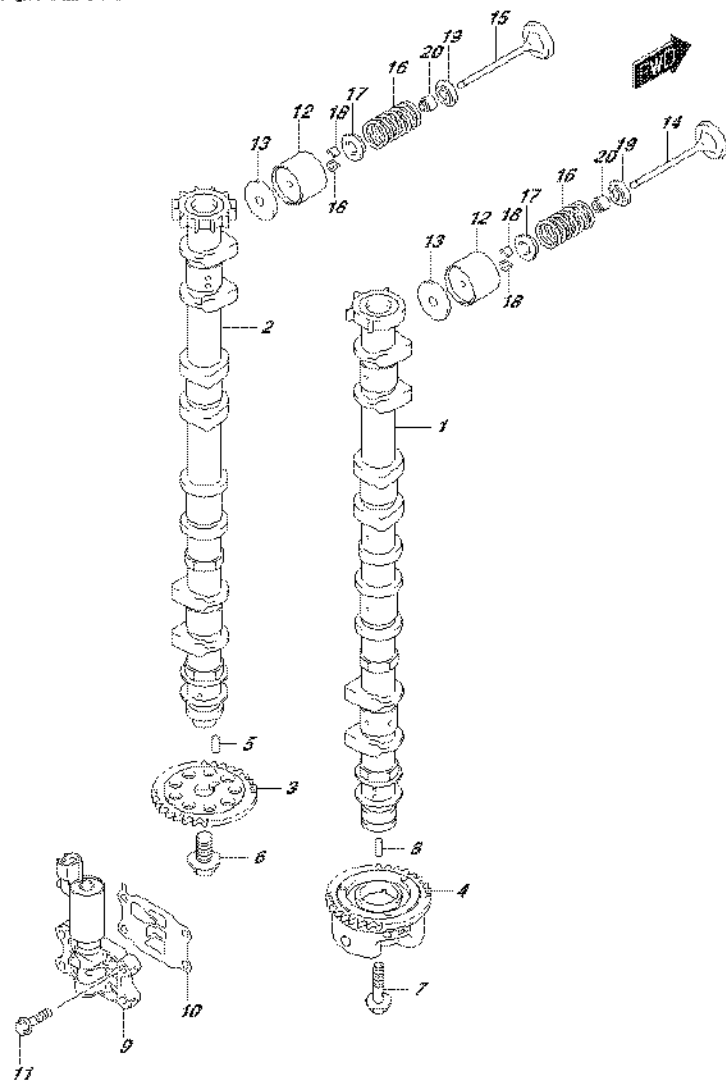


FIG.121N (1-E-6) CAMSHAFT (DF175Z E01)

REF NO.	PART NO.	DESCRIPTION	Q'TY	REMARKS
13-22	12892-93J00-270	SHIM, TAPPET (T:2.700)	16	
13-23	12892-93J00-273	SHIM, TAPPET (T:2.725)	16	
13-24	12892-93J00-275	SHIM, TAPPET (T:2.750)	16	
13-25	12892-93J00-278	SHIM, TAPPET (T:2.775)	16	
13-26	12892-93J00-280	SHIM, TAPPET (T:2.800)	16	
13-27	12892-93J00-283	SHIM, TAPPET (T:2.825)	16	
13-28	12892-93J00-285	SHIM, TAPPET (T:2.850)	16	
13-29	12892-93J00-288	SHIM, TAPPET (T:2.875)	16	
13-30	12892-93J00-290	SHIM, TAPPET (T:2.900)	16	
13-31	12892-93J00-293	SHIM, TAPPET (T:2.925)	16	
13-32	12892-93J00-295	SHIM, TAPPET (T:2.950)	16	
13-33	12892-93J00-298	SHIM, TAPPET (T:2.975)	16	
13-34	12892-93J00-300	SHIM, TAPPET (T:3.000)	16	
14	12911-93J00	VALVE, INTAKE	8	
15	12915-93J50	VALVE, EXHAUST	8	
16	12921-93J10	SPRING, VALVE	16	
17	12931-78G00	RETAINER, VALVE SPRING	16	
18	12932-24400	COTTER, VALVE	32	
19	12933-69G10	SEAT, VALVE SPRING	16	
20	09289-05012	OIL SEAL (5.5X11.5X9.3)	16	

FIG.121P

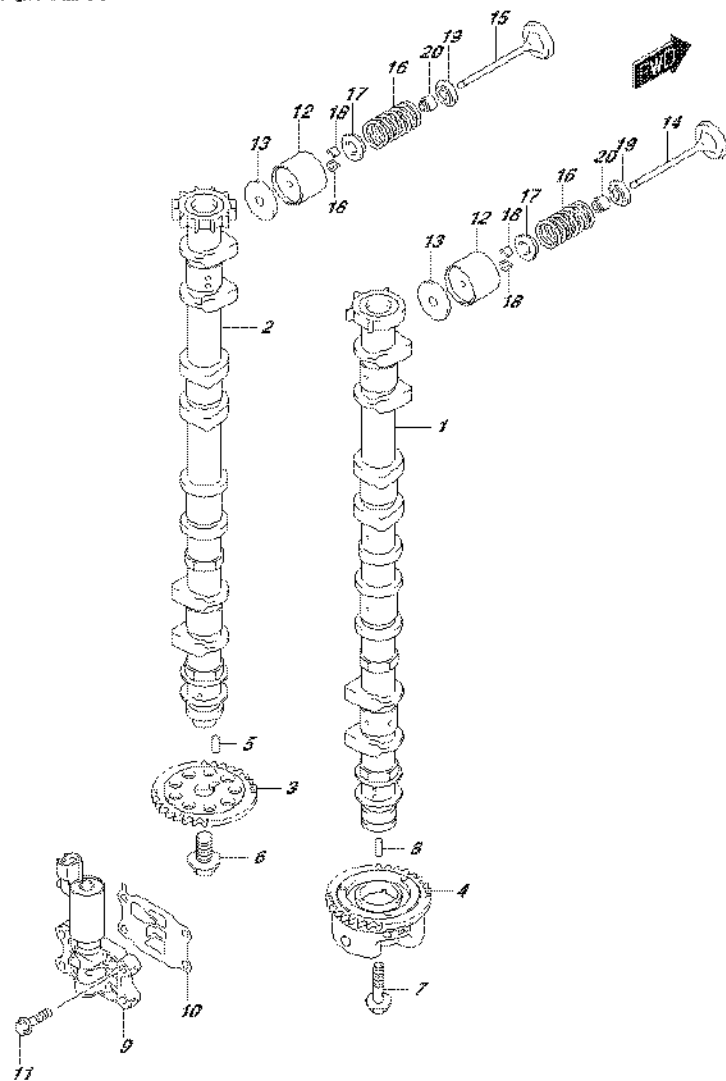


FIG.121P (1-E-7) CAMSHAFT (DF175Z E40)

REF NO.	PART NO.	DESCRIPTION	Q'TY	REMARKS
1	12701-96J30	CAMSHAFT, INTAKE	1	
2	12705-96J30	CAMSHAFT, EXHAUST	1	
3	12748-96J00	SPROCKET, EXH CAMSHAFT (NT:30)	1	
4	12740-96J00	SPROCKET ASSY, CAM TIMING (NT:30)	1	
5	09202-05033	PIN (5X14.8)	1	
6	12749-93J00	BOLT, CAMSHAFT EXH	1	
7	12753-93J00	BOLT, INTAKE CAMSHAFT	1	
8	09202-05032	PIN (5X12)	1	
9	16550-93J00	VALVE, OIL CONTROL	1	
10	16555-93J00	GASKET, OCV	1	
11	01550-06257	BOLT	4	
12	12891-93J00	TAPPET	16	
13-1	12892-93J00-218	SHIM, TAPPET (T:2.175)	16	
13-2	12892-93J00-220	SHIM, TAPPET (T:2.200)	16	
13-3	12892-93J00-223	SHIM, TAPPET (T:2.225)	16	
13-4	12892-93J00-225	SHIM, TAPPET (T:2.250)	16	
13-5	12892-93J00-228	SHIM, TAPPET (T:2.275)	16	
13-6	12892-93J00-230	SHIM, TAPPET (T:2.300)	16	
13-7	12892-93J00-233	SHIM, TAPPET (T:2.325)	16	
13-8	12892-93J00-235	SHIM, TAPPET (T:2.350)	16	
13-9	12892-93J00-238	SHIM, TAPPET (T:2.375)	16	
13-10	12892-93J00-240	SHIM, TAPPET (T:2.400)	16	
13-11	12892-93J00-243	SHIM, TAPPET (T:2.425)	16	
13-12	12892-93J00-245	SHIM, TAPPET (T:2.450)	16	
13-13	12892-93J00-248	SHIM, TAPPET (T:2.475)	16	
13-14	12892-93J00-250	SHIM, TAPPET (T:2.500)	16	
13-15	12892-93J00-253	SHIM, TAPPET (T:2.525)	16	
13-16	12892-93J00-255	SHIM, TAPPET (T:2.550)	16	
13-17	12892-93J00-258	SHIM, TAPPET (T:2.575)	16	
13-18	12892-93J00-260	SHIM, TAPPET (T:2.600)	16	
13-19	12892-93J00-263	SHIM, TAPPET (T:2.625)	16	
13-20	12892-93J00-265	SHIM, TAPPET (T:2.650)	16	
13-21	12892-93J00-268	SHIM, TAPPET (T:2.675)	16	

FIG.121P

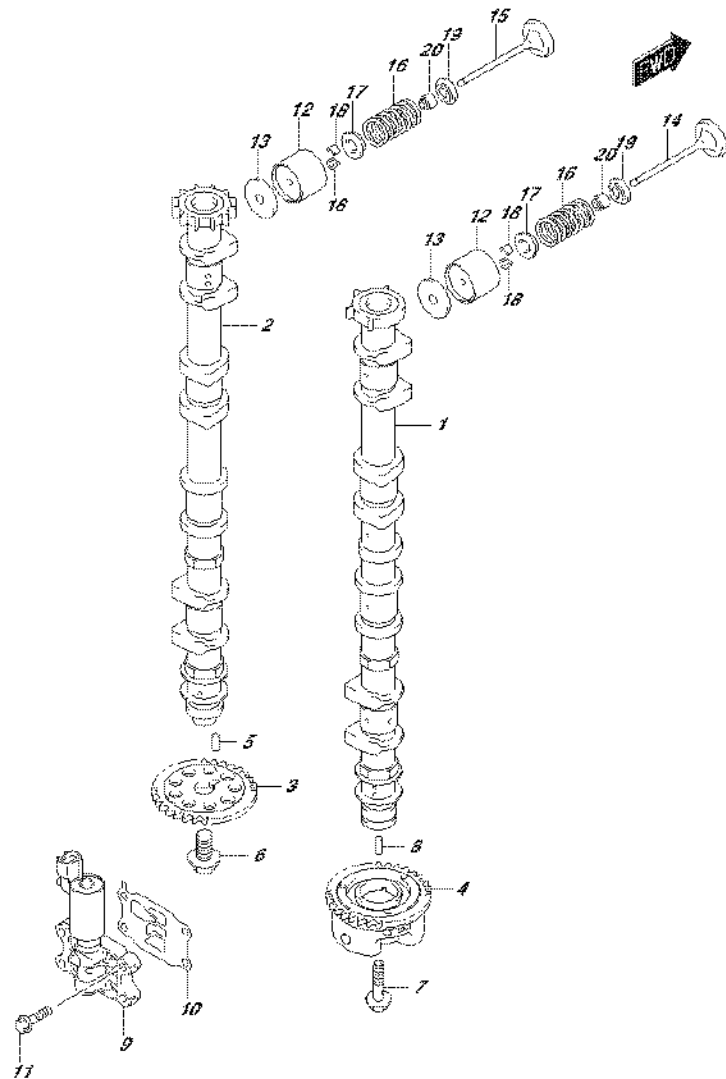


FIG.121P (1-E-8) CAMSHAFT (DF175Z E40)

REF NO.	PART NO.	DESCRIPTION	Q'TY	REMARKS
13-22	12892-93J00-270	SHIM, TAPPET (T:2.700)	16	
13-23	12892-93J00-273	SHIM, TAPPET (T:2.725)	16	
13-24	12892-93J00-275	SHIM, TAPPET (T:2.750)	16	
13-25	12892-93J00-278	SHIM, TAPPET (T:2.775)	16	
13-26	12892-93J00-280	SHIM, TAPPET (T:2.800)	16	
13-27	12892-93J00-283	SHIM, TAPPET (T:2.825)	16	
13-28	12892-93J00-285	SHIM, TAPPET (T:2.850)	16	
13-29	12892-93J00-288	SHIM, TAPPET (T:2.875)	16	
13-30	12892-93J00-290	SHIM, TAPPET (T:2.900)	16	
13-31	12892-93J00-293	SHIM, TAPPET (T:2.925)	16	
13-32	12892-93J00-295	SHIM, TAPPET (T:2.950)	16	
13-33	12892-93J00-298	SHIM, TAPPET (T:2.975)	16	
13-34	12892-93J00-300	SHIM, TAPPET (T:3.000)	16	
14	12911-93J00	VALVE, INTAKE	8	
15	12915-93J50	VALVE, EXHAUST	8	
16	12921-93J10	SPRING, VALVE	16	
17	12931-78G00	RETAINER, VALVE SPRING	16	
18	12932-24400	COTTER, VALVE	32	
19	12933-69G10	SEAT, VALVE SPRING	16	
20	09289-05012	OIL SEAL (5.5X11.5X9.3)	16	

FIG.121R

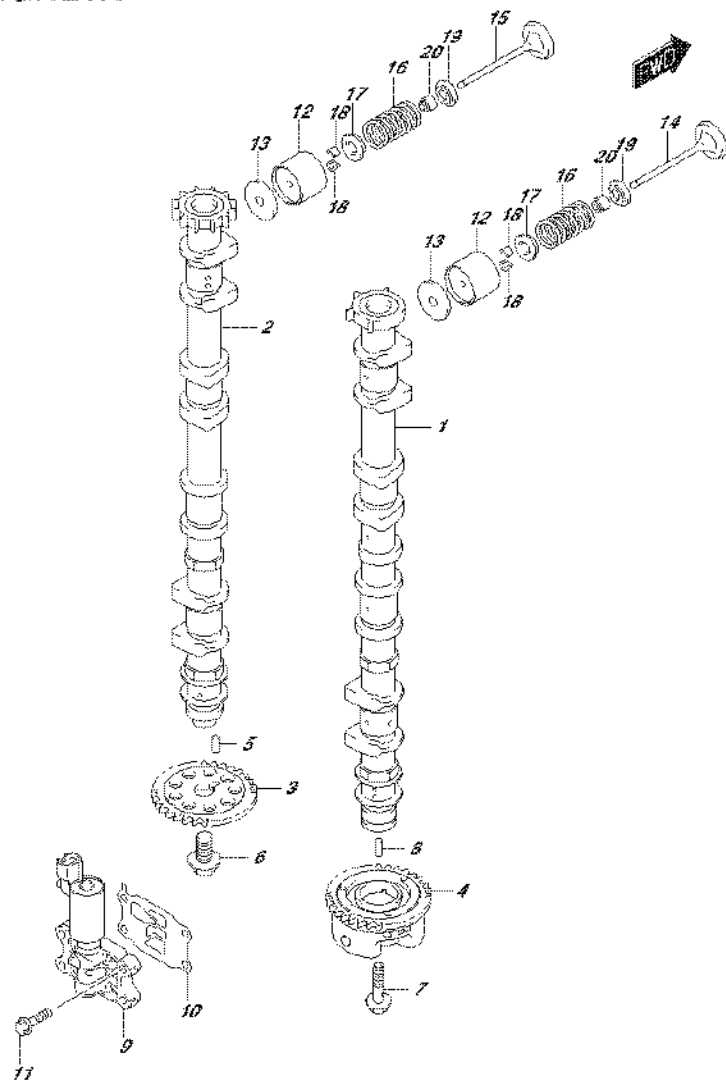


FIG.121R (1-E-9) CAMSHAFT (DF175ZG E01)

REF NO.	PART NO.	DESCRIPTION	Q'TY	REMARKS
1	12701-96J30	CAMSHAFT, INTAKE	1	
2	12705-96J50	CAMSHAFT, EXHAUST	1	
3	12748-96J00	SPROCKET, EXH CAMSHAFT (NT:30)	1	
4	12740-96J00	SPROCKET ASSY, CAM TIMING (NT:30)	1	
5	09202-05033	PIN (5X14.8)	1	
6	12749-93J00	BOLT, CAMSHAFT EXH	1	
7	12753-93J00	BOLT, INTAKE CAMSHAFT	1	
8	09202-05032	PIN (5X12)	1	
9	16550-93J00	VALVE, OIL CONTROL	1	
10	16555-93J00	GASKET, OCV	1	
11	01550-06257	BOLT	4	
12	12891-93J00	TAPPET	16	
13-1	12892-93J00-218	SHIM, TAPPET (T:2.175)	16	
13-2	12892-93J00-220	SHIM, TAPPET (T:2.200)	16	
13-3	12892-93J00-223	SHIM, TAPPET (T:2.225)	16	
13-4	12892-93J00-225	SHIM, TAPPET (T:2.250)	16	
13-5	12892-93J00-228	SHIM, TAPPET (T:2.275)	16	
13-6	12892-93J00-230	SHIM, TAPPET (T:2.300)	16	
13-7	12892-93J00-233	SHIM, TAPPET (T:2.325)	16	
13-8	12892-93J00-235	SHIM, TAPPET (T:2.350)	16	
13-9	12892-93J00-238	SHIM, TAPPET (T:2.375)	16	
13-10	12892-93J00-240	SHIM, TAPPET (T:2.400)	16	
13-11	12892-93J00-243	SHIM, TAPPET (T:2.425)	16	
13-12	12892-93J00-245	SHIM, TAPPET (T:2.450)	16	
13-13	12892-93J00-248	SHIM, TAPPET (T:2.475)	16	
13-14	12892-93J00-250	SHIM, TAPPET (T:2.500)	16	
13-15	12892-93J00-253	SHIM, TAPPET (T:2.525)	16	
13-16	12892-93J00-255	SHIM, TAPPET (T:2.550)	16	
13-17	12892-93J00-258	SHIM, TAPPET (T:2.575)	16	
13-18	12892-93J00-260	SHIM, TAPPET (T:2.600)	16	
13-19	12892-93J00-263	SHIM, TAPPET (T:2.625)	16	
13-20	12892-93J00-265	SHIM, TAPPET (T:2.650)	16	
13-21	12892-93J00-268	SHIM, TAPPET (T:2.675)	16	

FIG.121R

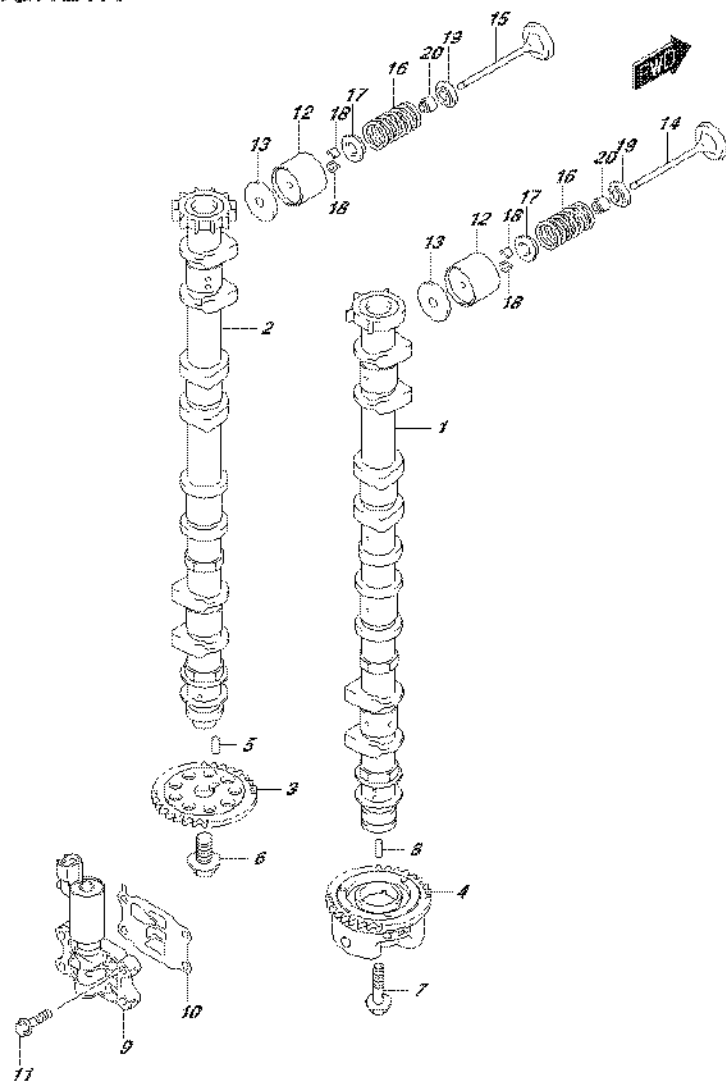
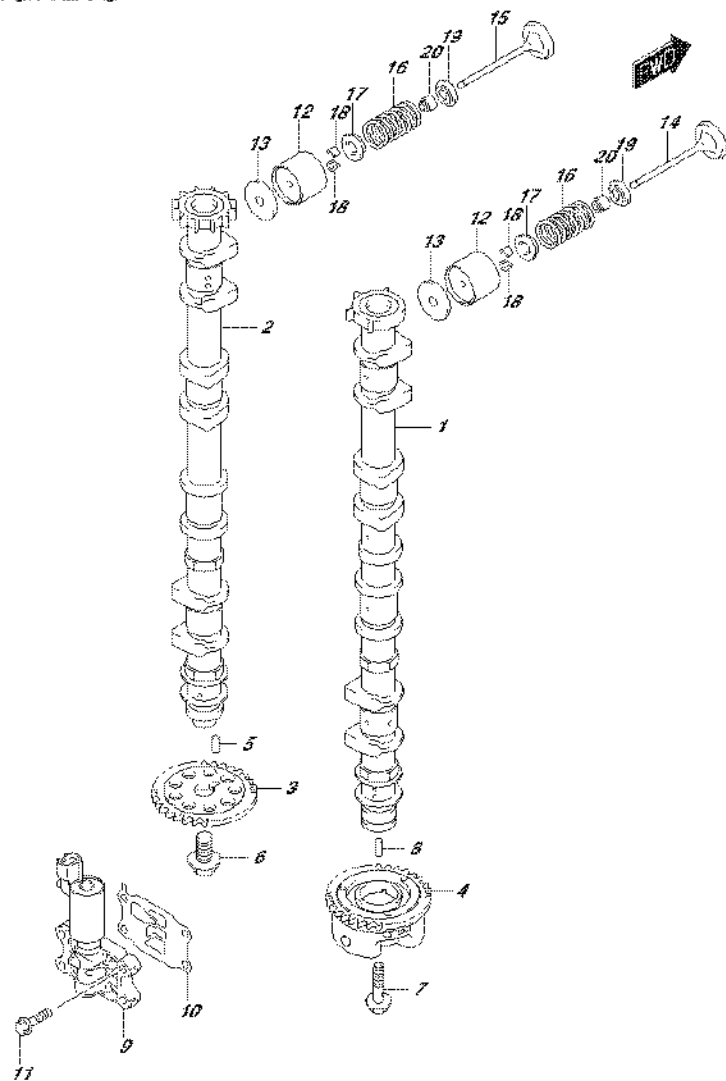


FIG.121R (1-E-10) CAMSHAFT (DF175ZG E01)

REF NO.	PART NO.	DESCRIPTION	Q'TY	REMARKS
13-22	12892-93J00-270	SHIM, TAPPET (T:2.700)	16	
13-23	12892-93J00-273	SHIM, TAPPET (T:2.725)	16	
13-24	12892-93J00-275	SHIM, TAPPET (T:2.750)	16	
13-25	12892-93J00-278	SHIM, TAPPET (T:2.775)	16	
13-26	12892-93J00-280	SHIM, TAPPET (T:2.800)	16	
13-27	12892-93J00-283	SHIM, TAPPET (T:2.825)	16	
13-28	12892-93J00-285	SHIM, TAPPET (T:2.850)	16	
13-29	12892-93J00-288	SHIM, TAPPET (T:2.875)	16	
13-30	12892-93J00-290	SHIM, TAPPET (T:2.900)	16	
13-31	12892-93J00-293	SHIM, TAPPET (T:2.925)	16	
13-32	12892-93J00-295	SHIM, TAPPET (T:2.950)	16	
13-33	12892-93J00-298	SHIM, TAPPET (T:2.975)	16	
13-34	12892-93J00-300	SHIM, TAPPET (T:3.000)	16	
14	12911-93J00	VALVE, INTAKE	8	
15	12915-93J50	VALVE, EXHAUST	8	
16	12921-93J10	SPRING, VALVE	16	
17	12931-78G00	RETAINER, VALVE SPRING	16	
18	12932-24400	COTTER, VALVE	32	
19	12933-69G10	SEAT, VALVE SPRING	16	
20	09289-05012	OIL SEAL (5.5X11.5X9.3)	16	

FIG.121S



DF175_E01_016_121S
CAMSHAFT

FIG.121S (1-E-11) CAMSHAFT (DF175ZG E40)

REF NO.	PART NO.	DESCRIPTION	Q'TY	REMARKS
1	12701-96J30	CAMSHAFT, INTAKE	1	
2	12705-96J50	CAMSHAFT, EXHAUST	1	
3	12748-96J00	SPROCKET, EXH CAMSHAFT (NT:30)	1	
4	12740-96J00	SPROCKET ASSY, CAM TIMING (NT:30)	1	
5	09202-05033	PIN (5X14.8)	1	
6	12749-93J00	BOLT, CAMSHAFT EXH	1	
7	12753-93J00	BOLT, INTAKE CAMSHAFT	1	
8	09202-05032	PIN (5X12)	1	
9	16550-93J00	VALVE, OIL CONTROL	1	
10	16555-93J00	GASKET, OCV	1	
11	01550-06257	BOLT	4	
12	12891-93J00	TAPPET	16	
13-1	12892-93J00-218	SHIM, TAPPET (T:2.175)	16	
13-2	12892-93J00-220	SHIM, TAPPET (T:2.200)	16	
13-3	12892-93J00-223	SHIM, TAPPET (T:2.225)	16	
13-4	12892-93J00-225	SHIM, TAPPET (T:2.250)	16	
13-5	12892-93J00-228	SHIM, TAPPET (T:2.275)	16	
13-6	12892-93J00-230	SHIM, TAPPET (T:2.300)	16	
13-7	12892-93J00-233	SHIM, TAPPET (T:2.325)	16	
13-8	12892-93J00-235	SHIM, TAPPET (T:2.350)	16	
13-9	12892-93J00-238	SHIM, TAPPET (T:2.375)	16	
13-10	12892-93J00-240	SHIM, TAPPET (T:2.400)	16	
13-11	12892-93J00-243	SHIM, TAPPET (T:2.425)	16	
13-12	12892-93J00-245	SHIM, TAPPET (T:2.450)	16	
13-13	12892-93J00-248	SHIM, TAPPET (T:2.475)	16	
13-14	12892-93J00-250	SHIM, TAPPET (T:2.500)	16	
13-15	12892-93J00-253	SHIM, TAPPET (T:2.525)	16	
13-16	12892-93J00-255	SHIM, TAPPET (T:2.550)	16	
13-17	12892-93J00-258	SHIM, TAPPET (T:2.575)	16	
13-18	12892-93J00-260	SHIM, TAPPET (T:2.600)	16	
13-19	12892-93J00-263	SHIM, TAPPET (T:2.625)	16	
13-20	12892-93J00-265	SHIM, TAPPET (T:2.650)	16	
13-21	12892-93J00-268	SHIM, TAPPET (T:2.675)	16	

DF175_E01_016

FIG.121S

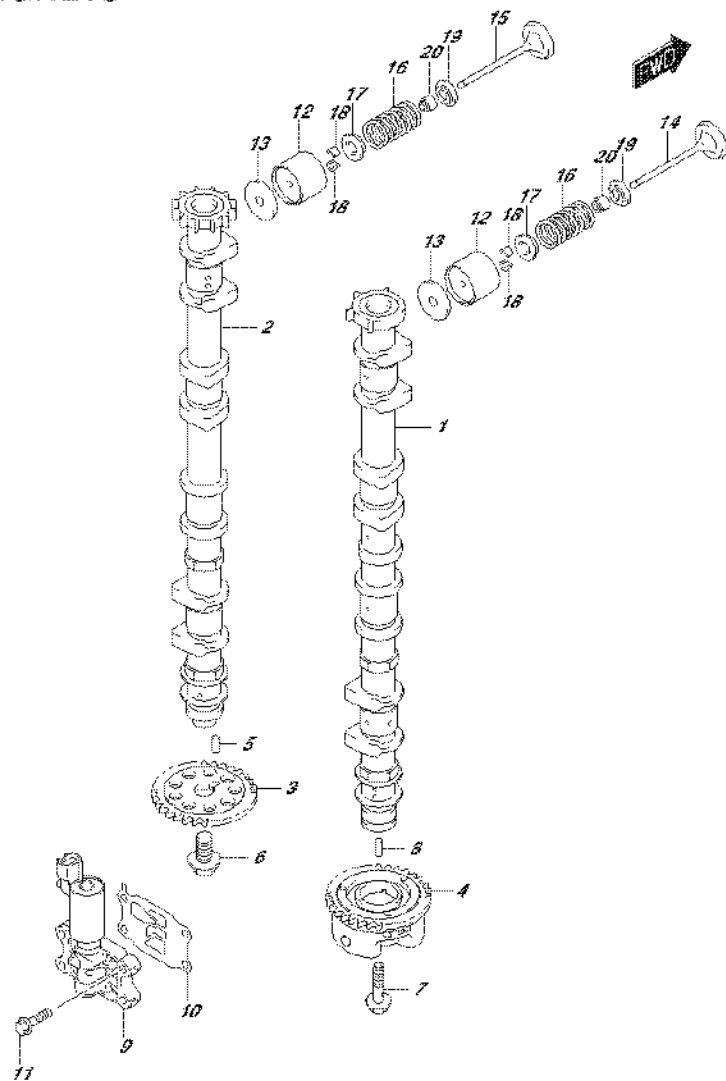


FIG.121S (1-E-12) CAMSHAFT (DF175ZG E40)

REF NO.	PART NO.	DESCRIPTION	Q'TY	REMARKS
13-22	12892-93J00-270	SHIM, TAPPET (T:2.700)	16	
13-23	12892-93J00-273	SHIM, TAPPET (T:2.725)	16	
13-24	12892-93J00-275	SHIM, TAPPET (T:2.750)	16	
13-25	12892-93J00-278	SHIM, TAPPET (T:2.775)	16	
13-26	12892-93J00-280	SHIM, TAPPET (T:2.800)	16	
13-27	12892-93J00-283	SHIM, TAPPET (T:2.825)	16	
13-28	12892-93J00-285	SHIM, TAPPET (T:2.850)	16	
13-29	12892-93J00-288	SHIM, TAPPET (T:2.875)	16	
13-30	12892-93J00-290	SHIM, TAPPET (T:2.900)	16	
13-31	12892-93J00-293	SHIM, TAPPET (T:2.925)	16	
13-32	12892-93J00-295	SHIM, TAPPET (T:2.950)	16	
13-33	12892-93J00-298	SHIM, TAPPET (T:2.975)	16	
13-34	12892-93J00-300	SHIM, TAPPET (T:3.000)	16	
14	12911-93J00	VALVE, INTAKE	8	
15	12915-93J50	VALVE, EXHAUST	8	
16	12921-93J10	SPRING, VALVE	16	
17	12931-78G00	RETAINER, VALVE SPRING	16	
18	12932-24400	COTTER, VALVE	32	
19	12933-69G10	SEAT, VALVE SPRING	16	
20	09289-05012	OIL SEAL (5.5X11.5X9.3)	16	

FIG. 123A

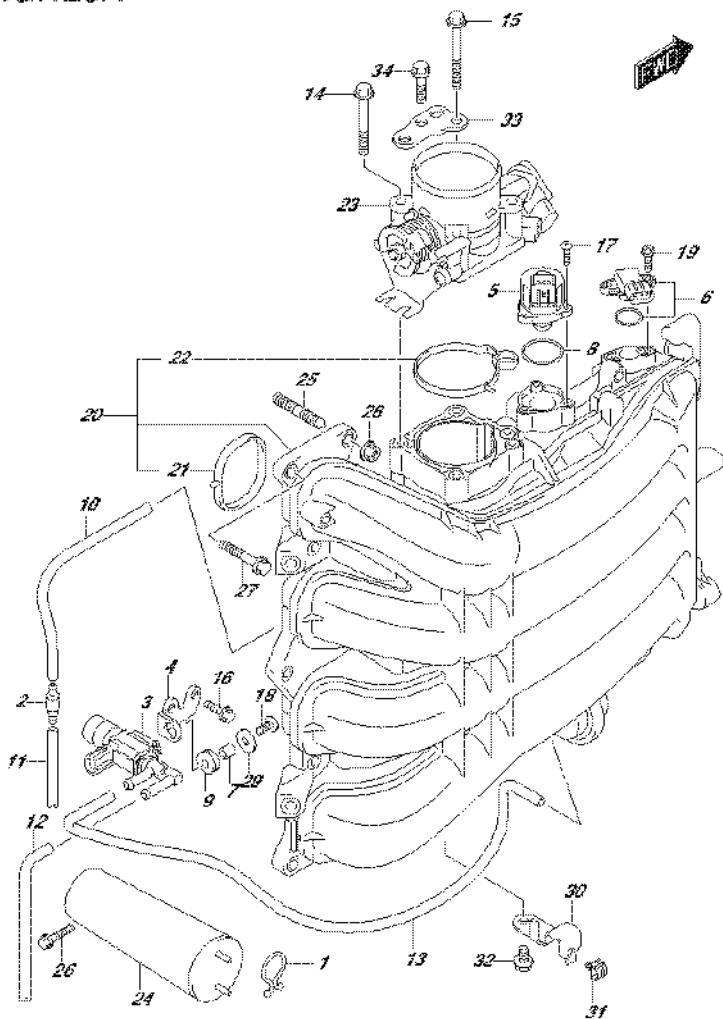


FIG.123A (1-E-13) INTAKE MANIFOLD/THROTTLE BODY (DF150T E01)

REF NO.	PART NO.	DESCRIPTION	Q'TY	REMARKS
1	09408-00008	CLIP (ID:20)	1	
2	13162-93J00	VALVE, CHECK	1	
3	18117-93J00	VALVE, VACUUM SWITCHING	1	
4	18119-96J00	BRACKET, VACUUM SW VALVE	1	
5	18137-93J00	VALVE, IAC	1	
6	18590-68H00	SENSOR, MAP	1	
7	09180-05047	SPACER (5.5X8X7.5)	1	
8	09280-29006	O RING (D:2.ID:29.5)	1	
9	09320-07015	CUSHION	1	
10	09355-35754-601	HOSE (3.5X7.5X601)	1	L:601->250
11	09355-35754-601	HOSE (3.5X7.5X601)	1	L:601->250
12	09355-35754-601	HOSE (3.5X7.5X601)	1	L:601->470
13	09355-35754-601	HOSE (3.5X7.5X601)	1	L:601->600
14	01550-08557	BOLT	3	
15	01550-08607	BOLT	1	
16	01550-06167	BOLT	2	
17	02112-34167	SCREW	3	
18	02112-05127	SCREW	1	
19	02162-05207	SCREW	2	
20	13110-96J00	MANIFOLD, INTAKE	1	
21	13119-96J00	.GASKET, INTAKE MANIFOLD	4	
22	13125-96J00	.GASKET, THROTTLE BODY	1	
23	13300-96J00	BODY ASSY, THROTTLE	1	
24	13730-96J01	CHAMBER, VACUUM	1	
25	01421-08257	STUD BOLT	2	
26	01550-06257	BOLT	2	
27	01550-08307	BOLT	8	
28	08316-10087	NUT	2	
29	09160-05045	WASHER (5.5X18X1)	1	
30	63615-96J00	BRACKET, THROTTLE CABLE CLAMP	1	
31	09403-05312	CLAMP	1	
32	01550-06127	BOLT	1	
33	13315-96J00	BRACKET, THROTTLE BODY	1	
34	01550-08207	BOLT	3	

FIG. 123B

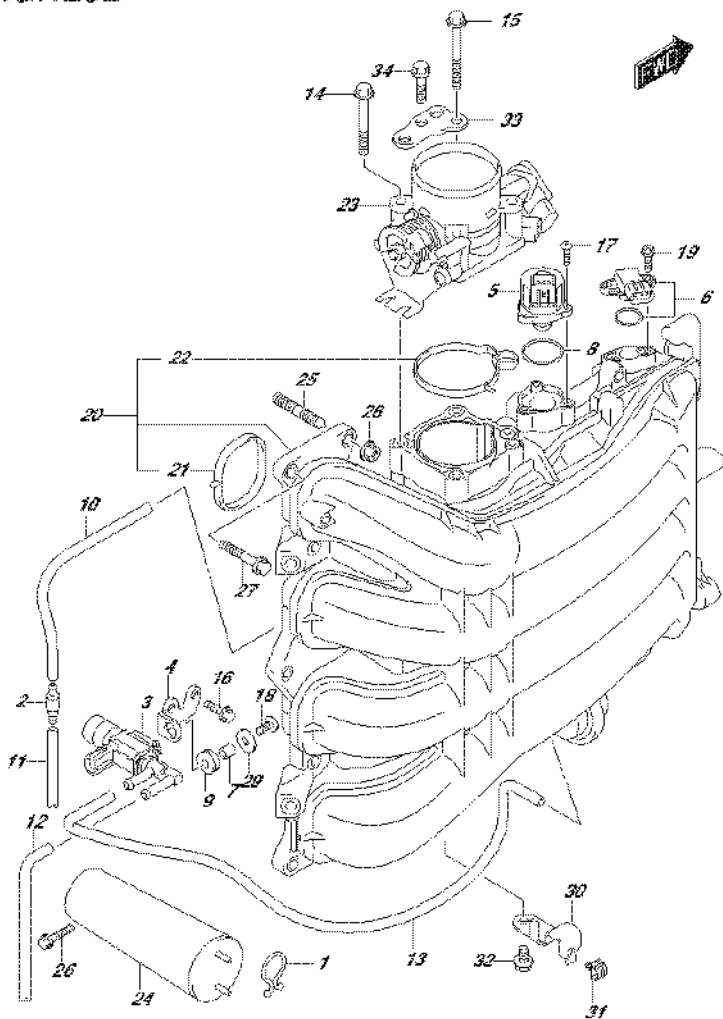


FIG.123B (1-E-14) INTAKE MANIFOLD/THROTTLE BODY (DF150T E40)

REF NO.	PART NO.	DESCRIPTION	Q'TY	REMARKS
1	09408-00008	CLIP (ID:20)	1	
2	13162-93J00	VALVE, CHECK	1	
3	18117-93J00	VALVE, VACUUM SWITCHING	1	
4	18119-96J00	BRACKET, VACUUM SW VALVE	1	
5	18137-93J00	VALVE, IAC	1	
6	18590-68H00	SENSOR, MAP	1	
7	09180-05047	SPACER (5.5X8X7.5)	1	
8	09280-29006	O RING (D:2.ID:29.5)	1	
9	09320-07015	CUSHION	1	
10	09355-35754-601	HOSE (3.5X7.5X601)	1	L:601->250
11	09355-35754-601	HOSE (3.5X7.5X601)	1	L:601->250
12	09355-35754-601	HOSE (3.5X7.5X601)	1	L:601->470
13	09355-35754-601	HOSE (3.5X7.5X601)	1	L:601->600
14	01550-08557	BOLT	3	
15	01550-08607	BOLT	1	
16	01550-06167	BOLT	2	
17	02112-34167	SCREW	3	
18	02112-05127	SCREW	1	
19	02162-05207	SCREW	2	
20	13110-96J00	MANIFOLD, INTAKE	1	
21	13119-96J00	.GASKET, INTAKE MANIFOLD	4	
22	13125-96J00	.GASKET, THROTTLE BODY	1	
23	13300-96J00	BODY ASSY, THROTTLE	1	
24	13730-96J01	CHAMBER, VACUUM	1	
25	01421-08257	STUD BOLT	2	
26	01550-06257	BOLT	2	
27	01550-08307	BOLT	8	
28	08316-10087	NUT	2	
29	09160-05045	WASHER (5.5X18X1)	1	
30	63615-96J00	BRACKET, THROTTLE CABLE CLAMP	1	
31	09403-05312	CLAMP	1	
32	01550-06127	BOLT	1	
33	13315-96J00	BRACKET, THROTTLE BODY	1	
34	01550-08207	BOLT	3	

FIG. 123C

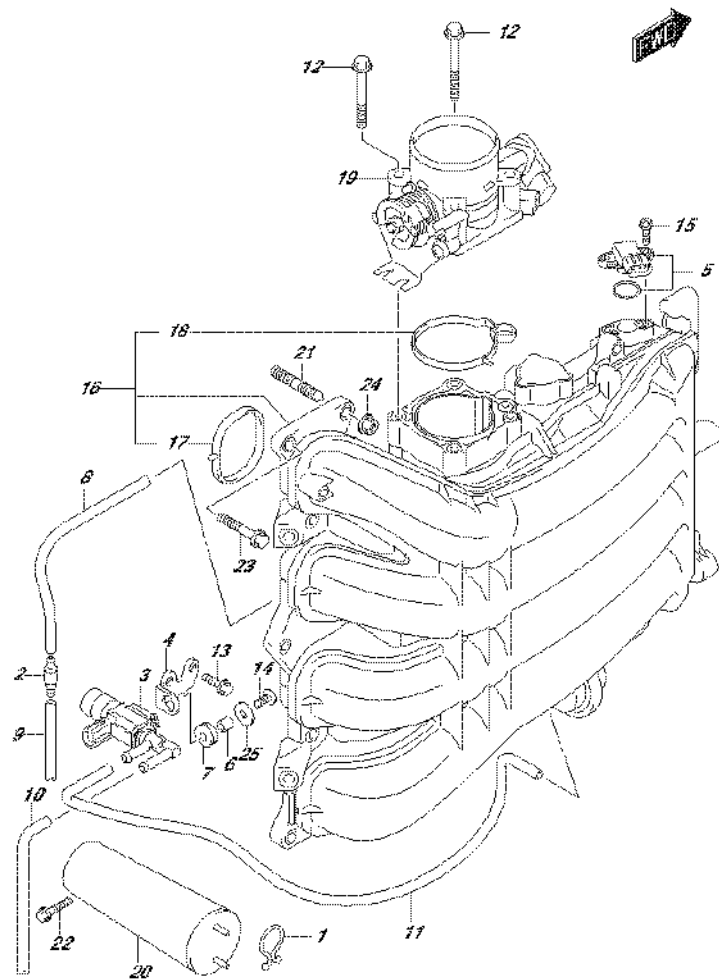


FIG.123C (1-E-15) INTAKE MANIFOLD/THROTTLE BODY (DF150TG E01)

REF NO.	PART NO.	DESCRIPTION	Q'TY	REMARKS
1	09408-00008	CLIP (ID:20)	1	
2	13162-93J00	VALVE, CHECK	1	
3	18117-93J00	VALVE, VACUUM SWITCHING	1	
4	18119-96J00	BRACKET, VACUUM SW VALVE	1	
5	18590-68H00	SENSOR, MAP	1	
6	09180-05047	SPACER (5.5X8X7.5)	1	
7	09320-07015	CUSHION	1	
8	09355-35754-601	HOSE (3.5X7.5X601)	1	L:601->250
9	09355-35754-601	HOSE (3.5X7.5X601)	1	L:601->250
10	09355-35754-601	HOSE (3.5X7.5X601)	1	L:601->470
11	09355-35754-601	HOSE (3.5X7.5X601)	1	L:601->600
12	01550-08607	BOLT	4	
13	01550-06167	BOLT	2	
14	02112-05127	SCREW	1	
15	02162-05207	SCREW	2	
16	13110-96J10	MANIFOLD, INTAKE	1	
17	13119-96J00	.GASKET, INTAKE MANIFOLD	4	
18	13125-96J00	.GASKET, THROTTLE BODY	1	
19	13300-96J10	BODY ASSY, THROTTLE	1	
20	13730-96J01	CHAMBER, VACUUM	1	
21	01421-08257	STUD BOLT	2	
22	01550-06257	BOLT	2	
23	01550-08307	BOLT	8	
24	08316-10087	NUT	2	
25	09160-05045	WASHER (5.5X18X1)	1	

FIG. 123D

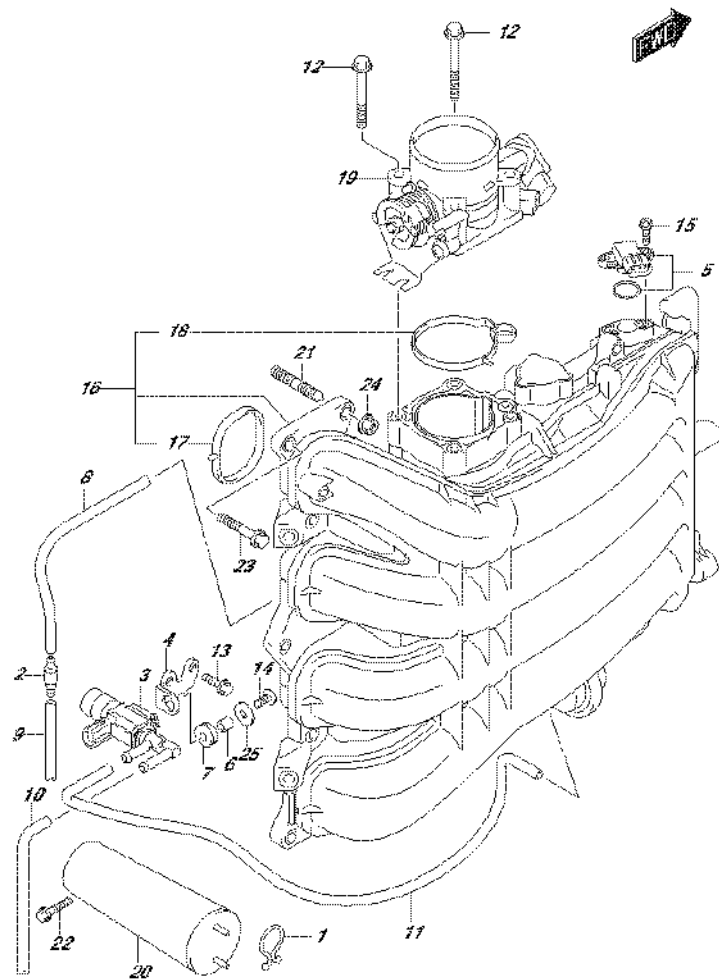


FIG.123D (1-F-2) INTAKE MANIFOLD/THROTTLE BODY (DF150TG E40)

REF NO.	PART NO.	DESCRIPTION	Q'TY	REMARKS
1	09408-00008	CLIP (ID:20)	1	
2	13162-93J00	VALVE, CHECK	1	
3	18117-93J00	VALVE, VACUUM SWITCHING	1	
4	18119-96J00	BRACKET, VACUUM SW VALVE	1	
5	18590-68H00	SENSOR, MAP	1	
6	09180-05047	SPACER (5.5X8X7.5)	1	
7	09320-07015	CUSHION	1	
8	09355-35754-601	HOSE (3.5X7.5X601)	1	L:601->250
9	09355-35754-601	HOSE (3.5X7.5X601)	1	L:601->250
10	09355-35754-601	HOSE (3.5X7.5X601)	1	L:601->470
11	09355-35754-601	HOSE (3.5X7.5X601)	1	L:601->600
12	01550-08607	BOLT	4	
13	01550-06167	BOLT	2	
14	02112-05127	SCREW	1	
15	02162-05207	SCREW	2	
16	13110-96J10	MANIFOLD, INTAKE	1	
17	13119-96J00	.GASKET, INTAKE MANIFOLD	4	
18	13125-96J00	.GASKET, THROTTLE BODY	1	
19	13300-96J10	BODY ASSY, THROTTLE	1	
20	13730-96J01	CHAMBER, VACUUM	1	
21	01421-08257	STUD BOLT	2	
22	01550-06257	BOLT	2	
23	01550-08307	BOLT	8	
24	08316-10087	NUT	2	
25	09160-05045	WASHER (5.5X18X1)	1	

FIG. 123E

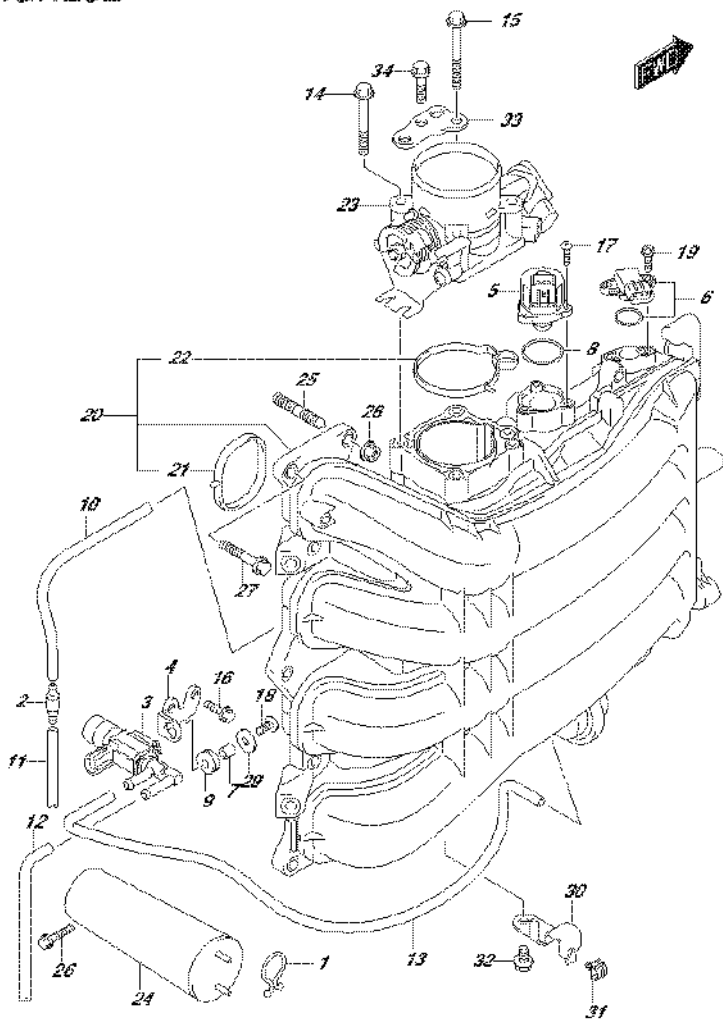


FIG.123E (1-F-3) INTAKE MANIFOLD/THROTTLE BODY (DF150Z E01)

REF NO.	PART NO.	DESCRIPTION	Q'TY	REMARKS
1	09408-00008	CLIP (ID:20)	1	
2	13162-93J00	VALVE, CHECK	1	
3	18117-93J00	VALVE, VACUUM SWITCHING	1	
4	18119-96J00	BRACKET, VACUUM SW VALVE	1	
5	18137-93J00	VALVE, IAC	1	
6	18590-68H00	SENSOR, MAP	1	
7	09180-05047	SPACER (5.5X8X7.5)	1	
8	09280-29006	O RING (D:2.ID:29.5)	1	
9	09320-07015	CUSHION	1	
10	09355-35754-601	HOSE (3.5X7.5X601)	1	L:601->250
11	09355-35754-601	HOSE (3.5X7.5X601)	1	L:601->250
12	09355-35754-601	HOSE (3.5X7.5X601)	1	L:601->470
13	09355-35754-601	HOSE (3.5X7.5X601)	1	L:601->600
14	01550-08557	BOLT	3	
15	01550-08607	BOLT	1	
16	01550-06167	BOLT	2	
17	02112-34167	SCREW	3	
18	02112-05127	SCREW	1	
19	02162-05207	SCREW	2	
20	13110-96J00	MANIFOLD, INTAKE	1	
21	13119-96J00	.GASKET, INTAKE MANIFOLD	4	
22	13125-96J00	.GASKET, THROTTLE BODY	1	
23	13300-96J00	BODY ASSY, THROTTLE	1	
24	13730-96J01	CHAMBER, VACUUM	1	
25	01421-08257	STUD BOLT	2	
26	01550-06257	BOLT	2	
27	01550-08307	BOLT	8	
28	08316-10087	NUT	2	
29	09160-05045	WASHER (5.5X18X1)	1	
30	63615-96J00	BRACKET, THROTTLE CABLE CLAMP	1	
31	09403-05312	CLAMP	1	
32	01550-06127	BOLT	1	
33	13315-96J00	BRACKET, THROTTLE BODY	1	
34	01550-08207	BOLT	3	

FIG. 123F

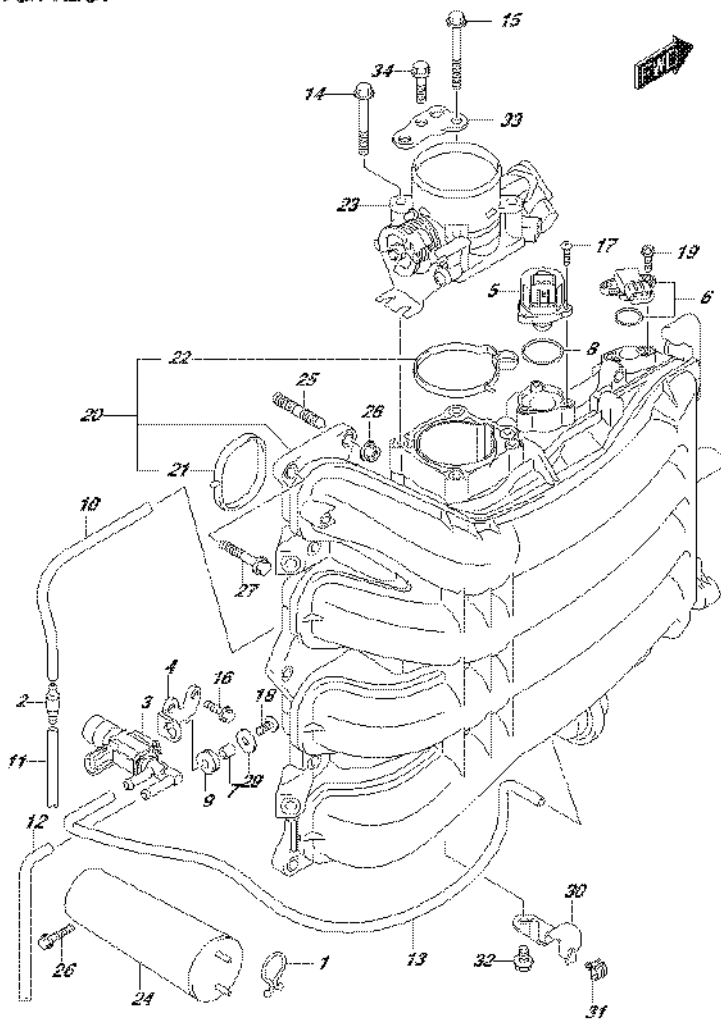


FIG.123F (1-F-4) INTAKE MANIFOLD/THROTTLE BODY (DF150Z E40)

REF NO.	PART NO.	DESCRIPTION	Q'TY	REMARKS
1	09408-00008	CLIP (ID:20)	1	
2	13162-93J00	VALVE, CHECK	1	
3	18117-93J00	VALVE, VACUUM SWITCHING	1	
4	18119-96J00	BRACKET, VACUUM SW VALVE	1	
5	18137-93J00	VALVE, IAC	1	
6	18590-68H00	SENSOR, MAP	1	
7	09180-05047	SPACER (5.5X8X7.5)	1	
8	09280-29006	O RING (D:2.ID:29.5)	1	
9	09320-07015	CUSHION	1	
10	09355-35754-601	HOSE (3.5X7.5X601)	1	L:601->250
11	09355-35754-601	HOSE (3.5X7.5X601)	1	L:601->250
12	09355-35754-601	HOSE (3.5X7.5X601)	1	L:601->470
13	09355-35754-601	HOSE (3.5X7.5X601)	1	L:601->600
14	01550-08557	BOLT	3	
15	01550-08607	BOLT	1	
16	01550-06167	BOLT	2	
17	02112-34167	SCREW	3	
18	02112-05127	SCREW	1	
19	02162-05207	SCREW	2	
20	13110-96J00	MANIFOLD, INTAKE	1	
21	13119-96J00	.GASKET, INTAKE MANIFOLD	4	
22	13125-96J00	.GASKET, THROTTLE BODY	1	
23	13300-96J00	BODY ASSY, THROTTLE	1	
24	13730-96J01	CHAMBER, VACUUM	1	
25	01421-08257	STUD BOLT	2	
26	01550-06257	BOLT	2	
27	01550-08307	BOLT	8	
28	08316-10087	NUT	2	
29	09160-05045	WASHER (5.5X18X1)	1	
30	63615-96J00	BRACKET, THROTTLE CABLE CLAMP	1	
31	09403-05312	CLAMP	1	
32	01550-06127	BOLT	1	
33	13315-96J00	BRACKET, THROTTLE BODY	1	
34	01550-08207	BOLT	3	

FIG.123G

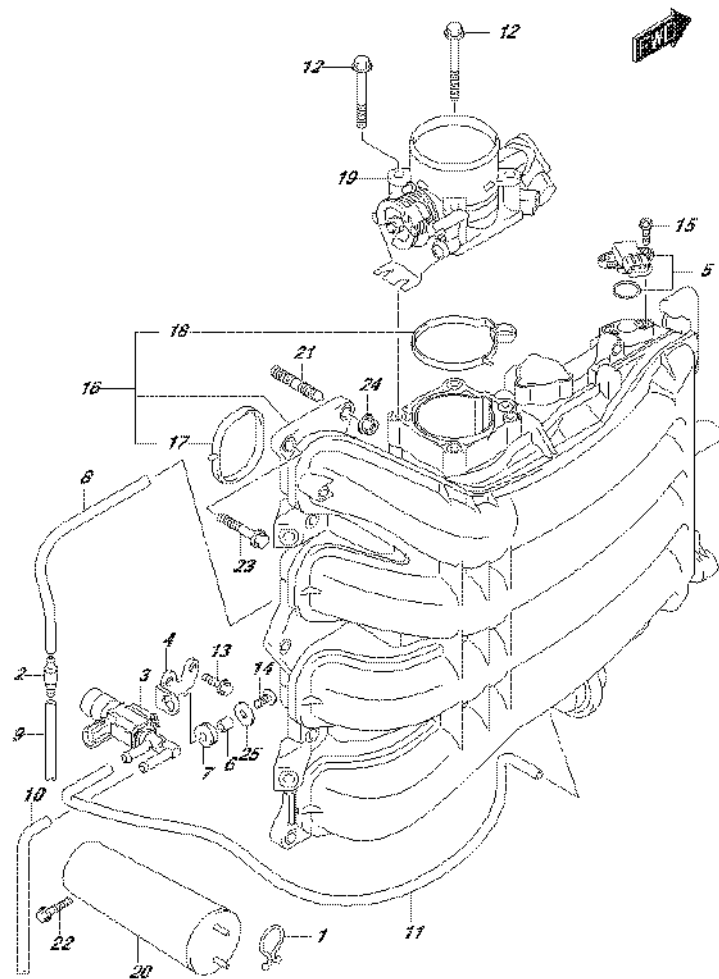


FIG.123G (1-F-5) INTAKE MANIFOLD/THROTTLE BODY (DF150ZG E01)

REF NO.	PART NO.	DESCRIPTION	Q'TY	REMARKS
1	09408-00008	CLIP (ID:20)	1	
2	13162-93J00	VALVE, CHECK	1	
3	18117-93J00	VALVE, VACUUM SWITCHING	1	
4	18119-96J00	BRACKET, VACUUM SW VALVE	1	
5	18590-68H00	SENSOR, MAP	1	
6	09180-05047	SPACER (5.5X8X7.5)	1	
7	09320-07015	CUSHION	1	
8	09355-35754-601	HOSE (3.5X7.5X601)	1	L:601->250
9	09355-35754-601	HOSE (3.5X7.5X601)	1	L:601->250
10	09355-35754-601	HOSE (3.5X7.5X601)	1	L:601->470
11	09355-35754-601	HOSE (3.5X7.5X601)	1	L:601->600
12	01550-08607	BOLT	4	
13	01550-06167	BOLT	2	
14	02112-05127	SCREW	1	
15	02162-05207	SCREW	2	
16	13110-96J10	MANIFOLD, INTAKE	1	
17	13119-96J00	.GASKET, INTAKE MANIFOLD	4	
18	13125-96J00	.GASKET, THROTTLE BODY	1	
19	13300-96J10	BODY ASSY, THROTTLE	1	
20	13730-96J01	CHAMBER, VACUUM	1	
21	01421-08257	STUD BOLT	2	
22	01550-06257	BOLT	2	
23	01550-08307	BOLT	8	
24	08316-10087	NUT	2	
25	09160-05045	WASHER (5.5X18X1)	1	

FIG. 123H

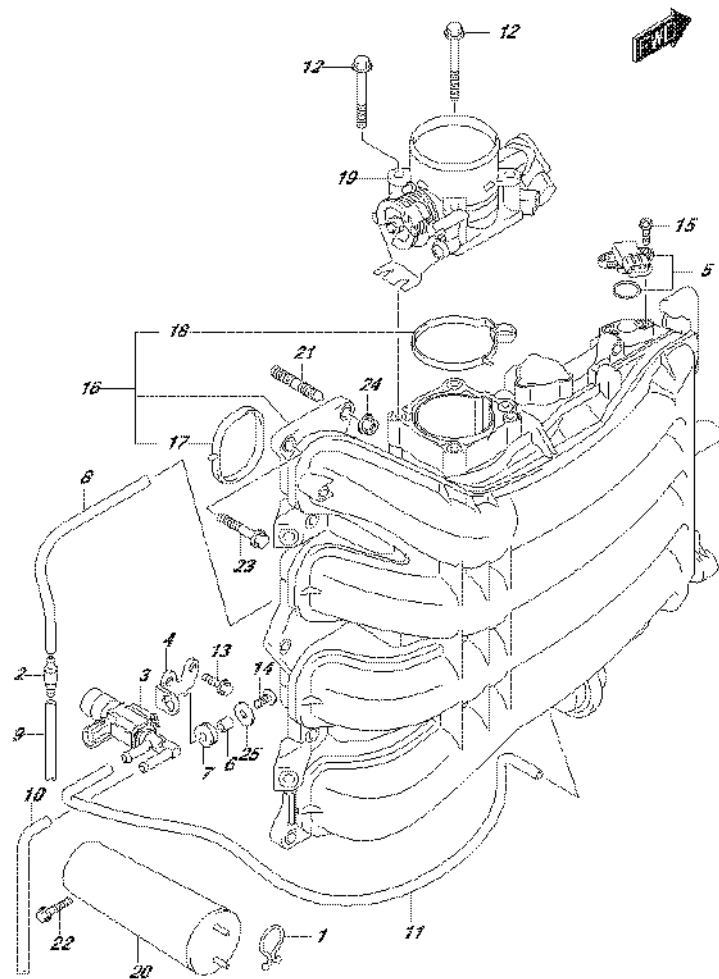


FIG.123H (1-F-6) INTAKE MANIFOLD/THROTTLE BODY (DF150ZG E40)

REF NO.	PART NO.	DESCRIPTION	Q'TY	REMARKS
1	09408-00008	CLIP (ID:20)	1	
2	13162-93J00	VALVE, CHECK	1	
3	18117-93J00	VALVE, VACUUM SWITCHING	1	
4	18119-96J00	BRACKET, VACUUM SW VALVE	1	
5	18590-68H00	SENSOR, MAP	1	
6	09180-05047	SPACER (5.5X8X7.5)	1	
7	09320-07015	CUSHION	1	
8	09355-35754-601	HOSE (3.5X7.5X601)	1	L:601->250
9	09355-35754-601	HOSE (3.5X7.5X601)	1	L:601->250
10	09355-35754-601	HOSE (3.5X7.5X601)	1	L:601->470
11	09355-35754-601	HOSE (3.5X7.5X601)	1	L:601->600
12	01550-08607	BOLT	4	
13	01550-06167	BOLT	2	
14	02112-05127	SCREW	1	
15	02162-05207	SCREW	2	
16	13110-96J10	MANIFOLD, INTAKE	1	
17	13119-96J00	.GASKET, INTAKE MANIFOLD	4	
18	13125-96J00	.GASKET, THROTTLE BODY	1	
19	13300-96J10	BODY ASSY, THROTTLE	1	
20	13730-96J01	CHAMBER, VACUUM	1	
21	01421-08257	STUD BOLT	2	
22	01550-06257	BOLT	2	
23	01550-08307	BOLT	8	
24	08316-10087	NUT	2	
25	09160-05045	WASHER (5.5X18X1)	1	

FIG. 123J

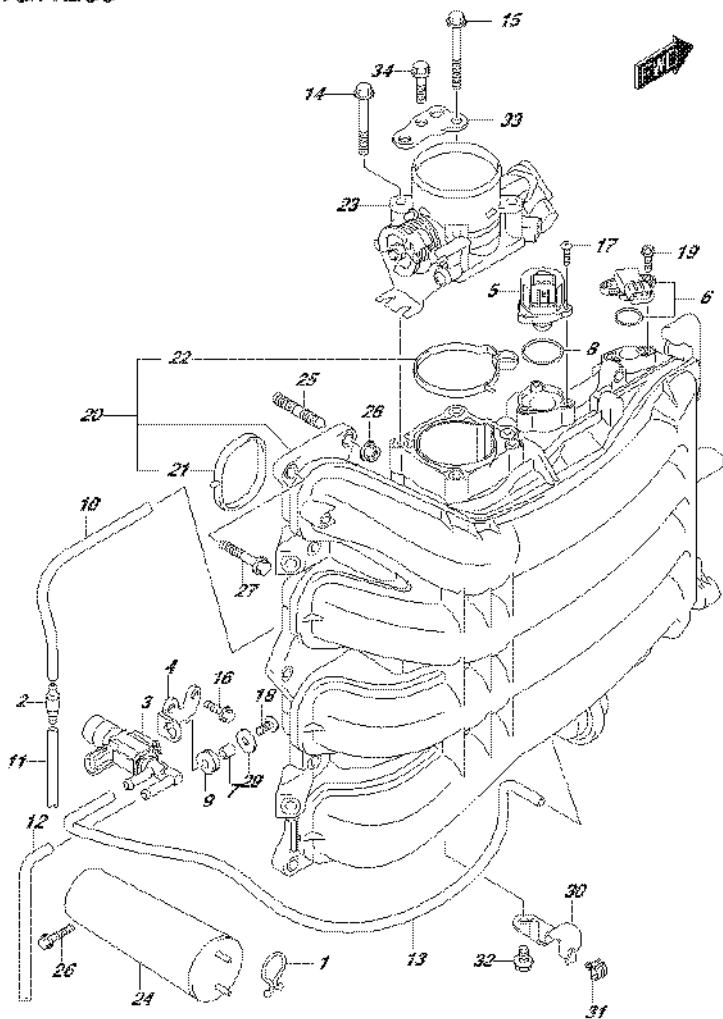


FIG.123J (1-F-7) INTAKE MANIFOLD/THROTTLE BODY (DF175T E01)

REF NO.	PART NO.	DESCRIPTION	Q'TY	REMARKS
1	09408-00008	CLIP (ID:20)	1	
2	13162-93J00	VALVE, CHECK	1	
3	18117-93J00	VALVE, VACUUM SWITCHING	1	
4	18119-96J00	BRACKET, VACUUM SW VALVE	1	
5	18137-93J00	VALVE, IAC	1	
6	18590-68H00	SENSOR, MAP	1	
7	09180-05047	SPACER (5.5X8X7.5)	1	
8	09280-29006	O RING (D:2.ID:29.5)	1	
9	09320-07015	CUSHION	1	
10	09355-35754-601	HOSE (3.5X7.5X601)	1	L:601->250
11	09355-35754-601	HOSE (3.5X7.5X601)	1	L:601->250
12	09355-35754-601	HOSE (3.5X7.5X601)	1	L:601->470
13	09355-35754-601	HOSE (3.5X7.5X601)	1	L:601->600
14	01550-08557	BOLT	3	
15	01550-08607	BOLT	1	
16	01550-06167	BOLT	2	
17	02112-34167	SCREW	3	
18	02112-05127	SCREW	1	
19	02162-05207	SCREW	2	
20	13110-96J00	MANIFOLD, INTAKE	1	
21	13119-96J00	.GASKET, INTAKE MANIFOLD	4	
22	13125-96J00	.GASKET, THROTTLE BODY	1	
23	13300-96J00	BODY ASSY, THROTTLE	1	
24	13730-96J01	CHAMBER, VACUUM	1	
25	01421-08257	STUD BOLT	2	
26	01550-06257	BOLT	2	
27	01550-08307	BOLT	8	
28	08316-10087	NUT	2	
29	09160-05045	WASHER (5.5X18X1)	1	
30	63615-96J00	BRACKET, THROTTLE CABLE CLAMP	1	
31	09403-05312	CLAMP	1	
32	01550-06127	BOLT	1	
33	13315-96J00	BRACKET, THROTTLE BODY	1	
34	01550-08207	BOLT	3	

FIG. 123K

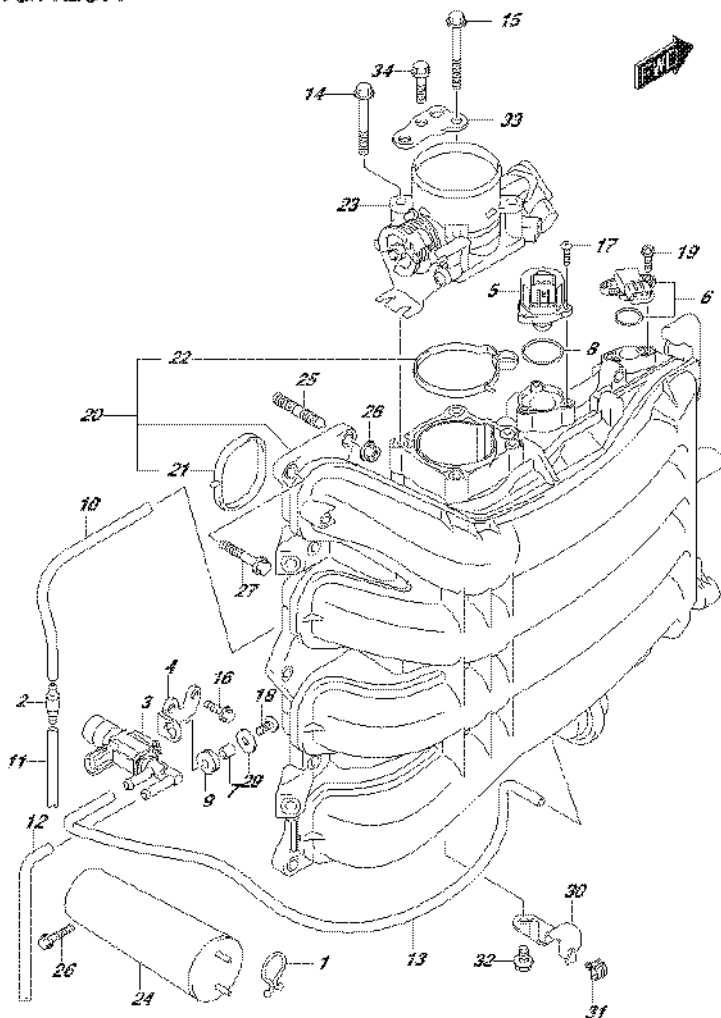


FIG.123K (1-F-8) INTAKE MANIFOLD/THROTTLE BODY (DF175T E40)

REF NO.	PART NO.	DESCRIPTION	Q'TY	REMARKS
1	09408-00008	CLIP (ID:20)	1	
2	13162-93J00	VALVE, CHECK	1	
3	18117-93J00	VALVE, VACUUM SWITCHING	1	
4	18119-96J00	BRACKET, VACUUM SW VALVE	1	
5	18137-93J00	VALVE, IAC	1	
6	18590-68H00	SENSOR, MAP	1	
7	09180-05047	SPACER (5.5X8X7.5)	1	
8	09280-29006	O RING (D:2.ID:29.5)	1	
9	09320-07015	CUSHION	1	
10	09355-35754-601	HOSE (3.5X7.5X601)	1	L:601->250
11	09355-35754-601	HOSE (3.5X7.5X601)	1	L:601->250
12	09355-35754-601	HOSE (3.5X7.5X601)	1	L:601->470
13	09355-35754-601	HOSE (3.5X7.5X601)	1	L:601->600
14	01550-08557	BOLT	3	
15	01550-08607	BOLT	1	
16	01550-06167	BOLT	2	
17	02112-34167	SCREW	3	
18	02112-05127	SCREW	1	
19	02162-05207	SCREW	2	
20	13110-96J00	MANIFOLD, INTAKE	1	
21	13119-96J00	.GASKET, INTAKE MANIFOLD	4	
22	13125-96J00	.GASKET, THROTTLE BODY	1	
23	13300-96J00	BODY ASSY, THROTTLE	1	
24	13730-96J01	CHAMBER, VACUUM	1	
25	01421-08257	STUD BOLT	2	
26	01550-06257	BOLT	2	
27	01550-08307	BOLT	8	
28	08316-10087	NUT	2	
29	09160-05045	WASHER (5.5X18X1)	1	
30	63615-96J00	BRACKET, THROTTLE CABLE CLAMP	1	
31	09403-05312	CLAMP	1	
32	01550-06127	BOLT	1	
33	13315-96J00	BRACKET, THROTTLE BODY	1	
34	01550-08207	BOLT	3	

FIG. 123L

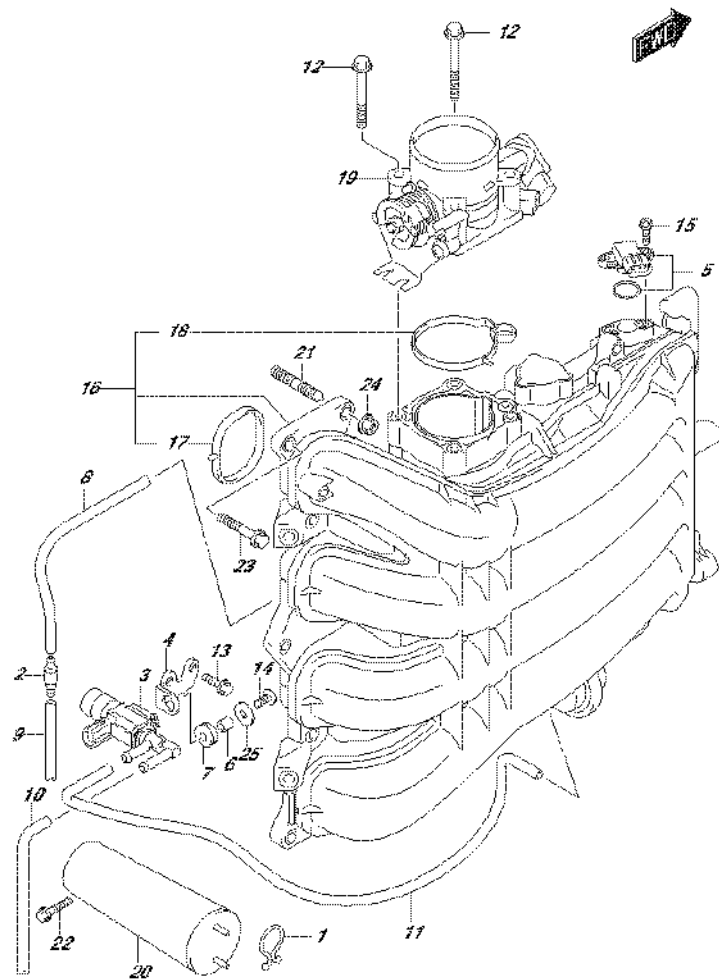


FIG.123L (1-F-9) INTAKE MANIFOLD/THROTTLE BODY (DF175TG E01)

REF NO.	PART NO.	DESCRIPTION	Q'TY	REMARKS
1	09408-00008	CLIP (ID:20)	1	
2	13162-93J00	VALVE, CHECK	1	
3	18117-93J00	VALVE, VACUUM SWITCHING	1	
4	18119-96J00	BRACKET, VACUUM SW VALVE	1	
5	18590-68H00	SENSOR, MAP	1	
6	09180-05047	SPACER (5.5X8X7.5)	1	
7	09320-07015	CUSHION	1	
8	09355-35754-601	HOSE (3.5X7.5X601)	1	L:601->250
9	09355-35754-601	HOSE (3.5X7.5X601)	1	L:601->250
10	09355-35754-601	HOSE (3.5X7.5X601)	1	L:601->470
11	09355-35754-601	HOSE (3.5X7.5X601)	1	L:601->600
12	01550-08607	BOLT	4	
13	01550-06167	BOLT	2	
14	02112-05127	SCREW	1	
15	02162-05207	SCREW	2	
16	13110-96J10	MANIFOLD, INTAKE	1	
17	13119-96J00	.GASKET, INTAKE MANIFOLD	4	
18	13125-96J00	.GASKET, THROTTLE BODY	1	
19	13300-96J10	BODY ASSY, THROTTLE	1	
20	13730-96J01	CHAMBER, VACUUM	1	
21	01421-08257	STUD BOLT	2	
22	01550-06257	BOLT	2	
23	01550-08307	BOLT	8	
24	08316-10087	NUT	2	
25	09160-05045	WASHER (5.5X18X1)	1	

FIG. 123M

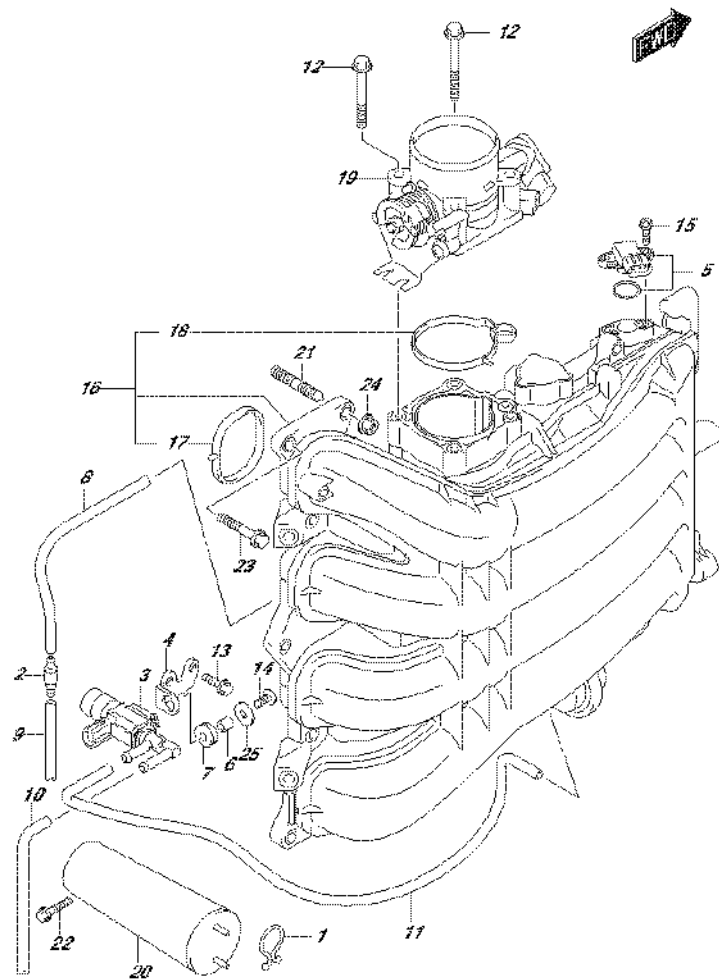


FIG.123M (1-F-10) INTAKE MANIFOLD/THROTTLE BODY (DF175TG E40)

REF NO.	PART NO.	DESCRIPTION	Q'TY	REMARKS
1	09408-00008	CLIP (ID:20)	1	
2	13162-93J00	VALVE, CHECK	1	
3	18117-93J00	VALVE, VACUUM SWITCHING	1	
4	18119-96J00	BRACKET, VACUUM SW VALVE	1	
5	18590-68H00	SENSOR, MAP	1	
6	09180-05047	SPACER (5.5X8X7.5)	1	
7	09320-07015	CUSHION	1	
8	09355-35754-601	HOSE (3.5X7.5X601)	1	L:601->250
9	09355-35754-601	HOSE (3.5X7.5X601)	1	L:601->250
10	09355-35754-601	HOSE (3.5X7.5X601)	1	L:601->470
11	09355-35754-601	HOSE (3.5X7.5X601)	1	L:601->600
12	01550-08607	BOLT	4	
13	01550-06167	BOLT	2	
14	02112-05127	SCREW	1	
15	02162-05207	SCREW	2	
16	13110-96J10	MANIFOLD, INTAKE	1	
17	13119-96J00	.GASKET, INTAKE MANIFOLD	4	
18	13125-96J00	.GASKET, THROTTLE BODY	1	
19	13300-96J10	BODY ASSY, THROTTLE	1	
20	13730-96J01	CHAMBER, VACUUM	1	
21	01421-08257	STUD BOLT	2	
22	01550-06257	BOLT	2	
23	01550-08307	BOLT	8	
24	08316-10087	NUT	2	
25	09160-05045	WASHER (5.5X18X1)	1	

FIG. 123N

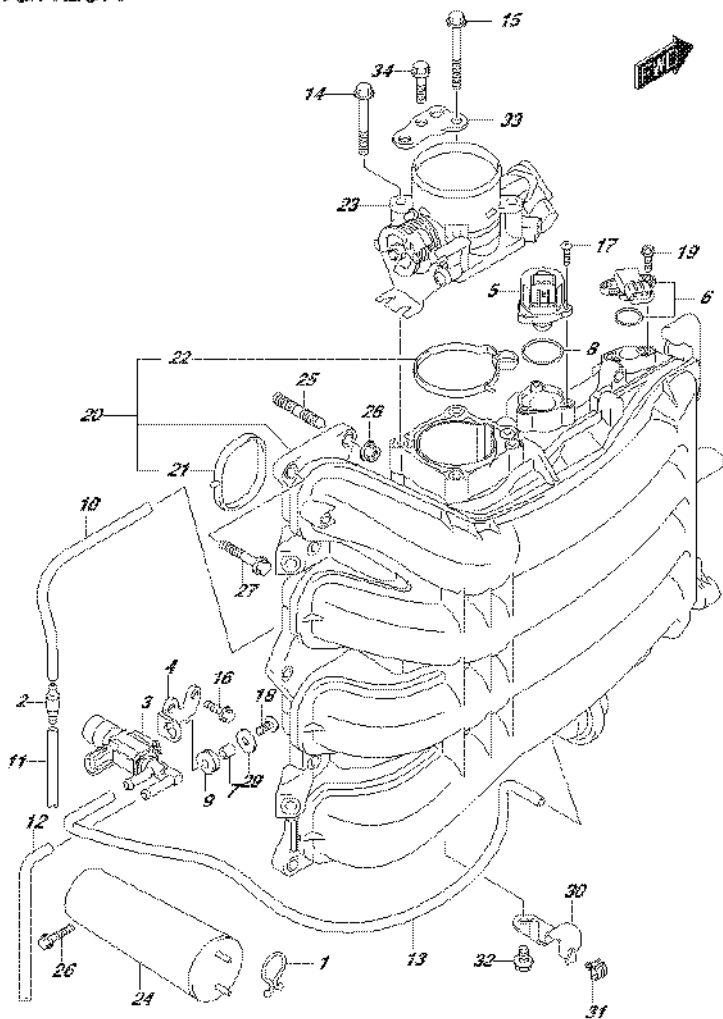


FIG.123N (1-F-11) INTAKE MANIFOLD/THROTTLE BODY (DF175Z E01)

REF NO.	PART NO.	DESCRIPTION	Q'TY	REMARKS
1	09408-00008	CLIP (ID:20)	1	
2	13162-93J00	VALVE, CHECK	1	
3	18117-93J00	VALVE, VACUUM SWITCHING	1	
4	18119-96J00	BRACKET, VACUUM SW VALVE	1	
5	18137-93J00	VALVE, IAC	1	
6	18590-68H00	SENSOR, MAP	1	
7	09180-05047	SPACER (5.5X8X7.5)	1	
8	09280-29006	O RING (D:2.ID:29.5)	1	
9	09320-07015	CUSHION	1	
10	09355-35754-601	HOSE (3.5X7.5X601)	1	L:601->250
11	09355-35754-601	HOSE (3.5X7.5X601)	1	L:601->250
12	09355-35754-601	HOSE (3.5X7.5X601)	1	L:601->470
13	09355-35754-601	HOSE (3.5X7.5X601)	1	L:601->600
14	01550-08557	BOLT	3	
15	01550-08607	BOLT	1	
16	01550-06167	BOLT	2	
17	02112-34167	SCREW	3	
18	02112-05127	SCREW	1	
19	02162-05207	SCREW	2	
20	13110-96J00	MANIFOLD, INTAKE	1	
21	13119-96J00	.GASKET, INTAKE MANIFOLD	4	
22	13125-96J00	.GASKET, THROTTLE BODY	1	
23	13300-96J00	BODY ASSY, THROTTLE	1	
24	13730-96J01	CHAMBER, VACUUM	1	
25	01421-08257	STUD BOLT	2	
26	01550-06257	BOLT	2	
27	01550-08307	BOLT	8	
28	08316-10087	NUT	2	
29	09160-05045	WASHER (5.5X18X1)	1	
30	63615-96J00	BRACKET, THROTTLE CABLE CLAMP	1	
31	09403-05312	CLAMP	1	
32	01550-06127	BOLT	1	
33	13315-96J00	BRACKET, THROTTLE BODY	1	
34	01550-08207	BOLT	3	

FIG. 123P

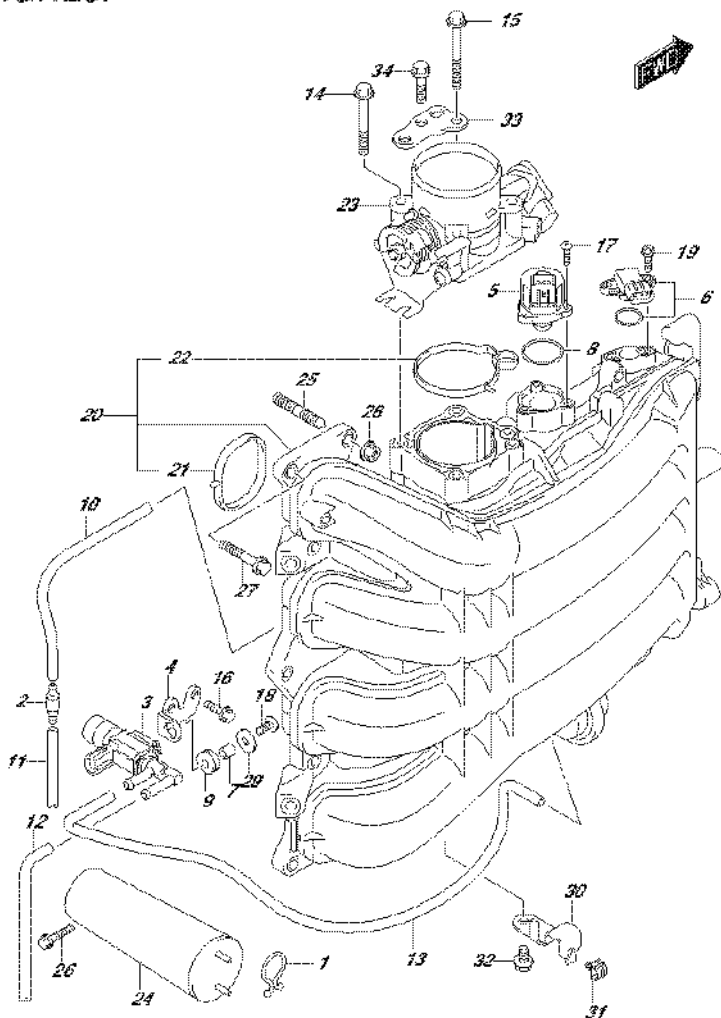


FIG.123P (1-F-12) INTAKE MANIFOLD/THROTTLE BODY (DF175Z E40)

REF NO.	PART NO.	DESCRIPTION	Q'TY	REMARKS
1	09408-00008	CLIP (ID:20)	1	
2	13162-93J00	VALVE, CHECK	1	
3	18117-93J00	VALVE, VACUUM SWITCHING	1	
4	18119-96J00	BRACKET, VACUUM SW VALVE	1	
5	18137-93J00	VALVE, IAC	1	
6	18590-68H00	SENSOR, MAP	1	
7	09180-05047	SPACER (5.5X8X7.5)	1	
8	09280-29006	O RING (D:2.ID:29.5)	1	
9	09320-07015	CUSHION	1	
10	09355-35754-601	HOSE (3.5X7.5X601)	1	L:601->250
11	09355-35754-601	HOSE (3.5X7.5X601)	1	L:601->250
12	09355-35754-601	HOSE (3.5X7.5X601)	1	L:601->470
13	09355-35754-601	HOSE (3.5X7.5X601)	1	L:601->600
14	01550-08557	BOLT	3	
15	01550-08607	BOLT	1	
16	01550-06167	BOLT	2	
17	02112-34167	SCREW	3	
18	02112-05127	SCREW	1	
19	02162-05207	SCREW	2	
20	13110-96J00	MANIFOLD, INTAKE	1	
21	13119-96J00	.GASKET, INTAKE MANIFOLD	4	
22	13125-96J00	.GASKET, THROTTLE BODY	1	
23	13300-96J00	BODY ASSY, THROTTLE	1	
24	13730-96J01	CHAMBER, VACUUM	1	
25	01421-08257	STUD BOLT	2	
26	01550-06257	BOLT	2	
27	01550-08307	BOLT	8	
28	08316-10087	NUT	2	
29	09160-05045	WASHER (5.5X18X1)	1	
30	63615-96J00	BRACKET, THROTTLE CABLE CLAMP	1	
31	09403-05312	CLAMP	1	
32	01550-06127	BOLT	1	
33	13315-96J00	BRACKET, THROTTLE BODY	1	
34	01550-08207	BOLT	3	

FIG. 123R

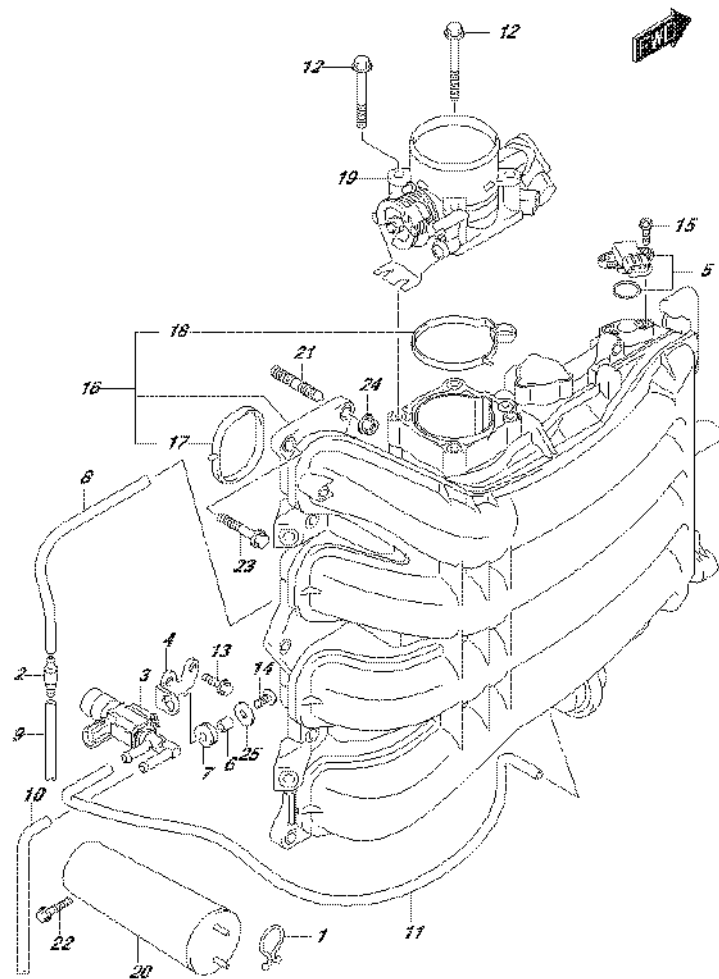


FIG.123R (1-F-13) INTAKE MANIFOLD/THROTTLE BODY (DF175ZG E01)

REF NO.	PART NO.	DESCRIPTION	Q'TY	REMARKS
1	09408-00008	CLIP (ID:20)	1	
2	13162-93J00	VALVE, CHECK	1	
3	18117-93J00	VALVE, VACUUM SWITCHING	1	
4	18119-96J00	BRACKET, VACUUM SW VALVE	1	
5	18590-68H00	SENSOR, MAP	1	
6	09180-05047	SPACER (5.5X8X7.5)	1	
7	09320-07015	CUSHION	1	
8	09355-35754-601	HOSE (3.5X7.5X601)	1	L:601->250
9	09355-35754-601	HOSE (3.5X7.5X601)	1	L:601->250
10	09355-35754-601	HOSE (3.5X7.5X601)	1	L:601->470
11	09355-35754-601	HOSE (3.5X7.5X601)	1	L:601->600
12	01550-08607	BOLT	4	
13	01550-06167	BOLT	2	
14	02112-05127	SCREW	1	
15	02162-05207	SCREW	2	
16	13110-96J10	MANIFOLD, INTAKE	1	
17	13119-96J00	.GASKET, INTAKE MANIFOLD	4	
18	13125-96J00	.GASKET, THROTTLE BODY	1	
19	13300-96J10	BODY ASSY, THROTTLE	1	
20	13730-96J01	CHAMBER, VACUUM	1	
21	01421-08257	STUD BOLT	2	
22	01550-06257	BOLT	2	
23	01550-08307	BOLT	8	
24	08316-10087	NUT	2	
25	09160-05045	WASHER (5.5X18X1)	1	

FIG. 123S

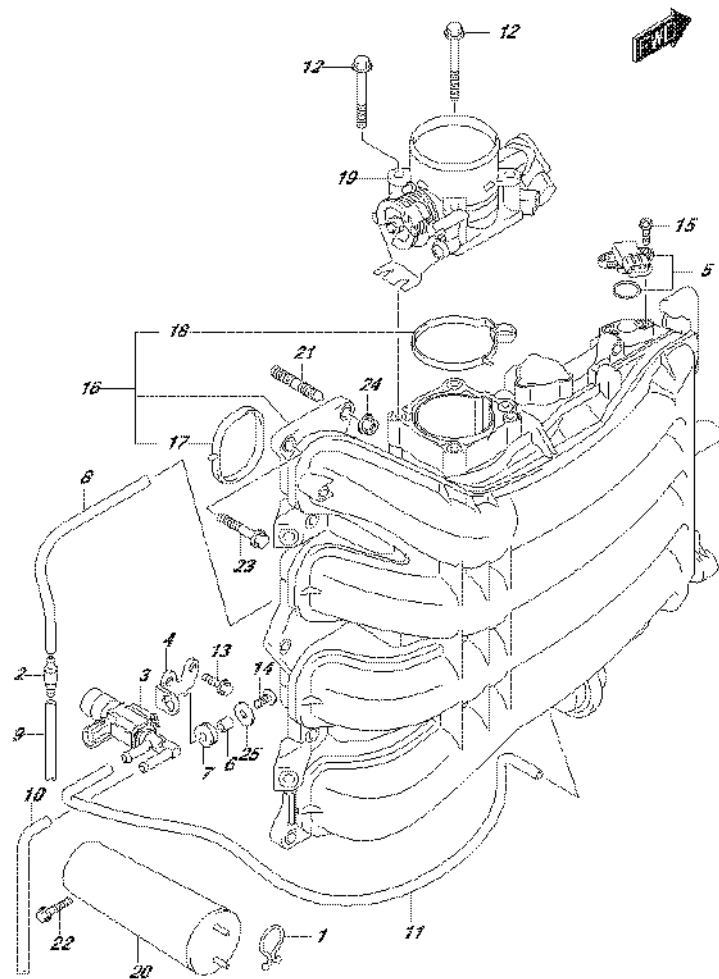


FIG.123S (1-F-14) INTAKE MANIFOLD/THROTTLE BODY (DF175ZG E40)

REF NO.	PART NO.	DESCRIPTION	Q'TY	REMARKS
1	09408-00008	CLIP (ID:20)	1	
2	13162-93J00	VALVE, CHECK	1	
3	18117-93J00	VALVE, VACUUM SWITCHING	1	
4	18119-96J00	BRACKET, VACUUM SW VALVE	1	
5	18590-68H00	SENSOR, MAP	1	
6	09180-05047	SPACER (5.5X8X7.5)	1	
7	09320-07015	CUSHION	1	
8	09355-35754-601	HOSE (3.5X7.5X601)	1	L:601->250
9	09355-35754-601	HOSE (3.5X7.5X601)	1	L:601->250
10	09355-35754-601	HOSE (3.5X7.5X601)	1	L:601->470
11	09355-35754-601	HOSE (3.5X7.5X601)	1	L:601->600
12	01550-08607	BOLT	4	
13	01550-06167	BOLT	2	
14	02112-05127	SCREW	1	
15	02162-05207	SCREW	2	
16	13110-96J10	MANIFOLD, INTAKE	1	
17	13119-96J00	.GASKET, INTAKE MANIFOLD	4	
18	13125-96J00	.GASKET, THROTTLE BODY	1	
19	13300-96J10	BODY ASSY, THROTTLE	1	
20	13730-96J01	CHAMBER, VACUUM	1	
21	01421-08257	STUD BOLT	2	
22	01550-06257	BOLT	2	
23	01550-08307	BOLT	8	
24	08316-10087	NUT	2	
25	09160-05045	WASHER (5.5X18X1)	1	

FIG. 135A

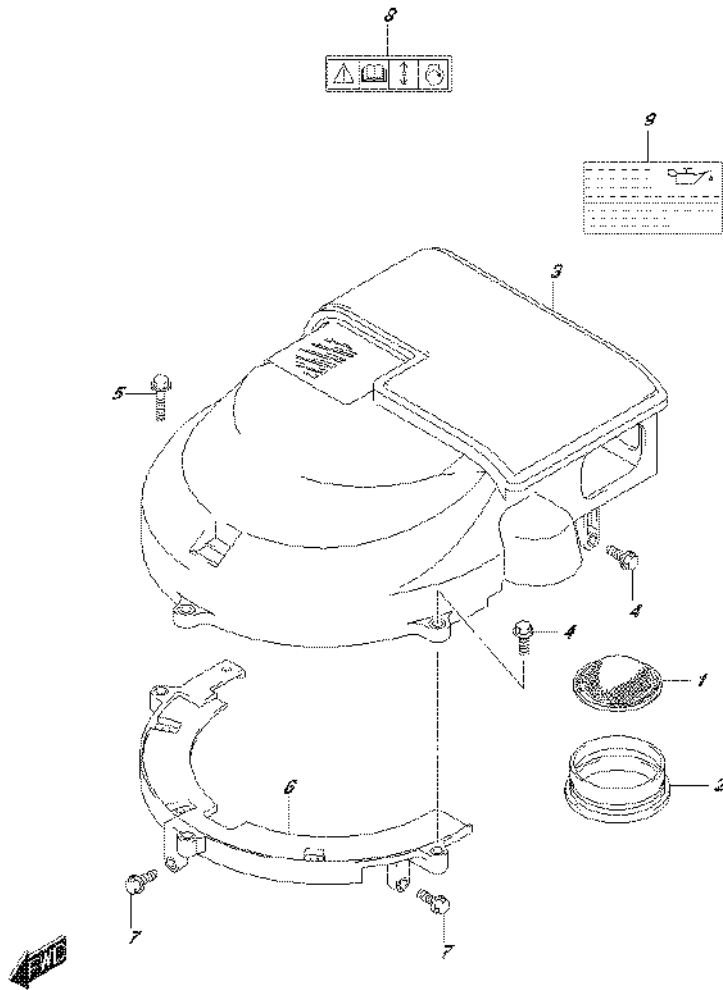


FIG.135A (1-F-15) SILENCER/RING GEAR COVER (DF150T E01)

REF NO.	PART NO.	DESCRIPTION	Q'TY	REMARKS
1	13710-96J00	ARRESTER, FLAME	1	
2	13813-96J00	HOLDER, ARRESTER	1	
3	13810-96J00	SILENCER	1	
4	01550-06207	BOLT	3	
5	01550-06307	BOLT	1	
6	11510-96J04	COVER, RING GEAR UNDER	1	
7	01550-06207	BOLT	2	
8	69711-93E10	LABEL, (S. I. G. P.)	1	
9	61494-96J10	LABEL, OIL / CLEARANCE	1	

FIG.135B

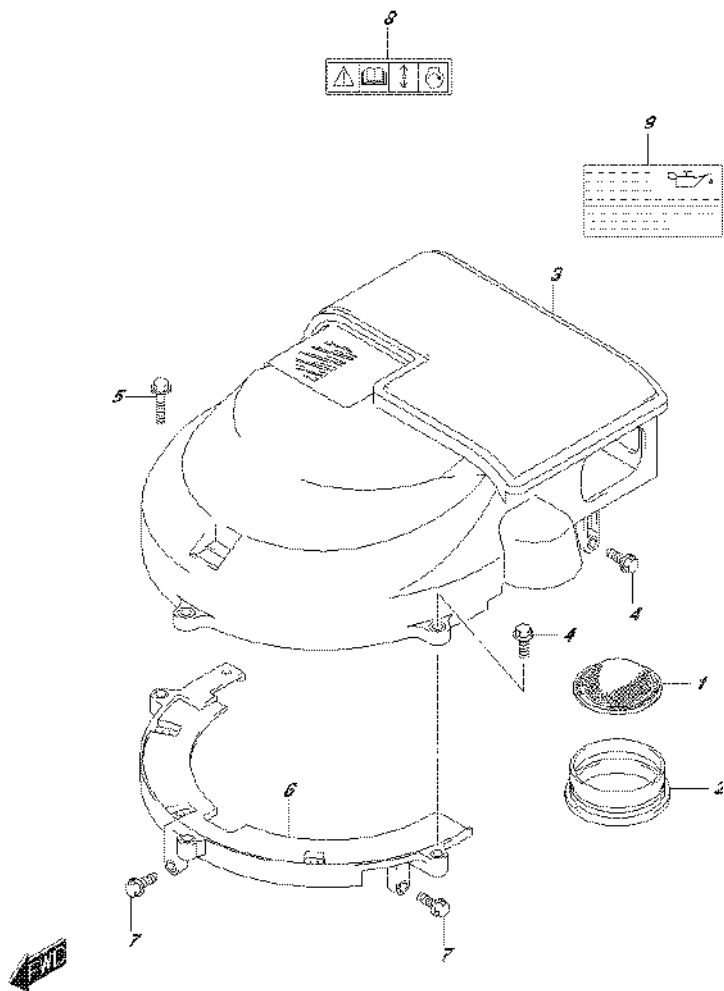


FIG.135B (1-G-2) SILENCER/RING GEAR COVER (DF150T E40)

REF NO.	PART NO.	DESCRIPTION	Q'TY	REMARKS
1	13710-96J00	ARRESTER, FLAME	1	
2	13813-96J00	HOLDER, ARRESTER	1	
3	13810-96J00	SILENCER	1	
4	01550-06207	BOLT	3	
5	01550-06307	BOLT	1	
6	11510-96J04	COVER, RING GEAR UNDER	1	
7	01550-06207	BOLT	2	
8	69711-93E10	LABEL, (S. I. G. P.)	1	
9	61494-96J10	LABEL, OIL / CLEARANCE	1	

FIG.135C

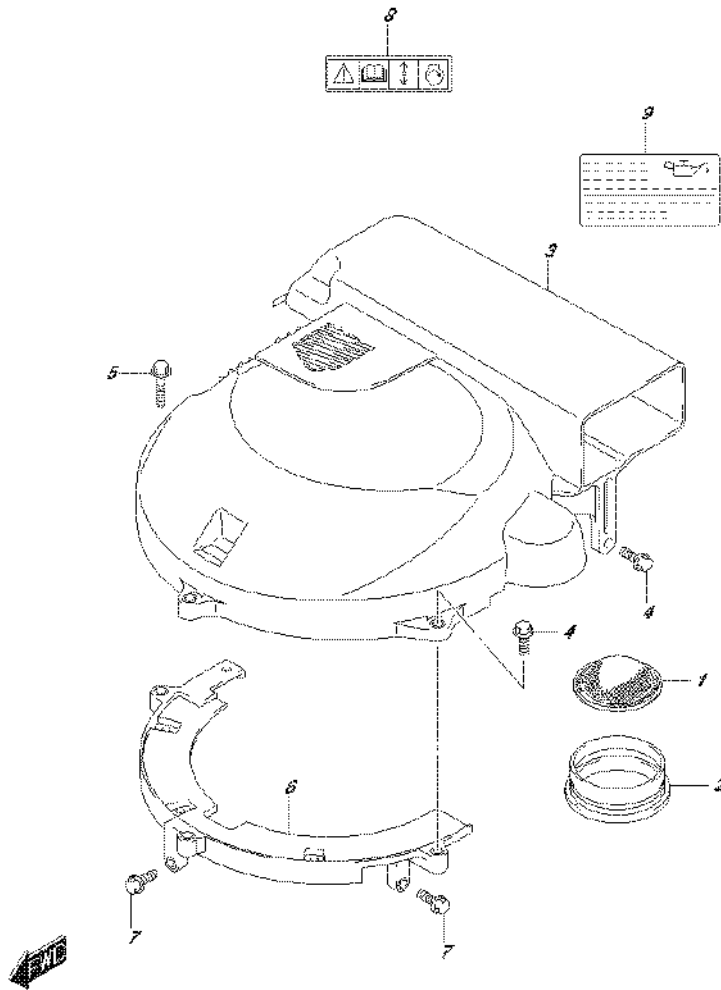


FIG.135C (1-G-3) SILENCER/RING GEAR COVER (DF150TG E01)

REF NO.	PART NO.	DESCRIPTION	Q'TY	REMARKS
1	13710-96J00	ARRESTER, FLAME	1	
2	13813-96J00	HOLDER, ARRESTER	1	
3	13810-96J20	SILENCER	1	
4	01550-06207	BOLT	3	
5	01550-06307	BOLT	1	
6	11510-96J04	COVER, RING GEAR UNDER	1	
7	01550-06207	BOLT	2	
8	69711-93E10	LABEL, (S. I. G. P.)	1	
9	61494-96J10	LABEL, OIL / CLEARANCE	1	

FIG. 135D

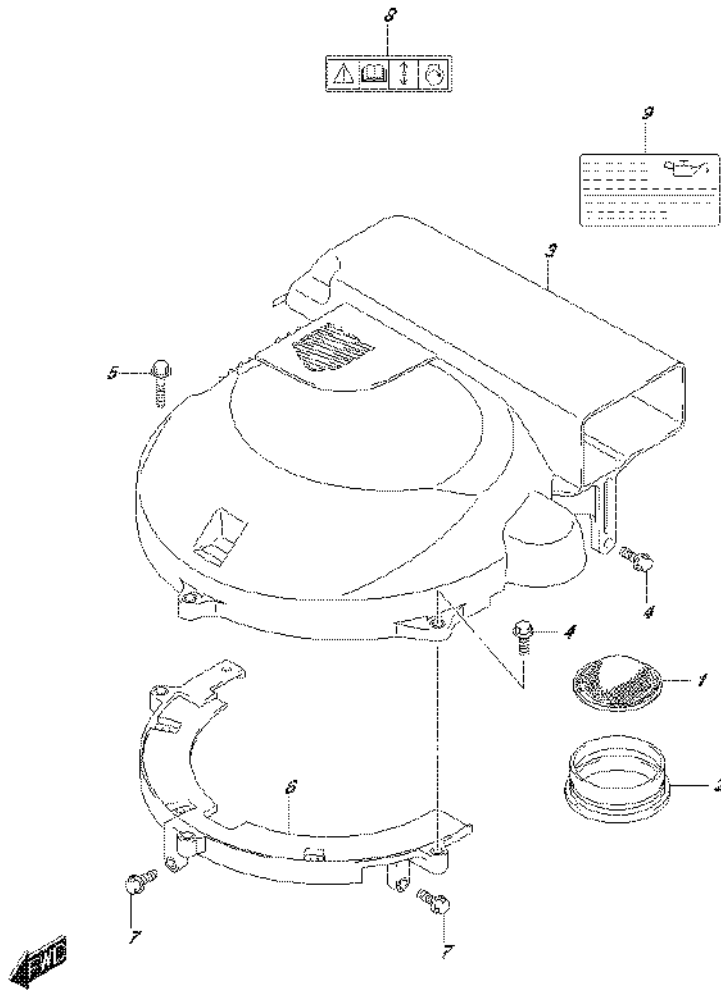


FIG.135D (1-G-4) SILENCER/RING GEAR COVER (DF150TG E40)

REF NO.	PART NO.	DESCRIPTION	Q'TY	REMARKS
1	13710-96J00	ARRESTER, FLAME	1	
2	13813-96J00	HOLDER, ARRESTER	1	
3	13810-96J20	SILENCER	1	
4	01550-06207	BOLT	3	
5	01550-06307	BOLT	1	
6	11510-96J04	COVER, RING GEAR UNDER	1	
7	01550-06207	BOLT	2	
8	69711-93E10	LABEL, (S. I. G. P.)	1	
9	61494-96J10	LABEL, OIL / CLEARANCE	1	

FIG.135E

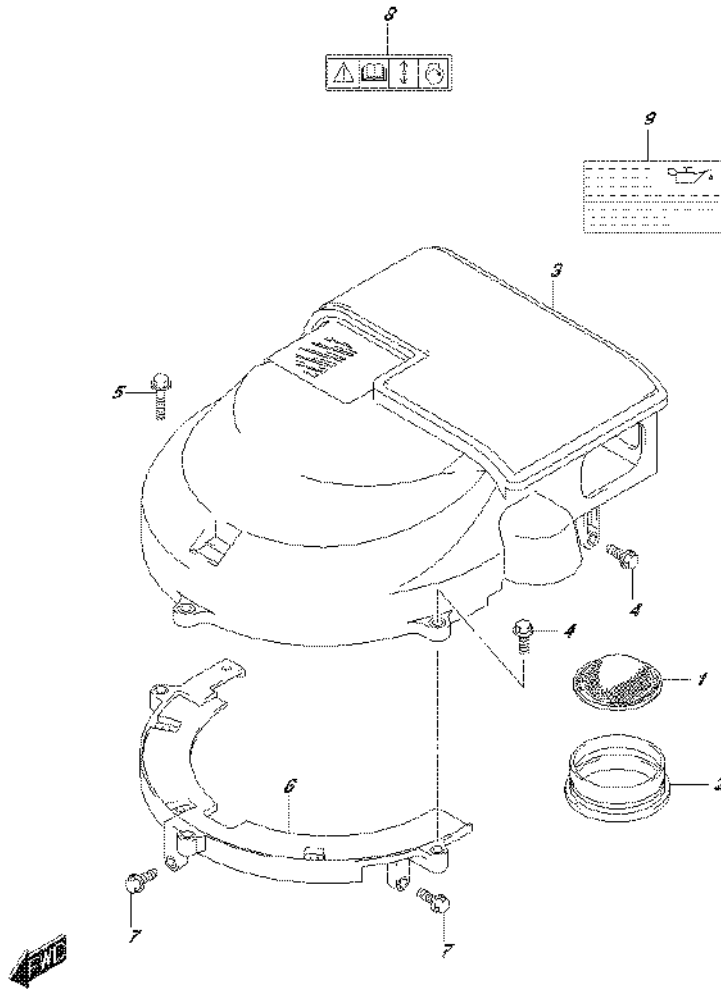


FIG.135E (1-G-5) SILENCER/RING GEAR COVER (DF150Z E01)

REF NO.	PART NO.	DESCRIPTION	Q'TY	REMARKS
1	13710-96J00	ARRESTER, FLAME	1	
2	13813-96J00	HOLDER, ARRESTER	1	
3	13810-96J00	SILENCER	1	
4	01550-06207	BOLT	3	
5	01550-06307	BOLT	1	
6	11510-96J04	COVER, RING GEAR UNDER	1	
7	01550-06207	BOLT	2	
8	69711-93E10	LABEL, (S. I. G. P.)	1	
9	61494-96J10	LABEL, OIL / CLEARANCE	1	

FIG. 135F

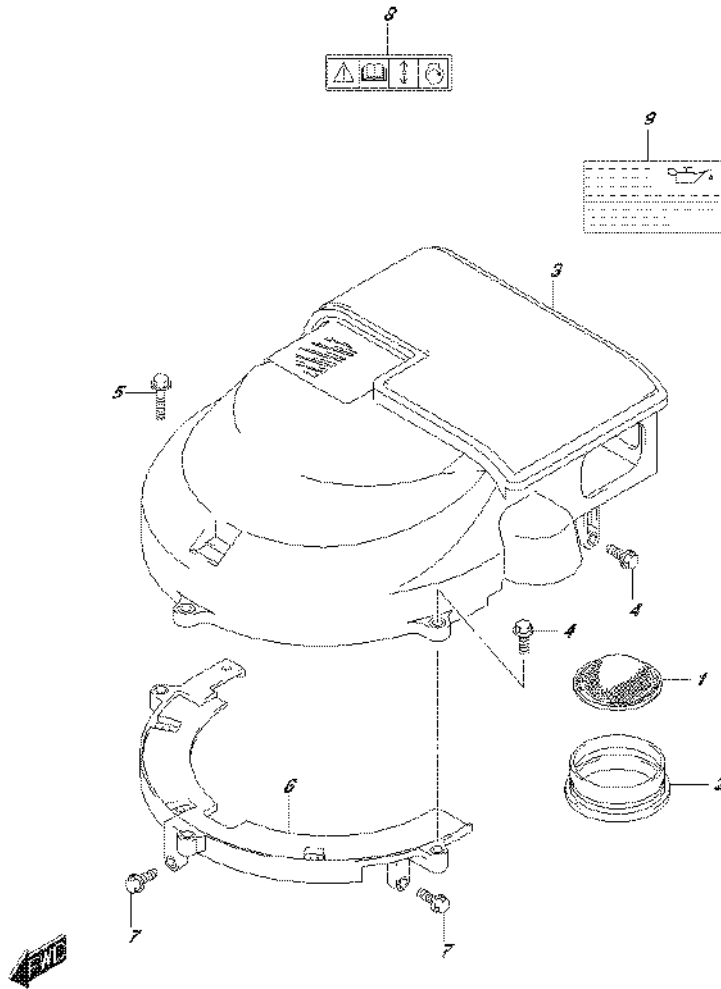


FIG.135F (1-G-6) SILENCER/RING GEAR COVER (DF150Z E40)

REF NO.	PART NO.	DESCRIPTION	Q'TY	REMARKS
1	13710-96J00	ARRESTER, FLAME	1	
2	13813-96J00	HOLDER, ARRESTER	1	
3	13810-96J00	SILENCER	1	
4	01550-06207	BOLT	3	
5	01550-06307	BOLT	1	
6	11510-96J04	COVER, RING GEAR UNDER	1	
7	01550-06207	BOLT	2	
8	69711-93E10	LABEL, (S. I. G. P.)	1	
9	61494-96J10	LABEL, OIL / CLEARANCE	1	

FIG. 135G

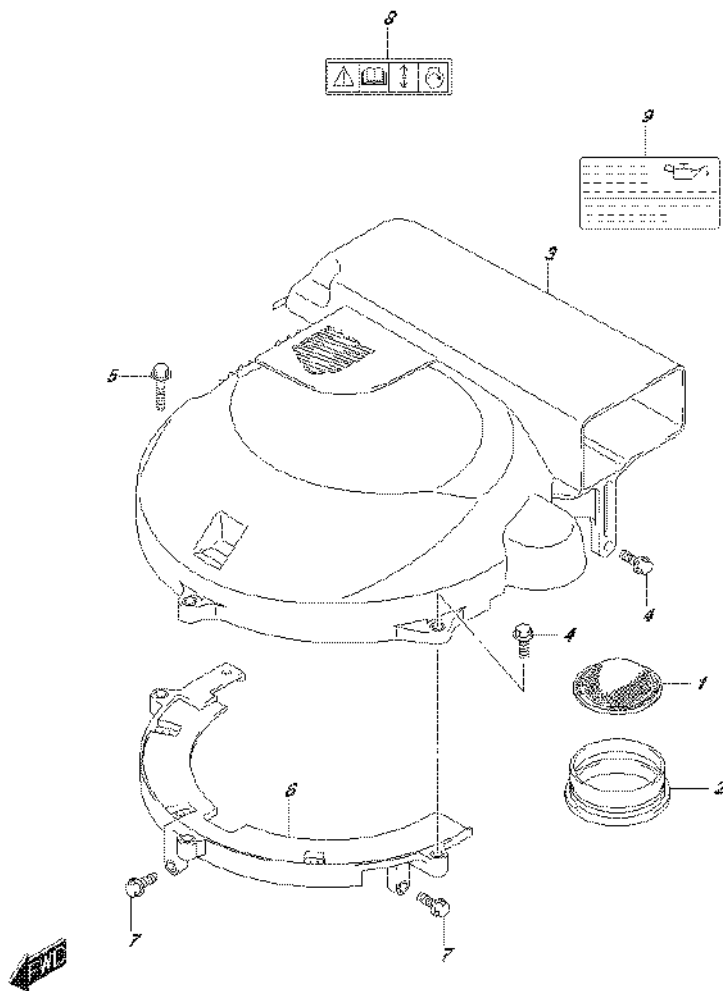


FIG.135G (1-G-7) SILENCER/RING GEAR COVER (DF150ZG E01)

REF NO.	PART NO.	DESCRIPTION	Q'TY	REMARKS
1	13710-96J00	ARRESTER, FLAME	1	
2	13813-96J00	HOLDER, ARRESTER	1	
3	13810-96J20	SILENCER	1	
4	01550-06207	BOLT	3	
5	01550-06307	BOLT	1	
6	11510-96J04	COVER, RING GEAR UNDER	1	
7	01550-06207	BOLT	2	
8	69711-93E10	LABEL, (S. I. G. P.)	1	
9	61494-96J10	LABEL, OIL / CLEARANCE	1	

FIG. 135H

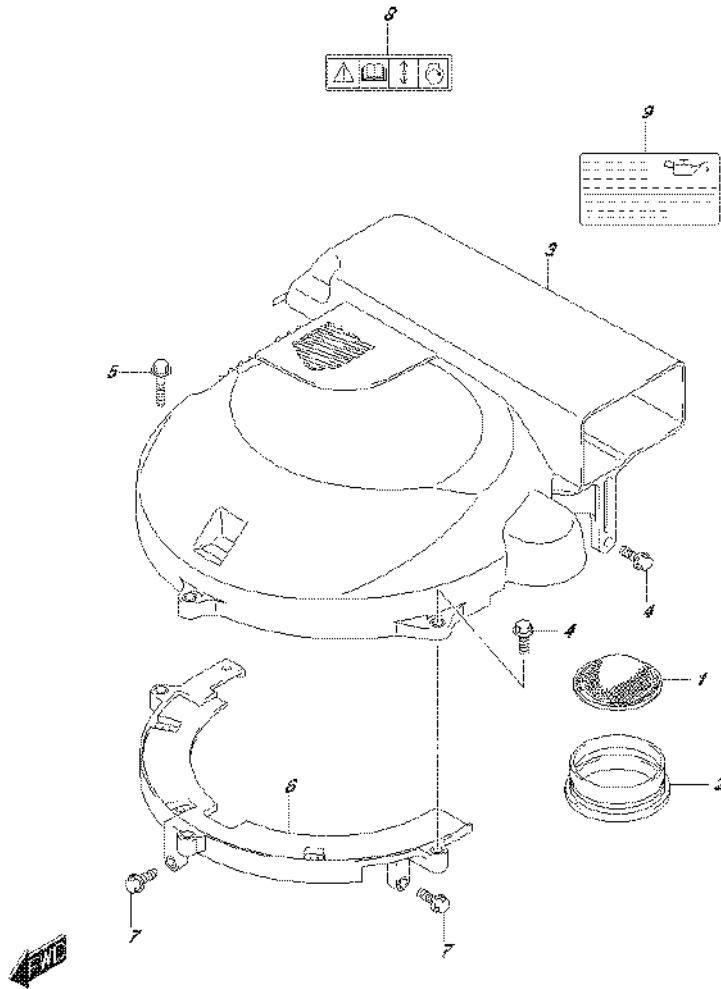


FIG.135H (1-G-8) SILENCER/RING GEAR COVER (DF150ZG E40)

REF NO.	PART NO.	DESCRIPTION	Q'TY	REMARKS
1	13710-96J00	ARRESTER, FLAME	1	
2	13813-96J00	HOLDER, ARRESTER	1	
3	13810-96J20	SILENCER	1	
4	01550-06207	BOLT	3	
5	01550-06307	BOLT	1	
6	11510-96J04	COVER, RING GEAR UNDER	1	
7	01550-06207	BOLT	2	
8	69711-93E10	LABEL, (S. I. G. P.)	1	
9	61494-96J10	LABEL, OIL / CLEARANCE	1	

FIG. 135J

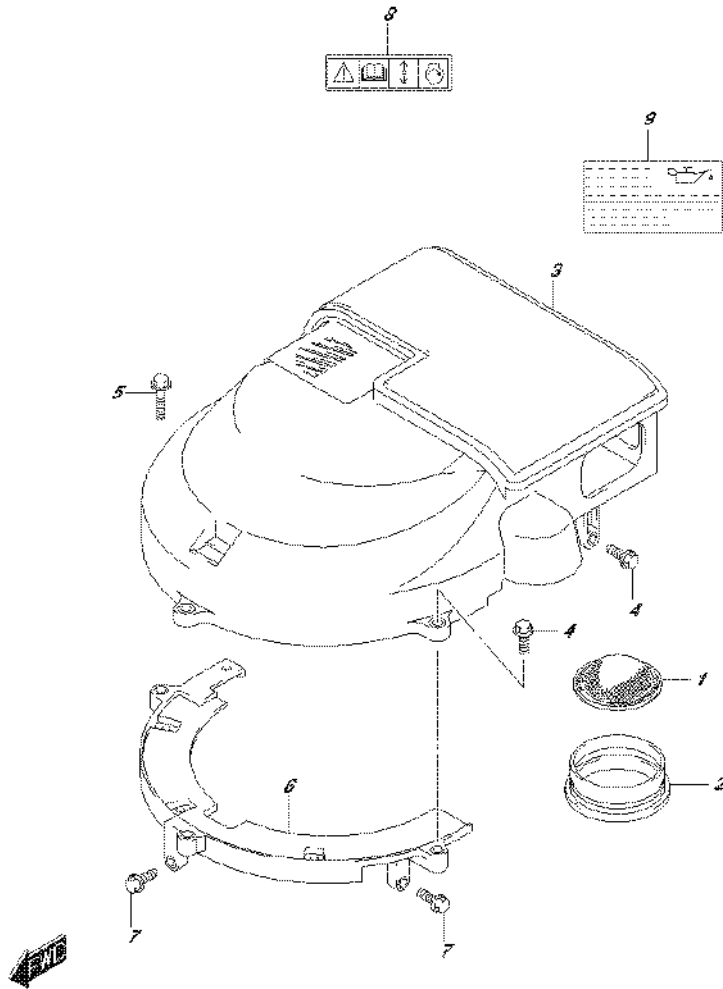


FIG.135J (1-G-9) SILENCER/RING GEAR COVER (DF175T E01)

REF NO.	PART NO.	DESCRIPTION	Q'TY	REMARKS
1	13710-96J00	ARRESTER, FLAME	1	
2	13813-96J00	HOLDER, ARRESTER	1	
3	13810-96J00	SILENCER	1	
4	01550-06207	BOLT	3	
5	01550-06307	BOLT	1	
6	11510-96J04	COVER, RING GEAR UNDER	1	
7	01550-06207	BOLT	2	
8	69711-93E10	LABEL, (S. I. G. P.)	1	
9	61494-96J10	LABEL, OIL / CLEARANCE	1	

FIG. 135K

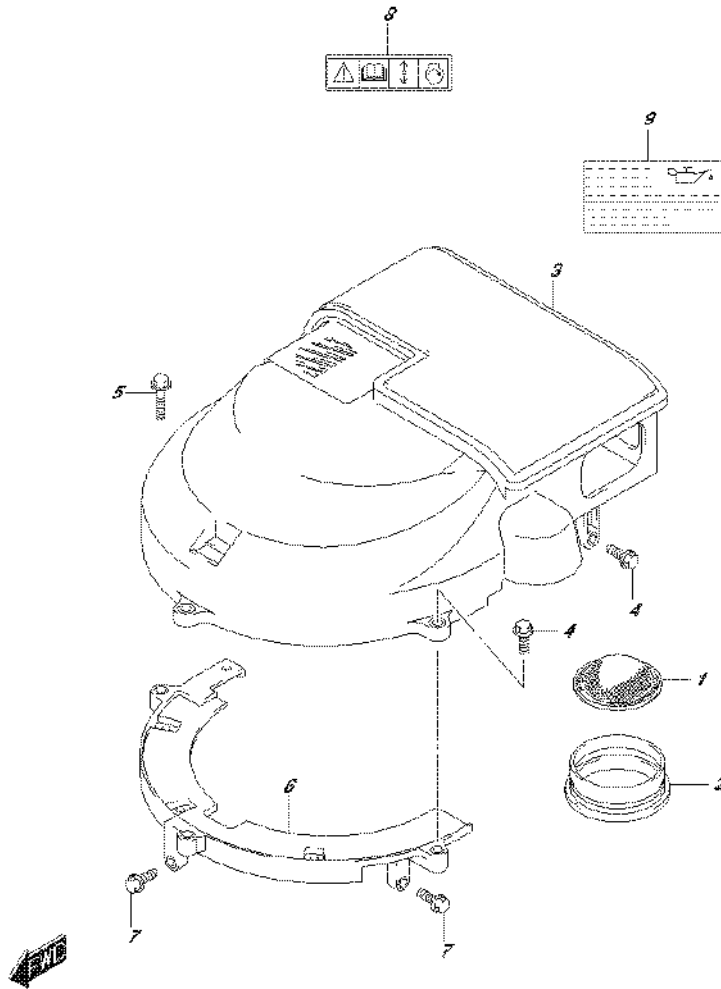


FIG.135K (1-G-10) SILENCER/RING GEAR COVER (DF175T E40)

REF NO.	PART NO.	DESCRIPTION	Q'TY	REMARKS
1	13710-96J00	ARRESTER, FLAME	1	
2	13813-96J00	HOLDER, ARRESTER	1	
3	13810-96J00	SILENCER	1	
4	01550-06207	BOLT	3	
5	01550-06307	BOLT	1	
6	11510-96J04	COVER, RING GEAR UNDER	1	
7	01550-06207	BOLT	2	
8	69711-93E10	LABEL, (S. I. G. P.)	1	
9	61494-96J10	LABEL, OIL / CLEARANCE	1	

FIG. 135L

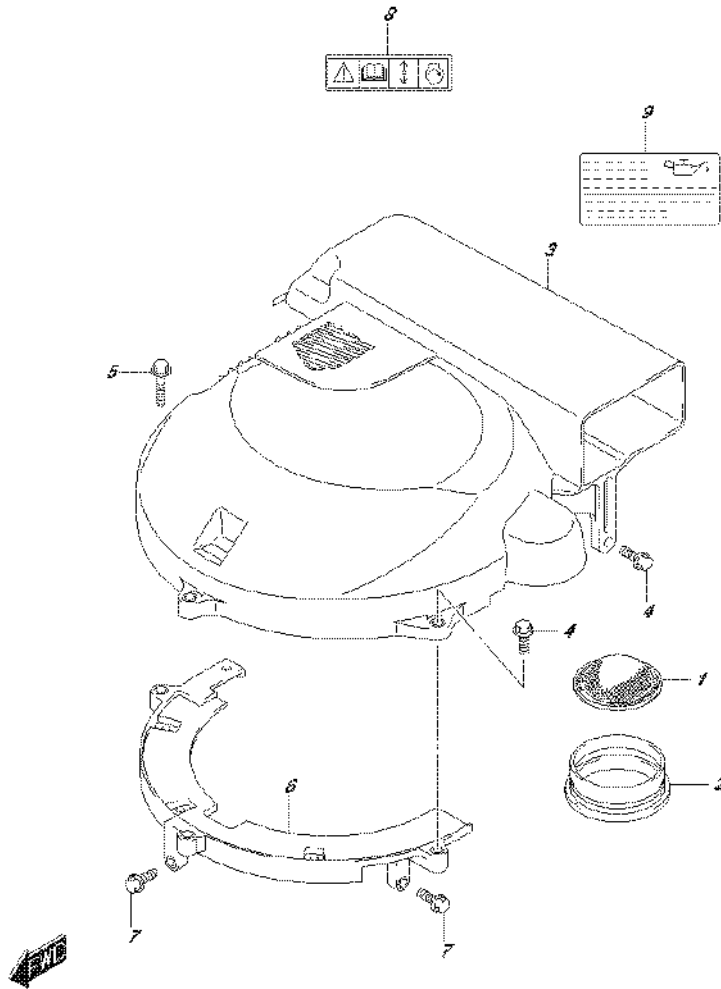


FIG.135L (1-G-11) SILENCER/RING GEAR COVER (DF175TG E01)

REF NO.	PART NO.	DESCRIPTION	Q'TY	REMARKS
1	13710-96J00	ARRESTER, FLAME	1	
2	13813-96J00	HOLDER, ARRESTER	1	
3	13810-96J20	SILENCER	1	
4	01550-06207	BOLT	3	
5	01550-06307	BOLT	1	
6	11510-96J04	COVER, RING GEAR UNDER	1	
7	01550-06207	BOLT	2	
8	69711-93E10	LABEL, (S. I. G. P.)	1	
9	61494-96J10	LABEL, OIL / CLEARANCE	1	

FIG. 135M

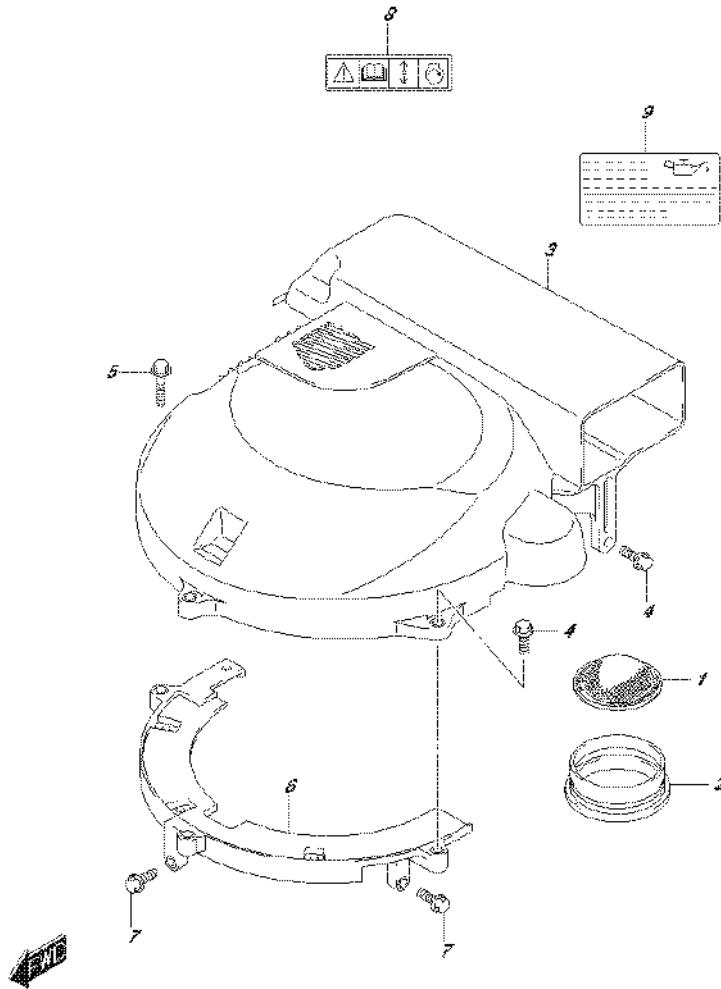


FIG.135M (1-G-12) SILENCER/RING GEAR COVER (DF175TG E40)

REF NO.	PART NO.	DESCRIPTION	Q'TY	REMARKS
1	13710-96J00	ARRESTER, FLAME	1	
2	13813-96J00	HOLDER, ARRESTER	1	
3	13810-96J20	SILENCER	1	
4	01550-06207	BOLT	3	
5	01550-06307	BOLT	1	
6	11510-96J04	COVER, RING GEAR UNDER	1	
7	01550-06207	BOLT	2	
8	69711-93E10	LABEL, (S. I. G. P.)	1	
9	61494-96J10	LABEL, OIL / CLEARANCE	1	

FIG. 135N

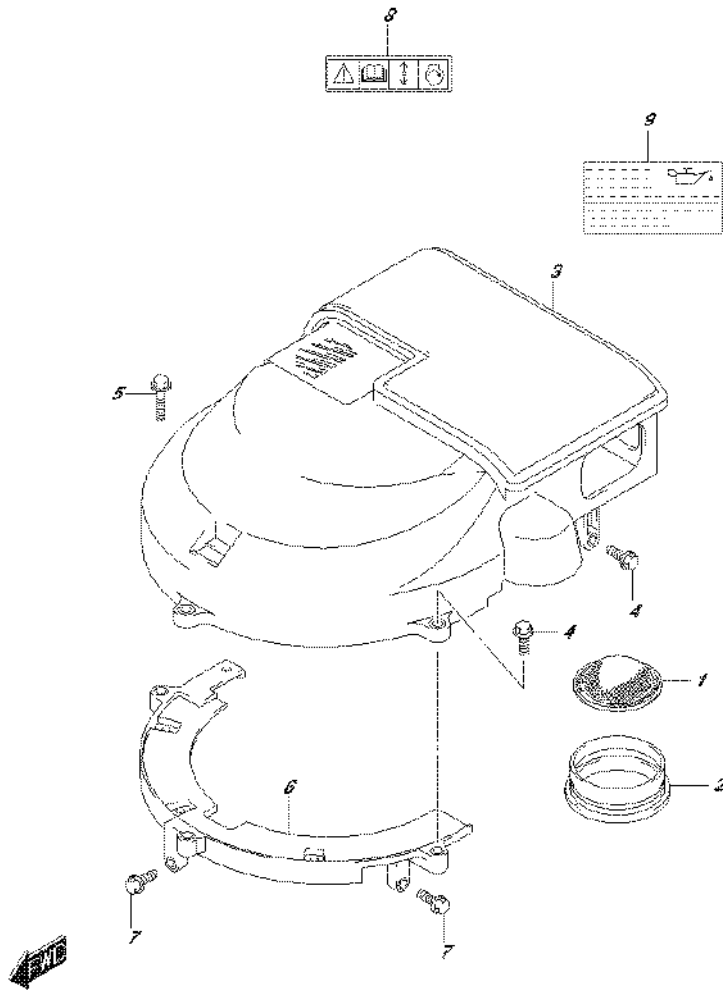


FIG.135N (1-G-13) SILENCER/RING GEAR COVER (DF175Z E01)

REF NO.	PART NO.	DESCRIPTION	Q'TY	REMARKS
1	13710-96J00	ARRESTER, FLAME	1	
2	13813-96J00	HOLDER, ARRESTER	1	
3	13810-96J00	SILENCER	1	
4	01550-06207	BOLT	3	
5	01550-06307	BOLT	1	
6	11510-96J04	COVER, RING GEAR UNDER	1	
7	01550-06207	BOLT	2	
8	69711-93E10	LABEL, (S. I. G. P.)	1	
9	61494-96J10	LABEL, OIL / CLEARANCE	1	

FIG.135P

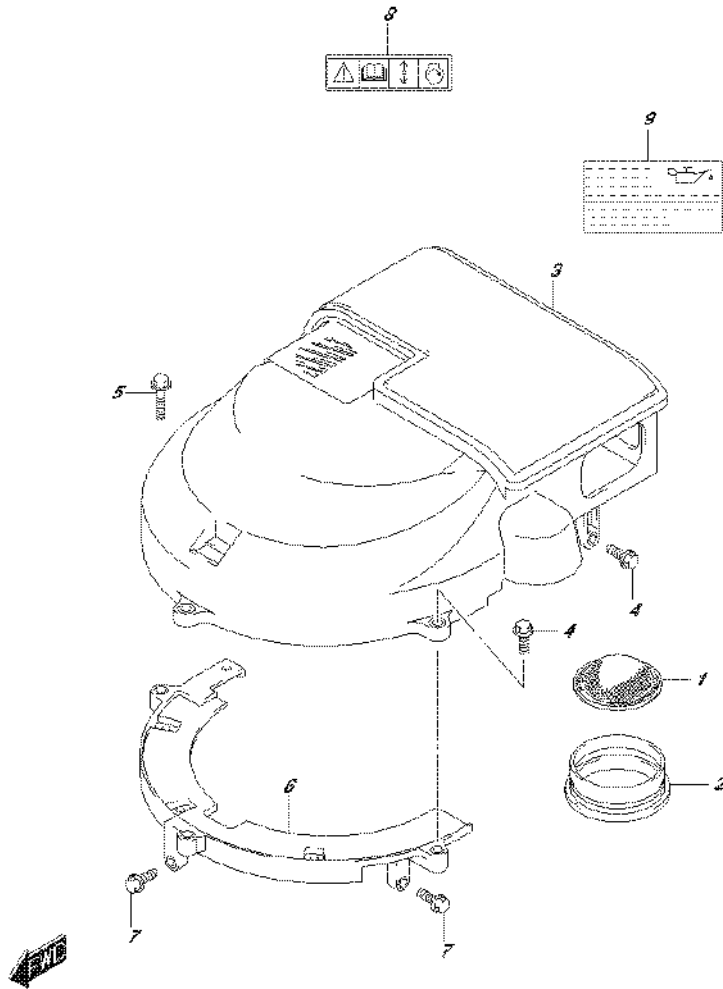


FIG.135P (1-G-14) SILENCER/RING GEAR COVER (DF175Z E40)

REF NO.	PART NO.	DESCRIPTION	Q'TY	REMARKS
1	13710-96J00	ARRESTER, FLAME	1	
2	13813-96J00	HOLDER, ARRESTER	1	
3	13810-96J00	SILENCER	1	
4	01550-06207	BOLT	3	
5	01550-06307	BOLT	1	
6	11510-96J04	COVER, RING GEAR UNDER	1	
7	01550-06207	BOLT	2	
8	69711-93E10	LABEL, (S. I. G. P.)	1	
9	61494-96J10	LABEL, OIL / CLEARANCE	1	

FIG.135R

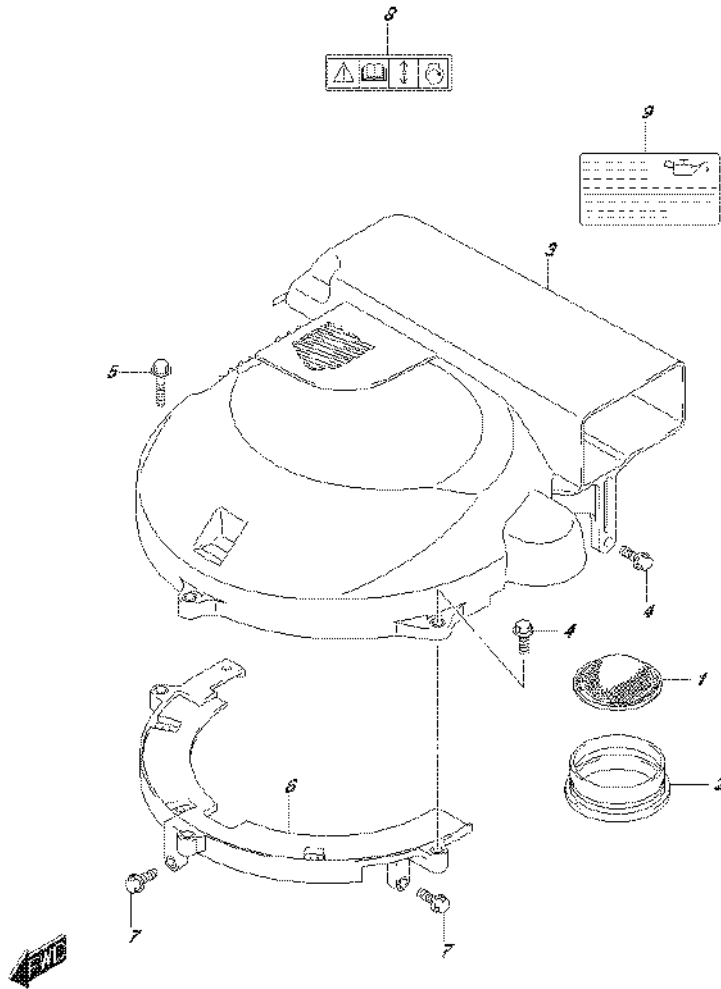


FIG.135R (1-G-15) SILENCER/RING GEAR COVER (DF175ZG E01)

REF NO.	PART NO.	DESCRIPTION	Q'TY	REMARKS
1	13710-96J00	ARRESTER, FLAME	1	
2	13813-96J00	HOLDER, ARRESTER	1	
3	13810-96J20	SILENCER	1	
4	01550-06207	BOLT	3	
5	01550-06307	BOLT	1	
6	11510-96J04	COVER, RING GEAR UNDER	1	
7	01550-06207	BOLT	2	
8	69711-93E10	LABEL, (S. I. G. P.)	1	
9	61494-96J10	LABEL, OIL / CLEARANCE	1	

FIG.135S

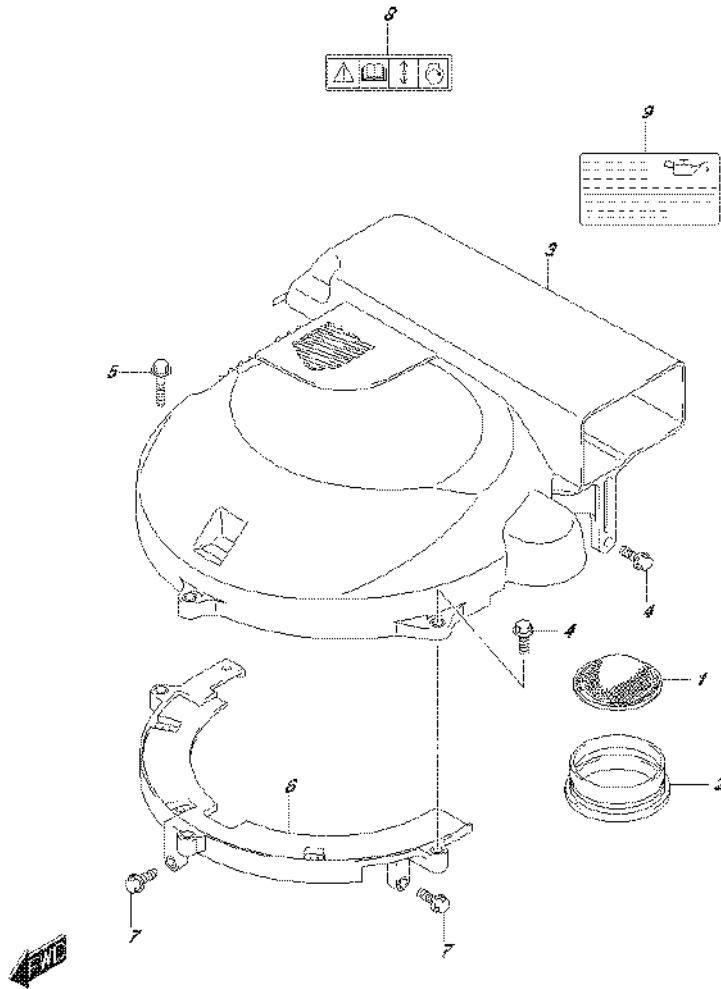


FIG.135S (1-H-2) SILENCER/RING GEAR COVER (DF175ZG E40)

REF NO.	PART NO.	DESCRIPTION	Q'TY	REMARKS
1	13710-96J00	ARRESTER, FLAME	1	
2	13813-96J00	HOLDER, ARRESTER	1	
3	13810-96J20	SILENCER	1	
4	01550-06207	BOLT	3	
5	01550-06307	BOLT	1	
6	11510-96J04	COVER, RING GEAR UNDER	1	
7	01550-06207	BOLT	2	
8	69711-93E10	LABEL, (S. I. G. P.)	1	
9	61494-96J10	LABEL, OIL / CLEARANCE	1	

FIG. 140A

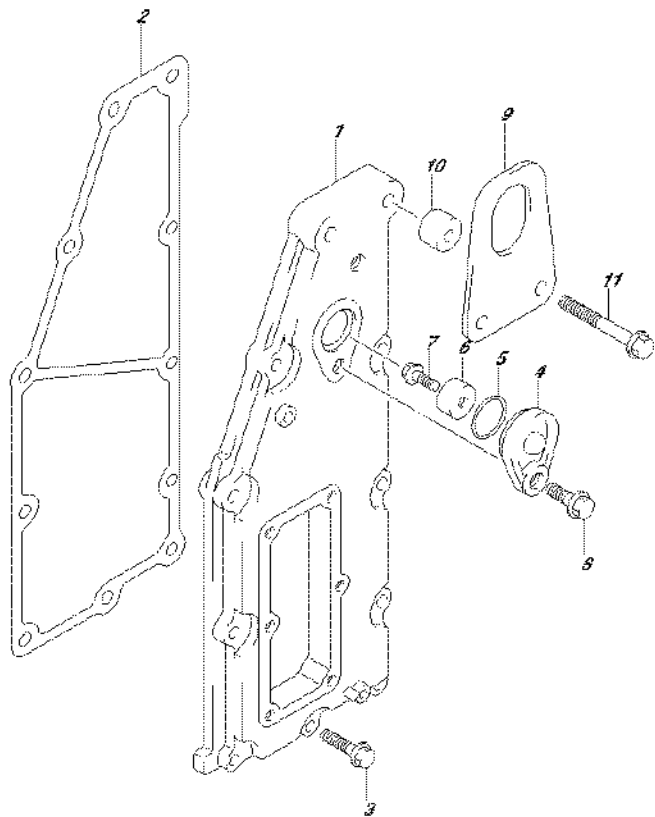


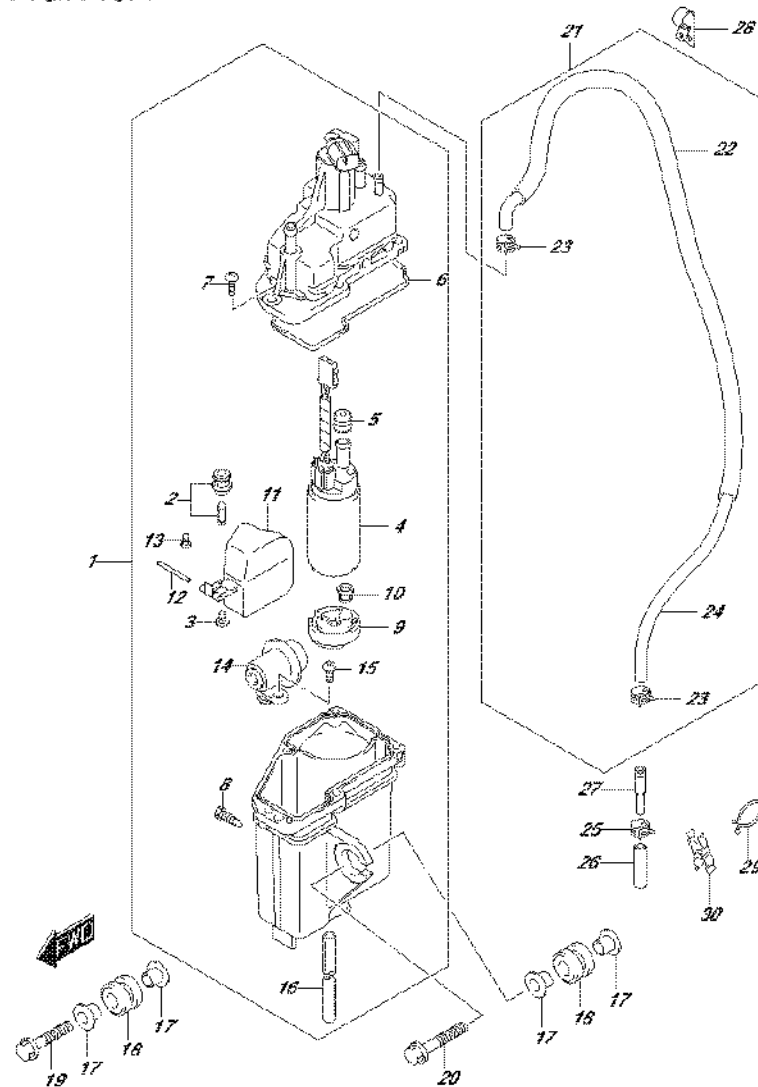
FIG.140A (1-H-3) EXHAUST COVER

REF NO.	PART NO.	DESCRIPTION	Q'TY	REMARKS
1	14141-96J00	COVER, EXHAUST	1	
2	14151-96J00	GASKET, EXH COVER	1	
3	01550-06307	BOLT	9	
4	11261-93J00	COVER, PROTECTION ANODE	1	
5	09280-22019	O RING (D:1.9,ID:21.8)	1	
6	55321-87J01	ANODE, PROTECTION	1	
7	09103-06281	BOLT (6X14)	1	
8	01550-08207	BOLT	1	
9	11292-96J00	HOOK, ENGINE PORT	1	
10	09180-08167	SPACER (8.5X20X13.5)	2	
11	01550-08607	BOLT	2	



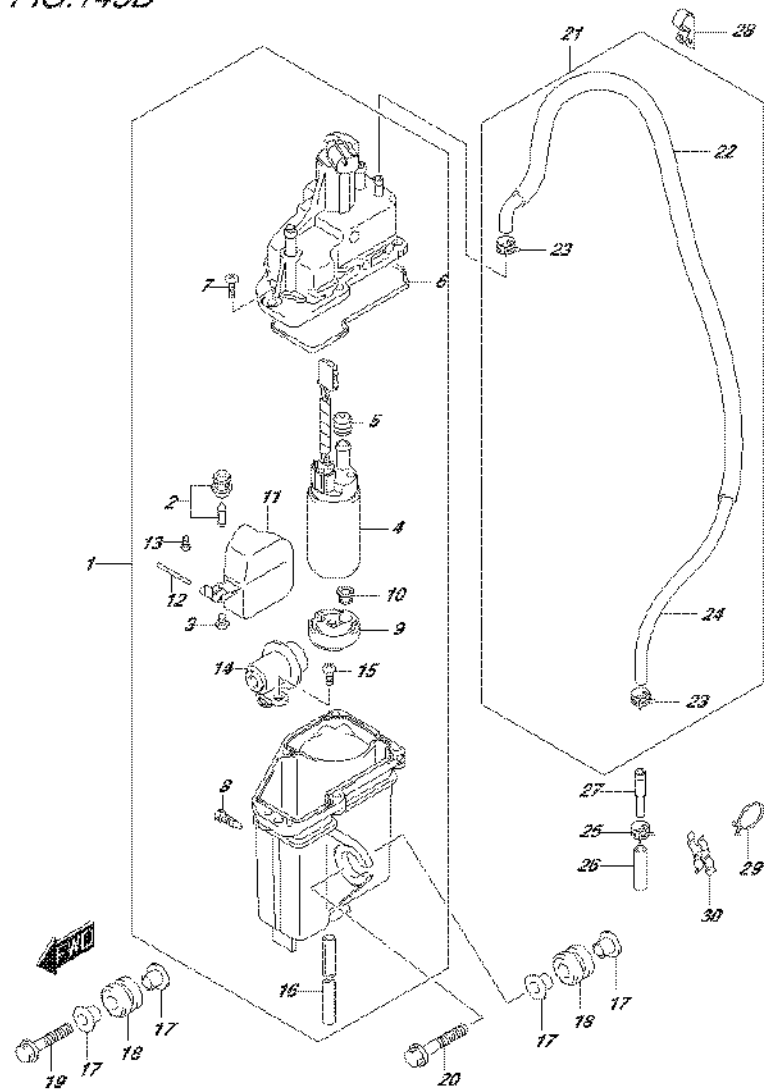
FIG.143A

FIG.143A (1-H-4) FUEL VAPOR SEPARATOR (DF150T E01)



REF NO.	PART NO.	DESCRIPTION	Q'TY	REMARKS
1	15600-96J02	SEPARATOR, FUEL VAPOR	1	
2	13370-96J00	.VALVE, NEEDLE	1	
3	02142-0408B	.SCREW	1	
4	15200-96J00	.PUMP, FUEL	1	
5	15647-93J00	.BUSH	1	
6	15626-96J00	.SEAL	1	
7	15628-99E00	.SCREW (L:15)	5	
8	15629-99E10	.SCREW, DRAIN	1	
9	15641-96J00	.SPACER, FUEL PUMP	1	
10	15642-90J00	.FILTER, FUEL PUMP	1	
11	15650-96J00	.FLOAT	1	
12	13254-01010	.PIN	1	
13	02112-0408A	.SCREW	1	
14	15760-93J00	.REGULATOR	1	
15	02112-05107	.SCREW	1	
16	15683-87J00	.HOSE, DRAIN	1	
17	09169-08042	WASHER	6	
18	09320-12072	CUSHION	3	
19	01550-08357	BOLT	1	
20	01550-08407	BOLT	2	
21	15660-96J20	HOSE, EVAPORATION	1	
22	18498-99EC0	.PROTECTOR, EVAP HOSE (L:760)	1	
23	09401-08412	.CLIP	2	
24	09352-50823-00B	.HOSE (5X8.2X2000)	1	L:2000->1000
25	09401-08412	CLIP	1	
26	09352-50823-600	HOSE (5X8.2X600)	1	L:600->45
27	09364-06010	UNION	1	
28	09403-13408	CLAMP	1	
29	09408-00008	CLIP (ID:20)	1	
30	09408-00078	CLAMP	1	
31	15690-96J10	HOSE SET, EVAPORATION	1	OPT NOT ILLUSTRATED

FIG.143B



DF175_E01_016_143B
FUEL VAPOR SEPARATOR

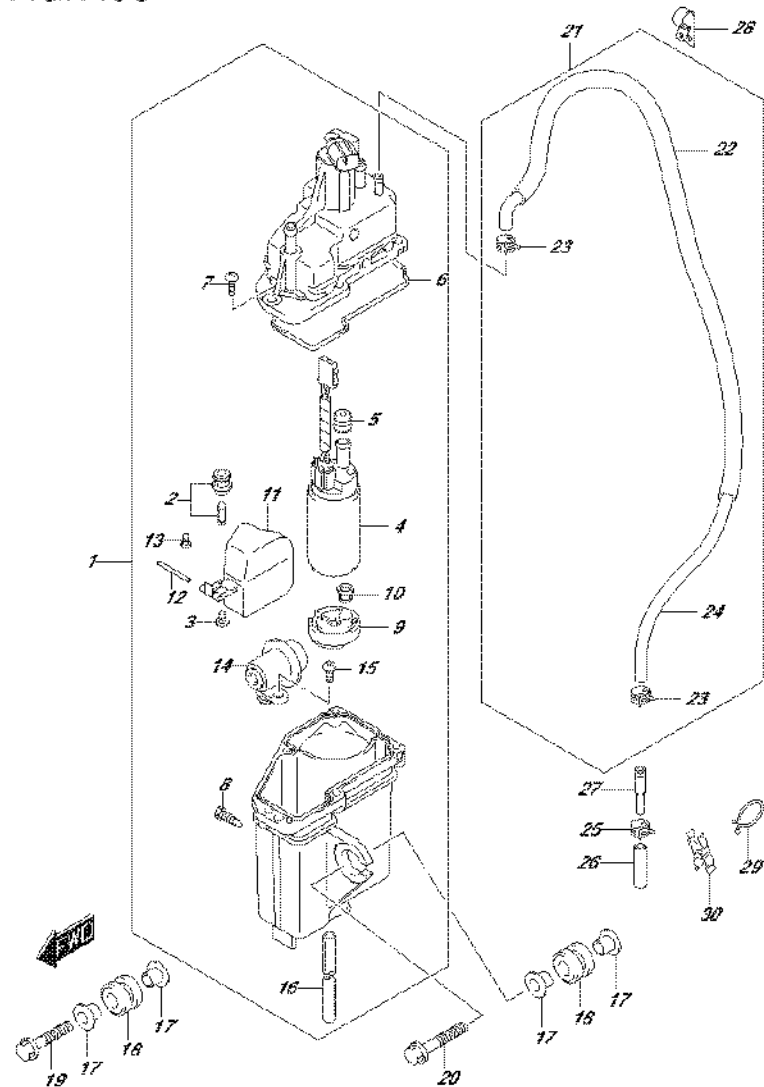
FIG.143B (1-H-5) FUEL VAPOR SEPARATOR (DF150T E40)

REF NO.	PART NO.	DESCRIPTION	Q'TY	REMARKS
1	15600-96J12	SEPARATOR, FUEL VAPOR	1	
2	13370-96J00	.VALVE, NEEDLE	1	
3	02142-0408B	.SCREW	1	
4	15200-96J10	.PUMP, FUEL	1	
5	15647-93J10	.BUSH	1	
6	15626-96J00	.SEAL	1	
7	15628-99E00	.SCREW (L:15)	5	
8	15629-99E10	.SCREW, DRAIN	1	
9	15641-96J00	.SPACER, FUEL PUMP	1	
10	15642-90J00	.FILTER, FUEL PUMP	1	
11	15650-96J00	.FLOAT	1	
12	13254-01010	.PIN	1	
13	02112-0408A	.SCREW	1	
14	15760-93J00	.REGULATOR	1	
15	02112-05107	.SCREW	1	
16	15683-87J00	.HOSE, DRAIN	1	
17	09169-08042	WASHER	6	
18	09320-12072	CUSHION	3	
19	01550-08357	BOLT	1	
20	01550-08407	BOLT	2	
21	15660-96J20	HOSE, EVAPORATION	1	
22	18498-99EC0	.PROTECTOR, EVAP HOSE (L:760)	1	
23	09401-08412	.CLIP	2	
24	09352-50823-00B	.HOSE (5X8.2X2000)	1	L:2000->1000
25	09401-08412	CLIP	1	
26	09352-50823-600	HOSE (5X8.2X600)	1	L:600->45
27	09364-06010	UNION	1	
28	09403-13408	CLAMP	1	
29	09408-00008	CLIP (ID:20)	1	
30	09408-00078	CLAMP	1	
31	15690-96J10	HOSE SET, EVAPORATION	1	OPT NOT ILLUSTRATED

DF175_E01_016

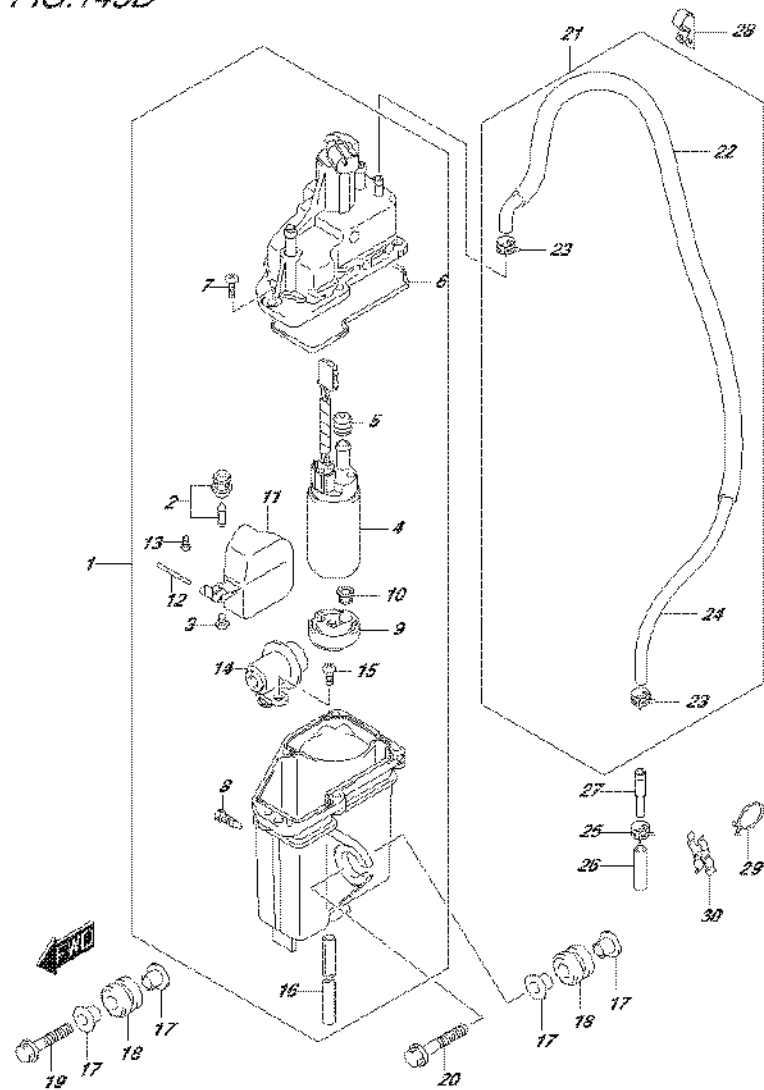
FIG.143C

FIG.143C (1-H-6) FUEL VAPOR SEPARATOR (DF150TG E01)



REF NO.	PART NO.	DESCRIPTION	Q'TY	REMARKS
1	15600-96J02	SEPARATOR, FUEL VAPOR	1	
2	13370-96J00	.VALVE, NEEDLE	1	
3	02142-0408B	.SCREW	1	
4	15200-96J00	.PUMP, FUEL	1	
5	15647-93J00	.BUSH	1	
6	15626-96J00	.SEAL	1	
7	15628-99E00	.SCREW (L:15)	5	
8	15629-99E10	.SCREW, DRAIN	1	
9	15641-96J00	.SPACER, FUEL PUMP	1	
10	15642-90J00	.FILTER, FUEL PUMP	1	
11	15650-96J00	.FLOAT	1	
12	13254-01010	.PIN	1	
13	02112-0408A	.SCREW	1	
14	15760-93J00	.REGULATOR	1	
15	02112-05107	.SCREW	1	
16	15683-87J00	.HOSE, DRAIN	1	
17	09169-08042	WASHER	6	
18	09320-12072	CUSHION	3	
19	01550-08357	BOLT	1	
20	01550-08407	BOLT	2	
21	15660-96J20	HOSE, EVAPORATION	1	
22	18498-99EC0	.PROTECTOR, EVAP HOSE (L:760)	1	
23	09401-08412	.CLIP	2	
24	09352-50823-00B	.HOSE (5X8.2X2000)	1	L:2000->1000
25	09401-08412	CLIP	1	
26	09352-50823-600	HOSE (5X8.2X600)	1	L:600->45
27	09364-06010	UNION	1	
28	09403-13408	CLAMP	1	
29	09408-00008	CLIP (ID:20)	1	
30	09408-00078	CLAMP	1	
31	15690-96J10	HOSE SET, EVAPORATION	1	OPT NOT ILLUSTRATED

FIG.143D



DF175_E01_016_143D
FUEL VAPOR SEPARATOR

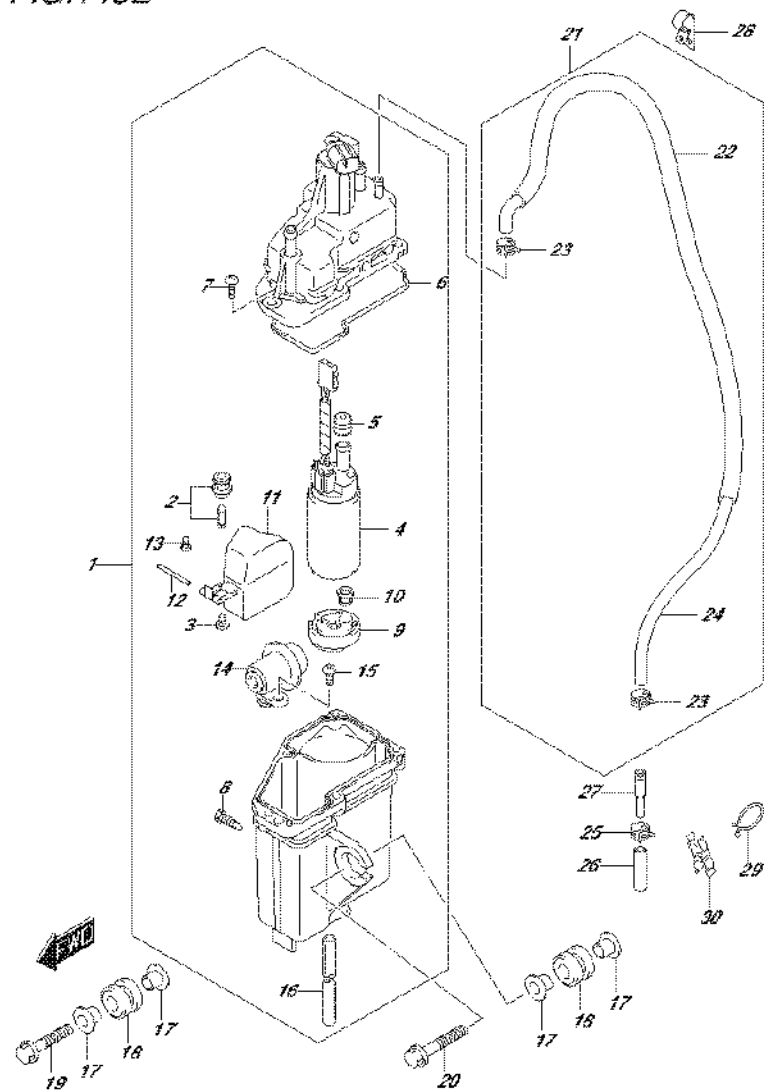
FIG.143D (1-H-7) FUEL VAPOR SEPARATOR (DF150TG E40)

REF NO.	PART NO.	DESCRIPTION	Q'TY	REMARKS
1	15600-96J12	SEPARATOR, FUEL VAPOR	1	
2	13370-96J00	.VALVE, NEEDLE	1	
3	02142-0408B	.SCREW	1	
4	15200-96J10	.PUMP, FUEL	1	
5	15647-93J10	.BUSH	1	
6	15626-96J00	.SEAL	1	
7	15628-99E00	.SCREW (L:15)	5	
8	15629-99E10	.SCREW, DRAIN	1	
9	15641-96J00	.SPACER, FUEL PUMP	1	
10	15642-90J00	.FILTER, FUEL PUMP	1	
11	15650-96J00	.FLOAT	1	
12	13254-01010	.PIN	1	
13	02112-0408A	.SCREW	1	
14	15760-93J00	.REGULATOR	1	
15	02112-05107	.SCREW	1	
16	15683-87J00	.HOSE, DRAIN	1	
17	09169-08042	WASHER	6	
18	09320-12072	CUSHION	3	
19	01550-08357	BOLT	1	
20	01550-08407	BOLT	2	
21	15660-96J20	HOSE, EVAPORATION	1	
22	18498-99EC0	.PROTECTOR, EVAP HOSE (L:760)	1	
23	09401-08412	.CLIP	2	
24	09352-50823-00B	.HOSE (5X8.2X2000)	1	L:2000->1000
25	09401-08412	CLIP	1	
26	09352-50823-600	HOSE (5X8.2X600)	1	L:600->45
27	09364-06010	UNION	1	
28	09403-13408	CLAMP	1	
29	09408-00008	CLIP (ID:20)	1	
30	09408-00078	CLAMP	1	
31	15690-96J10	HOSE SET, EVAPORATION	1	OPT NOT ILLUSTRATED

DF175_E01_016

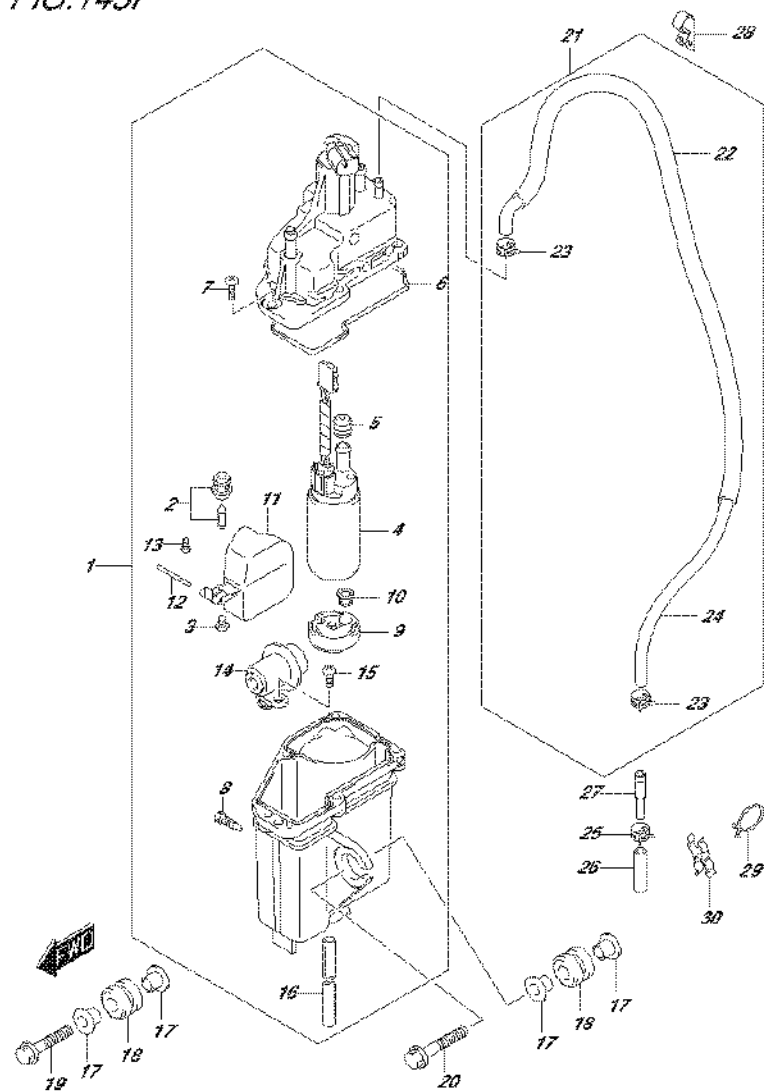
FIG.143E

FIG.143E (1-H-8) FUEL VAPOR SEPARATOR (DF150Z E01)



REF NO.	PART NO.	DESCRIPTION	Q'TY	REMARKS
1	15600-96J02	SEPARATOR, FUEL VAPOR	1	
2	13370-96J00	.VALVE, NEEDLE	1	
3	02142-0408B	.SCREW	1	
4	15200-96J00	.PUMP, FUEL	1	
5	15647-93J00	.BUSH	1	
6	15626-96J00	.SEAL	1	
7	15628-99E00	.SCREW (L:15)	5	
8	15629-99E10	.SCREW, DRAIN	1	
9	15641-96J00	.SPACER, FUEL PUMP	1	
10	15642-90J00	.FILTER, FUEL PUMP	1	
11	15650-96J00	.FLOAT	1	
12	13254-01010	.PIN	1	
13	02112-0408A	.SCREW	1	
14	15760-93J00	.REGULATOR	1	
15	02112-05107	.SCREW	1	
16	15683-87J00	.HOSE, DRAIN	1	
17	09169-08042	WASHER	6	
18	09320-12072	CUSHION	3	
19	01550-08357	BOLT	1	
20	01550-08407	BOLT	2	
21	15660-96J20	HOSE, EVAPORATION	1	
22	18498-99EC0	.PROTECTOR, EVAP HOSE (L:760)	1	
23	09401-08412	.CLIP	2	
24	09352-50823-00B	.HOSE (5X8.2X2000)	1	L:2000->1000
25	09401-08412	CLIP	1	
26	09352-50823-600	HOSE (5X8.2X600)	1	L:600->45
27	09364-06010	UNION	1	
28	09403-13408	CLAMP	1	
29	09408-00008	CLIP (ID:20)	1	
30	09408-00078	CLAMP	1	
31	15690-96J10	HOSE SET, EVAPORATION	1	OPT NOT ILLUSTRATED

FIG.143F



DF175_E01_016_143F
FUEL VAPOR SEPARATOR

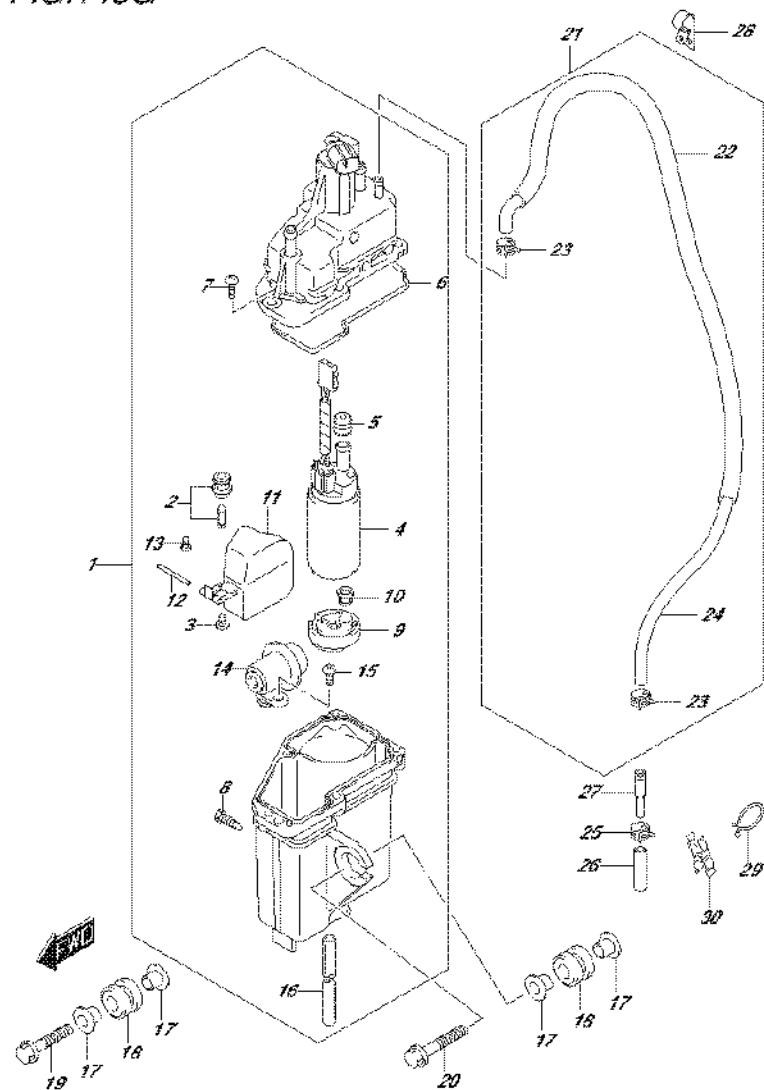
FIG.143F (1-H-9) FUEL VAPOR SEPARATOR (DF150Z E40)

REF NO.	PART NO.	DESCRIPTION	Q'TY	REMARKS
1	15600-96J12	SEPARATOR, FUEL VAPOR	1	
2	13370-96J00	.VALVE, NEEDLE	1	
3	02142-0408B	.SCREW	1	
4	15200-96J10	.PUMP, FUEL	1	
5	15647-93J10	.BUSH	1	
6	15626-96J00	.SEAL	1	
7	15628-99E00	.SCREW (L:15)	5	
8	15629-99E10	.SCREW, DRAIN	1	
9	15641-96J00	.SPACER, FUEL PUMP	1	
10	15642-90J00	.FILTER, FUEL PUMP	1	
11	15650-96J00	.FLOAT	1	
12	13254-01010	.PIN	1	
13	02112-0408A	.SCREW	1	
14	15760-93J00	.REGULATOR	1	
15	02112-05107	.SCREW	1	
16	15683-87J00	.HOSE, DRAIN	1	
17	09169-08042	WASHER	6	
18	09320-12072	CUSHION	3	
19	01550-08357	BOLT	1	
20	01550-08407	BOLT	2	
21	15660-96J20	HOSE, EVAPORATION	1	
22	18498-99EC0	.PROTECTOR, EVAP HOSE (L:760)	1	
23	09401-08412	.CLIP	2	
24	09352-50823-00B	.HOSE (5X8.2X2000)	1	L:2000->1000
25	09401-08412	CLIP	1	
26	09352-50823-600	HOSE (5X8.2X600)	1	L:600->45
27	09364-06010	UNION	1	
28	09403-13408	CLAMP	1	
29	09408-00008	CLIP (ID:20)	1	
30	09408-00078	CLAMP	1	
31	15690-96J10	HOSE SET, EVAPORATION	1	OPT NOT ILLUSTRATED

DF175_E01_016

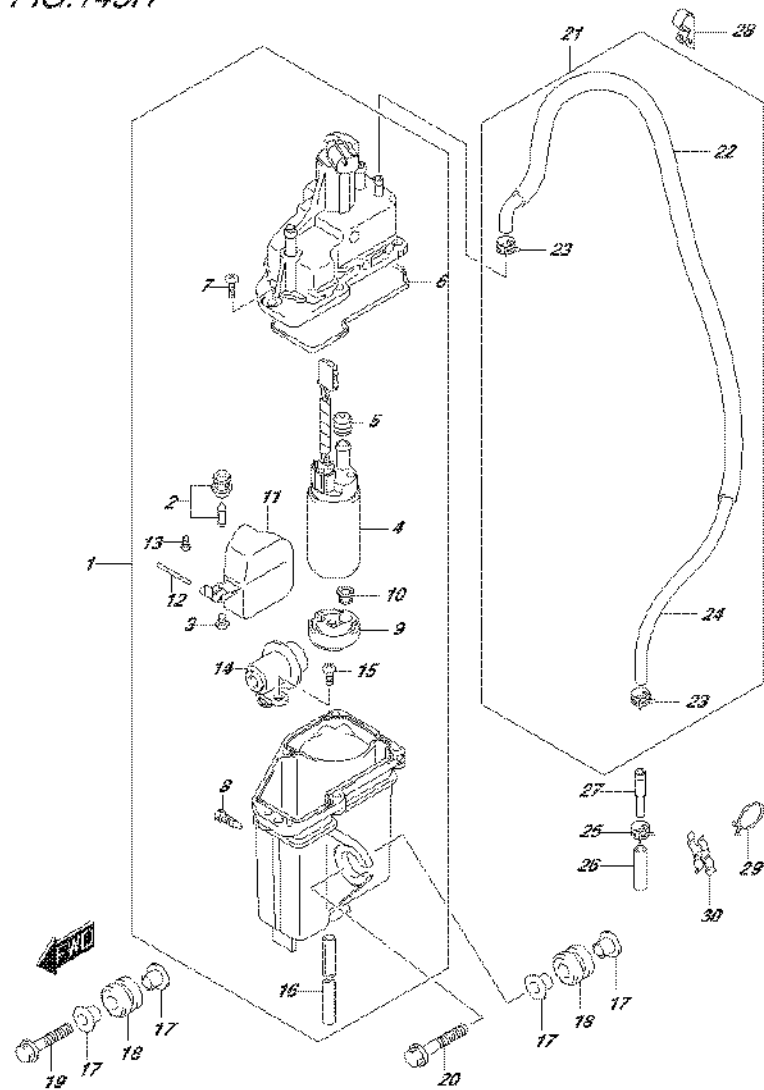
FIG.143G

FIG.143G (1-H-10) FUEL VAPOR SEPARATOR (DF150ZG E01)



REF NO.	PART NO.	DESCRIPTION	Q'TY	REMARKS
1	15600-96J02	SEPARATOR, FUEL VAPOR	1	
2	13370-96J00	.VALVE, NEEDLE	1	
3	02142-0408B	.SCREW	1	
4	15200-96J00	.PUMP, FUEL	1	
5	15647-93J00	.BUSH	1	
6	15626-96J00	.SEAL	1	
7	15628-99E00	.SCREW (L:15)	5	
8	15629-99E10	.SCREW, DRAIN	1	
9	15641-96J00	.SPACER, FUEL PUMP	1	
10	15642-90J00	.FILTER, FUEL PUMP	1	
11	15650-96J00	.FLOAT	1	
12	13254-01010	.PIN	1	
13	02112-0408A	.SCREW	1	
14	15760-93J00	.REGULATOR	1	
15	02112-05107	.SCREW	1	
16	15683-87J00	.HOSE, DRAIN	1	
17	09169-08042	WASHER	6	
18	09320-12072	CUSHION	3	
19	01550-08357	BOLT	1	
20	01550-08407	BOLT	2	
21	15660-96J20	HOSE, EVAPORATION	1	
22	18498-99EC0	.PROTECTOR, EVAP HOSE (L:760)	1	
23	09401-08412	.CLIP	2	
24	09352-50823-00B	.HOSE (5X8.2X2000)	1	L:2000->1000
25	09401-08412	CLIP	1	
26	09352-50823-600	HOSE (5X8.2X600)	1	L:600->45
27	09364-06010	UNION	1	
28	09403-13408	CLAMP	1	
29	09408-00008	CLIP (ID:20)	1	
30	09408-00078	CLAMP	1	
31	15690-96J10	HOSE SET, EVAPORATION	1	OPT NOT ILLUSTRATED

FIG.143H



DF175_E01_016_143H
FUEL VAPOR SEPARATOR

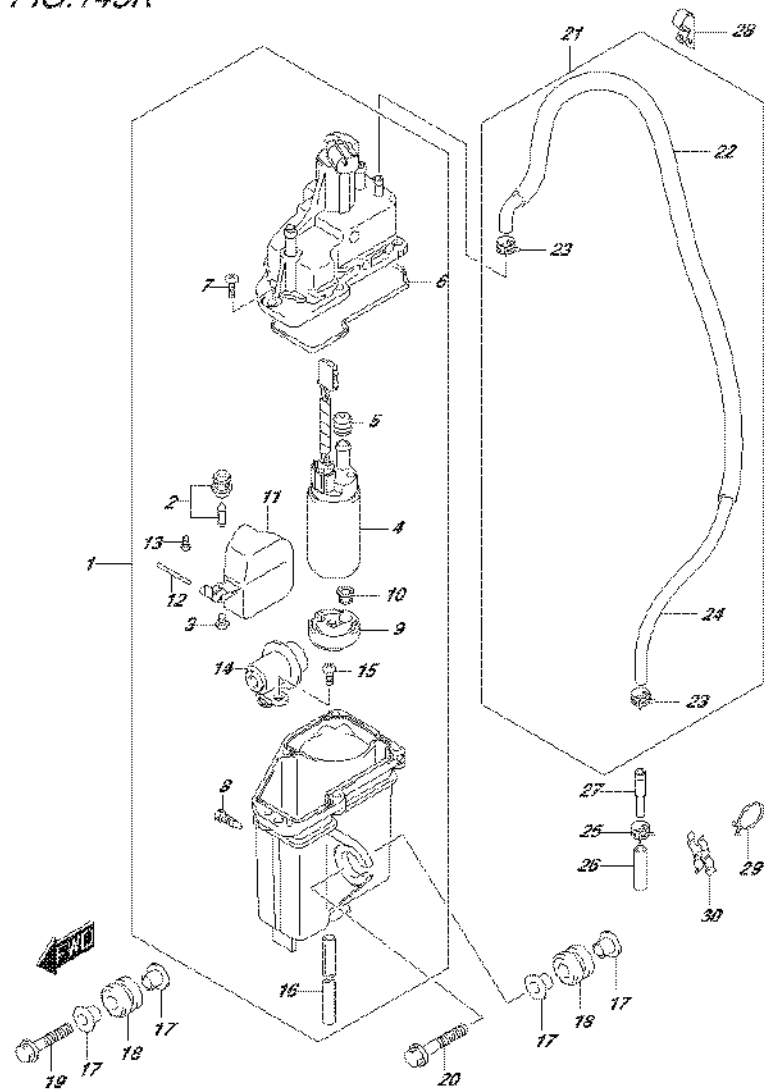
FIG.143H (1-H-11) FUEL VAPOR SEPARATOR (DF150ZG E40)

REF NO.	PART NO.	DESCRIPTION	Q'TY	REMARKS
1	15600-96J12	SEPARATOR, FUEL VAPOR	1	
2	13370-96J00	.VALVE, NEEDLE	1	
3	02142-0408B	.SCREW	1	
4	15200-96J10	.PUMP, FUEL	1	
5	15647-93J10	.BUSH	1	
6	15626-96J00	.SEAL	1	
7	15628-99E00	.SCREW (L:15)	5	
8	15629-99E10	.SCREW, DRAIN	1	
9	15641-96J00	.SPACER, FUEL PUMP	1	
10	15642-90J00	.FILTER, FUEL PUMP	1	
11	15650-96J00	.FLOAT	1	
12	13254-01010	.PIN	1	
13	02112-0408A	.SCREW	1	
14	15760-93J00	.REGULATOR	1	
15	02112-05107	.SCREW	1	
16	15683-87J00	.HOSE, DRAIN	1	
17	09169-08042	WASHER	6	
18	09320-12072	CUSHION	3	
19	01550-08357	BOLT	1	
20	01550-08407	BOLT	2	
21	15660-96J20	HOSE, EVAPORATION	1	
22	18498-99EC0	.PROTECTOR, EVAP HOSE (L:760)	1	
23	09401-08412	.CLIP	2	
24	09352-50823-00B	.HOSE (5X8.2X2000)	1	L:2000->1000
25	09401-08412	CLIP	1	
26	09352-50823-600	HOSE (5X8.2X600)	1	L:600->45
27	09364-06010	UNION	1	
28	09403-13408	CLAMP	1	
29	09408-00008	CLIP (ID:20)	1	
30	09408-00078	CLAMP	1	
31	15690-96J10	HOSE SET, EVAPORATION	1	OPT NOT ILLUSTRATED

DF175_E01_016

FIG. 143K

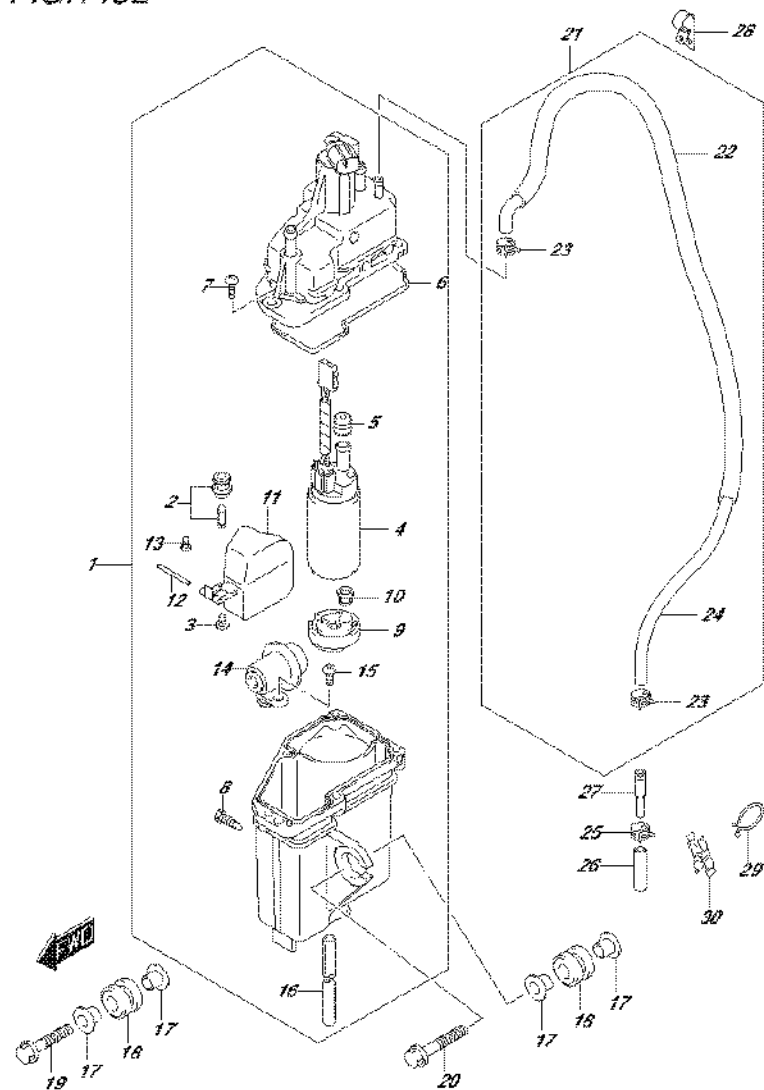
FIG.143K (1-H-13) FUEL VAPOR SEPARATOR (DF175T E40)



REF NO.	PART NO.	DESCRIPTION	Q'TY	REMARKS
1	15600-96J12	SEPARATOR, FUEL VAPOR	1	
2	13370-96J00	.VALVE, NEEDLE	1	
3	02142-0408B	.SCREW	1	
4	15200-96J10	.PUMP, FUEL	1	
5	15647-93J10	.BUSH	1	
6	15626-96J00	.SEAL	1	
7	15628-99E00	.SCREW (L:15)	5	
8	15629-99E10	.SCREW, DRAIN	1	
9	15641-96J00	.SPACER, FUEL PUMP	1	
10	15642-90J00	.FILTER, FUEL PUMP	1	
11	15650-96J00	.FLOAT	1	
12	13254-01010	.PIN	1	
13	02112-0408A	.SCREW	1	
14	15760-93J00	.REGULATOR	1	
15	02112-05107	.SCREW	1	
16	15683-87J00	.HOSE, DRAIN	1	
17	09169-08042	WASHER	6	
18	09320-12072	CUSHION	3	
19	01550-08357	BOLT	1	
20	01550-08407	BOLT	2	
21	15660-96J20	HOSE, EVAPORATION	1	
22	18498-99EC0	.PROTECTOR, EVAP HOSE (L:760)	1	
23	09401-08412	.CLIP	2	
24	09352-50823-00B	.HOSE (5X8.2X2000)	1	L:2000->1000
25	09401-08412	CLIP	1	
26	09352-50823-600	HOSE (5X8.2X600)	1	L:600->45
27	09364-06010	UNION	1	
28	09403-13408	CLAMP	1	
29	09408-00008	CLIP (ID:20)	1	
30	09408-00078	CLAMP	1	
31	15690-96J10	HOSE SET, EVAPORATION	1	OPT NOT ILLUSTRATED

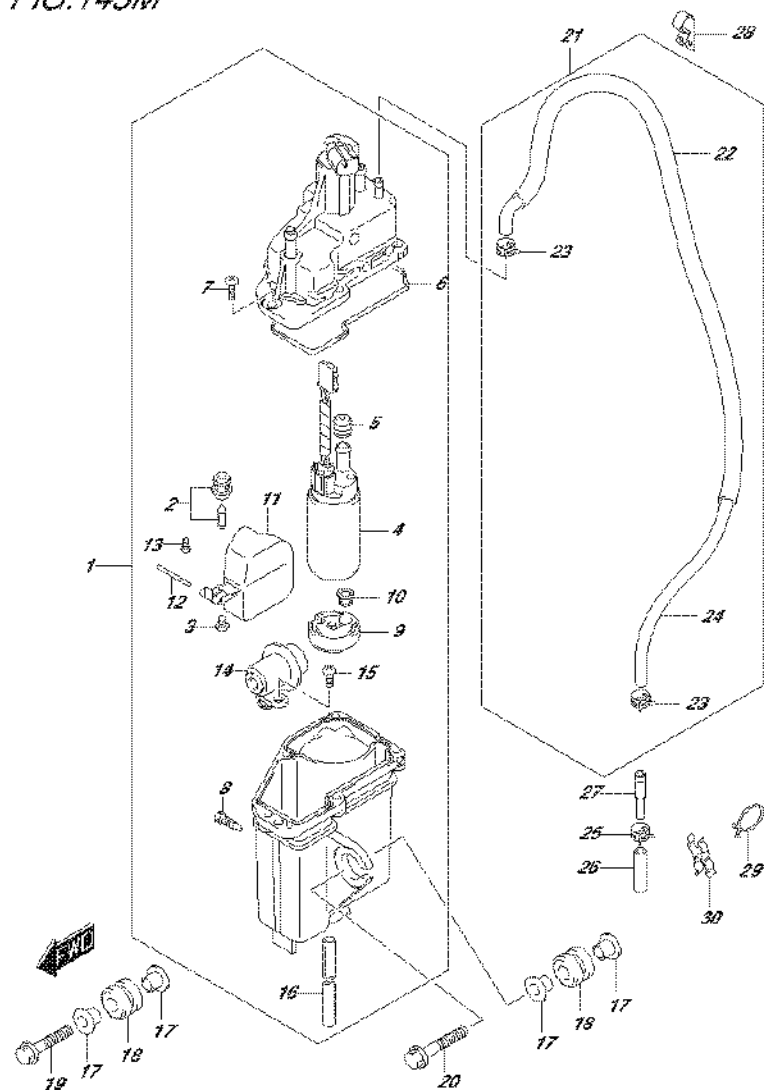
FIG. 143L

FIG.143L (1-H-14) FUEL VAPOR SEPARATOR (DF175TG E01)



REF NO.	PART NO.	DESCRIPTION	Q'TY	REMARKS
1	15600-96J02	SEPARATOR, FUEL VAPOR	1	
2	13370-96J00	.VALVE, NEEDLE	1	
3	02142-0408B	.SCREW	1	
4	15200-96J00	.PUMP, FUEL	1	
5	15647-93J00	.BUSH	1	
6	15626-96J00	.SEAL	1	
7	15628-99E00	.SCREW (L:15)	5	
8	15629-99E10	.SCREW, DRAIN	1	
9	15641-96J00	.SPACER, FUEL PUMP	1	
10	15642-90J00	.FILTER, FUEL PUMP	1	
11	15650-96J00	.FLOAT	1	
12	13254-01010	.PIN	1	
13	02112-0408A	.SCREW	1	
14	15760-93J00	.REGULATOR	1	
15	02112-05107	.SCREW	1	
16	15683-87J00	.HOSE, DRAIN	1	
17	09169-08042	WASHER	6	
18	09320-12072	CUSHION	3	
19	01550-08357	BOLT	1	
20	01550-08407	BOLT	2	
21	15660-96J20	HOSE, EVAPORATION	1	
22	18498-99EC0	.PROTECTOR, EVAP HOSE (L:760)	1	
23	09401-08412	.CLIP	2	
24	09352-50823-00B	.HOSE (5X8.2X2000)	1	L:2000->1000
25	09401-08412	CLIP	1	
26	09352-50823-600	HOSE (5X8.2X600)	1	L:600->45
27	09364-06010	UNION	1	
28	09403-13408	CLAMP	1	
29	09408-00008	CLIP (ID:20)	1	
30	09408-00078	CLAMP	1	
31	15690-96J10	HOSE SET, EVAPORATION	1	OPT NOT ILLUSTRATED

FIG. 143M



DF175_E01_016_143M
FUEL VAPOR SEPARATOR

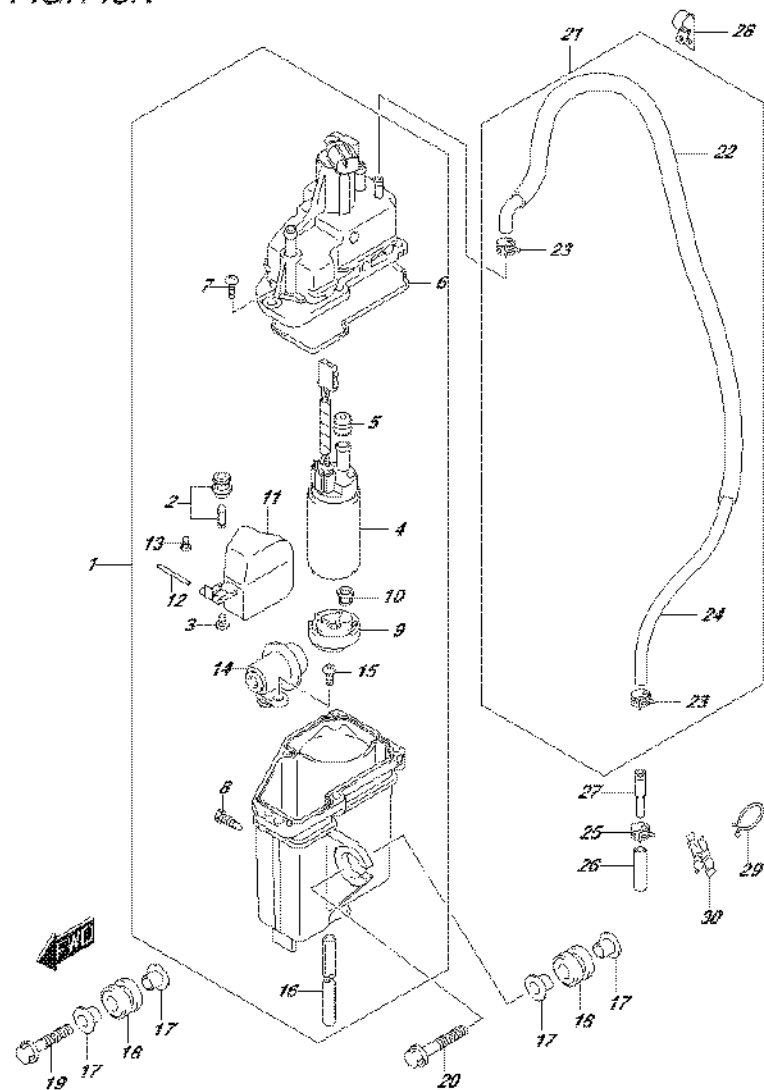
FIG.143M (1-H-15) FUEL VAPOR SEPARATOR (DF175TG E40)

REF NO.	PART NO.	DESCRIPTION	Q'TY	REMARKS
1	15600-96J12	SEPARATOR, FUEL VAPOR	1	
2	13370-96J00	.VALVE, NEEDLE	1	
3	02142-0408B	.SCREW	1	
4	15200-96J10	.PUMP, FUEL	1	
5	15647-93J10	.BUSH	1	
6	15626-96J00	.SEAL	1	
7	15628-99E00	.SCREW (L:15)	5	
8	15629-99E10	.SCREW, DRAIN	1	
9	15641-96J00	.SPACER, FUEL PUMP	1	
10	15642-90J00	.FILTER, FUEL PUMP	1	
11	15650-96J00	.FLOAT	1	
12	13254-01010	.PIN	1	
13	02112-0408A	.SCREW	1	
14	15760-93J00	.REGULATOR	1	
15	02112-05107	.SCREW	1	
16	15683-87J00	.HOSE, DRAIN	1	
17	09169-08042	WASHER	6	
18	09320-12072	CUSHION	3	
19	01550-08357	BOLT	1	
20	01550-08407	BOLT	2	
21	15660-96J20	HOSE, EVAPORATION	1	
22	18498-99EC0	.PROTECTOR, EVAP HOSE (L:760)	1	
23	09401-08412	.CLIP	2	
24	09352-50823-00B	.HOSE (5X8.2X2000)	1	L:2000->1000
25	09401-08412	CLIP	1	
26	09352-50823-600	HOSE (5X8.2X600)	1	L:600->45
27	09364-06010	UNION	1	
28	09403-13408	CLAMP	1	
29	09408-00008	CLIP (ID:20)	1	
30	09408-00078	CLAMP	1	
31	15690-96J10	HOSE SET, EVAPORATION	1	OPT NOT ILLUSTRATED

DF175_E01_016

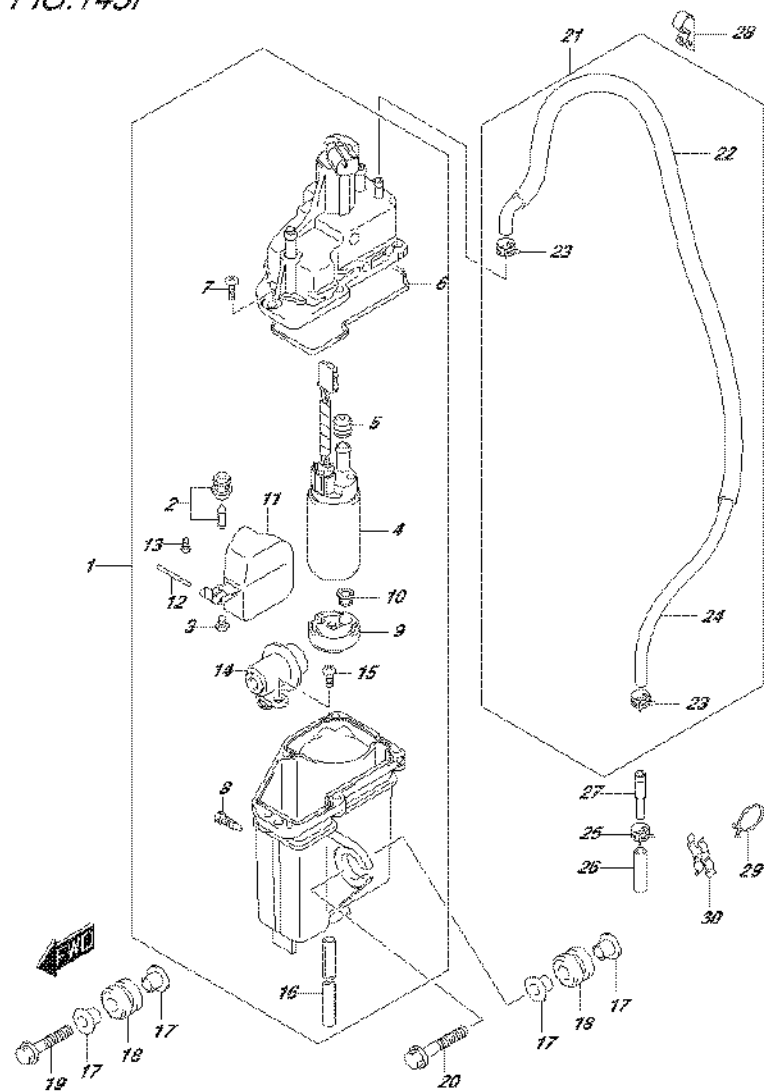
FIG. 143N

FIG.143N (1-I-2) FUEL VAPOR SEPARATOR (DF175Z E01)



REF NO.	PART NO.	DESCRIPTION	Q'TY	REMARKS
1	15600-96J02	SEPARATOR, FUEL VAPOR	1	
2	13370-96J00	.VALVE, NEEDLE	1	
3	02142-0408B	.SCREW	1	
4	15200-96J00	.PUMP, FUEL	1	
5	15647-93J00	.BUSH	1	
6	15626-96J00	.SEAL	1	
7	15628-99E00	.SCREW (L:15)	5	
8	15629-99E10	.SCREW, DRAIN	1	
9	15641-96J00	.SPACER, FUEL PUMP	1	
10	15642-90J00	.FILTER, FUEL PUMP	1	
11	15650-96J00	.FLOAT	1	
12	13254-01010	.PIN	1	
13	02112-0408A	.SCREW	1	
14	15760-93J00	.REGULATOR	1	
15	02112-05107	.SCREW	1	
16	15683-87J00	.HOSE, DRAIN	1	
17	09169-08042	WASHER	6	
18	09320-12072	CUSHION	3	
19	01550-08357	BOLT	1	
20	01550-08407	BOLT	2	
21	15660-96J20	HOSE, EVAPORATION	1	
22	18498-99EC0	.PROTECTOR, EVAP HOSE (L:760)	1	
23	09401-08412	.CLIP	2	
24	09352-50823-00B	.HOSE (5X8.2X2000)	1	L:2000->1000
25	09401-08412	CLIP	1	
26	09352-50823-600	HOSE (5X8.2X600)	1	L:600->45
27	09364-06010	UNION	1	
28	09403-13408	CLAMP	1	
29	09408-00008	CLIP (ID:20)	1	
30	09408-00078	CLAMP	1	
31	15690-96J10	HOSE SET, EVAPORATION	1	OPT NOT ILLUSTRATED

FIG.143P



DF175_E01_016_143P
FUEL VAPOR SEPARATOR

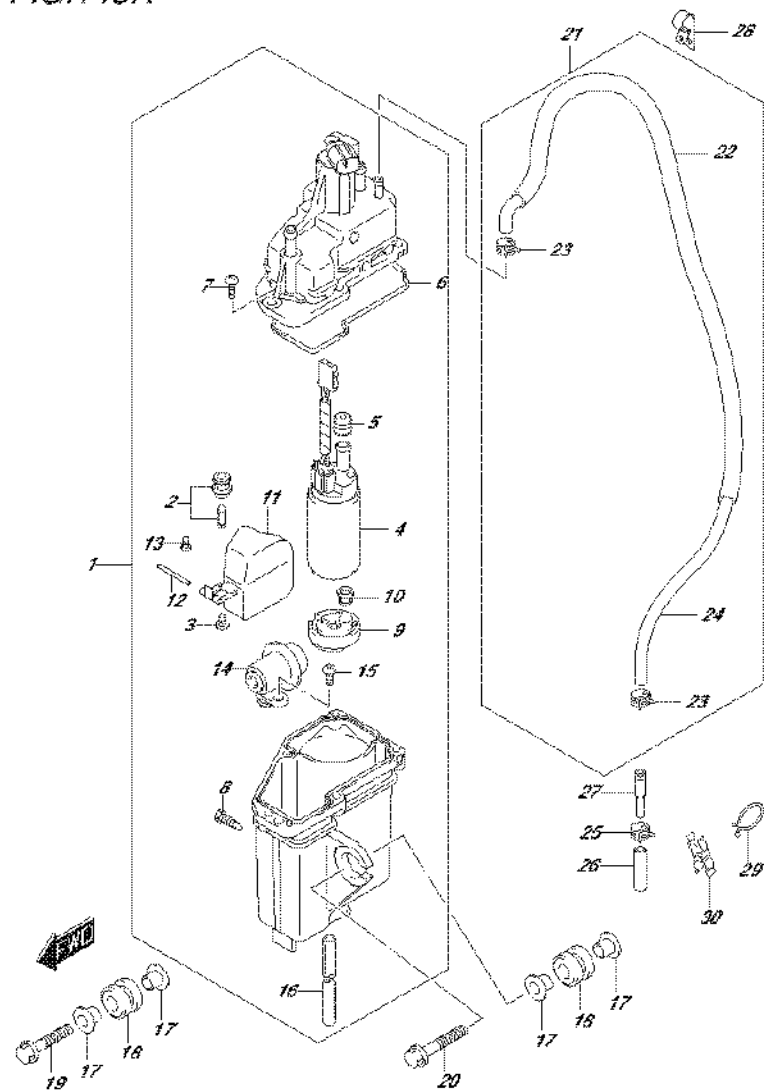
FIG.143P (1-1-3) FUEL VAPOR SEPARATOR (DF175Z E40)

REF NO.	PART NO.	DESCRIPTION	Q'TY	REMARKS
1	15600-96J12	SEPARATOR, FUEL VAPOR	1	
2	13370-96J00	.VALVE, NEEDLE	1	
3	02142-0408B	.SCREW	1	
4	15200-96J10	.PUMP, FUEL	1	
5	15647-93J10	.BUSH	1	
6	15626-96J00	.SEAL	1	
7	15628-99E00	.SCREW (L:15)	5	
8	15629-99E10	.SCREW, DRAIN	1	
9	15641-96J00	.SPACER, FUEL PUMP	1	
10	15642-90J00	.FILTER, FUEL PUMP	1	
11	15650-96J00	.FLOAT	1	
12	13254-01010	.PIN	1	
13	02112-0408A	.SCREW	1	
14	15760-93J00	.REGULATOR	1	
15	02112-05107	.SCREW	1	
16	15683-87J00	.HOSE, DRAIN	1	
17	09169-08042	WASHER	6	
18	09320-12072	CUSHION	3	
19	01550-08357	BOLT	1	
20	01550-08407	BOLT	2	
21	15660-96J20	HOSE, EVAPORATION	1	
22	18498-99EC0	.PROTECTOR, EVAP HOSE (L:760)	1	
23	09401-08412	.CLIP	2	
24	09352-50823-00B	.HOSE (5X8.2X2000)	1	L:2000->1000
25	09401-08412	CLIP	1	
26	09352-50823-600	HOSE (5X8.2X600)	1	L:600->45
27	09364-06010	UNION	1	
28	09403-13408	CLAMP	1	
29	09408-00008	CLIP (ID:20)	1	
30	09408-00078	CLAMP	1	
31	15690-96J10	HOSE SET, EVAPORATION	1	OPT NOT ILLUSTRATED

DF175_E01_016

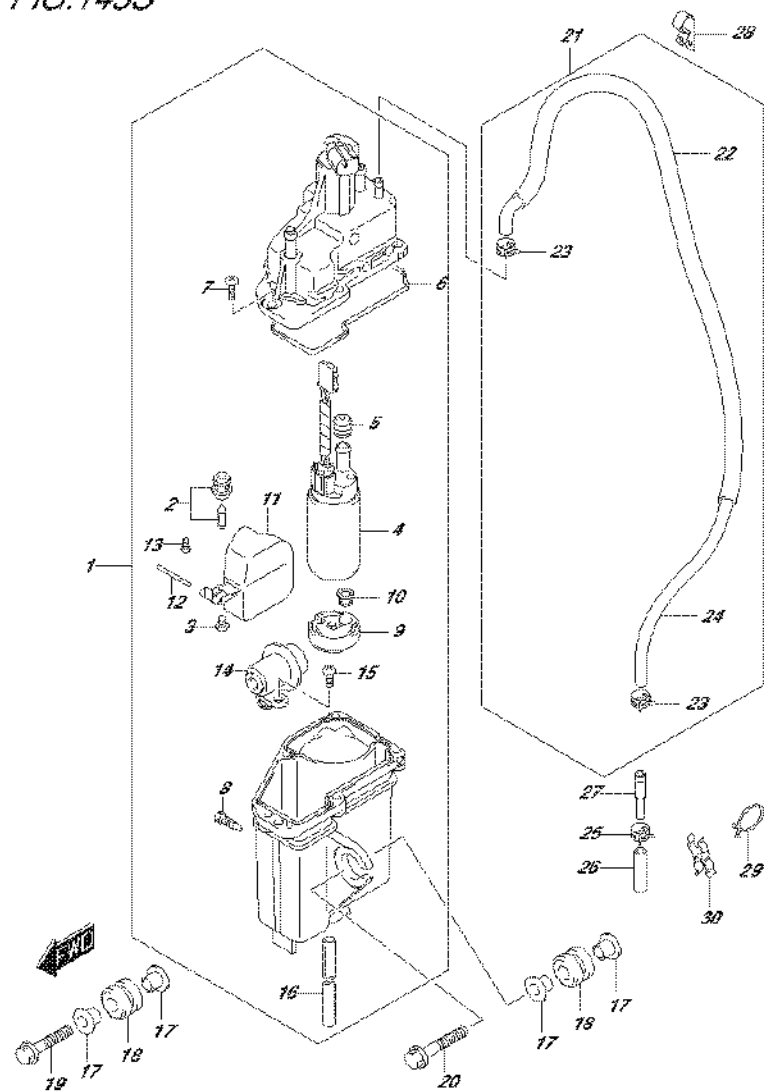
FIG.143R

FIG.143R (1-1-4) FUEL VAPOR SEPARATOR (DF175ZG E01)



REF NO.	PART NO.	DESCRIPTION	Q'TY	REMARKS
1	15600-96J02	SEPARATOR, FUEL VAPOR	1	
2	13370-96J00	.VALVE, NEEDLE	1	
3	02142-0408B	.SCREW	1	
4	15200-96J00	.PUMP, FUEL	1	
5	15647-93J00	.BUSH	1	
6	15626-96J00	.SEAL	1	
7	15628-99E00	.SCREW (L:15)	5	
8	15629-99E10	.SCREW, DRAIN	1	
9	15641-96J00	.SPACER, FUEL PUMP	1	
10	15642-90J00	.FILTER, FUEL PUMP	1	
11	15650-96J00	.FLOAT	1	
12	13254-01010	.PIN	1	
13	02112-0408A	.SCREW	1	
14	15760-93J00	.REGULATOR	1	
15	02112-05107	.SCREW	1	
16	15683-87J00	.HOSE, DRAIN	1	
17	09169-08042	WASHER	6	
18	09320-12072	CUSHION	3	
19	01550-08357	BOLT	1	
20	01550-08407	BOLT	2	
21	15660-96J20	HOSE, EVAPORATION	1	
22	18498-99EC0	.PROTECTOR, EVAP HOSE (L:760)	1	
23	09401-08412	.CLIP	2	
24	09352-50823-00B	.HOSE (5X8.2X2000)	1	L:2000->1000
25	09401-08412	CLIP	1	
26	09352-50823-600	HOSE (5X8.2X600)	1	L:600->45
27	09364-06010	UNION	1	
28	09403-13408	CLAMP	1	
29	09408-00008	CLIP (ID:20)	1	
30	09408-00078	CLAMP	1	
31	15690-96J10	HOSE SET, EVAPORATION	1	OPT NOT ILLUSTRATED

FIG.143S



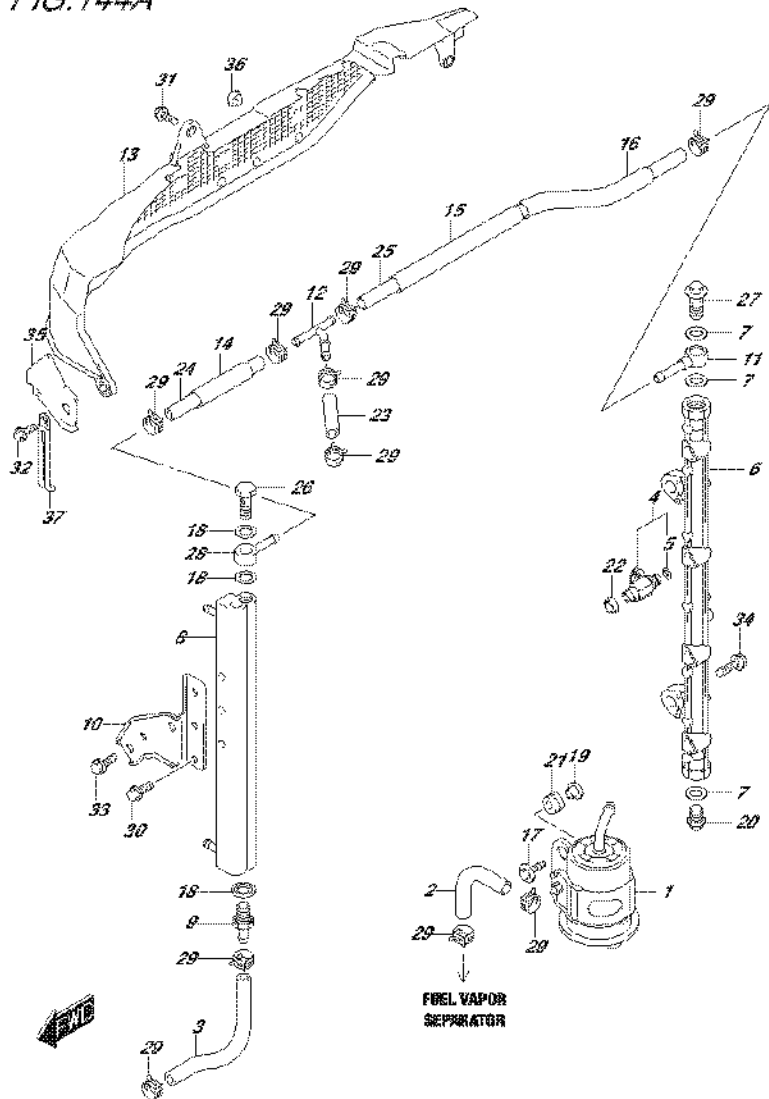
DF175_E01_016_143S
FUEL VAPOR SEPARATOR

FIG.143S (1-1-5) FUEL VAPOR SEPARATOR (DF175ZG E40)

REF NO.	PART NO.	DESCRIPTION	Q'TY	REMARKS
1	15600-96J12	SEPARATOR, FUEL VAPOR	1	
2	13370-96J00	.VALVE, NEEDLE	1	
3	02142-0408B	.SCREW	1	
4	15200-96J10	.PUMP, FUEL	1	
5	15647-93J10	.BUSH	1	
6	15626-96J00	.SEAL	1	
7	15628-99E00	.SCREW (L:15)	5	
8	15629-99E10	.SCREW, DRAIN	1	
9	15641-96J00	.SPACER, FUEL PUMP	1	
10	15642-90J00	.FILTER, FUEL PUMP	1	
11	15650-96J00	.FLOAT	1	
12	13254-01010	.PIN	1	
13	02112-0408A	.SCREW	1	
14	15760-93J00	.REGULATOR	1	
15	02112-05107	.SCREW	1	
16	15683-87J00	.HOSE, DRAIN	1	
17	09169-08042	WASHER	6	
18	09320-12072	CUSHION	3	
19	01550-08357	BOLT	1	
20	01550-08407	BOLT	2	
21	15660-96J20	HOSE, EVAPORATION	1	
22	18498-99EC0	.PROTECTOR, EVAP HOSE (L:760)	1	
23	09401-08412	.CLIP	2	
24	09352-50823-00B	.HOSE (5X8.2X2000)	1	L:2000->1000
25	09401-08412	CLIP	1	
26	09352-50823-600	HOSE (5X8.2X600)	1	L:600->45
27	09364-06010	UNION	1	
28	09403-13408	CLAMP	1	
29	09408-00008	CLIP (ID:20)	1	
30	09408-00078	CLAMP	1	
31	15690-96J10	HOSE SET, EVAPORATION	1	OPT NOT ILLUSTRATED

DF175_E01_016

FIG.144A



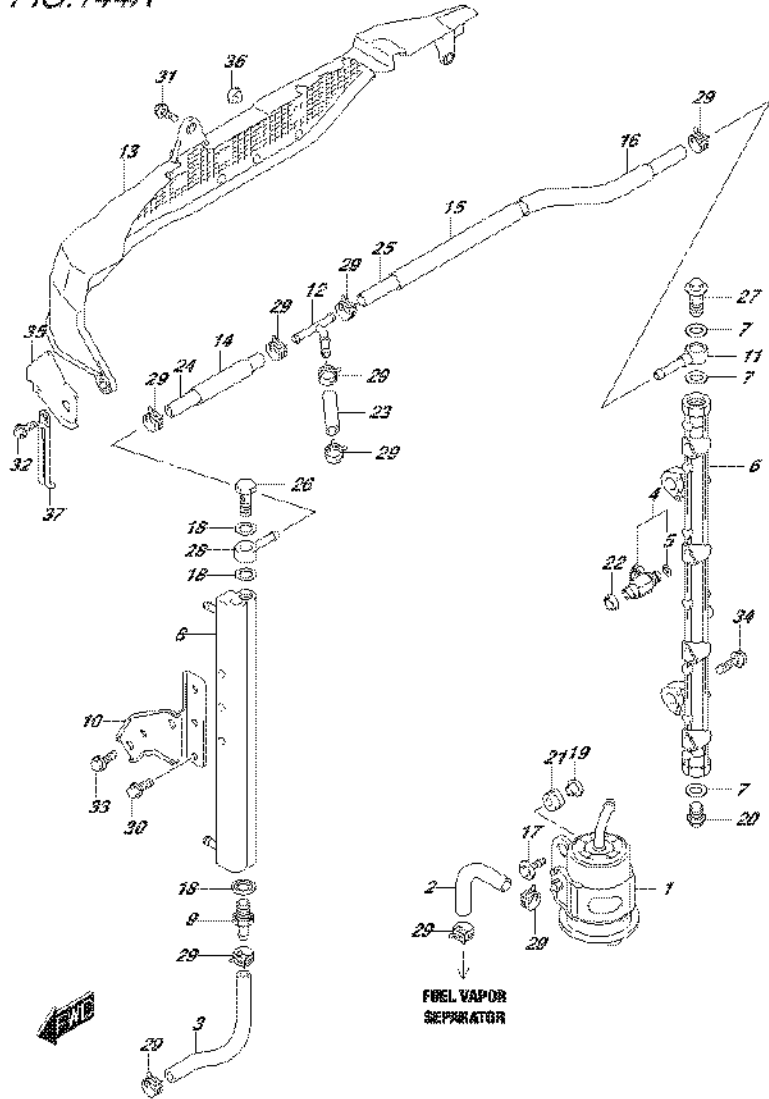
DF175_E01_016_144A
FUEL INJECTOR

FIG.144A (1-I-6) FUEL INJECTOR (DF150T E01)

REF NO.	PART NO.	DESCRIPTION	Q'TY	REMARKS
1	15440-96J01	FILTER, FUEL	1	
2	15681-87L00	HOSE (SEPARATOR TO FILTER)	1	
3	15681-96J11	HOSE (COOLER TO SEPARATOR)	1	
4	15710-96J00	INJECTOR ASSY, FUEL	4	
5	15717-16G00	.O RING	4	
6	15751-96J00	PIPE, DELIVERY	1	
7	15762-93J00	GASKET, DELIVERY PIPE	3	
8	15770-96J00	COOLER, FUEL	1	
9	15773-90J00	UNION, FUEL HOSE	1	
10	15790-96J00	BRACKET, FUEL COOLER	1	
11	15830-77EA0	UNION, DELIVERY PIPE	1	
12	15830-99E00	UNION, 3 WAY FUEL HOSE	1	
13	15851-96J01	GUARD, FUEL HOSE	1	
14	18498-99E20	PROTECTOR (15.4X18.4X450)	1	L:450->70
15	18498-93J00	PROTECTOR (15.4X18.4X340)	1	L:340->220
16	18498-99E20	PROTECTOR (15.4X18.4X450)	1	L:450->120
17	09116-06202	BOLT (6X25)	2	
18	09168-12013	GASKET (11.8X22X1.2)	3	
19	09169-06062	WASHER	2	
20	09247-14041	PLUG (14X14)	1	
21	09320-08501	CUSHION	2	
22	09320-08062	CUSHION	4	
23	09343-75001-600	HOSE (7.5X13.5X600)	1	L:600->50
24	09343-75001-600	HOSE (7.5X13.5X600)	1	L:600->120
25	09343-75001-600	HOSE (7.5X13.5X600)	1	L:600->430
26	09360-12008	UNION	1	
27	09360-14009	UNION	1	
28	09363-08004	UNION	1	
29	09401-11425	CLIP	10	
30	01550-06127	BOLT	3	
31	01550-06127	BOLT	1	
32	01550-06167	BOLT	2	
33	01550-08167	BOLT	2	
34	01550-08257	BOLT	2	

DF175_E01_016

FIG.144A



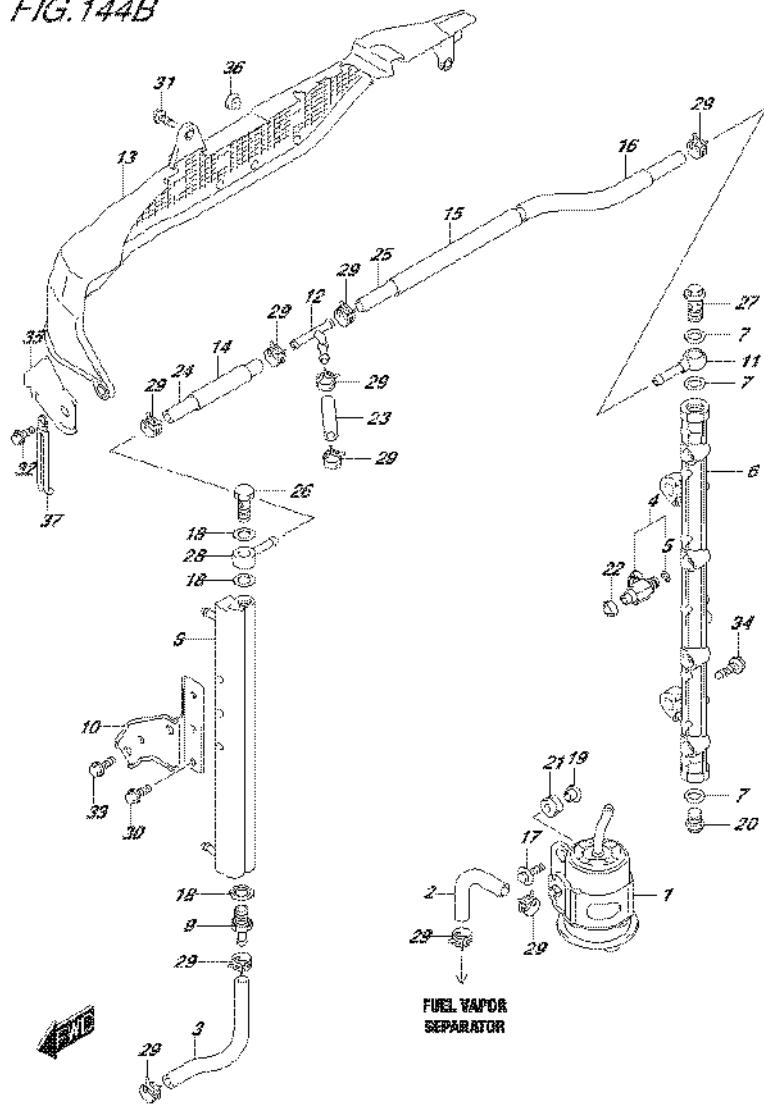
DF175_E01_016_144A
FUEL INJECTOR

FIG.144A (1-I-7) FUEL INJECTOR (DF150T E01)

REF NO.	PART NO.	DESCRIPTION	Q'TY	REMARKS
35	15852-96J00	GUIDE, FUEL HOSE GUARD	1	
36	09321-08005	CUSHION	3	
37	29404-93J20	CLAMP, FUEL HOSE GUARD	1	

DF175_E01_016

FIG.144B



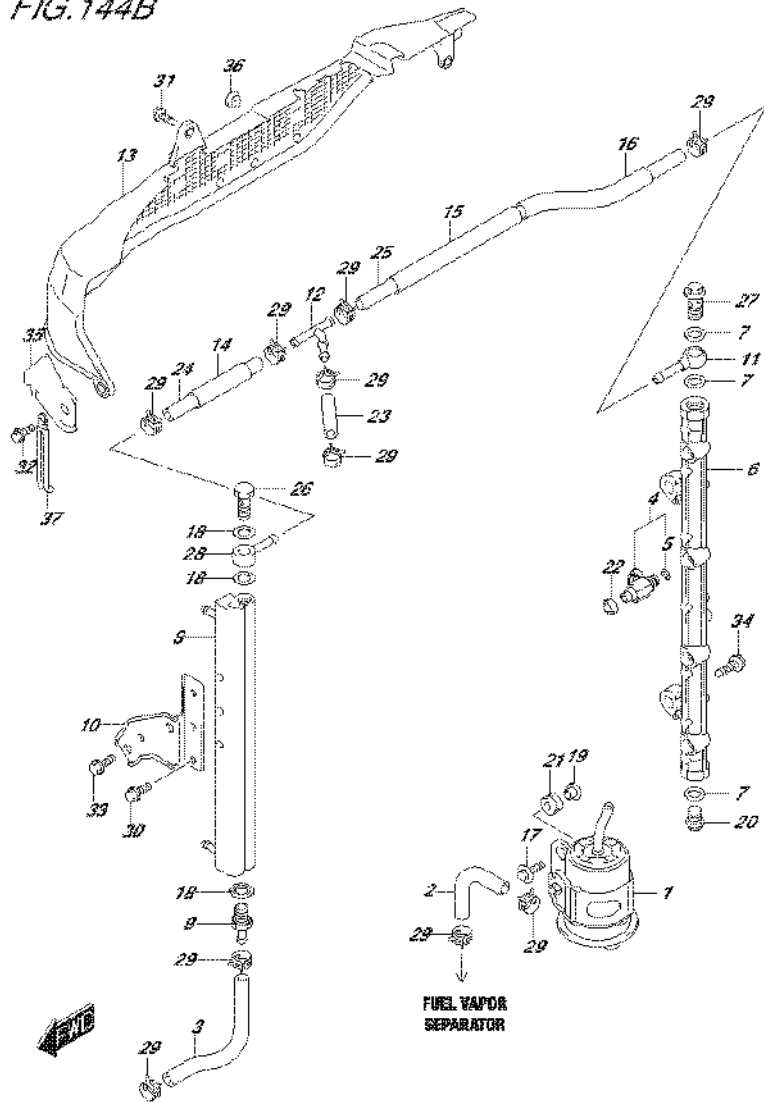
DF175_E01_016_144B
FUEL INJECTOR

FIG.144B (1-I-8) FUEL INJECTOR (DF150T E40)

REF NO.	PART NO.	DESCRIPTION	Q'TY	REMARKS
1	15440-96J11	FILTER, FUEL	1	
2	15681-87L00	HOSE (SEPARATOR TO FILTER)	1	
3	15681-96J11	HOSE (COOLER TO SEPARATOR)	1	
4	15710-96J00	INJECTOR ASSY, FUEL	4	
5	15717-16G00	.O RING	4	
6	15751-96J00	PIPE, DELIVERY	1	
7	15762-93J10	GASKET, DELIVERY PIPE	3	
8	15770-96J00	COOLER, FUEL	1	
9	15773-90J00	UNION, FUEL HOSE	1	
10	15790-96J00	BRACKET, FUEL COOLER	1	
11	15832-93J00	UNION, DELIVERY PIPE	1	
12	15830-99E00	UNION, 3 WAY FUEL HOSE	1	
13	15851-96J01	GUARD, FUEL HOSE	1	
14	18498-99E20	PROTECTOR (15.4X18.4X450)	1	L:450->70
15	18498-93J00	PROTECTOR (15.4X18.4X340)	1	L:340->220
16	18498-99E20	PROTECTOR (15.4X18.4X450)	1	L:450->120
17	09116-06202	BOLT (6X25)	2	
18	15762-90J00	GASKET	3	
19	09169-06062	WASHER	2	
20	09247-14042	PLUG (14X14)	1	
21	09320-08501	CUSHION	2	
22	09320-08062	CUSHION	4	
23	09343-75001-600	HOSE (7.5X13.5X600)	1	L:600->50
24	09343-75001-600	HOSE (7.5X13.5X600)	1	L:600->120
25	09343-75001-600	HOSE (7.5X13.5X600)	1	L:600->430
26	09360-12013	UNION	1	
27	09360-14014	UNION	1	
28	15830-90J00	UNION, FUEL COOLER	1	
29	09401-11425	CLIP	10	
30	01550-06127	BOLT	3	
31	01550-06127	BOLT	1	
32	01550-06167	BOLT	2	
33	01550-08167	BOLT	2	
34	01550-08257	BOLT	2	

DF175_E01_016

FIG. 144B



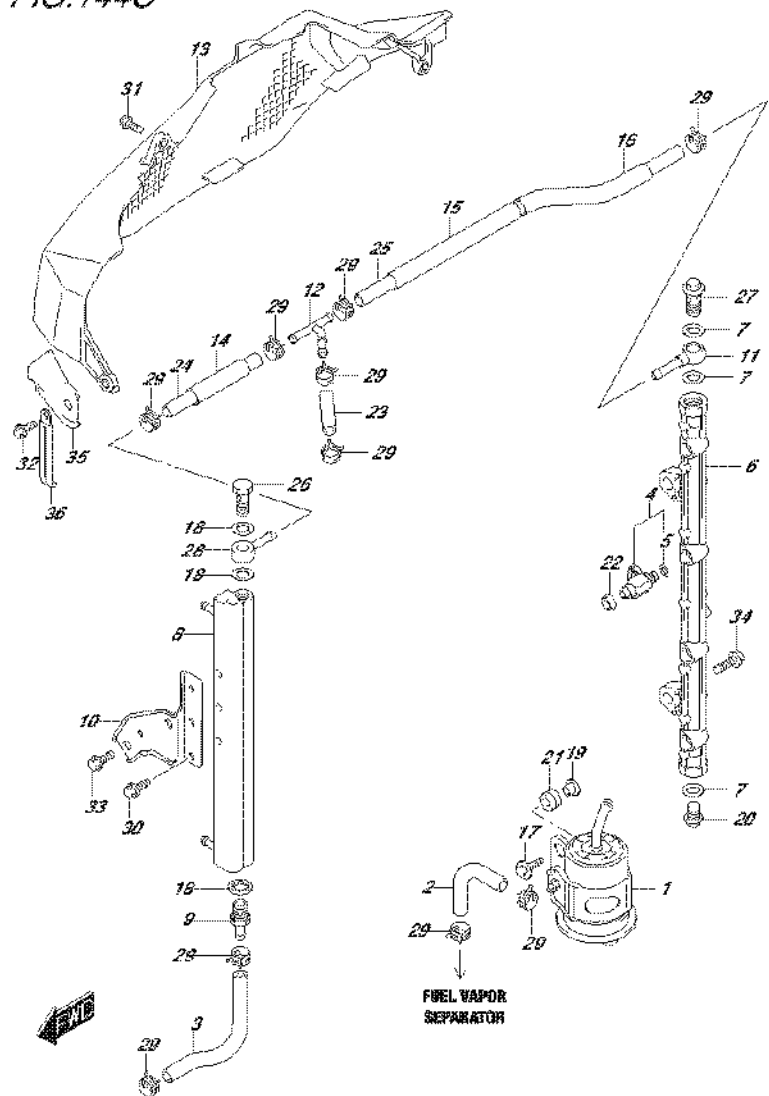
DF175_E01_016_144B
FUEL INJECTOR

FIG.144B (1-I-9) FUEL INJECTOR (DF150T E40)

REF NO.	PART NO.	DESCRIPTION	Q'TY	REMARKS
35	15852-96J00	GUIDE, FUEL HOSE GUARD	1	
36	09321-08005	CUSHION	3	
37	29404-93J20	CLAMP, FUEL HOSE GUARD	1	

DF175_E01_016

FIG.144C



DF175_E01_016_144C
FUEL INJECTOR

FIG.144C (1-I-10) FUEL INJECTOR (DF150TG E01)

REF NO.	PART NO.	DESCRIPTION	Q'TY	REMARKS
1	15440-96J01	FILTER, FUEL	1	
2	15681-87L00	HOSE (SEPARATOR TO FILTER)	1	
3	15681-96J11	HOSE (COOLER TO SEPARATOR)	1	
4	15710-96J00	INJECTOR ASSY, FUEL	4	
5	15717-16G00	.O RING	4	
6	15751-96J00	PIPE, DELIVERY	1	
7	15762-93J00	GASKET, DELIVERY PIPE	3	
8	15770-96J00	COOLER, FUEL	1	
9	15773-90J00	UNION, FUEL HOSE	1	
10	15790-96J00	BRACKET, FUEL COOLER	1	
11	15830-77EA0	UNION, DELIVERY PIPE	1	
12	15830-99E00	UNION, 3 WAY FUEL HOSE	1	
13	15851-96J11	GUARD, FUEL HOSE	1	
14	18498-99E20	PROTECTOR (15.4X18.4X450)	1	L:450->70
15	18498-93J00	PROTECTOR (15.4X18.4X340)	1	L:340->220
16	18498-99E20	PROTECTOR (15.4X18.4X450)	1	L:450->120
17	09116-06202	BOLT (6X25)	2	
18	09168-12013	GASKET (11.8X22X1.2)	3	
19	09169-06062	WASHER	2	
20	09247-14041	PLUG (14X14)	1	
21	09320-08501	CUSHION	2	
22	09320-08062	CUSHION	4	
23	09343-75001-600	HOSE (7.5X13.5X600)	1	L:600->50
24	09343-75001-600	HOSE (7.5X13.5X600)	1	L:600->120
25	09343-75001-600	HOSE (7.5X13.5X600)	1	L:600->430
26	09360-12008	UNION	1	
27	09360-14009	UNION	1	
28	09363-08004	UNION	1	
29	09401-11425	CLIP	10	
30	01550-06127	BOLT	3	
31	01550-06127	BOLT	1	
32	01550-06167	BOLT	2	
33	01550-08167	BOLT	2	
34	01550-08257	BOLT	2	

DF175_E01_016

FIG.144C

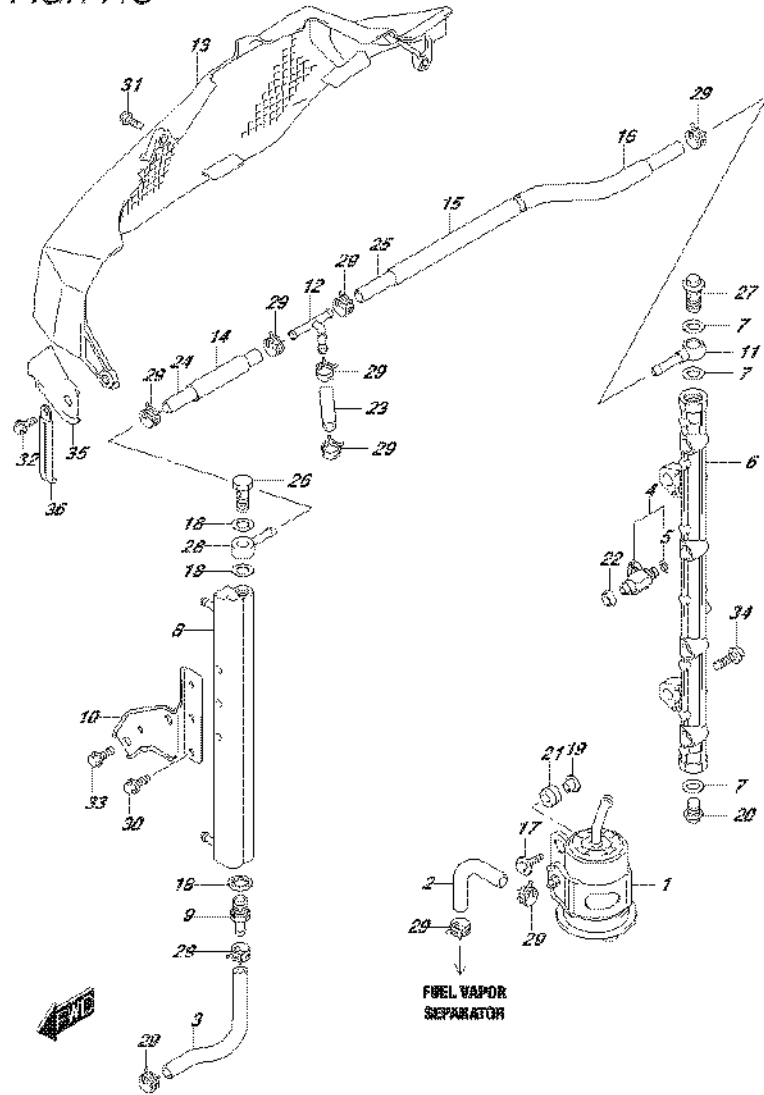
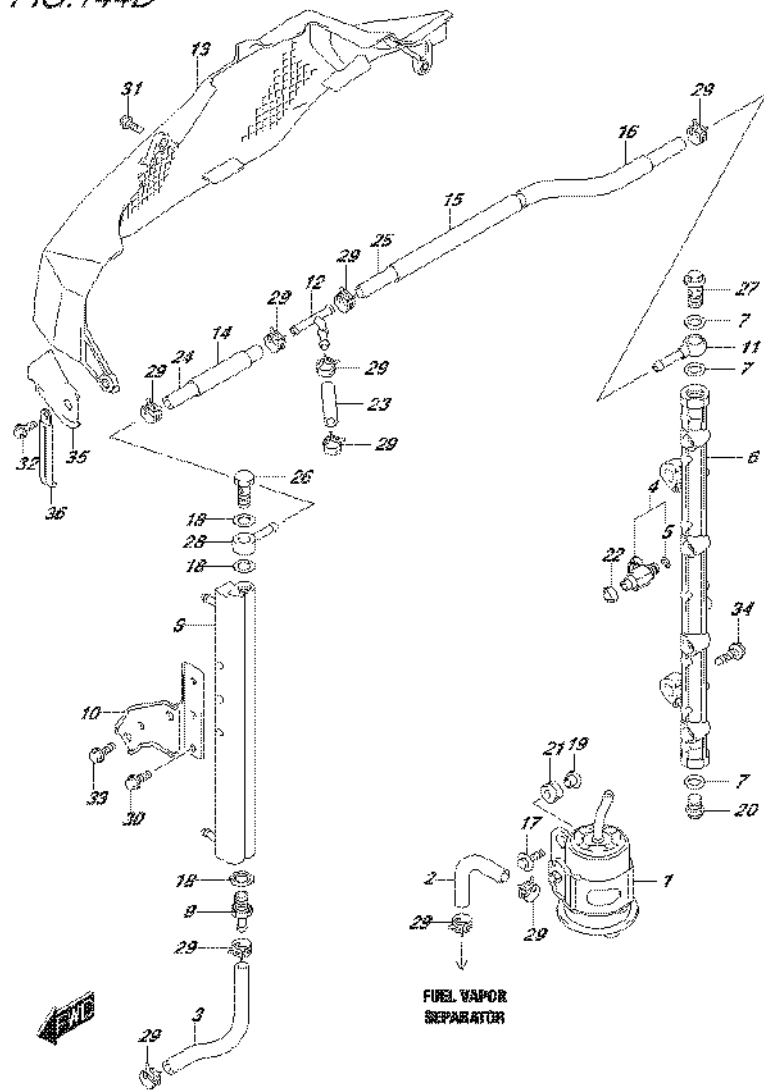


FIG.144C (1-I-11) FUEL INJECTOR (DF150TG E01)

REF NO.	PART NO.	DESCRIPTION	Q'TY	REMARKS
35	15852-96J00	GUIDE, FUEL HOSE GUARD	1	
36	29404-93J20	CLAMP, FUEL HOSE GUARD	1	

FIG.144D



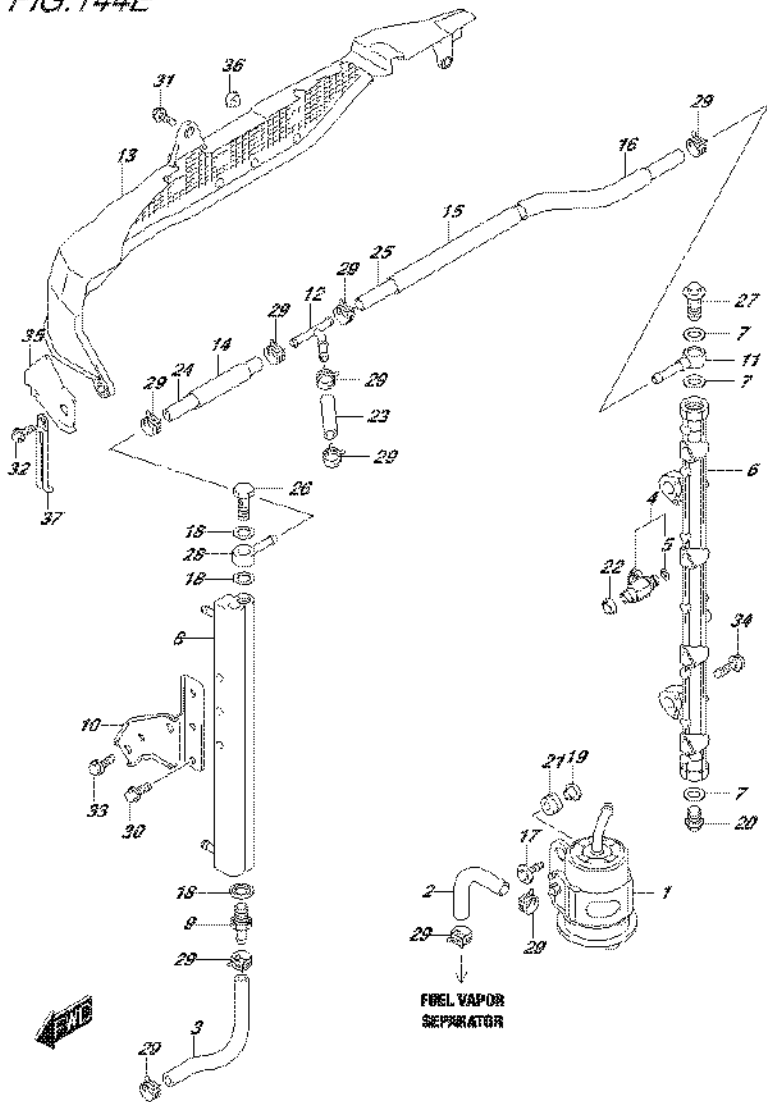
DF175_E01_016_144D
FUEL INJECTOR

FIG.144D (1-I-12) FUEL INJECTOR (DF150TG E40)

REF NO.	PART NO.	DESCRIPTION	Q'TY	REMARKS
1	15440-96J11	FILTER, FUEL	1	
2	15681-87L00	HOSE (SEPARATOR TO FILTER)	1	
3	15681-96J11	HOSE (COOLER TO SEPARATOR)	1	
4	15710-96J00	INJECTOR ASSY, FUEL	4	
5	15717-16G00	.O RING	4	
6	15751-96J00	PIPE, DELIVERY	1	
7	15762-93J10	GASKET, DELIVERY PIPE	3	
8	15770-96J00	COOLER, FUEL	1	
9	15773-90J00	UNION, FUEL HOSE	1	
10	15790-96J00	BRACKET, FUEL COOLER	1	
11	15832-93J00	UNION, DELIVERY PIPE	1	
12	15830-99E00	UNION, 3 WAY FUEL HOSE	1	
13	15851-96J11	GUARD, FUEL HOSE	1	
14	18498-99E20	PROTECTOR (15.4X18.4X450)	1	L:450->70
15	18498-93J00	PROTECTOR (15.4X18.4X340)	1	L:340->220
16	18498-99E20	PROTECTOR (15.4X18.4X450)	1	L:450->120
17	09116-06202	BOLT (6X25)	2	
18	15762-90J00	GASKET	3	
19	09169-06062	WASHER	2	
20	09247-14042	PLUG (14X14)	1	
21	09320-08501	CUSHION	2	
22	09320-08062	CUSHION	4	
23	09343-75001-600	HOSE (7.5X13.5X600)	1	L:600->50
24	09343-75001-600	HOSE (7.5X13.5X600)	1	L:600->120
25	09343-75001-600	HOSE (7.5X13.5X600)	1	L:600->430
26	09360-12013	UNION	1	
27	09360-14014	UNION	1	
28	15830-90J00	UNION, FUEL COOLER	1	
29	09401-11425	CLIP	10	
30	01550-06127	BOLT	3	
31	01550-06127	BOLT	1	
32	01550-06167	BOLT	2	
33	01550-08167	BOLT	2	
34	01550-08257	BOLT	2	

DF175_E01_016

FIG.144E



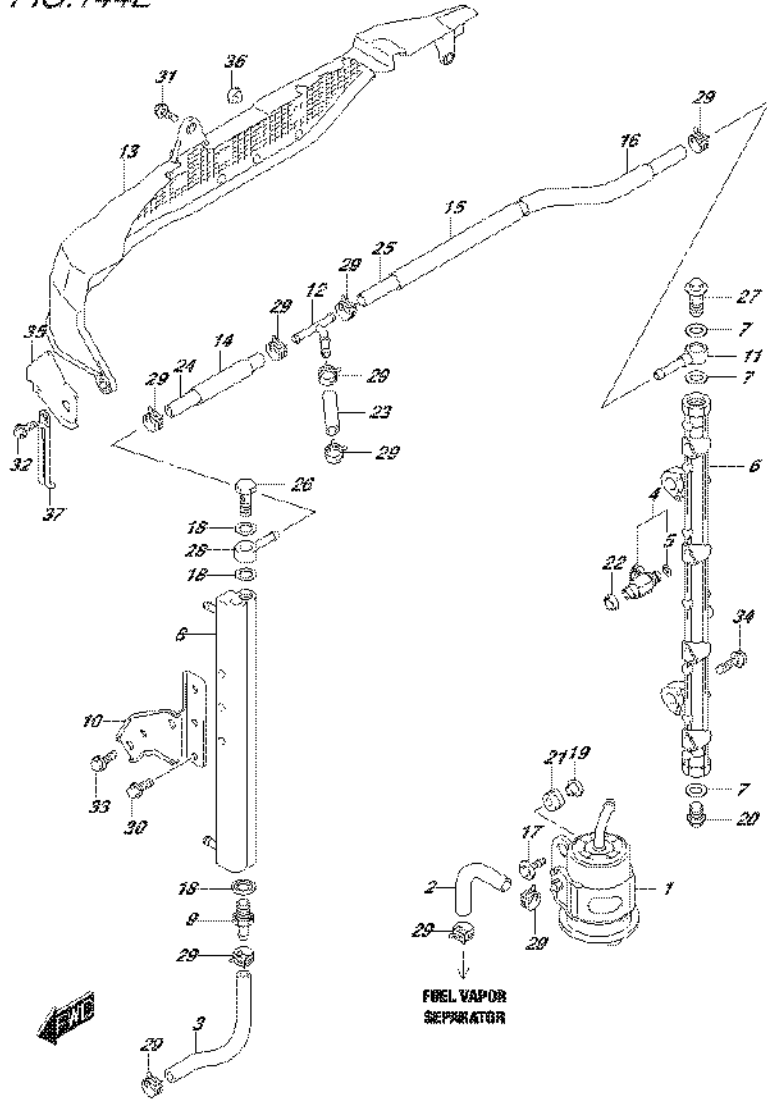
DF175_E01_016_144E
FUEL INJECTOR

FIG.144E (1-I-14) FUEL INJECTOR (DF150Z E01)

REF NO.	PART NO.	DESCRIPTION	Q'TY	REMARKS
1	15440-96J01	FILTER, FUEL	1	
2	15681-87L00	HOSE (SEPARATOR TO FILTER)	1	
3	15681-96J11	HOSE (COOLER TO SEPARATOR)	1	
4	15710-96J00	INJECTOR ASSY, FUEL	4	
5	15717-16G00	.O RING	4	
6	15751-96J00	PIPE, DELIVERY	1	
7	15762-93J00	GASKET, DELIVERY PIPE	3	
8	15770-96J00	COOLER, FUEL	1	
9	15773-90J00	UNION, FUEL HOSE	1	
10	15790-96J00	BRACKET, FUEL COOLER	1	
11	15830-77EA0	UNION, DELIVERY PIPE	1	
12	15830-99E00	UNION, 3 WAY FUEL HOSE	1	
13	15851-96J01	GUARD, FUEL HOSE	1	
14	18498-99E20	PROTECTOR (15.4X18.4X450)	1	L:450->70
15	18498-93J00	PROTECTOR (15.4X18.4X340)	1	L:340->220
16	18498-99E20	PROTECTOR (15.4X18.4X450)	1	L:450->120
17	09116-06202	BOLT (6X25)	2	
18	09168-12013	GASKET (11.8X22X1.2)	3	
19	09169-06062	WASHER	2	
20	09247-14041	PLUG (14X14)	1	
21	09320-08501	CUSHION	2	
22	09320-08062	CUSHION	4	
23	09343-75001-600	HOSE (7.5X13.5X600)	1	L:600->50
24	09343-75001-600	HOSE (7.5X13.5X600)	1	L:600->120
25	09343-75001-600	HOSE (7.5X13.5X600)	1	L:600->430
26	09360-12008	UNION	1	
27	09360-14009	UNION	1	
28	09363-08004	UNION	1	
29	09401-11425	CLIP	10	
30	01550-06127	BOLT	3	
31	01550-06127	BOLT	1	
32	01550-06167	BOLT	2	
33	01550-08167	BOLT	2	
34	01550-08257	BOLT	2	

DF175_E01_016

FIG.144E



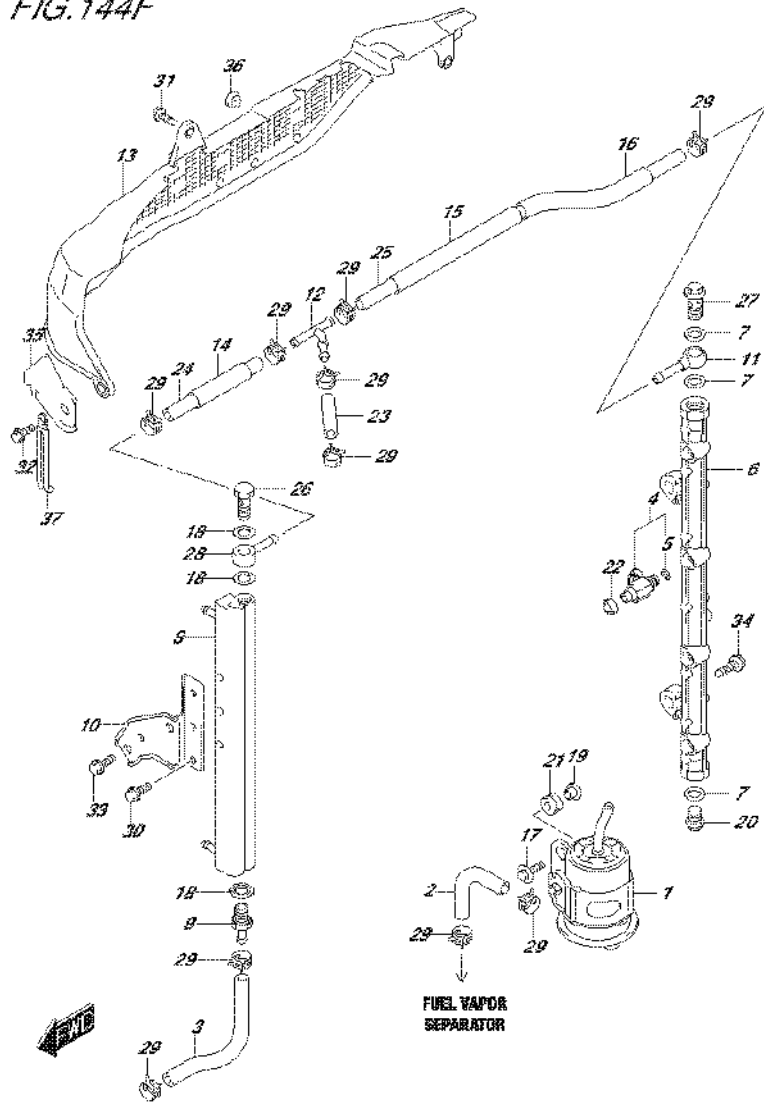
DF175_E01_016_144E
FUEL INJECTOR

FIG.144E (1-I-15) FUEL INJECTOR (DF150Z E01)

REF NO.	PART NO.	DESCRIPTION	Q'TY	REMARKS
35	15852-96J00	GUIDE, FUEL HOSE GUARD	1	
36	09321-08005	CUSHION	3	
37	29404-93J20	CLAMP, FUEL HOSE GUARD	1	

DF175_E01_016

FIG.144F



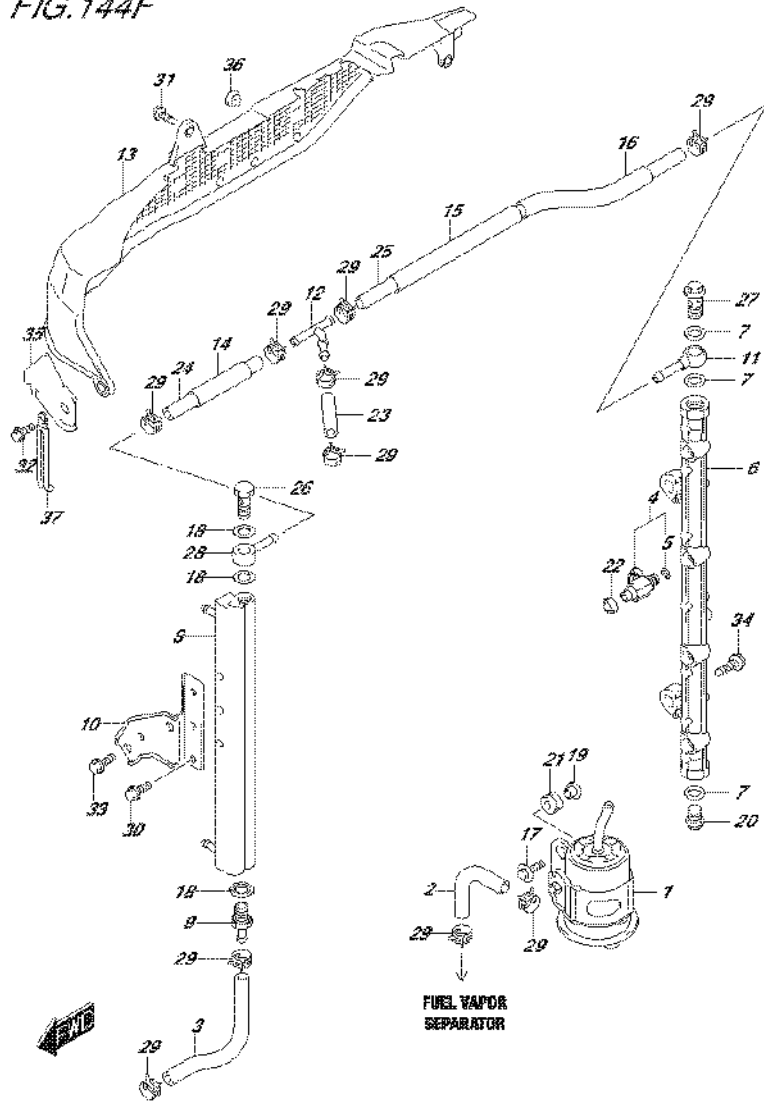
DF175_E01_016_144F
FUEL INJECTOR

FIG.144F (1-J-2) FUEL INJECTOR (DF150Z E40)

REF NO.	PART NO.	DESCRIPTION	Q'TY	REMARKS
1	15440-96J11	FILTER, FUEL	1	
2	15681-87L00	HOSE (SEPARATOR TO FILTER)	1	
3	15681-96J11	HOSE (COOLER TO SEPARATOR)	1	
4	15710-96J00	INJECTOR ASSY, FUEL	4	
5	15717-16G00	.O RING	4	
6	15751-96J00	PIPE, DELIVERY	1	
7	15762-93J10	GASKET, DELIVERY PIPE	3	
8	15770-96J00	COOLER, FUEL	1	
9	15773-90J00	UNION, FUEL HOSE	1	
10	15790-96J00	BRACKET, FUEL COOLER	1	
11	15832-93J00	UNION, DELIVERY PIPE	1	
12	15830-99E00	UNION, 3 WAY FUEL HOSE	1	
13	15851-96J01	GUARD, FUEL HOSE	1	
14	18498-99E20	PROTECTOR (15.4X18.4X450)	1	L:450->70
15	18498-93J00	PROTECTOR (15.4X18.4X340)	1	L:340->220
16	18498-99E20	PROTECTOR (15.4X18.4X450)	1	L:450->120
17	09116-06202	BOLT (6X25)	2	
18	15762-90J00	GASKET	3	
19	09169-06062	WASHER	2	
20	09247-14042	PLUG (14X14)	1	
21	09320-08501	CUSHION	2	
22	09320-08062	CUSHION	4	
23	09343-75001-600	HOSE (7.5X13.5X600)	1	L:600->50
24	09343-75001-600	HOSE (7.5X13.5X600)	1	L:600->120
25	09343-75001-600	HOSE (7.5X13.5X600)	1	L:600->430
26	09360-12013	UNION	1	
27	09360-14014	UNION	1	
28	15830-90J00	UNION, FUEL COOLER	1	
29	09401-11425	CLIP	10	
30	01550-06127	BOLT	3	
31	01550-06127	BOLT	1	
32	01550-06167	BOLT	2	
33	01550-08167	BOLT	2	
34	01550-08257	BOLT	2	

DF175_E01_016

FIG.144F



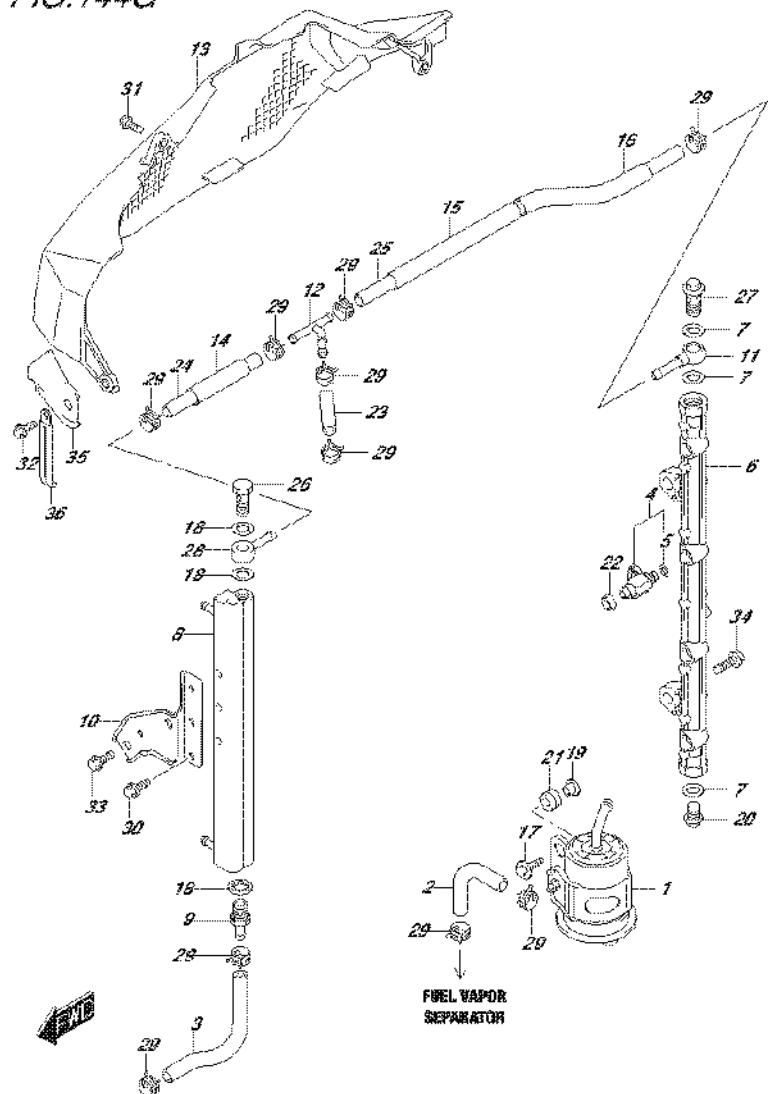
DF175_E01_016_144F
FUEL INJECTOR

FIG.144F (1-J-3) FUEL INJECTOR (DF150Z E40)

REF NO.	PART NO.	DESCRIPTION	Q'TY	REMARKS
35	15852-96J00	GUIDE, FUEL HOSE GUARD	1	
36	09321-08005	CUSHION	3	
37	29404-93J20	CLAMP, FUEL HOSE GUARD	1	

DF175_E01_016

FIG.144G



DF175_E01_016_144G
FUEL INJECTOR

FIG.144G (1-J-4) FUEL INJECTOR (DF150ZG E01)

REF NO.	PART NO.	DESCRIPTION	Q'TY	REMARKS
1	15440-96J01	FILTER, FUEL	1	
2	15681-87L00	HOSE (SEPARATOR TO FILTER)	1	
3	15681-96J11	HOSE (COOLER TO SEPARATOR)	1	
4	15710-96J00	INJECTOR ASSY, FUEL	4	
5	15717-16G00	.O RING	4	
6	15751-96J00	PIPE, DELIVERY	1	
7	15762-93J00	GASKET, DELIVERY PIPE	3	
8	15770-96J00	COOLER, FUEL	1	
9	15773-90J00	UNION, FUEL HOSE	1	
10	15790-96J00	BRACKET, FUEL COOLER	1	
11	15830-77EA0	UNION, DELIVERY PIPE	1	
12	15830-99E00	UNION, 3 WAY FUEL HOSE	1	
13	15851-96J11	GUARD, FUEL HOSE	1	
14	18498-99E20	PROTECTOR (15.4X18.4X450)	1	L:450->70
15	18498-93J00	PROTECTOR (15.4X18.4X340)	1	L:340->220
16	18498-99E20	PROTECTOR (15.4X18.4X450)	1	L:450->120
17	09116-06202	BOLT (6X25)	2	
18	09168-12013	GASKET (11.8X22X1.2)	3	
19	09169-06062	WASHER	2	
20	09247-14041	PLUG (14X14)	1	
21	09320-08501	CUSHION	2	
22	09320-08062	CUSHION	4	
23	09343-75001-600	HOSE (7.5X13.5X600)	1	L:600->50
24	09343-75001-600	HOSE (7.5X13.5X600)	1	L:600->120
25	09343-75001-600	HOSE (7.5X13.5X600)	1	L:600->430
26	09360-12008	UNION	1	
27	09360-14009	UNION	1	
28	09363-08004	UNION	1	
29	09401-11425	CLIP	10	
30	01550-06127	BOLT	3	
31	01550-06127	BOLT	1	
32	01550-06167	BOLT	2	
33	01550-08167	BOLT	2	
34	01550-08257	BOLT	2	

DF175_E01_016

FIG.144G

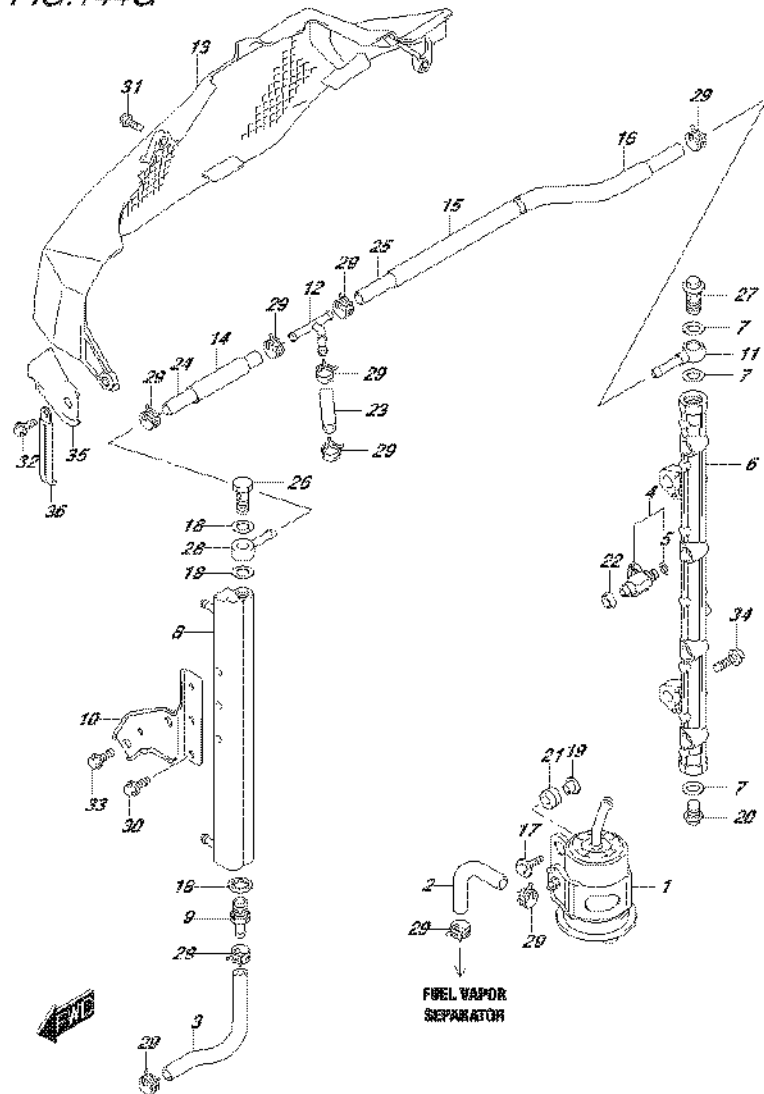
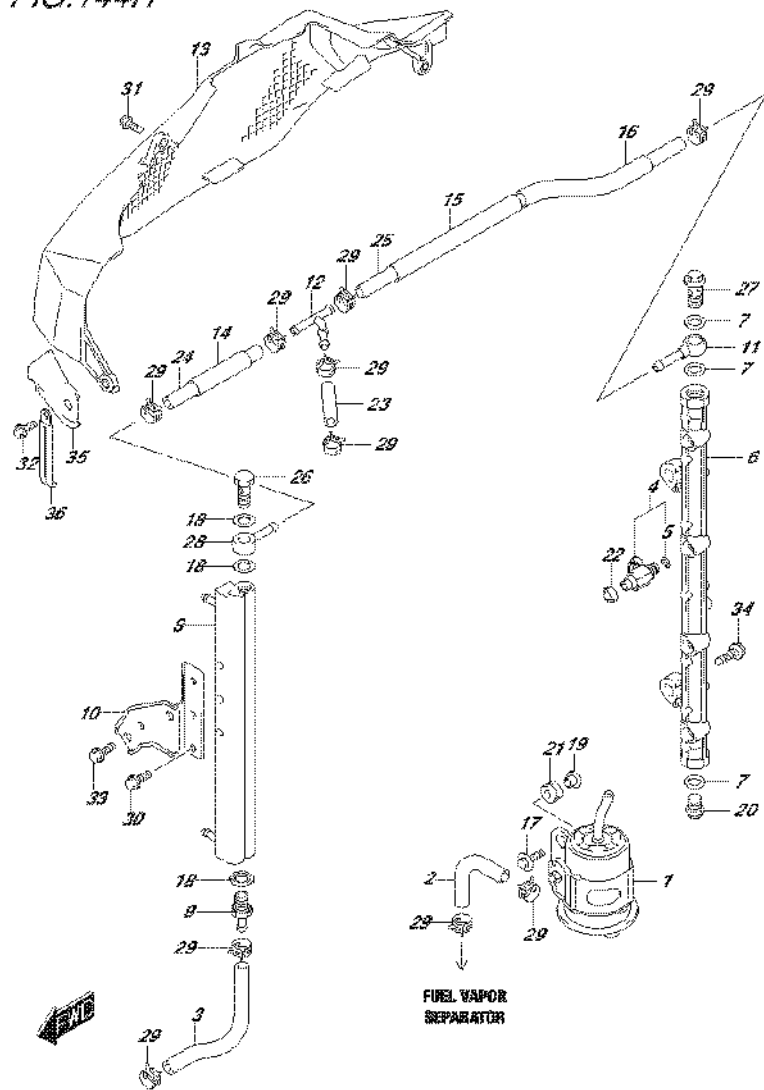


FIG.144G (1-J-5) FUEL INJECTOR (DF150ZG E01)

REF NO.	PART NO.	DESCRIPTION	Q'TY	REMARKS
35	15852-96J00	GUIDE, FUEL HOSE GUARD	1	
36	29404-93J20	CLAMP, FUEL HOSE GUARD	1	

FIG.144H



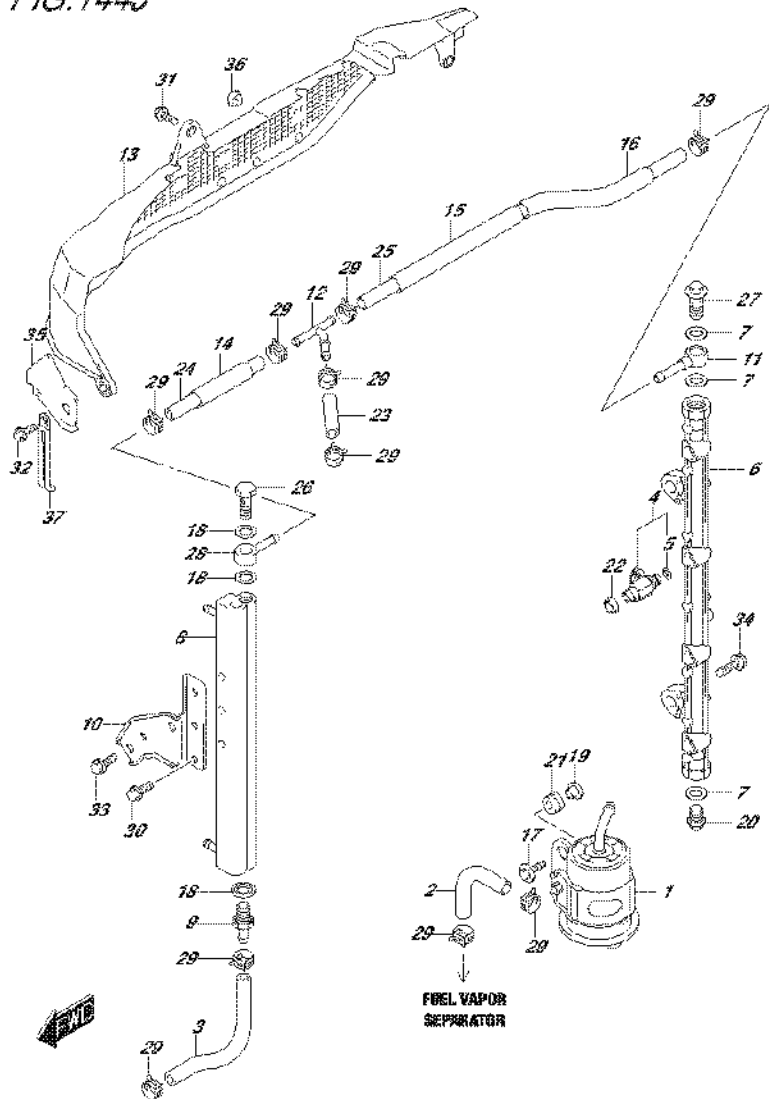
DF175_E01_016_144H
FUEL INJECTOR

FIG.144H (1-J-6) FUEL INJECTOR (DF150ZG E40)

REF NO.	PART NO.	DESCRIPTION	Q'TY	REMARKS
1	15440-96J11	FILTER, FUEL	1	
2	15681-87L00	HOSE (SEPARATOR TO FILTER)	1	
3	15681-96J11	HOSE (COOLER TO SEPARATOR)	1	
4	15710-96J00	INJECTOR ASSY, FUEL	4	
5	15717-16G00	.O RING	4	
6	15751-96J00	PIPE, DELIVERY	1	
7	15762-93J10	GASKET, DELIVERY PIPE	3	
8	15770-96J00	COOLER, FUEL	1	
9	15773-90J00	UNION, FUEL HOSE	1	
10	15790-96J00	BRACKET, FUEL COOLER	1	
11	15832-93J00	UNION, DELIVERY PIPE	1	
12	15830-99E00	UNION, 3 WAY FUEL HOSE	1	
13	15851-96J11	GUARD, FUEL HOSE	1	
14	18498-99E20	PROTECTOR (15.4X18.4X450)	1	L:450->70
15	18498-93J00	PROTECTOR (15.4X18.4X340)	1	L:340->220
16	18498-99E20	PROTECTOR (15.4X18.4X450)	1	L:450->120
17	09116-06202	BOLT (6X25)	2	
18	15762-90J00	GASKET	3	
19	09169-06062	WASHER	2	
20	09247-14042	PLUG (14X14)	1	
21	09320-08501	CUSHION	2	
22	09320-08062	CUSHION	4	
23	09343-75001-600	HOSE (7.5X13.5X600)	1	L:600->50
24	09343-75001-600	HOSE (7.5X13.5X600)	1	L:600->120
25	09343-75001-600	HOSE (7.5X13.5X600)	1	L:600->430
26	09360-12013	UNION	1	
27	09360-14014	UNION	1	
28	15830-90J00	UNION, FUEL COOLER	1	
29	09401-11425	CLIP	10	
30	01550-06127	BOLT	3	
31	01550-06127	BOLT	1	
32	01550-06167	BOLT	2	
33	01550-08167	BOLT	2	
34	01550-08257	BOLT	2	

DF175_E01_016

FIG.144J



DF175_E01_016_144J
FUEL INJECTOR

FIG.144J (1-J-8) FUEL INJECTOR (DF175T E01)

REF NO.	PART NO.	DESCRIPTION	Q'TY	REMARKS
1	15440-96J01	FILTER, FUEL	1	
2	15681-87L00	HOSE (SEPARATOR TO FILTER)	1	
3	15681-96J11	HOSE (COOLER TO SEPARATOR)	1	
4	15710-96J00	INJECTOR ASSY, FUEL	4	
5	15717-16G00	.O RING	4	
6	15751-96J00	PIPE, DELIVERY	1	
7	15762-93J00	GASKET, DELIVERY PIPE	3	
8	15770-96J00	COOLER, FUEL	1	
9	15773-90J00	UNION, FUEL HOSE	1	
10	15790-96J00	BRACKET, FUEL COOLER	1	
11	15830-77EA0	UNION, DELIVERY PIPE	1	
12	15830-99E00	UNION, 3 WAY FUEL HOSE	1	
13	15851-96J01	GUARD, FUEL HOSE	1	
14	18498-99E20	PROTECTOR (15.4X18.4X450)	1	L:450->70
15	18498-93J00	PROTECTOR (15.4X18.4X340)	1	L:340->220
16	18498-99E20	PROTECTOR (15.4X18.4X450)	1	L:450->120
17	09116-06202	BOLT (6X25)	2	
18	09168-12013	GASKET (11.8X22X1.2)	3	
19	09169-06062	WASHER	2	
20	09247-14041	PLUG (14X14)	1	
21	09320-08501	CUSHION	2	
22	09320-08062	CUSHION	4	
23	09343-75001-600	HOSE (7.5X13.5X600)	1	L:600->50
24	09343-75001-600	HOSE (7.5X13.5X600)	1	L:600->120
25	09343-75001-600	HOSE (7.5X13.5X600)	1	L:600->430
26	09360-12008	UNION	1	
27	09360-14009	UNION	1	
28	09363-08004	UNION	1	
29	09401-11425	CLIP	10	
30	01550-06127	BOLT	3	
31	01550-06127	BOLT	1	
32	01550-06167	BOLT	2	
33	01550-08167	BOLT	2	
34	01550-08257	BOLT	2	

DF175_E01_016

FIG.144J

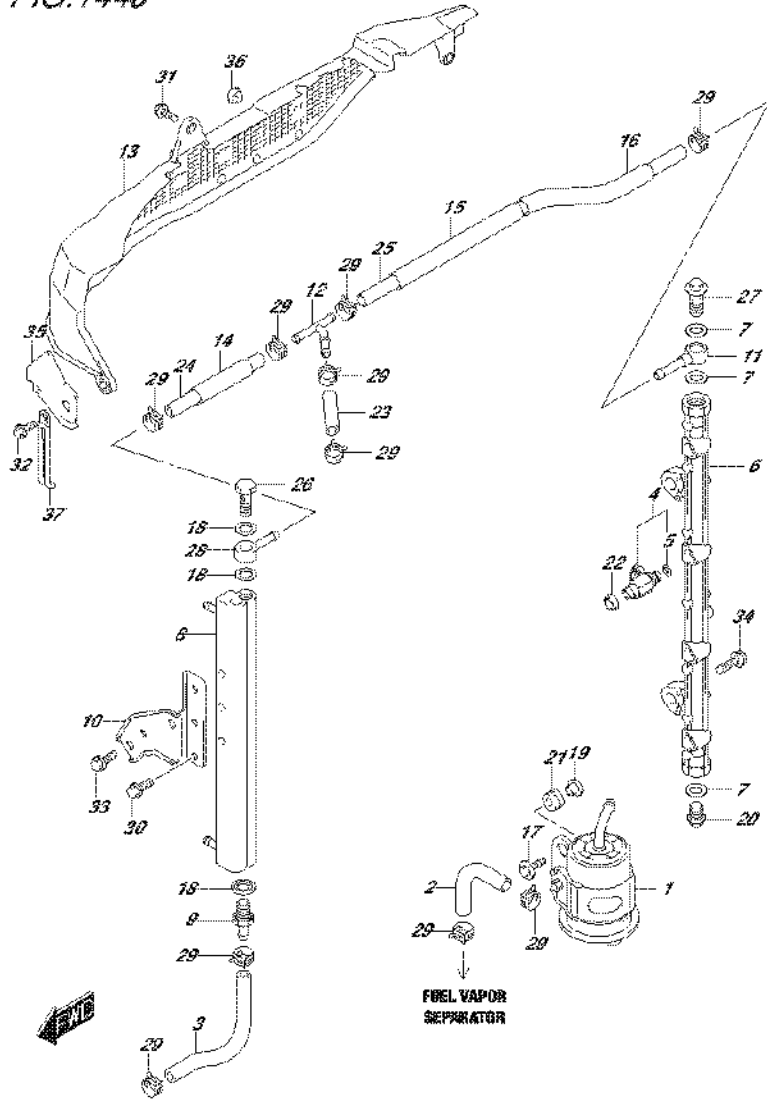
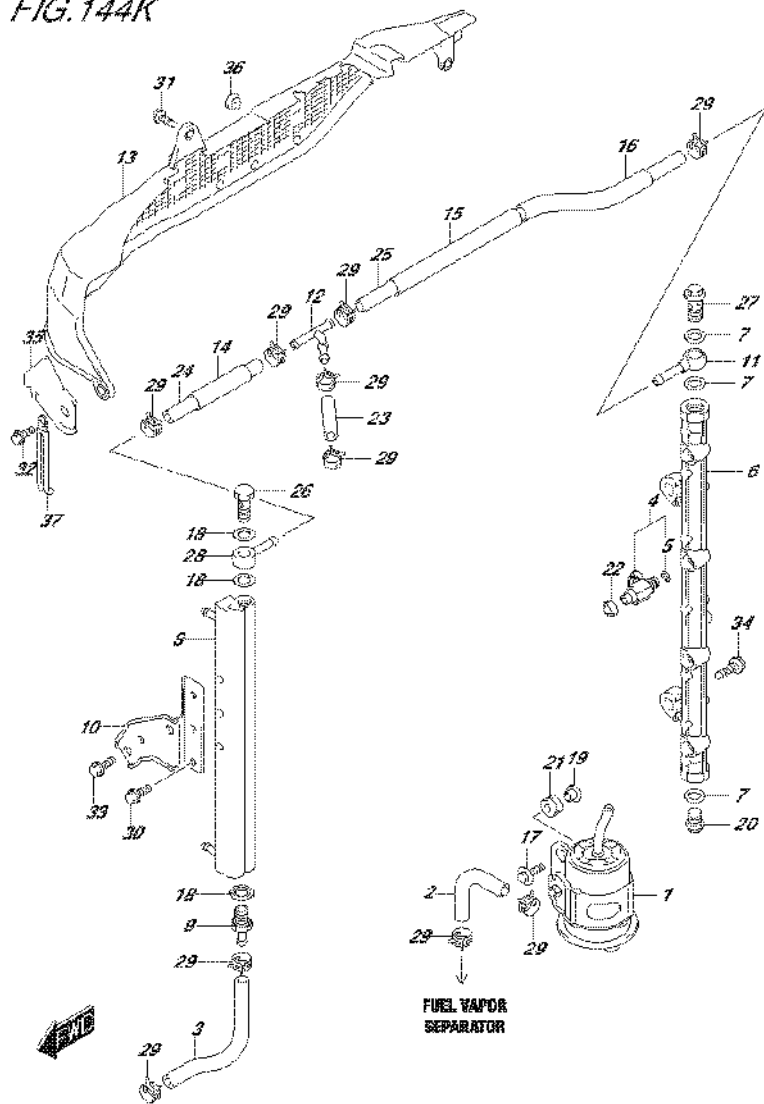


FIG.144J (1-J-9) FUEL INJECTOR (DF175T E01)

REF NO.	PART NO.	DESCRIPTION	Q'TY	REMARKS
35	15852-96J00	GUIDE, FUEL HOSE GUARD	1	
36	09321-08005	CUSHION	3	
37	29404-93J20	CLAMP, FUEL HOSE GUARD	1	

FIG.144K



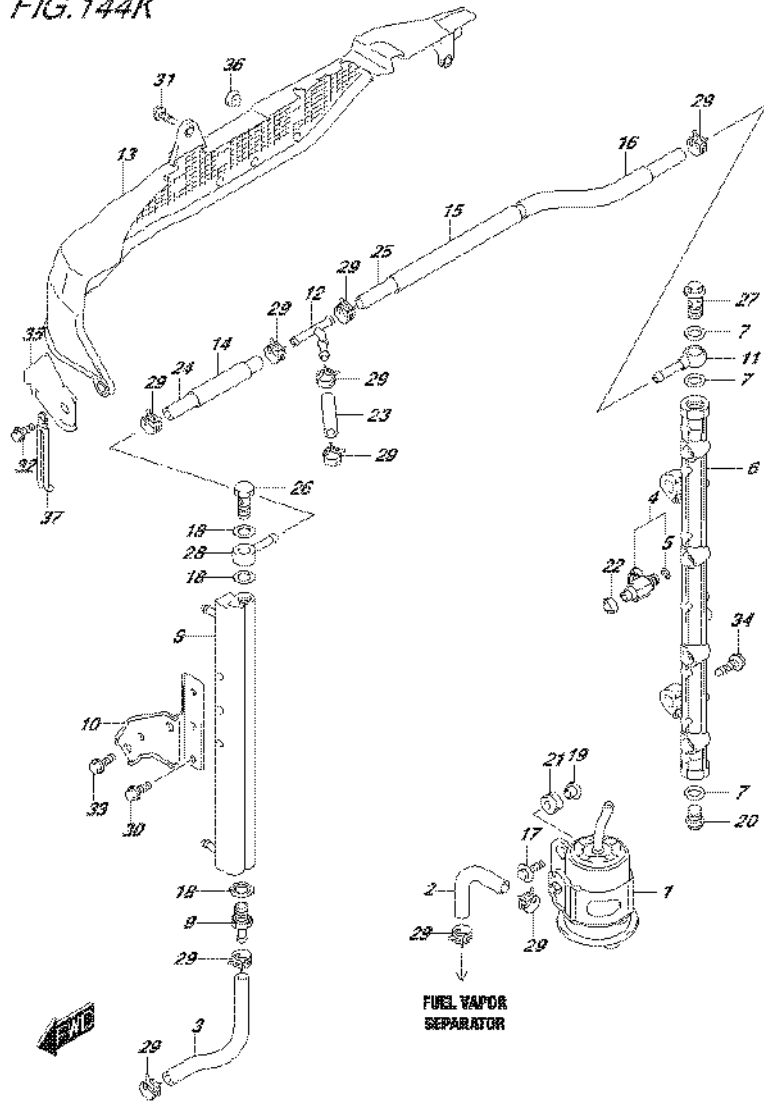
DF175_E01_016_144K
FUEL INJECTOR

FIG.144K (1-J-10) FUEL INJECTOR (DF175T E40)

REF NO.	PART NO.	DESCRIPTION	Q'TY	REMARKS
1	15440-96J11	FILTER, FUEL	1	
2	15681-87L00	HOSE (SEPARATOR TO FILTER)	1	
3	15681-96J11	HOSE (COOLER TO SEPARATOR)	1	
4	15710-96J00	INJECTOR ASSY, FUEL	4	
5	15717-16G00	.O RING	4	
6	15751-96J00	PIPE, DELIVERY	1	
7	15762-93J10	GASKET, DELIVERY PIPE	3	
8	15770-96J00	COOLER, FUEL	1	
9	15773-90J00	UNION, FUEL HOSE	1	
10	15790-96J00	BRACKET, FUEL COOLER	1	
11	15832-93J00	UNION, DELIVERY PIPE	1	
12	15830-99E00	UNION, 3 WAY FUEL HOSE	1	
13	15851-96J01	GUARD, FUEL HOSE	1	
14	18498-99E20	PROTECTOR (15.4X18.4X450)	1	L:450->70
15	18498-93J00	PROTECTOR (15.4X18.4X340)	1	L:340->220
16	18498-99E20	PROTECTOR (15.4X18.4X450)	1	L:450->120
17	09116-06202	BOLT (6X25)	2	
18	15762-90J00	GASKET	3	
19	09169-06062	WASHER	2	
20	09247-14042	PLUG (14X14)	1	
21	09320-08501	CUSHION	2	
22	09320-08062	CUSHION	4	
23	09343-75001-600	HOSE (7.5X13.5X600)	1	L:600->50
24	09343-75001-600	HOSE (7.5X13.5X600)	1	L:600->120
25	09343-75001-600	HOSE (7.5X13.5X600)	1	L:600->430
26	09360-12013	UNION	1	
27	09360-14014	UNION	1	
28	15830-90J00	UNION, FUEL COOLER	1	
29	09401-11425	CLIP	10	
30	01550-06127	BOLT	3	
31	01550-06127	BOLT	1	
32	01550-06167	BOLT	2	
33	01550-08167	BOLT	2	
34	01550-08257	BOLT	2	

DF175_E01_016

FIG.144K



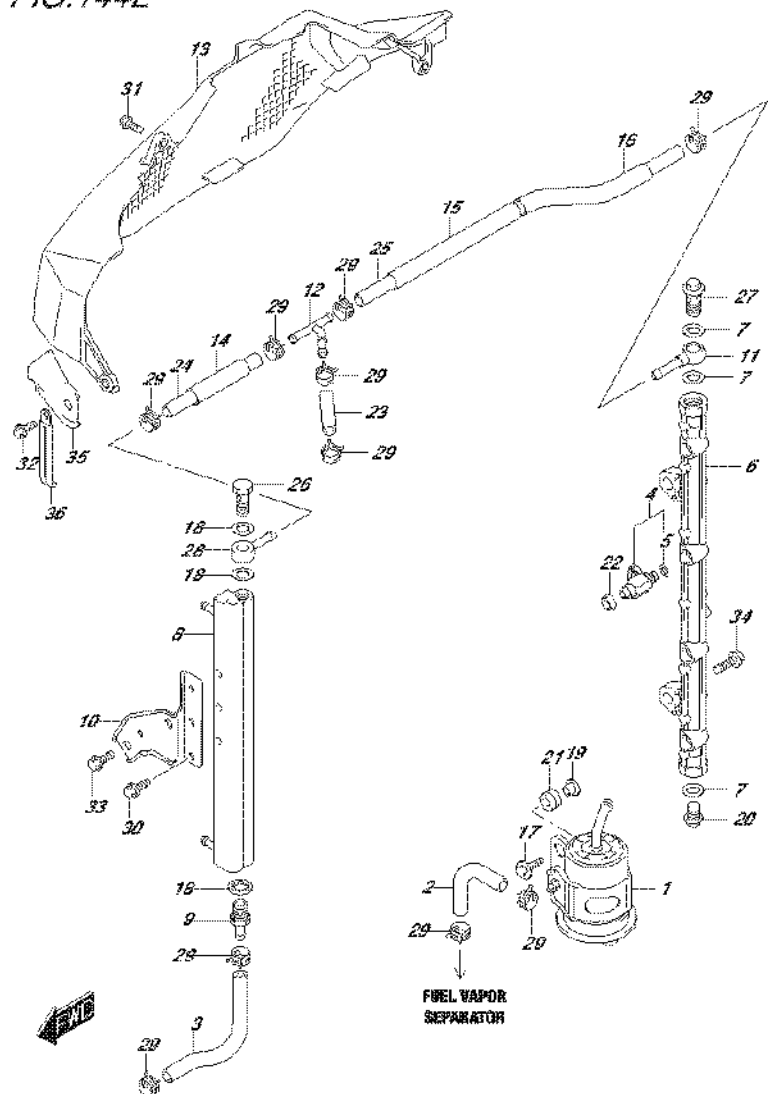
DF175_E01_016_144K
FUEL INJECTOR

FIG.144K (1-J-11) FUEL INJECTOR (DF175T E40)

REF NO.	PART NO.	DESCRIPTION	Q'TY	REMARKS
35	15852-96J00	GUIDE, FUEL HOSE GUARD	1	
36	09321-08005	CUSHION	3	
37	29404-93J20	CLAMP, FUEL HOSE GUARD	1	

DF175_E01_016

FIG.144L



DF175_E01_016_144L
FUEL INJECTOR

FIG.144L (1-J-12) FUEL INJECTOR (DF175TG E01)

REF NO.	PART NO.	DESCRIPTION	Q'TY	REMARKS
1	15440-96J01	FILTER, FUEL	1	
2	15681-87L00	HOSE (SEPARATOR TO FILTER)	1	
3	15681-96J11	HOSE (COOLER TO SEPARATOR)	1	
4	15710-96J00	INJECTOR ASSY, FUEL	4	
5	15717-16G00	.O RING	4	
6	15751-96J00	PIPE, DELIVERY	1	
7	15762-93J00	GASKET, DELIVERY PIPE	3	
8	15770-96J00	COOLER, FUEL	1	
9	15773-90J00	UNION, FUEL HOSE	1	
10	15790-96J00	BRACKET, FUEL COOLER	1	
11	15830-77EA0	UNION, DELIVERY PIPE	1	
12	15830-99E00	UNION, 3 WAY FUEL HOSE	1	
13	15851-96J11	GUARD, FUEL HOSE	1	
14	18498-99E20	PROTECTOR (15.4X18.4X450)	1	L:450->70
15	18498-93J00	PROTECTOR (15.4X18.4X340)	1	L:340->220
16	18498-99E20	PROTECTOR (15.4X18.4X450)	1	L:450->120
17	09116-06202	BOLT (6X25)	2	
18	09168-12013	GASKET (11.8X22X1.2)	3	
19	09169-06062	WASHER	2	
20	09247-14041	PLUG (14X14)	1	
21	09320-08501	CUSHION	2	
22	09320-08062	CUSHION	4	
23	09343-75001-600	HOSE (7.5X13.5X600)	1	L:600->50
24	09343-75001-600	HOSE (7.5X13.5X600)	1	L:600->120
25	09343-75001-600	HOSE (7.5X13.5X600)	1	L:600->430
26	09360-12008	UNION	1	
27	09360-14009	UNION	1	
28	09363-08004	UNION	1	
29	09401-11425	CLIP	10	
30	01550-06127	BOLT	3	
31	01550-06127	BOLT	1	
32	01550-06167	BOLT	2	
33	01550-08167	BOLT	2	
34	01550-08257	BOLT	2	

DF175_E01_016

FIG.144L

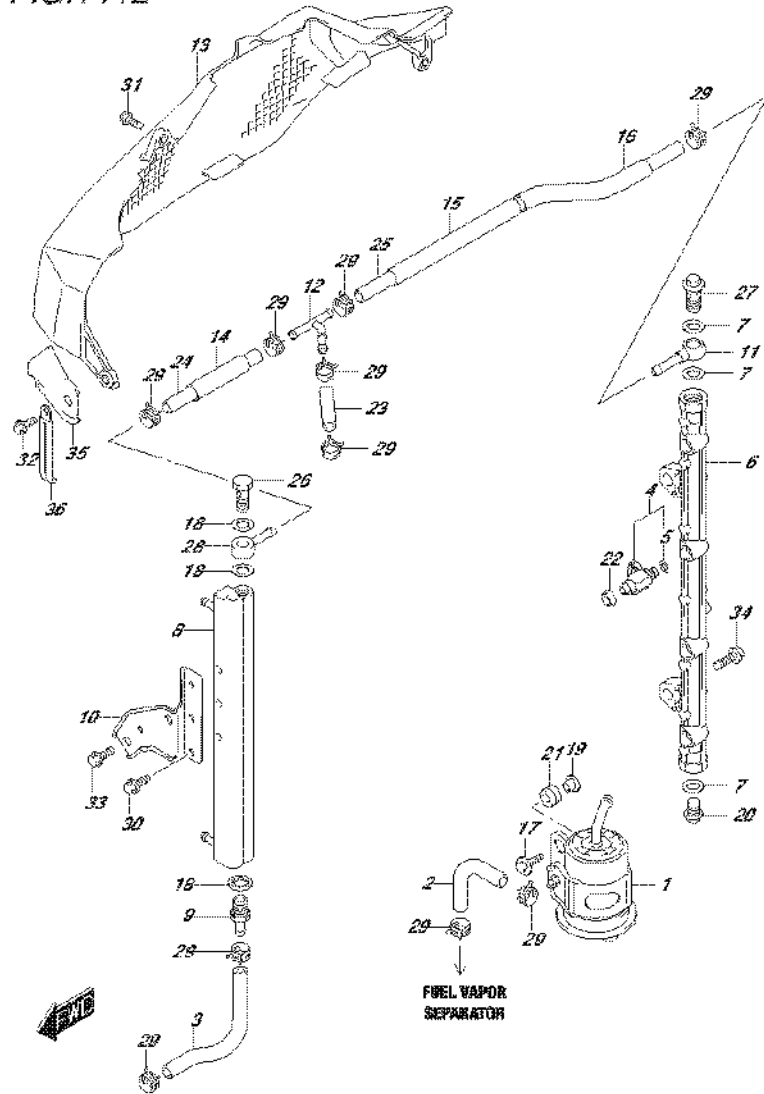
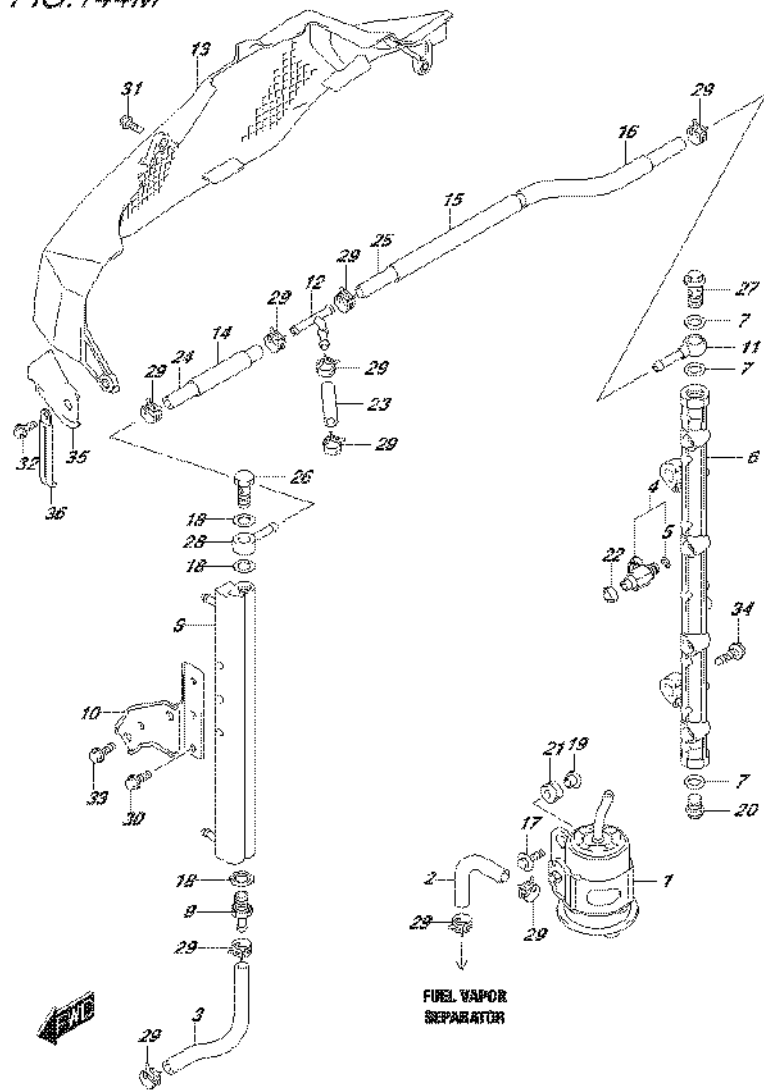


FIG.144L (1-J-13) FUEL INJECTOR (DF175TG E01)

REF NO.	PART NO.	DESCRIPTION	Q'TY	REMARKS
35	15852-96J00	GUIDE, FUEL HOSE GUARD	1	
36	29404-93J20	CLAMP, FUEL HOSE GUARD	1	

FIG.144M



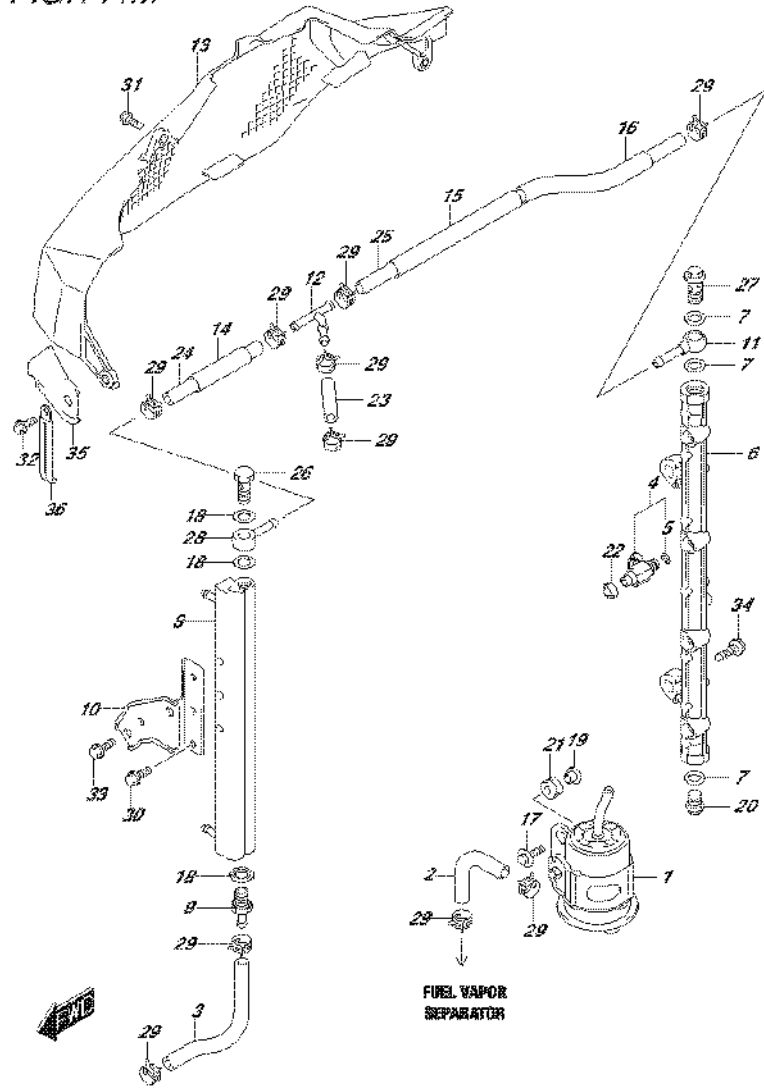
DF175_E01_016_144M
FUEL INJECTOR

FIG.144M (1-J-14) FUEL INJECTOR (DF175TG E40)

REF NO.	PART NO.	DESCRIPTION	Q'TY	REMARKS
1	15440-96J11	FILTER, FUEL	1	
2	15681-87L00	HOSE (SEPARATOR TO FILTER)	1	
3	15681-96J11	HOSE (COOLER TO SEPARATOR)	1	
4	15710-96J00	INJECTOR ASSY, FUEL	4	
5	15717-16G00	.O RING	4	
6	15751-96J00	PIPE, DELIVERY	1	
7	15762-93J10	GASKET, DELIVERY PIPE	3	
8	15770-96J00	COOLER, FUEL	1	
9	15773-90J00	UNION, FUEL HOSE	1	
10	15790-96J00	BRACKET, FUEL COOLER	1	
11	15832-93J00	UNION, DELIVERY PIPE	1	
12	15830-99E00	UNION, 3 WAY FUEL HOSE	1	
13	15851-96J11	GUARD, FUEL HOSE	1	
14	18498-99E20	PROTECTOR (15.4X18.4X450)	1	L:450->70
15	18498-93J00	PROTECTOR (15.4X18.4X340)	1	L:340->220
16	18498-99E20	PROTECTOR (15.4X18.4X450)	1	L:450->120
17	09116-06202	BOLT (6X25)	2	
18	15762-90J00	GASKET	3	
19	09169-06062	WASHER	2	
20	09247-14042	PLUG (14X14)	1	
21	09320-08501	CUSHION	2	
22	09320-08062	CUSHION	4	
23	09343-75001-600	HOSE (7.5X13.5X600)	1	L:600->50
24	09343-75001-600	HOSE (7.5X13.5X600)	1	L:600->120
25	09343-75001-600	HOSE (7.5X13.5X600)	1	L:600->430
26	09360-12013	UNION	1	
27	09360-14014	UNION	1	
28	15830-90J00	UNION, FUEL COOLER	1	
29	09401-11425	CLIP	10	
30	01550-06127	BOLT	3	
31	01550-06127	BOLT	1	
32	01550-06167	BOLT	2	
33	01550-08167	BOLT	2	
34	01550-08257	BOLT	2	

DF175_E01_016

FIG.144M



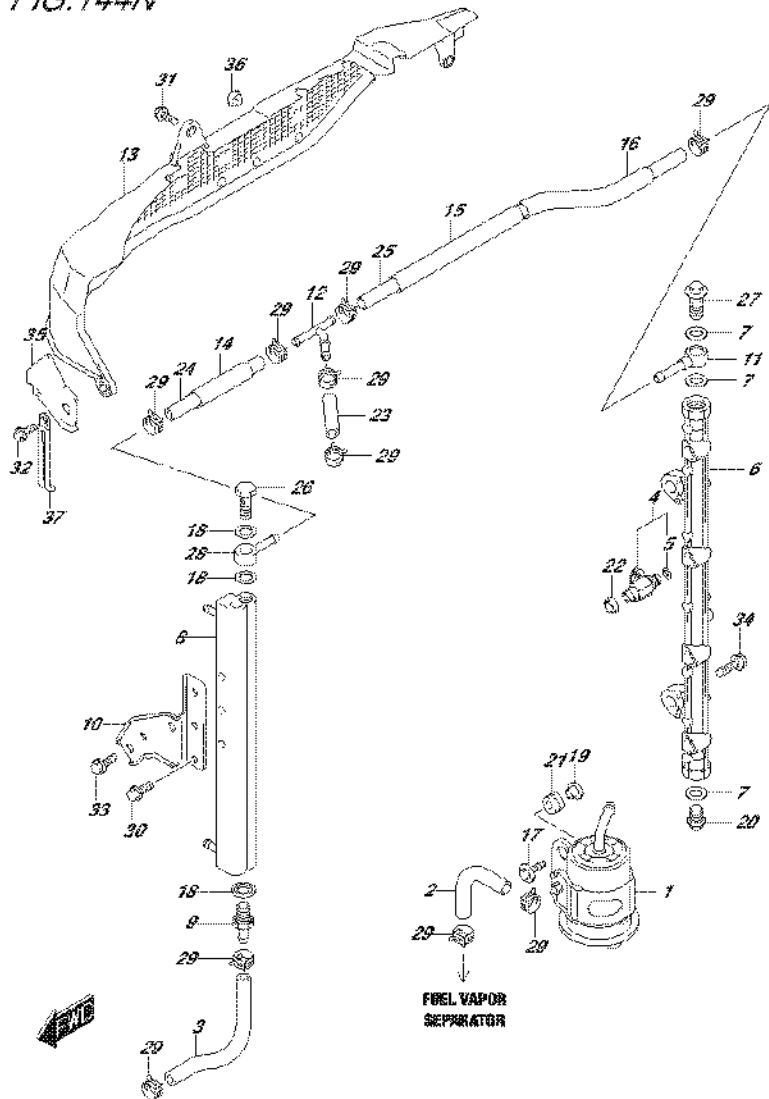
DF175_E01_016_144M
FUEL INJECTOR

FIG.144M (1-J-15) FUEL INJECTOR (DF175TG E40)

REF NO.	PART NO.	DESCRIPTION	Q'TY	REMARKS
35	15852-96J00	GUIDE, FUEL HOSE GUARD	1	
36	29404-93J20	CLAMP, FUEL HOSE GUARD	1	

DF175_E01_016

FIG.144N



DF175_E01_016_144N
FUEL INJECTOR

FIG.144N (1-K-2) FUEL INJECTOR (DF175Z E01)

REF NO.	PART NO.	DESCRIPTION	Q'TY	REMARKS
1	15440-96J01	FILTER, FUEL	1	
2	15681-87L00	HOSE (SEPARATOR TO FILTER)	1	
3	15681-96J11	HOSE (COOLER TO SEPARATOR)	1	
4	15710-96J00	INJECTOR ASSY, FUEL	4	
5	15717-16G00	.O RING	4	
6	15751-96J00	PIPE, DELIVERY	1	
7	15762-93J00	GASKET, DELIVERY PIPE	3	
8	15770-96J00	COOLER, FUEL	1	
9	15773-90J00	UNION, FUEL HOSE	1	
10	15790-96J00	BRACKET, FUEL COOLER	1	
11	15830-77EA0	UNION, DELIVERY PIPE	1	
12	15830-99E00	UNION, 3 WAY FUEL HOSE	1	
13	15851-96J01	GUARD, FUEL HOSE	1	
14	18498-99E20	PROTECTOR (15.4X18.4X450)	1	L:450->70
15	18498-93J00	PROTECTOR (15.4X18.4X340)	1	L:340->220
16	18498-99E20	PROTECTOR (15.4X18.4X450)	1	L:450->120
17	09116-06202	BOLT (6X25)	2	
18	09168-12013	GASKET (11.8X22X1.2)	3	
19	09169-06062	WASHER	2	
20	09247-14041	PLUG (14X14)	1	
21	09320-08501	CUSHION	2	
22	09320-08062	CUSHION	4	
23	09343-75001-600	HOSE (7.5X13.5X600)	1	L:600->50
24	09343-75001-600	HOSE (7.5X13.5X600)	1	L:600->120
25	09343-75001-600	HOSE (7.5X13.5X600)	1	L:600->430
26	09360-12008	UNION	1	
27	09360-14009	UNION	1	
28	09363-08004	UNION	1	
29	09401-11425	CLIP	10	
30	01550-06127	BOLT	3	
31	01550-06127	BOLT	1	
32	01550-06167	BOLT	2	
33	01550-08167	BOLT	2	
34	01550-08257	BOLT	2	

DF175_E01_016

FIG. 144N

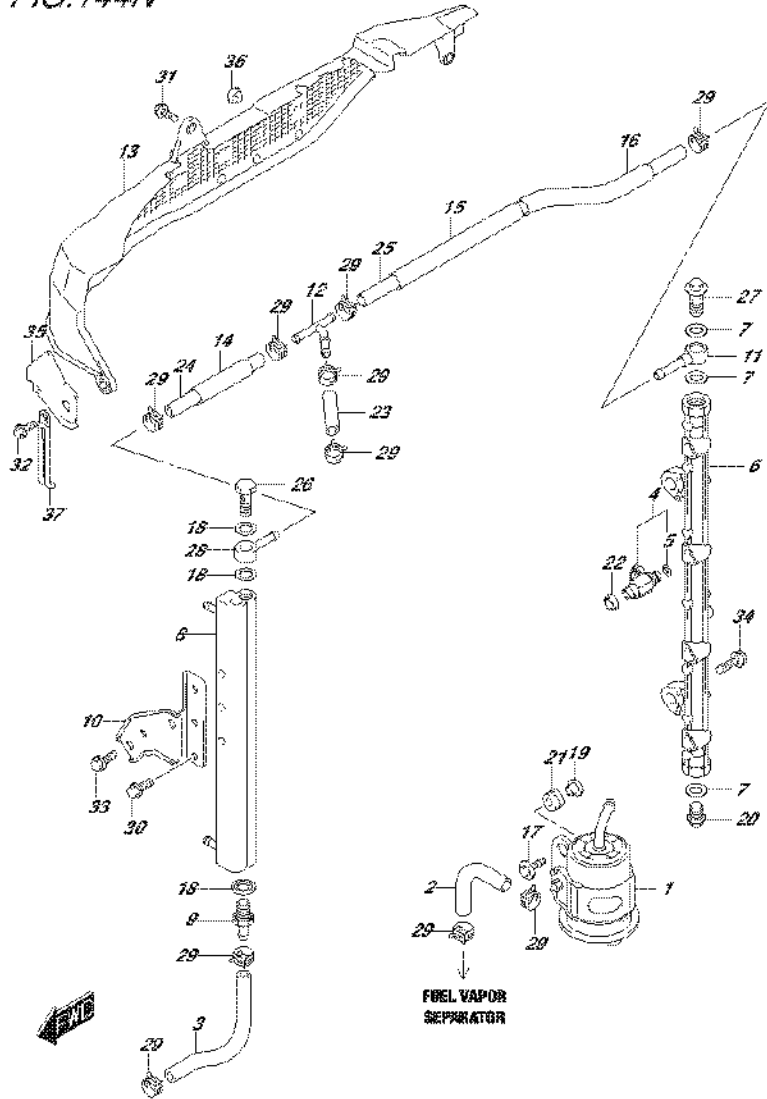
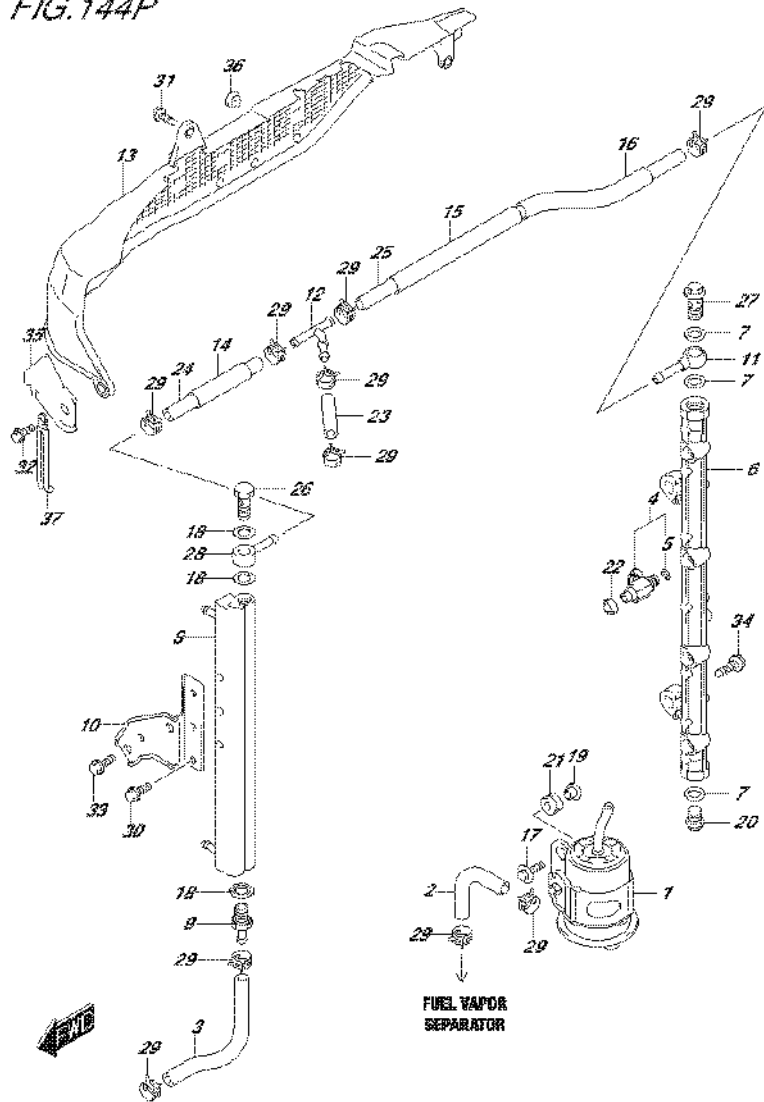


FIG. 144N (1-K-3) FUEL INJECTOR (DF175Z E01)

REF NO.	PART NO.	DESCRIPTION	Q'TY	REMARKS
35	15852-96J00	GUIDE, FUEL HOSE GUARD	1	
36	09321-08005	CUSHION	3	
37	29404-93J20	CLAMP, FUEL HOSE GUARD	1	

FIG.144P



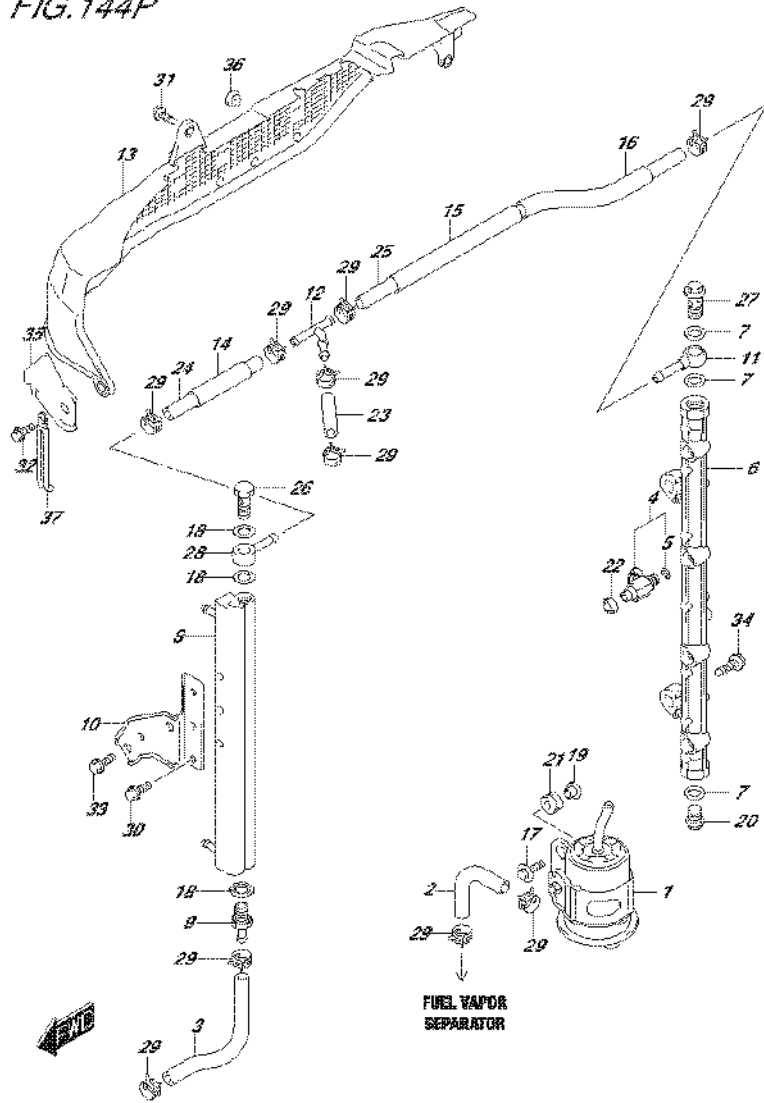
DF175_E01_016_144P
FUEL INJECTOR

FIG.144P (1-K-4) FUEL INJECTOR (DF175Z E40)

REF NO.	PART NO.	DESCRIPTION	Q'TY	REMARKS
1	15440-96J11	FILTER, FUEL	1	
2	15681-87L00	HOSE (SEPARATOR TO FILTER)	1	
3	15681-96J11	HOSE (COOLER TO SEPARATOR)	1	
4	15710-96J00	INJECTOR ASSY, FUEL	4	
5	15717-16G00	.O RING	4	
6	15751-96J00	PIPE, DELIVERY	1	
7	15762-93J10	GASKET, DELIVERY PIPE	3	
8	15770-96J00	COOLER, FUEL	1	
9	15773-90J00	UNION, FUEL HOSE	1	
10	15790-96J00	BRACKET, FUEL COOLER	1	
11	15832-93J00	UNION, DELIVERY PIPE	1	
12	15830-99E00	UNION, 3 WAY FUEL HOSE	1	
13	15851-96J01	GUARD, FUEL HOSE	1	
14	18498-99E20	PROTECTOR (15.4X18.4X450)	1	L:450->70
15	18498-93J00	PROTECTOR (15.4X18.4X340)	1	L:340->220
16	18498-99E20	PROTECTOR (15.4X18.4X450)	1	L:450->120
17	09116-06202	BOLT (6X25)	2	
18	15762-90J00	GASKET	3	
19	09169-06062	WASHER	2	
20	09247-14042	PLUG (14X14)	1	
21	09320-08501	CUSHION	2	
22	09320-08062	CUSHION	4	
23	09343-75001-600	HOSE (7.5X13.5X600)	1	L:600->50
24	09343-75001-600	HOSE (7.5X13.5X600)	1	L:600->120
25	09343-75001-600	HOSE (7.5X13.5X600)	1	L:600->430
26	09360-12013	UNION	1	
27	09360-14014	UNION	1	
28	15830-90J00	UNION, FUEL COOLER	1	
29	09401-11425	CLIP	10	
30	01550-06127	BOLT	3	
31	01550-06127	BOLT	1	
32	01550-06167	BOLT	2	
33	01550-08167	BOLT	2	
34	01550-08257	BOLT	2	

DF175_E01_016

FIG. 144P



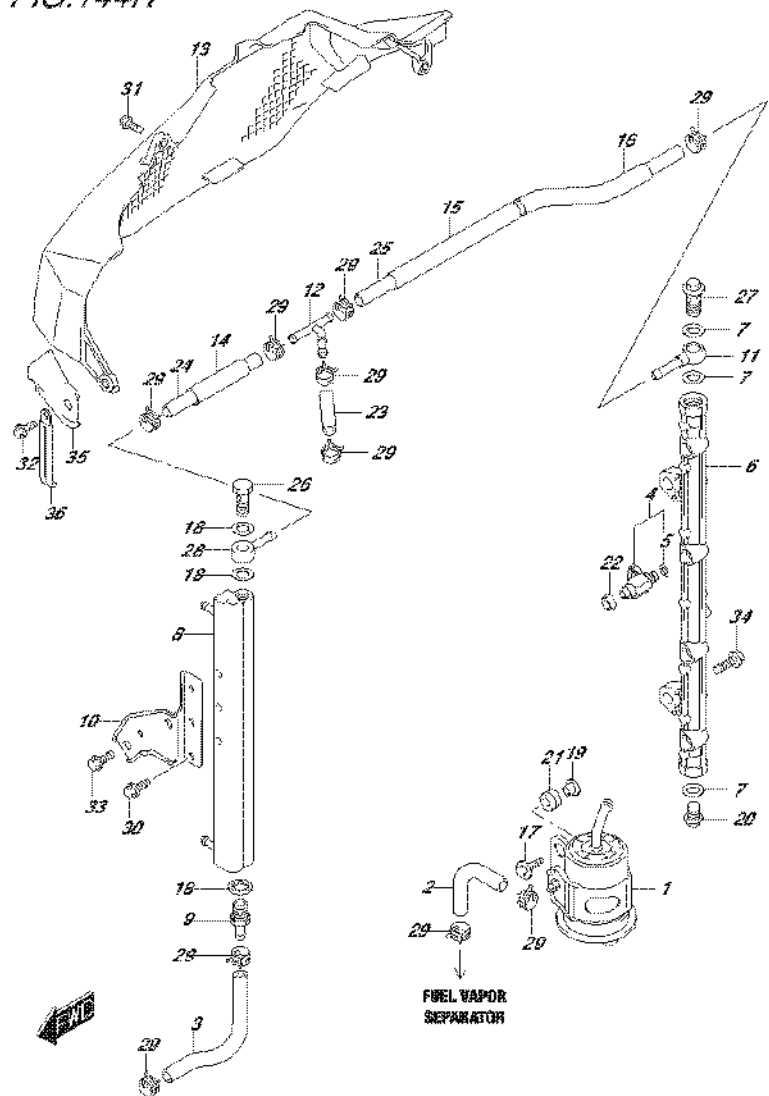
DF175_E01_016_144P
FUEL INJECTOR

FIG.144P (1-K-5) FUEL INJECTOR (DF175Z E40)

REF NO.	PART NO.	DESCRIPTION	Q'TY	REMARKS
35	15852-96J00	GUIDE, FUEL HOSE GUARD	1	
36	09321-08005	CUSHION	3	
37	29404-93J20	CLAMP, FUEL HOSE GUARD	1	

DF175_E01_016

FIG.144R



DF175_E01_016_144R
FUEL INJECTOR

FIG.144R (1-K-6) FUEL INJECTOR (DF175ZG E01)

REF NO.	PART NO.	DESCRIPTION	Q'TY	REMARKS
1	15440-96J01	FILTER, FUEL	1	
2	15681-87L00	HOSE (SEPARATOR TO FILTER)	1	
3	15681-96J11	HOSE (COOLER TO SEPARATOR)	1	
4	15710-96J00	INJECTOR ASSY, FUEL	4	
5	15717-16G00	.O RING	4	
6	15751-96J00	PIPE, DELIVERY	1	
7	15762-93J00	GASKET, DELIVERY PIPE	3	
8	15770-96J00	COOLER, FUEL	1	
9	15773-90J00	UNION, FUEL HOSE	1	
10	15790-96J00	BRACKET, FUEL COOLER	1	
11	15830-77EA0	UNION, DELIVERY PIPE	1	
12	15830-99E00	UNION, 3 WAY FUEL HOSE	1	
13	15851-96J11	GUARD, FUEL HOSE	1	
14	18498-99E20	PROTECTOR (15.4X18.4X450)	1	L:450->70
15	18498-93J00	PROTECTOR (15.4X18.4X340)	1	L:340->220
16	18498-99E20	PROTECTOR (15.4X18.4X450)	1	L:450->120
17	09116-06202	BOLT (6X25)	2	
18	09168-12013	GASKET (11.8X22X1.2)	3	
19	09169-06062	WASHER	2	
20	09247-14041	PLUG (14X14)	1	
21	09320-08501	CUSHION	2	
22	09320-08062	CUSHION	4	
23	09343-75001-600	HOSE (7.5X13.5X600)	1	L:600->50
24	09343-75001-600	HOSE (7.5X13.5X600)	1	L:600->120
25	09343-75001-600	HOSE (7.5X13.5X600)	1	L:600->430
26	09360-12008	UNION	1	
27	09360-14009	UNION	1	
28	09363-08004	UNION	1	
29	09401-11425	CLIP	10	
30	01550-06127	BOLT	3	
31	01550-06127	BOLT	1	
32	01550-06167	BOLT	2	
33	01550-08167	BOLT	2	
34	01550-08257	BOLT	2	

DF175_E01_016

FIG.144R

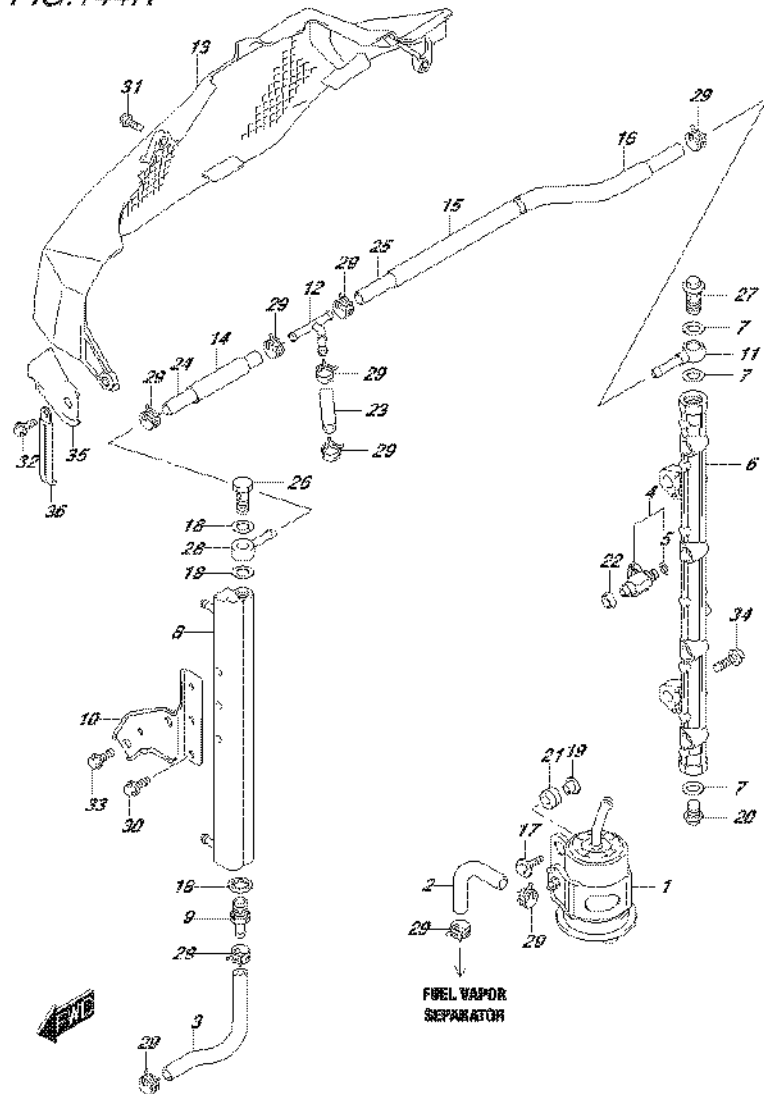
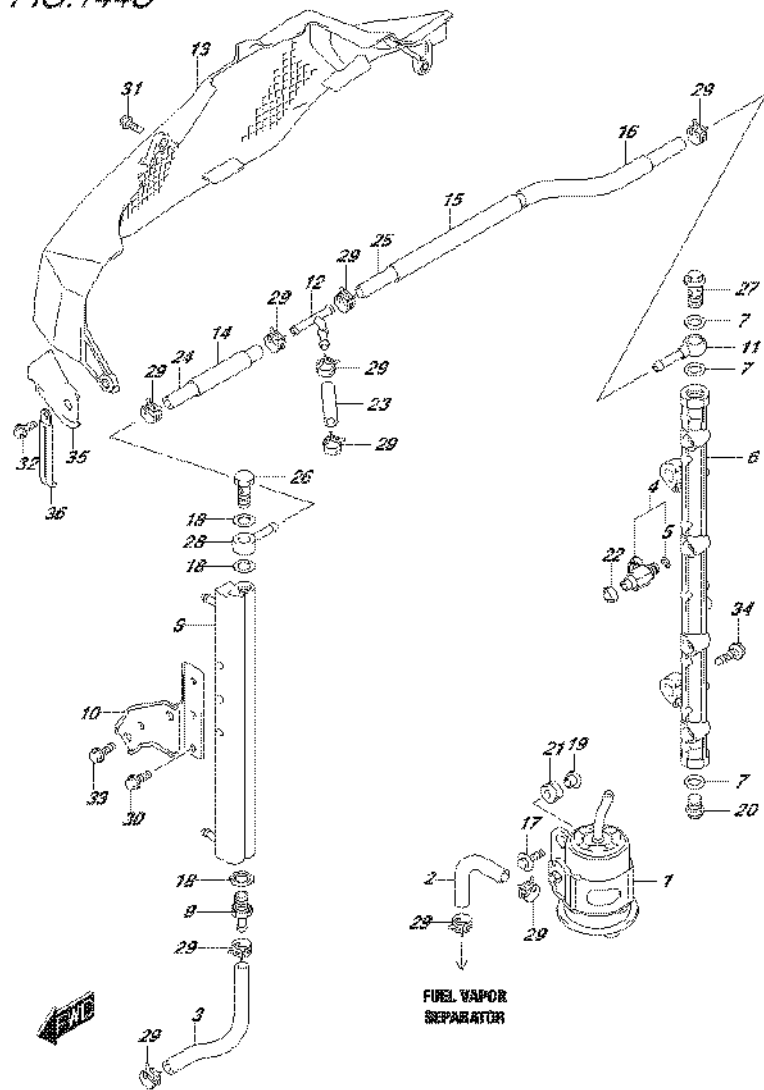


FIG.144R (1-K-7) FUEL INJECTOR (DF175ZG E01)

REF NO.	PART NO.	DESCRIPTION	Q'TY	REMARKS
35	15852-96J00	GUIDE, FUEL HOSE GUARD	1	
36	29404-93J20	CLAMP, FUEL HOSE GUARD	1	

FIG.144S



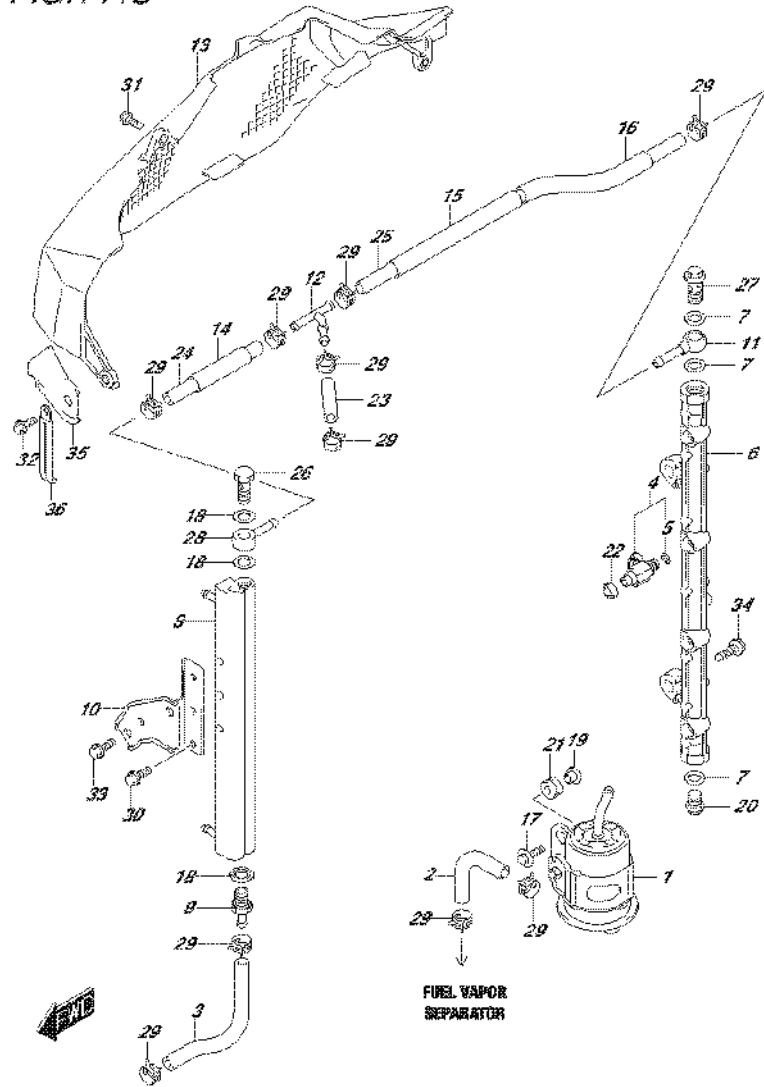
DF175_E01_016_144S
FUEL INJECTOR

FIG.144S (1-K-8) FUEL INJECTOR (DF175ZG E40)

REF NO.	PART NO.	DESCRIPTION	Q'TY	REMARKS
1	15440-96J11	FILTER, FUEL	1	
2	15681-87L00	HOSE (SEPARATOR TO FILTER)	1	
3	15681-96J11	HOSE (COOLER TO SEPARATOR)	1	
4	15710-96J00	INJECTOR ASSY, FUEL	4	
5	15717-16G00	.O RING	4	
6	15751-96J00	PIPE, DELIVERY	1	
7	15762-93J10	GASKET, DELIVERY PIPE	3	
8	15770-96J00	COOLER, FUEL	1	
9	15773-90J00	UNION, FUEL HOSE	1	
10	15790-96J00	BRACKET, FUEL COOLER	1	
11	15832-93J00	UNION, DELIVERY PIPE	1	
12	15830-99E00	UNION, 3 WAY FUEL HOSE	1	
13	15851-96J11	GUARD, FUEL HOSE	1	
14	18498-99E20	PROTECTOR (15.4X18.4X450)	1	L:450->70
15	18498-93J00	PROTECTOR (15.4X18.4X340)	1	L:340->220
16	18498-99E20	PROTECTOR (15.4X18.4X450)	1	L:450->120
17	09116-06202	BOLT (6X25)	2	
18	15762-90J00	GASKET	3	
19	09169-06062	WASHER	2	
20	09247-14042	PLUG (14X14)	1	
21	09320-08501	CUSHION	2	
22	09320-08062	CUSHION	4	
23	09343-75001-600	HOSE (7.5X13.5X600)	1	L:600->50
24	09343-75001-600	HOSE (7.5X13.5X600)	1	L:600->120
25	09343-75001-600	HOSE (7.5X13.5X600)	1	L:600->430
26	09360-12013	UNION	1	
27	09360-14014	UNION	1	
28	15830-90J00	UNION, FUEL COOLER	1	
29	09401-11425	CLIP	10	
30	01550-06127	BOLT	3	
31	01550-06127	BOLT	1	
32	01550-06167	BOLT	2	
33	01550-08167	BOLT	2	
34	01550-08257	BOLT	2	

DF175_E01_016

FIG.144S



DF175_E01_016_144S
FUEL INJECTOR

FIG.144S (1-K-9) FUEL INJECTOR (DF175ZG E40)

REF NO.	PART NO.	DESCRIPTION	Q'TY	REMARKS
35	15852-96J00	GUIDE, FUEL HOSE GUARD	1	
36	29404-93J20	CLAMP, FUEL HOSE GUARD	1	

DF175_E01_016

FIG.146A

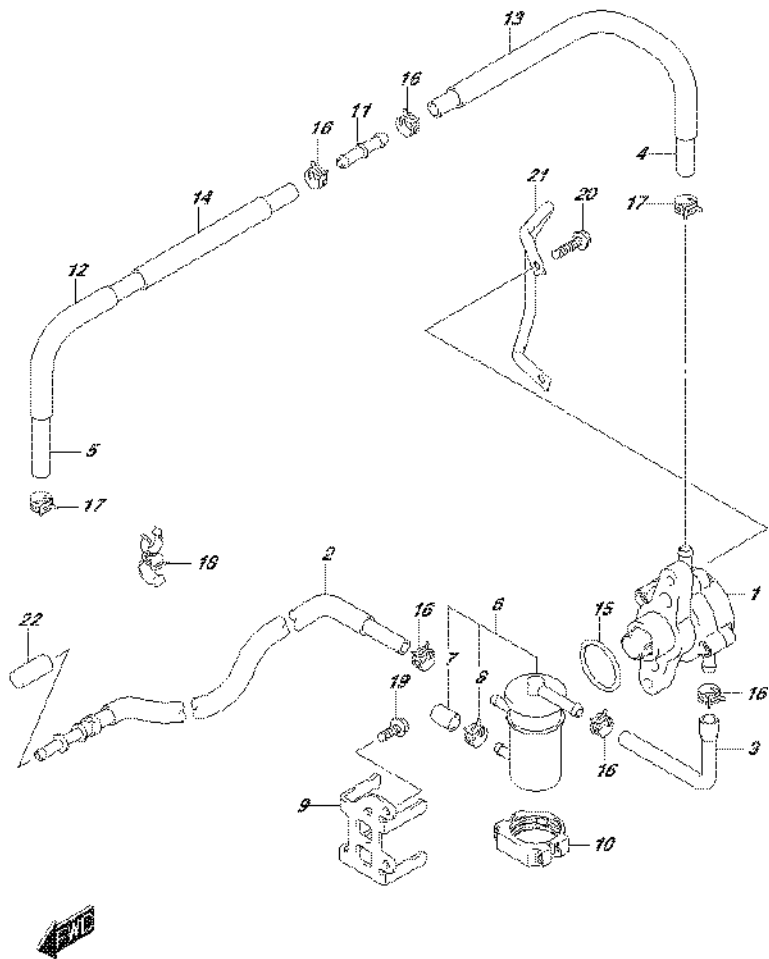


FIG.146A (1-K-10) FUEL PUMP (DF150T E01)

REF NO.	PART NO.	DESCRIPTION	Q'TY	REMARKS
1	15100-96J0V	PUMP ASSY, FUEL	1	
2	15190-96J30	HOSE, FUEL INLET (TO FILTER)	1	
3	15192-96J11	HOSE, FUEL (FILTER TO PUMP)	1	
4	15193-96J11	HOSE, FUEL (PUMP TO 2WAY)	1	
5	15194-96J11	HOSE, FUEL (2WAY TO SEPARATOR)	1	
6	15410-96J00	FILTER, FUEL	1	
7	15419-87J00	.CAP, FUEL FILTER	1	
8	09401-11423	.CLIP	1	
9	15421-96J00	BRACKET, FUEL FILTER	1	
10	15422-96J00	CLAMP, FUEL FILTER	1	
11	15831-96J00	UNION, 2 WAY FUEL HOSE	1	
12	18498-99E10	PROTECTOR (15.4X18.4X610)	1	L:610->230
13	18498-96J20	PROTECTOR (13.5X16.5X370)	1	
14	18498-99E10	PROTECTOR (15.4X18.4X610)	1	L:610->280
15	09280-33004	O RING (D:3.1,ID:32.7)	1	
16	09401-11423	CLIP	5	
17	09401-13424	CLIP	2	
18	09408-00105	CLAMP	2	
19	01550-06167	BOLT	2	
20	09103-06211	BOLT (6X25)	2	
21	13144-96J00	GUARD, FUEL PUMP	1	
22	09251-09005	CAP	1	

FIG.146B

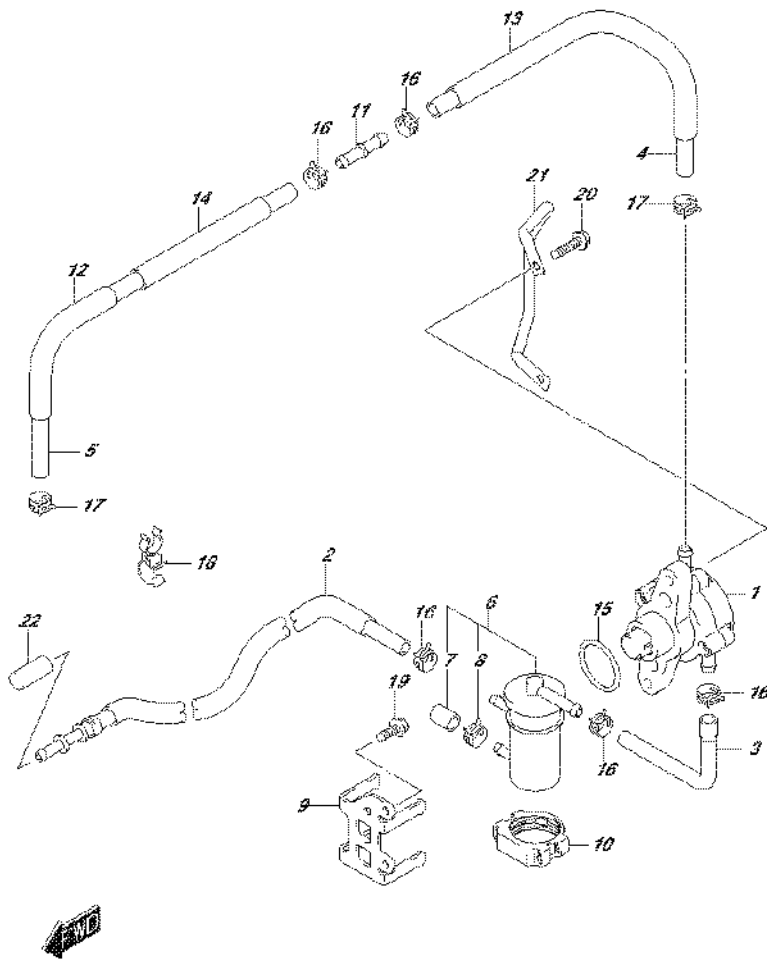


FIG.146B (1-K-11) FUEL PUMP (DF150T E40)

REF NO.	PART NO.	DESCRIPTION	Q'TY	REMARKS
1	15100-96J10	PUMP ASSY, FUEL	1	
2	15190-96J30	HOSE, FUEL INLET (TO FILTER)	1	
3	15192-96J11	HOSE, FUEL (FILTER TO PUMP)	1	
4	15193-96J11	HOSE, FUEL (PUMP TO 2WAY)	1	
5	15194-96J11	HOSE, FUEL (2WAY TO SEPARATOR)	1	
6	15410-96J00	FILTER, FUEL	1	
7	15419-87J00	.CAP, FUEL FILTER	1	
8	09401-11423	.CLIP	1	
9	15421-96J00	BRACKET, FUEL FILTER	1	
10	15422-96J00	CLAMP, FUEL FILTER	1	
11	15831-96J00	UNION, 2 WAY FUEL HOSE	1	
12	18498-99E10	PROTECTOR (15.4X18.4X610)	1	L:610->230
13	18498-96J20	PROTECTOR (13.5X16.5X370)	1	
14	18498-99E10	PROTECTOR (15.4X18.4X610)	1	L:610->280
15	09280-33004	O RING (D:3.1,ID:32.7)	1	
16	09401-11423	CLIP	5	
17	09401-13424	CLIP	2	
18	09408-00105	CLAMP	2	
19	01550-06167	BOLT	2	
20	09103-06211	BOLT (6X25)	2	
21	13144-96J00	GUARD, FUEL PUMP	1	
22	09251-09005	CAP	1	

FIG.146C

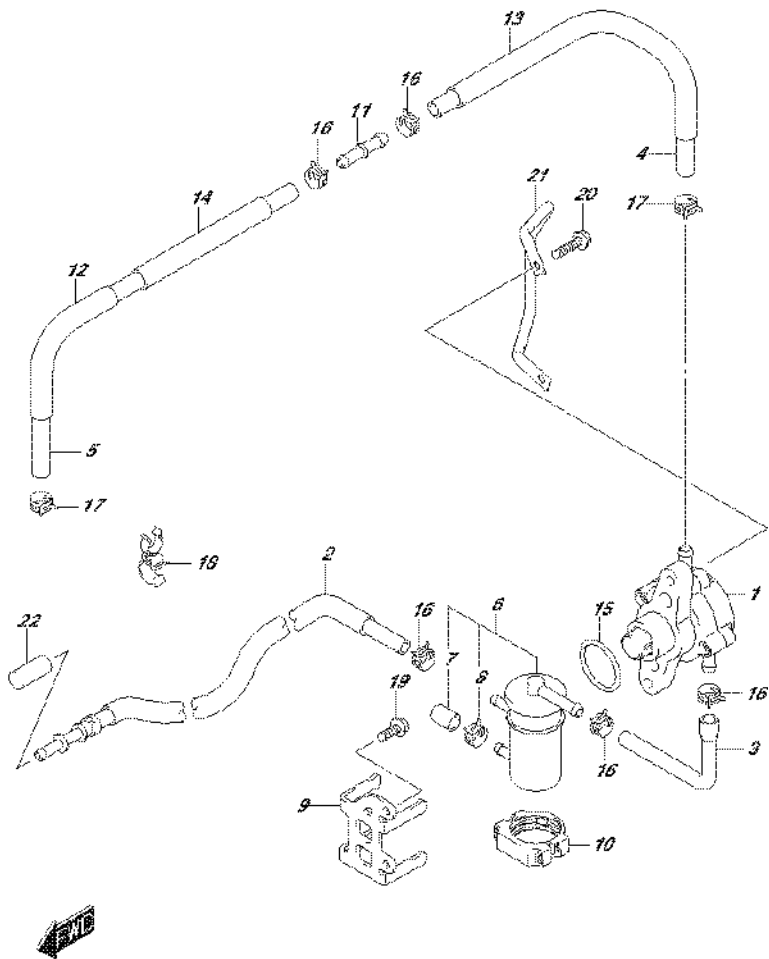


FIG.146C (1-K-12) FUEL PUMP (DF150TG E01)

REF NO.	PART NO.	DESCRIPTION	Q'TY	REMARKS
1	15100-96J0V	PUMP ASSY, FUEL	1	
2	15190-96J30	HOSE, FUEL INLET (TO FILTER)	1	
3	15192-96J11	HOSE, FUEL (FILTER TO PUMP)	1	
4	15193-96J11	HOSE, FUEL (PUMP TO 2WAY)	1	
5	15194-96J11	HOSE, FUEL (2WAY TO SEPARATOR)	1	
6	15410-96J00	FILTER, FUEL	1	
7	15419-87J00	.CAP, FUEL FILTER	1	
8	09401-11423	.CLIP	1	
9	15421-96J00	BRACKET, FUEL FILTER	1	
10	15422-96J00	CLAMP, FUEL FILTER	1	
11	15831-96J00	UNION, 2 WAY FUEL HOSE	1	
12	18498-99E10	PROTECTOR (15.4X18.4X610)	1	L:610->230
13	18498-96J20	PROTECTOR (13.5X16.5X370)	1	
14	18498-99E10	PROTECTOR (15.4X18.4X610)	1	L:610->280
15	09280-33004	O RING (D:3.1,ID:32.7)	1	
16	09401-11423	CLIP	5	
17	09401-13424	CLIP	2	
18	09408-00105	CLAMP	2	
19	01550-06167	BOLT	2	
20	09103-06211	BOLT (6X25)	2	
21	13144-96J00	GUARD, FUEL PUMP	1	
22	09251-09005	CAP	1	

FIG.146D

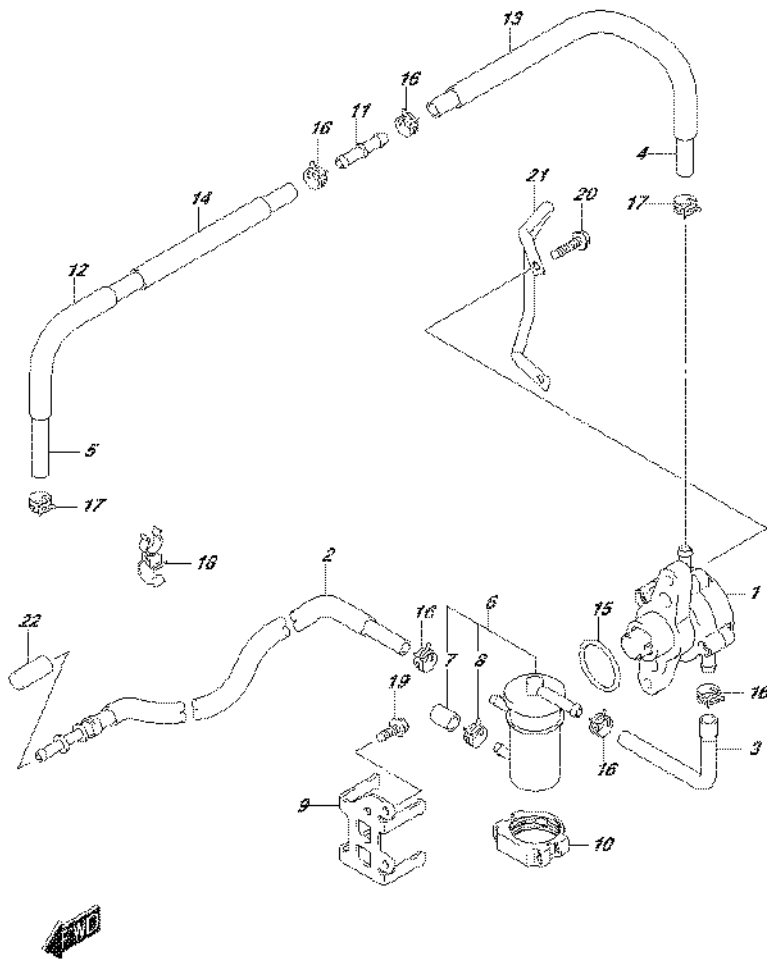


FIG.146D (1-K-13) FUEL PUMP (DF150TG E40)

REF NO.	PART NO.	DESCRIPTION	Q'TY	REMARKS
1	15100-96J10	PUMP ASSY, FUEL	1	
2	15190-96J30	HOSE, FUEL INLET (TO FILTER)	1	
3	15192-96J11	HOSE, FUEL (FILTER TO PUMP)	1	
4	15193-96J11	HOSE, FUEL (PUMP TO 2WAY)	1	
5	15194-96J11	HOSE, FUEL (2WAY TO SEPARATOR)	1	
6	15410-96J00	FILTER, FUEL	1	
7	15419-87J00	.CAP, FUEL FILTER	1	
8	09401-11423	.CLIP	1	
9	15421-96J00	BRACKET, FUEL FILTER	1	
10	15422-96J00	CLAMP, FUEL FILTER	1	
11	15831-96J00	UNION, 2 WAY FUEL HOSE	1	
12	18498-99E10	PROTECTOR (15.4X18.4X610)	1	L:610->230
13	18498-96J20	PROTECTOR (13.5X16.5X370)	1	
14	18498-99E10	PROTECTOR (15.4X18.4X610)	1	L:610->280
15	09280-33004	O RING (D:3.1,ID:32.7)	1	
16	09401-11423	CLIP	5	
17	09401-13424	CLIP	2	
18	09408-00105	CLAMP	2	
19	01550-06167	BOLT	2	
20	09103-06211	BOLT (6X25)	2	
21	13144-96J00	GUARD, FUEL PUMP	1	
22	09251-09005	CAP	1	

FIG.146E

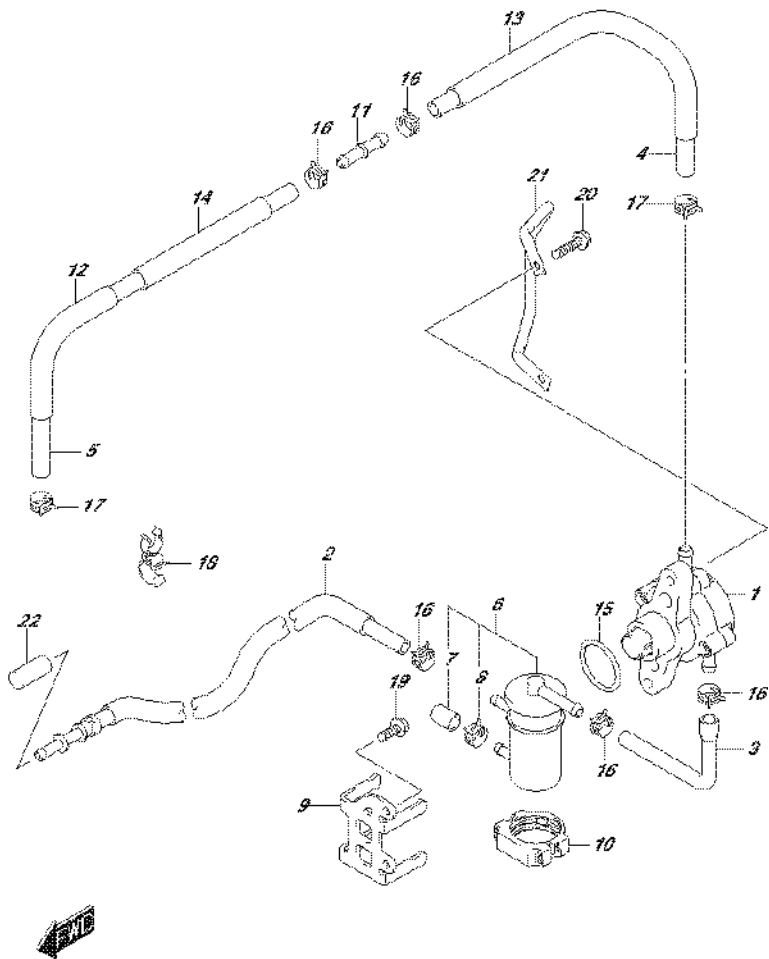


FIG.146E (1-K-14) FUEL PUMP (DF150Z E01)

REF NO.	PART NO.	DESCRIPTION	Q'TY	REMARKS
1	15100-96J0V	PUMP ASSY, FUEL	1	
2	15190-96J30	HOSE, FUEL INLET (TO FILTER)	1	
3	15192-96J11	HOSE, FUEL (FILTER TO PUMP)	1	
4	15193-96J11	HOSE, FUEL (PUMP TO 2WAY)	1	
5	15194-96J11	HOSE, FUEL (2WAY TO SEPARATOR)	1	
6	15410-96J00	FILTER, FUEL	1	
7	15419-87J00	.CAP, FUEL FILTER	1	
8	09401-11423	.CLIP	1	
9	15421-96J00	BRACKET, FUEL FILTER	1	
10	15422-96J00	CLAMP, FUEL FILTER	1	
11	15831-96J00	UNION, 2 WAY FUEL HOSE	1	
12	18498-99E10	PROTECTOR (15.4X18.4X610)	1	L:610->230
13	18498-96J20	PROTECTOR (13.5X16.5X370)	1	
14	18498-99E10	PROTECTOR (15.4X18.4X610)	1	L:610->280
15	09280-33004	O RING (D:3.1,ID:32.7)	1	
16	09401-11423	CLIP	5	
17	09401-13424	CLIP	2	
18	09408-00105	CLAMP	2	
19	01550-06167	BOLT	2	
20	09103-06211	BOLT (6X25)	2	
21	13144-96J00	GUARD, FUEL PUMP	1	
22	09251-09005	CAP	1	

FIG.146F

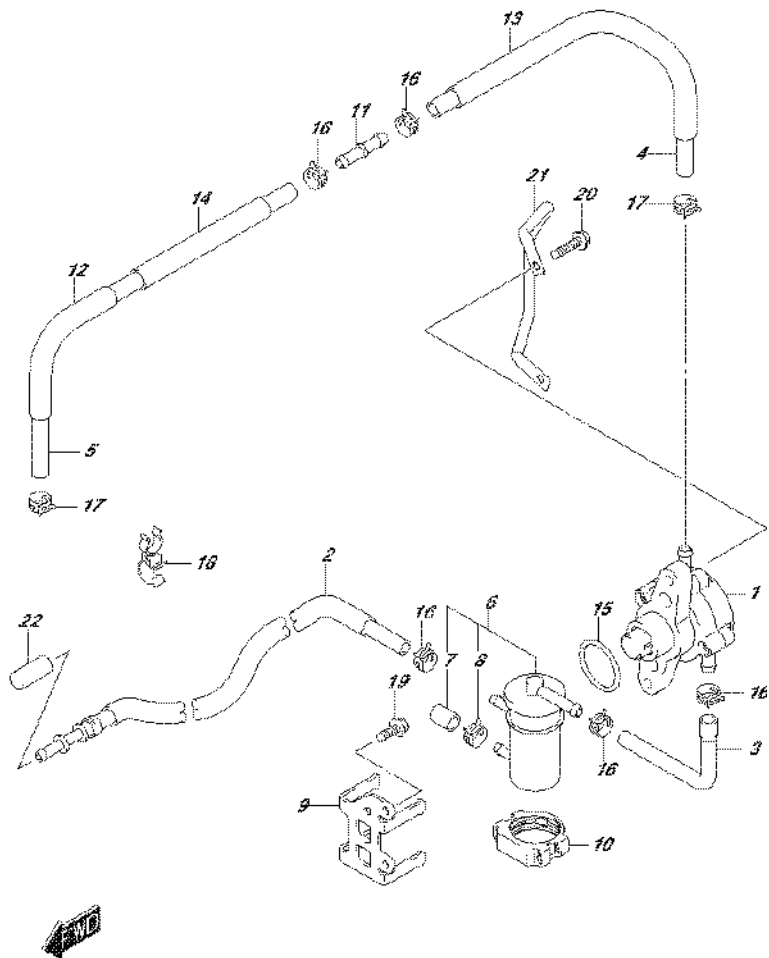


FIG.146F (1-K-15) FUEL PUMP (DF150Z E40)

REF NO.	PART NO.	DESCRIPTION	Q'TY	REMARKS
1	15100-96J10	PUMP ASSY, FUEL	1	
2	15190-96J30	HOSE, FUEL INLET (TO FILTER)	1	
3	15192-96J11	HOSE, FUEL (FILTER TO PUMP)	1	
4	15193-96J11	HOSE, FUEL (PUMP TO 2WAY)	1	
5	15194-96J11	HOSE, FUEL (2WAY TO SEPARATOR)	1	
6	15410-96J00	FILTER, FUEL	1	
7	15419-87J00	.CAP, FUEL FILTER	1	
8	09401-11423	.CLIP	1	
9	15421-96J00	BRACKET, FUEL FILTER	1	
10	15422-96J00	CLAMP, FUEL FILTER	1	
11	15831-96J00	UNION, 2 WAY FUEL HOSE	1	
12	18498-99E10	PROTECTOR (15.4X18.4X610)	1	L:610->230
13	18498-96J20	PROTECTOR (13.5X16.5X370)	1	
14	18498-99E10	PROTECTOR (15.4X18.4X610)	1	L:610->280
15	09280-33004	O RING (D:3.1,ID:32.7)	1	
16	09401-11423	CLIP	5	
17	09401-13424	CLIP	2	
18	09408-00105	CLAMP	2	
19	01550-06167	BOLT	2	
20	09103-06211	BOLT (6X25)	2	
21	13144-96J00	GUARD, FUEL PUMP	1	
22	09251-09005	CAP	1	

FIG.146G

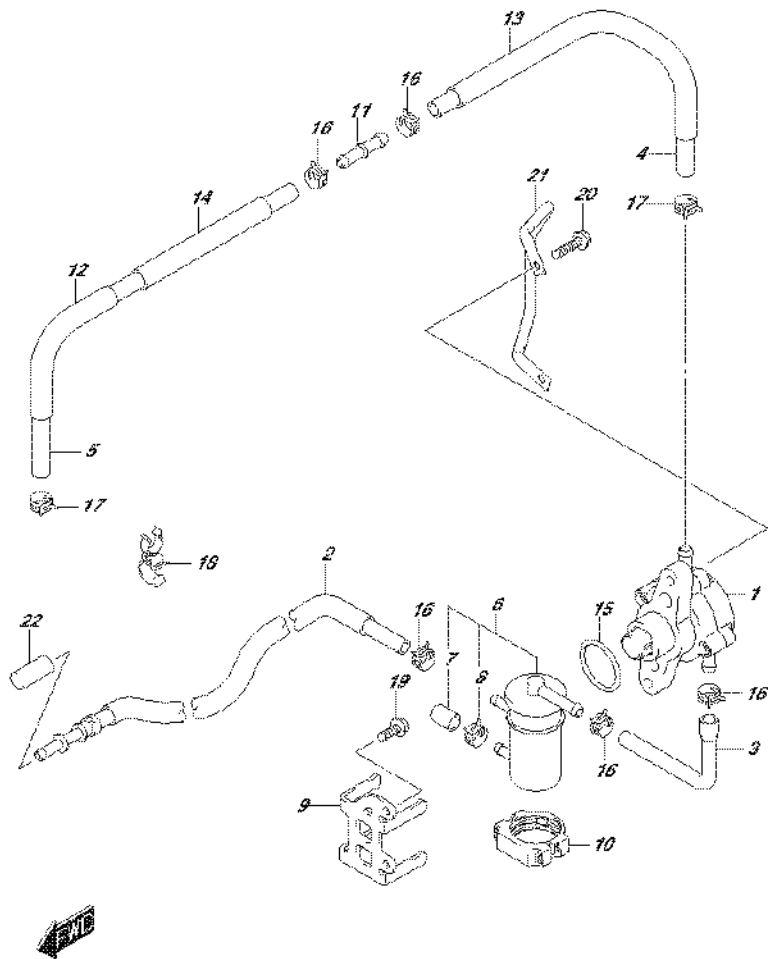


FIG.146G (1-L-2) FUEL PUMP (DF150ZG E01)

REF NO.	PART NO.	DESCRIPTION	Q'TY	REMARKS
1	15100-96J0V	PUMP ASSY, FUEL	1	
2	15190-96J30	HOSE, FUEL INLET (TO FILTER)	1	
3	15192-96J11	HOSE, FUEL (FILTER TO PUMP)	1	
4	15193-96J11	HOSE, FUEL (PUMP TO 2WAY)	1	
5	15194-96J11	HOSE, FUEL (2WAY TO SEPARATOR)	1	
6	15410-96J00	FILTER, FUEL	1	
7	15419-87J00	.CAP, FUEL FILTER	1	
8	09401-11423	.CLIP	1	
9	15421-96J00	BRACKET, FUEL FILTER	1	
10	15422-96J00	CLAMP, FUEL FILTER	1	
11	15831-96J00	UNION, 2 WAY FUEL HOSE	1	
12	18498-99E10	PROTECTOR (15.4X18.4X610)	1	L:610->230
13	18498-96J20	PROTECTOR (13.5X16.5X370)	1	
14	18498-99E10	PROTECTOR (15.4X18.4X610)	1	L:610->280
15	09280-33004	O RING (D:3.1,ID:32.7)	1	
16	09401-11423	CLIP	5	
17	09401-13424	CLIP	2	
18	09408-00105	CLAMP	2	
19	01550-06167	BOLT	2	
20	09103-06211	BOLT (6X25)	2	
21	13144-96J00	GUARD, FUEL PUMP	1	
22	09251-09005	CAP	1	

FIG.146H

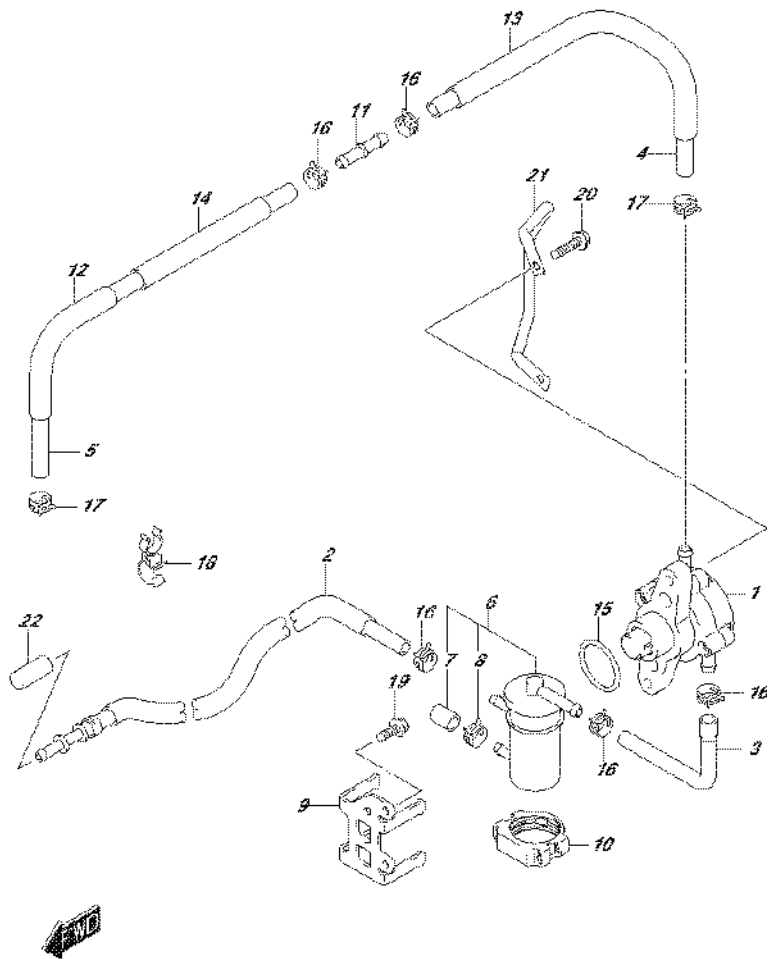
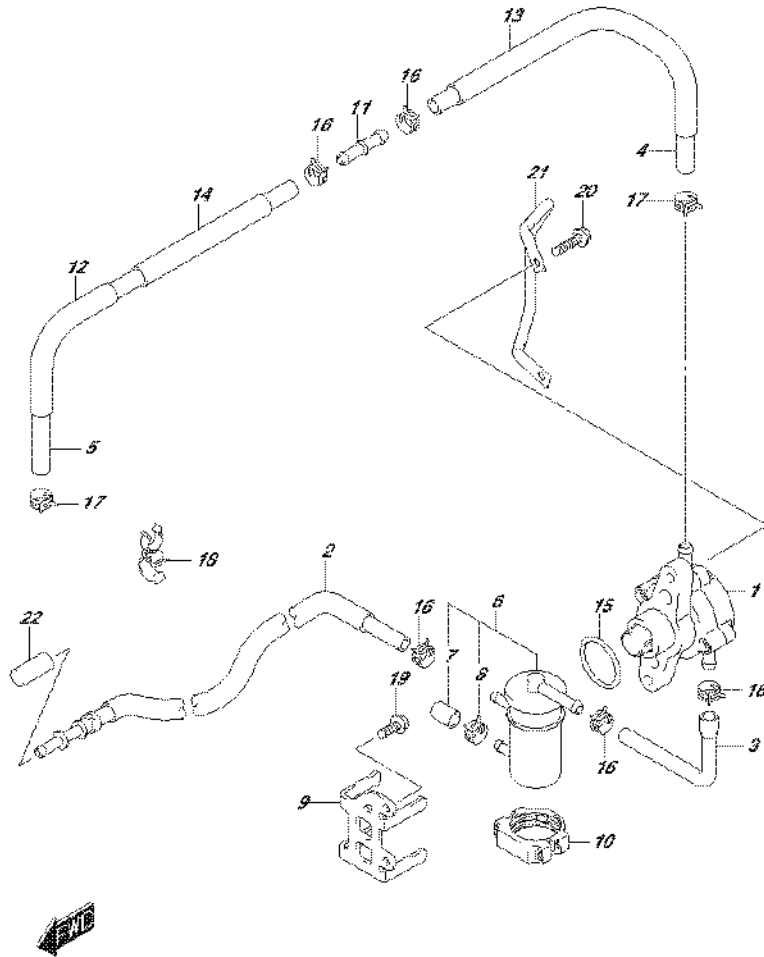


FIG.146H (1-L-3) FUEL PUMP (DF150ZG E40)

REF NO.	PART NO.	DESCRIPTION	Q'TY	REMARKS
1	15100-96J10	PUMP ASSY, FUEL	1	
2	15190-96J30	HOSE, FUEL INLET (TO FILTER)	1	
3	15192-96J11	HOSE, FUEL (FILTER TO PUMP)	1	
4	15193-96J11	HOSE, FUEL (PUMP TO 2WAY)	1	
5	15194-96J11	HOSE, FUEL (2WAY TO SEPARATOR)	1	
6	15410-96J00	FILTER, FUEL	1	
7	15419-87J00	.CAP, FUEL FILTER	1	
8	09401-11423	.CLIP	1	
9	15421-96J00	BRACKET, FUEL FILTER	1	
10	15422-96J00	CLAMP, FUEL FILTER	1	
11	15831-96J00	UNION, 2 WAY FUEL HOSE	1	
12	18498-99E10	PROTECTOR (15.4X18.4X610)	1	L:610->230
13	18498-96J20	PROTECTOR (13.5X16.5X370)	1	
14	18498-99E10	PROTECTOR (15.4X18.4X610)	1	L:610->280
15	09280-33004	O RING (D:3.1,ID:32.7)	1	
16	09401-11423	CLIP	5	
17	09401-13424	CLIP	2	
18	09408-00105	CLAMP	2	
19	01550-06167	BOLT	2	
20	09103-06211	BOLT (6X25)	2	
21	13144-96J00	GUARD, FUEL PUMP	1	
22	09251-09005	CAP	1	

FIG.146J



DF175_E01_016_146J
FUEL PUMP

FIG.146J (1-L-4) FUEL PUMP (DF175T E01)

REF NO.	PART NO.	DESCRIPTION	Q'TY	REMARKS
1	15100-96J0V	PUMP ASSY, FUEL	1	
2	15190-96J30	HOSE, FUEL INLET (TO FILTER)	1	
3	15192-96J11	HOSE, FUEL (FILTER TO PUMP)	1	
4	15193-96J11	HOSE, FUEL (PUMP TO 2WAY)	1	
5	15194-96J11	HOSE, FUEL (2WAY TO SEPARATOR)	1	
6	15410-96J00	FILTER, FUEL	1	
7	15419-87J00	.CAP, FUEL FILTER	1	
8	09401-11423	.CLIP	1	
9	15421-96J00	BRACKET, FUEL FILTER	1	
10	15422-96J00	CLAMP, FUEL FILTER	1	
11	15831-96J00	UNION, 2 WAY FUEL HOSE	1	
12	18498-99E10	PROTECTOR (15.4X18.4X610)	1	L:610->230
13	18498-96J20	PROTECTOR (13.5X16.5X370)	1	
14	18498-99E10	PROTECTOR (15.4X18.4X610)	1	L:610->280
15	09280-33004	O RING (D:3.1,ID:32.7)	1	
16	09401-11423	CLIP	5	
17	09401-13424	CLIP	2	
18	09408-00105	CLAMP	2	
19	01550-06167	BOLT	2	
20	09103-06211	BOLT (6X25)	2	
21	13144-96J00	GUARD, FUEL PUMP	1	
22	09251-09005	CAP	1	

DF175_E01_016

FIG.146K

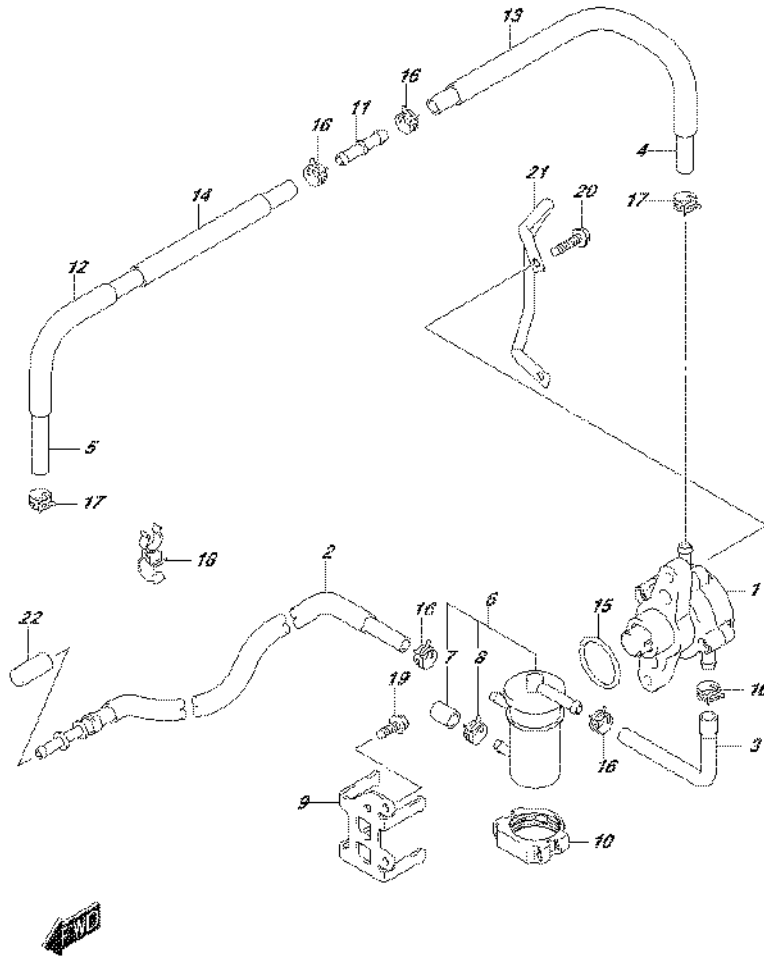


FIG.146K (1-L-5) FUEL PUMP (DF175T E40)

REF NO.	PART NO.	DESCRIPTION	Q'TY	REMARKS
1	15100-96J10	PUMP ASSY, FUEL	1	
2	15190-96J30	HOSE, FUEL INLET (TO FILTER)	1	
3	15192-96J11	HOSE, FUEL (FILTER TO PUMP)	1	
4	15193-96J11	HOSE, FUEL (PUMP TO 2WAY)	1	
5	15194-96J11	HOSE, FUEL (2WAY TO SEPARATOR)	1	
6	15410-96J00	FILTER, FUEL	1	
7	15419-87J00	.CAP, FUEL FILTER	1	
8	09401-11423	.CLIP	1	
9	15421-96J00	BRACKET, FUEL FILTER	1	
10	15422-96J00	CLAMP, FUEL FILTER	1	
11	15831-96J00	UNION, 2 WAY FUEL HOSE	1	
12	18498-99E10	PROTECTOR (15.4X18.4X610)	1	L:610->230
13	18498-96J20	PROTECTOR (13.5X16.5X370)	1	
14	18498-99E10	PROTECTOR (15.4X18.4X610)	1	L:610->280
15	09280-33004	O RING (D:3.1,ID:32.7)	1	
16	09401-11423	CLIP	5	
17	09401-13424	CLIP	2	
18	09408-00105	CLAMP	2	
19	01550-06167	BOLT	2	
20	09103-06211	BOLT (6X25)	2	
21	13144-96J00	GUARD, FUEL PUMP	1	
22	09251-09005	CAP	1	

FIG. 146L

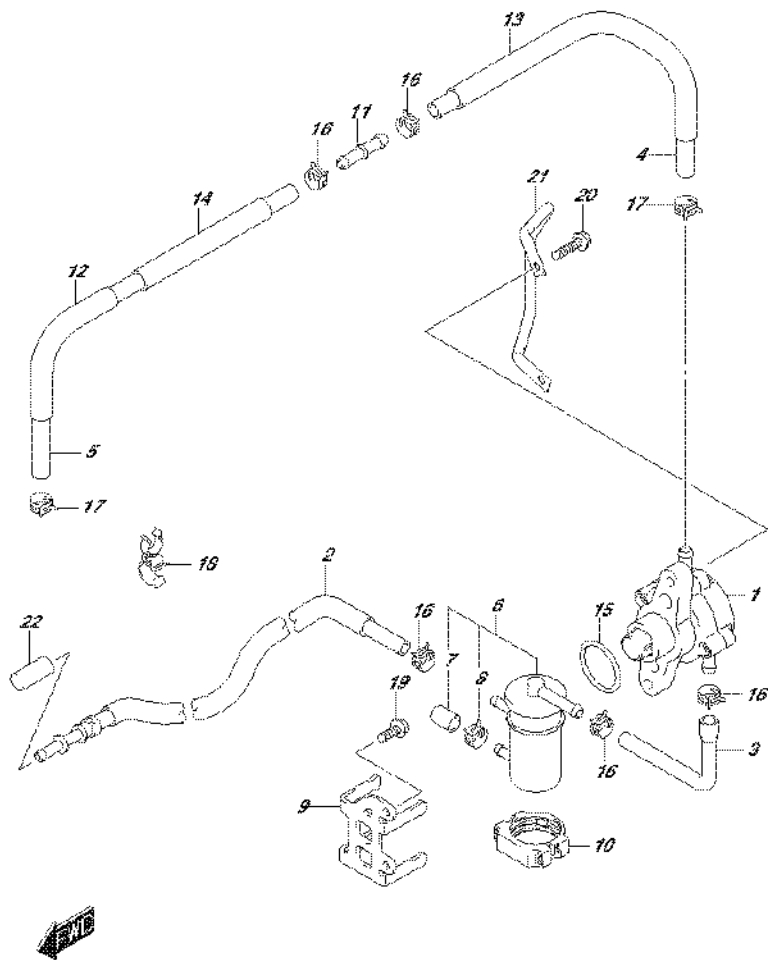


FIG.146L (1-L-6) FUEL PUMP (DF175TG E01)

REF NO.	PART NO.	DESCRIPTION	Q'TY	REMARKS
1	15100-96J0V	PUMP ASSY, FUEL	1	
2	15190-96J30	HOSE, FUEL INLET (TO FILTER)	1	
3	15192-96J11	HOSE, FUEL (FILTER TO PUMP)	1	
4	15193-96J11	HOSE, FUEL (PUMP TO 2WAY)	1	
5	15194-96J11	HOSE, FUEL (2WAY TO SEPARATOR)	1	
6	15410-96J00	FILTER, FUEL	1	
7	15419-87J00	.CAP, FUEL FILTER	1	
8	09401-11423	.CLIP	1	
9	15421-96J00	BRACKET, FUEL FILTER	1	
10	15422-96J00	CLAMP, FUEL FILTER	1	
11	15831-96J00	UNION, 2 WAY FUEL HOSE	1	
12	18498-99E10	PROTECTOR (15.4X18.4X610)	1	L:610->230
13	18498-96J20	PROTECTOR (13.5X16.5X370)	1	
14	18498-99E10	PROTECTOR (15.4X18.4X610)	1	L:610->280
15	09280-33004	O RING (D:3.1,ID:32.7)	1	
16	09401-11423	CLIP	5	
17	09401-13424	CLIP	2	
18	09408-00105	CLAMP	2	
19	01550-06167	BOLT	2	
20	09103-06211	BOLT (6X25)	2	
21	13144-96J00	GUARD, FUEL PUMP	1	
22	09251-09005	CAP	1	

FIG.146M

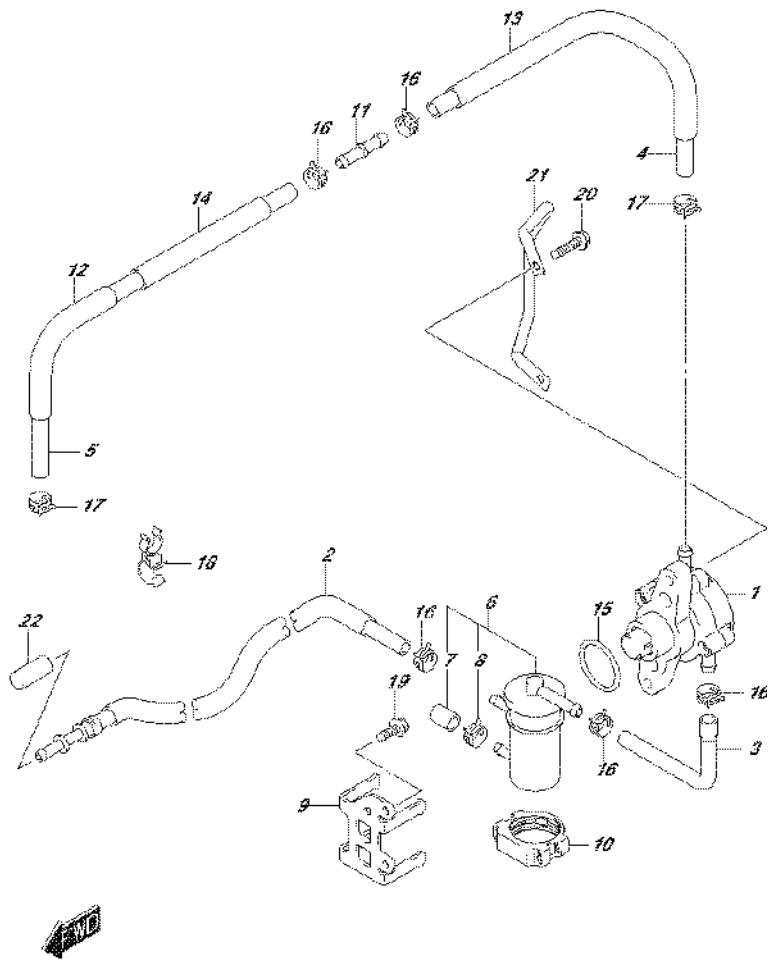


FIG.146M (1-L-7) FUEL PUMP (DF175TG E40)

REF NO.	PART NO.	DESCRIPTION	Q'TY	REMARKS
1	15100-96J10	PUMP ASSY, FUEL	1	
2	15190-96J30	HOSE, FUEL INLET (TO FILTER)	1	
3	15192-96J11	HOSE, FUEL (FILTER TO PUMP)	1	
4	15193-96J11	HOSE, FUEL (PUMP TO 2WAY)	1	
5	15194-96J11	HOSE, FUEL (2WAY TO SEPARATOR)	1	
6	15410-96J00	FILTER, FUEL	1	
7	15419-87J00	.CAP, FUEL FILTER	1	
8	09401-11423	.CLIP	1	
9	15421-96J00	BRACKET, FUEL FILTER	1	
10	15422-96J00	CLAMP, FUEL FILTER	1	
11	15831-96J00	UNION, 2 WAY FUEL HOSE	1	
12	18498-99E10	PROTECTOR (15.4X18.4X610)	1	L:610->230
13	18498-96J20	PROTECTOR (13.5X16.5X370)	1	
14	18498-99E10	PROTECTOR (15.4X18.4X610)	1	L:610->280
15	09280-33004	O RING (D:3.1,ID:32.7)	1	
16	09401-11423	CLIP	5	
17	09401-13424	CLIP	2	
18	09408-00105	CLAMP	2	
19	01550-06167	BOLT	2	
20	09103-06211	BOLT (6X25)	2	
21	13144-96J00	GUARD, FUEL PUMP	1	
22	09251-09005	CAP	1	

FIG. 146N

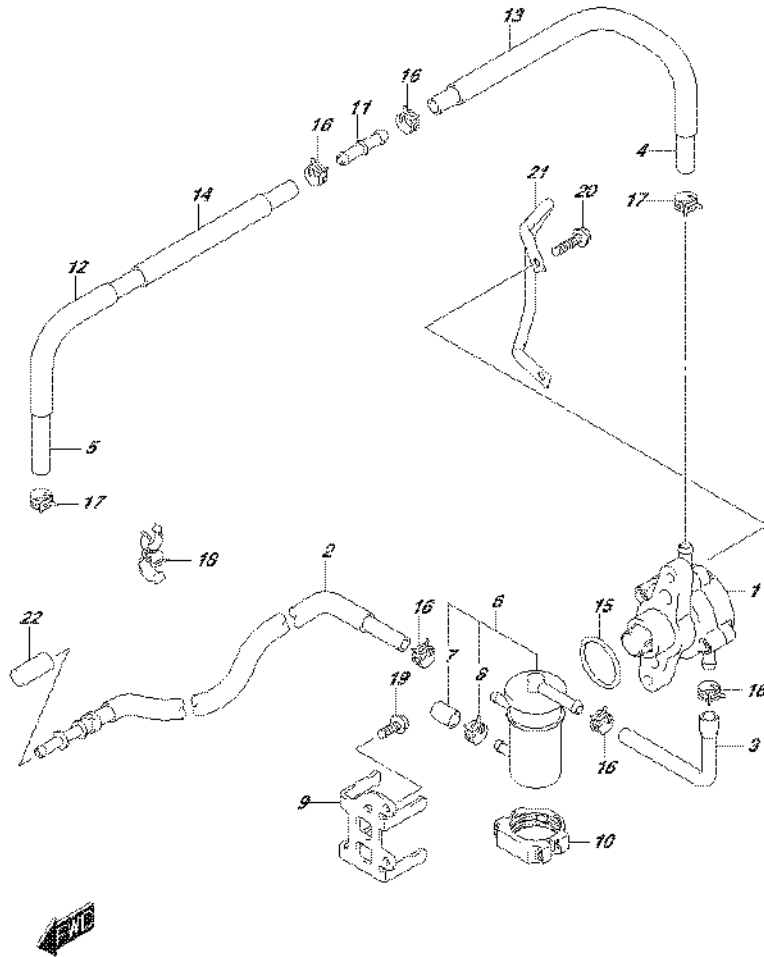


FIG.146N (1-L-8) FUEL PUMP (DF175Z E01)

REF NO.	PART NO.	DESCRIPTION	Q'TY	REMARKS
1	15100-96J0V	PUMP ASSY, FUEL	1	
2	15190-96J30	HOSE, FUEL INLET (TO FILTER)	1	
3	15192-96J11	HOSE, FUEL (FILTER TO PUMP)	1	
4	15193-96J11	HOSE, FUEL (PUMP TO 2WAY)	1	
5	15194-96J11	HOSE, FUEL (2WAY TO SEPARATOR)	1	
6	15410-96J00	FILTER, FUEL	1	
7	15419-87J00	.CAP, FUEL FILTER	1	
8	09401-11423	.CLIP	1	
9	15421-96J00	BRACKET, FUEL FILTER	1	
10	15422-96J00	CLAMP, FUEL FILTER	1	
11	15831-96J00	UNION, 2 WAY FUEL HOSE	1	
12	18498-99E10	PROTECTOR (15.4X18.4X610)	1	L:610->230
13	18498-96J20	PROTECTOR (13.5X16.5X370)	1	
14	18498-99E10	PROTECTOR (15.4X18.4X610)	1	L:610->280
15	09280-33004	O RING (D:3.1,ID:32.7)	1	
16	09401-11423	CLIP	5	
17	09401-13424	CLIP	2	
18	09408-00105	CLAMP	2	
19	01550-06167	BOLT	2	
20	09103-06211	BOLT (6X25)	2	
21	13144-96J00	GUARD, FUEL PUMP	1	
22	09251-09005	CAP	1	

FIG.146P

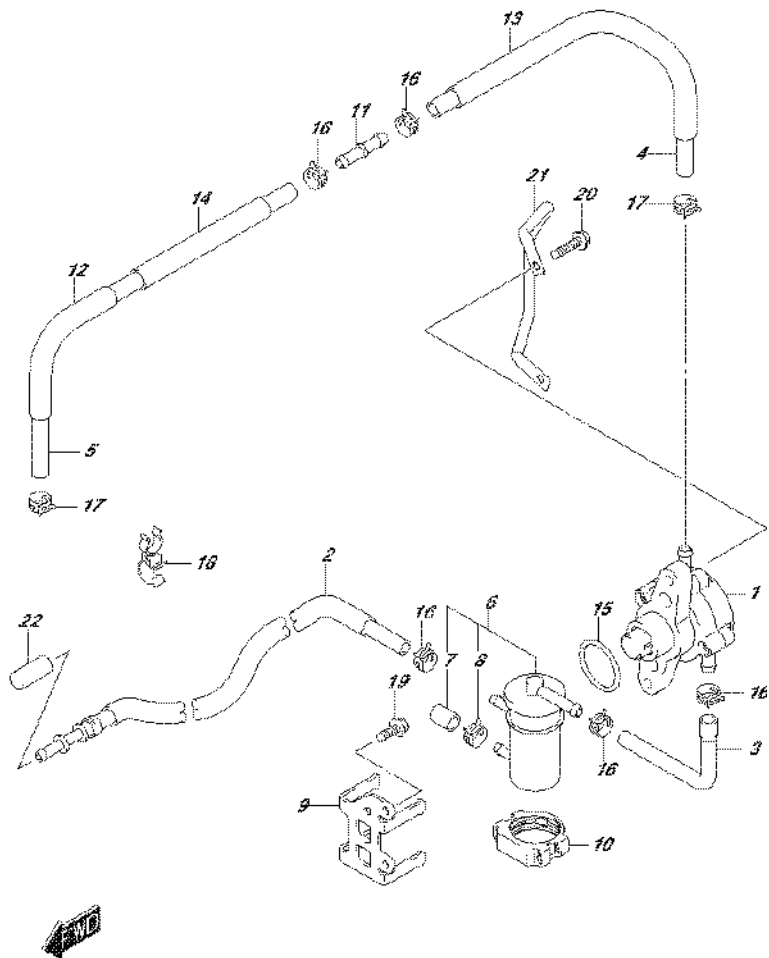


FIG.146P (1-L-9) FUEL PUMP (DF175Z E40)

REF NO.	PART NO.	DESCRIPTION	Q'TY	REMARKS
1	15100-96J10	PUMP ASSY, FUEL	1	
2	15190-96J30	HOSE, FUEL INLET (TO FILTER)	1	
3	15192-96J11	HOSE, FUEL (FILTER TO PUMP)	1	
4	15193-96J11	HOSE, FUEL (PUMP TO 2WAY)	1	
5	15194-96J11	HOSE, FUEL (2WAY TO SEPARATOR)	1	
6	15410-96J00	FILTER, FUEL	1	
7	15419-87J00	.CAP, FUEL FILTER	1	
8	09401-11423	.CLIP	1	
9	15421-96J00	BRACKET, FUEL FILTER	1	
10	15422-96J00	CLAMP, FUEL FILTER	1	
11	15831-96J00	UNION, 2 WAY FUEL HOSE	1	
12	18498-99E10	PROTECTOR (15.4X18.4X610)	1	L:610->230
13	18498-96J20	PROTECTOR (13.5X16.5X370)	1	
14	18498-99E10	PROTECTOR (15.4X18.4X610)	1	L:610->280
15	09280-33004	O RING (D:3.1,ID:32.7)	1	
16	09401-11423	CLIP	5	
17	09401-13424	CLIP	2	
18	09408-00105	CLAMP	2	
19	01550-06167	BOLT	2	
20	09103-06211	BOLT (6X25)	2	
21	13144-96J00	GUARD, FUEL PUMP	1	
22	09251-09005	CAP	1	

FIG.146R

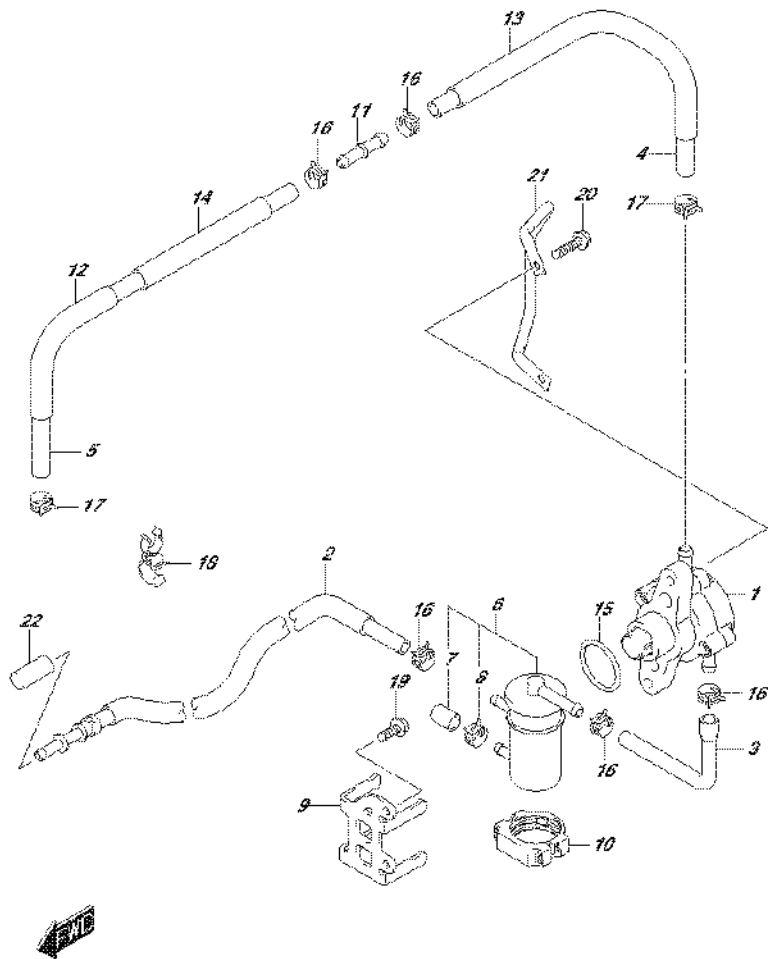


FIG.146R (1-L-10) FUEL PUMP (DF175ZG E01)

REF NO.	PART NO.	DESCRIPTION	Q'TY	REMARKS
1	15100-96J0V	PUMP ASSY, FUEL	1	
2	15190-96J30	HOSE, FUEL INLET (TO FILTER)	1	
3	15192-96J11	HOSE, FUEL (FILTER TO PUMP)	1	
4	15193-96J11	HOSE, FUEL (PUMP TO 2WAY)	1	
5	15194-96J11	HOSE, FUEL (2WAY TO SEPARATOR)	1	
6	15410-96J00	FILTER, FUEL	1	
7	15419-87J00	.CAP, FUEL FILTER	1	
8	09401-11423	.CLIP	1	
9	15421-96J00	BRACKET, FUEL FILTER	1	
10	15422-96J00	CLAMP, FUEL FILTER	1	
11	15831-96J00	UNION, 2 WAY FUEL HOSE	1	
12	18498-99E10	PROTECTOR (15.4X18.4X610)	1	L:610->230
13	18498-96J20	PROTECTOR (13.5X16.5X370)	1	
14	18498-99E10	PROTECTOR (15.4X18.4X610)	1	L:610->280
15	09280-33004	O RING (D:3.1,ID:32.7)	1	
16	09401-11423	CLIP	5	
17	09401-13424	CLIP	2	
18	09408-00105	CLAMP	2	
19	01550-06167	BOLT	2	
20	09103-06211	BOLT (6X25)	2	
21	13144-96J00	GUARD, FUEL PUMP	1	
22	09251-09005	CAP	1	

FIG.146S

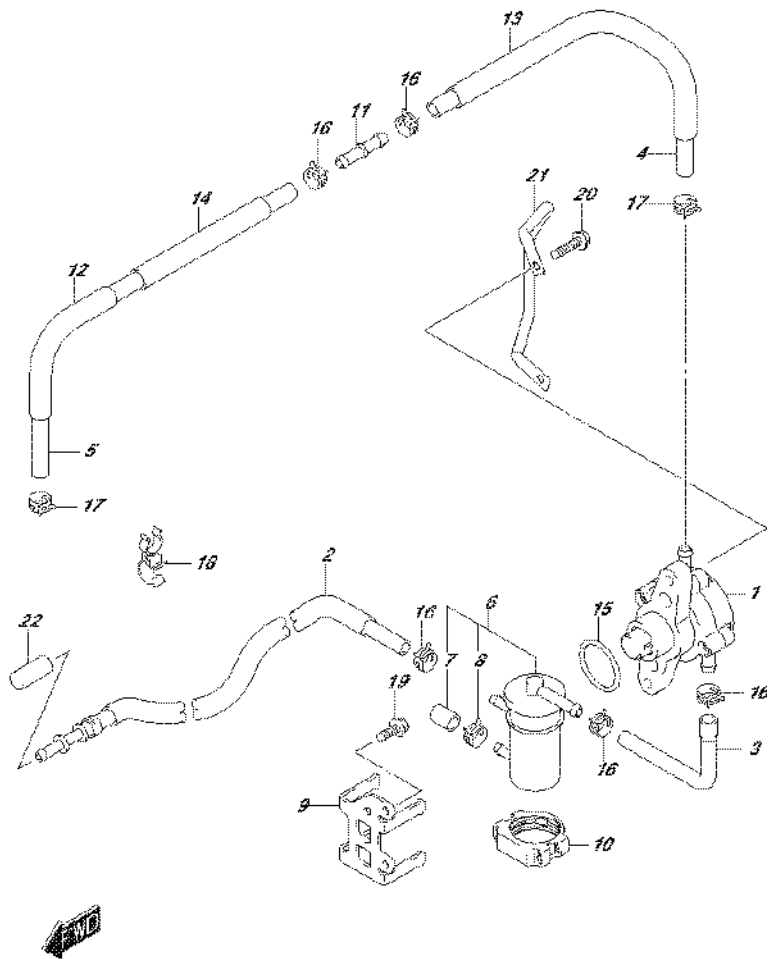


FIG.146S (1-L-11) FUEL PUMP (DF175ZG E40)

REF NO.	PART NO.	DESCRIPTION	Q'TY	REMARKS
1	15100-96J10	PUMP ASSY, FUEL	1	
2	15190-96J30	HOSE, FUEL INLET (TO FILTER)	1	
3	15192-96J11	HOSE, FUEL (FILTER TO PUMP)	1	
4	15193-96J11	HOSE, FUEL (PUMP TO 2WAY)	1	
5	15194-96J11	HOSE, FUEL (2WAY TO SEPARATOR)	1	
6	15410-96J00	FILTER, FUEL	1	
7	15419-87J00	.CAP, FUEL FILTER	1	
8	09401-11423	.CLIP	1	
9	15421-96J00	BRACKET, FUEL FILTER	1	
10	15422-96J00	CLAMP, FUEL FILTER	1	
11	15831-96J00	UNION, 2 WAY FUEL HOSE	1	
12	18498-99E10	PROTECTOR (15.4X18.4X610)	1	L:610->230
13	18498-96J20	PROTECTOR (13.5X16.5X370)	1	
14	18498-99E10	PROTECTOR (15.4X18.4X610)	1	L:610->280
15	09280-33004	O RING (D:3.1,ID:32.7)	1	
16	09401-11423	CLIP	5	
17	09401-13424	CLIP	2	
18	09408-00105	CLAMP	2	
19	01550-06167	BOLT	2	
20	09103-06211	BOLT (6X25)	2	
21	13144-96J00	GUARD, FUEL PUMP	1	
22	09251-09005	CAP	1	

FIG. 160A

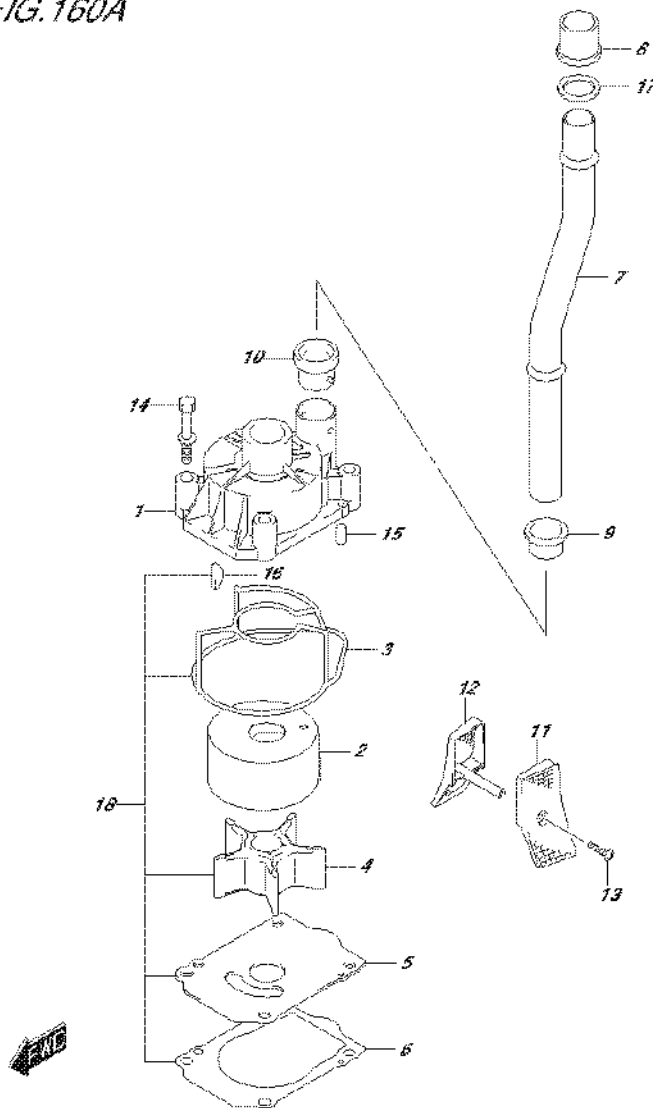


FIG.160A (1-L-12) WATER PUMP (DF150T E01)

REF NO.	PART NO.	DESCRIPTION	Q'TY	REMARKS
1	17411-96J01	CASE, WATER PUMP	1	
2	17413-96J01	SLEEVE, PUMP CASE	1	
3	17416-96J00	SEALING, PUMP CASE	1	
4	17461-90J01	IMPELLER, WATER PUMP	1	
5	17471-93J02	PANEL, PUMP CASE UNDER	1	
6	17472-93J00	GASKET, PUMP CASE PANEL	1	
7-1	17560-96J01	TUBE, WATER (L)	1	W/TRANSOM(L)
7-2	17561-96J11	TUBE, WATER (X)	1	W/TRANSOM(X)
8	17562-93J01	BUSH, WATER TUBE UPPER	1	
9	17563-93J00	BUSH, WATER TUBE LOWER	1	
10	17564-93J00	BUSH, WATER PUMP CASE	1	
11-1	17631-93J20	FILTER, WATER PORT SIDE	1	
11-2	17631-93J30	FILTER, WATER PORT SIDE	1	OPT
12-1	17632-93J20	FILTER, WATER STBD SIDE	1	
12-2	17632-93J30	FILTER, WATER STBD SIDE	1	OPT
13-1	09132-04034	SCREW (4X18)	1	W/TRANSOM(L)
13-2	09132-04034	SCREW (4X18)	2	W/TRANSOM(X)
14	09116-08131	BOLT (8X45)	4	
15	09202-06031	PIN (6X12)	2	
16	09420-05009	KEY	1	
17	09168-20003	GASKET (20X27X2)	1	W/TRANSOM(X)
18	17400-96J02	WATER PUMP REPAIR KIT	1	OPT

FIG.160B

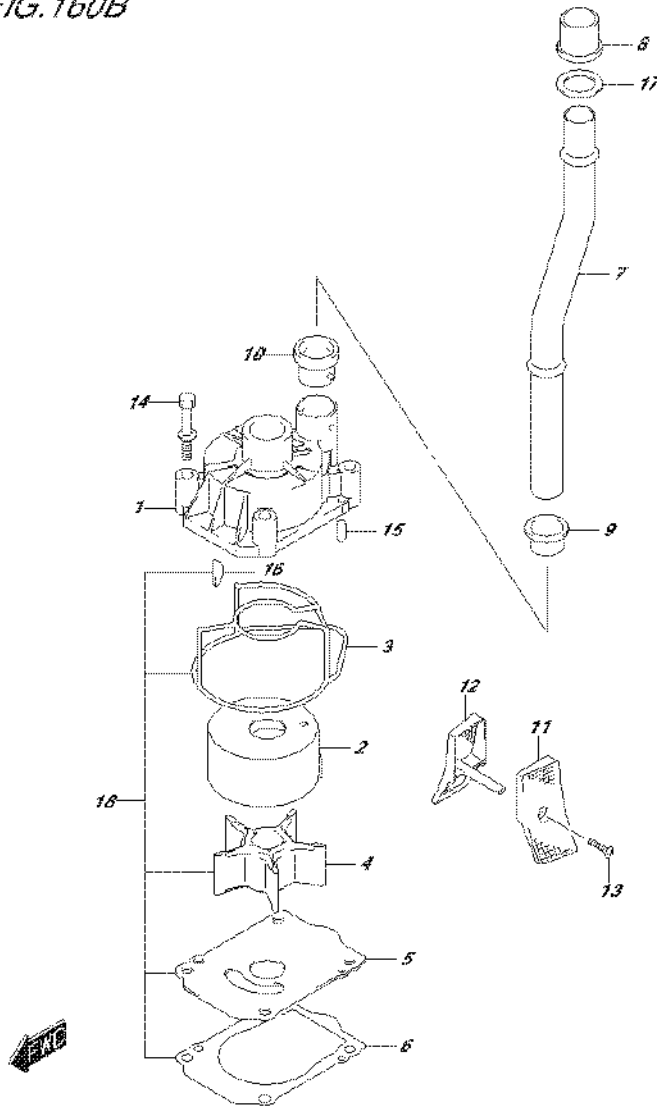


FIG.160B (1-L-13) WATER PUMP (DF150T E40)

REF NO.	PART NO.	DESCRIPTION	Q'TY	REMARKS
1	17411-96J01	CASE, WATER PUMP	1	
2	17413-96J11	SLEEVE, PUMP CASE	1	
3	17416-96J00	SEALING, PUMP CASE	1	
4	17461-90J01	IMPELLER, WATER PUMP	1	
5	17471-93J12	PANEL, PUMP CASE UNDER	1	
6	17472-93J00	GASKET, PUMP CASE PANEL	1	
7-1	17560-96J01	TUBE, WATER (L)	1	W/TRANSOM(L)
7-2	17561-96J11	TUBE, WATER (X)	1	W/TRANSOM(X)
8	17562-93J01	BUSH, WATER TUBE UPPER	1	
9	17563-93J00	BUSH, WATER TUBE LOWER	1	
10	17564-93J00	BUSH, WATER PUMP CASE	1	
11-1	17631-93J20	FILTER, WATER PORT SIDE	1	
11-2	17631-93J30	FILTER, WATER PORT SIDE	1	OPT
12-1	17632-93J20	FILTER, WATER STBD SIDE	1	
12-2	17632-93J30	FILTER, WATER STBD SIDE	1	OPT
13-1	09132-04034	SCREW (4X18)	1	W/TRANSOM(L)
13-2	09132-04034	SCREW (4X18)	2	W/TRANSOM(X)
14	09116-08131	BOLT (8X45)	4	
15	09202-06031	PIN (6X12)	2	
16	09420-05009	KEY	1	
17	09168-20002	GASKET (20.5X30X1.5)	1	W/TRANSOM(X)
18	17400-96J02	WATER PUMP REPAIR KIT	1	OPT

FIG.160C

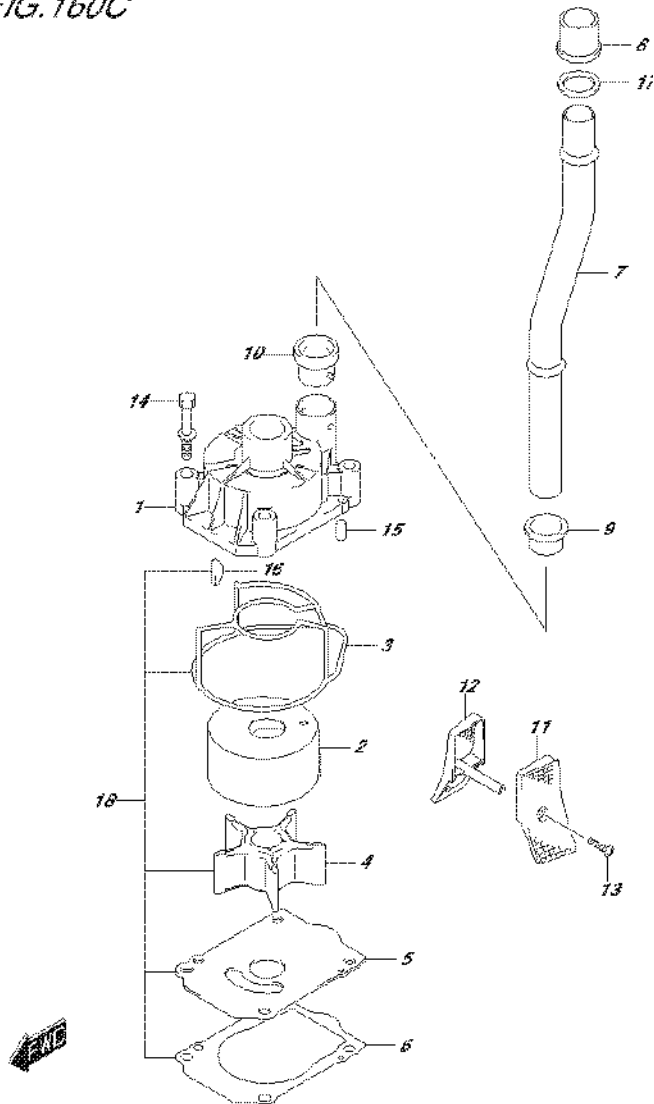
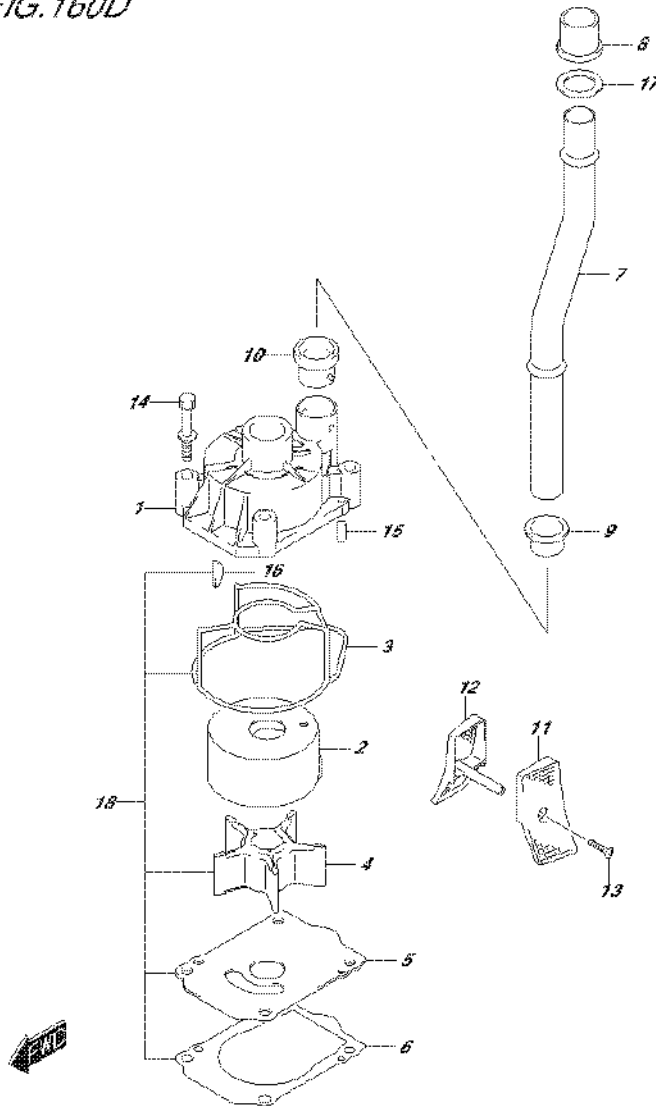


FIG.160C (1-L-14) WATER PUMP (DF150TG E01)

REF NO.	PART NO.	DESCRIPTION	Q'TY	REMARKS
1	17411-96J01	CASE, WATER PUMP	1	
2	17413-96J01	SLEEVE, PUMP CASE	1	
3	17416-96J00	SEALING, PUMP CASE	1	
4	17461-90J01	IMPELLER, WATER PUMP	1	
5	17471-93J02	PANEL, PUMP CASE UNDER	1	
6	17472-93J00	GASKET, PUMP CASE PANEL	1	
7-1	17560-96J01	TUBE, WATER (L)	1	W/TRANSOM(L)
7-2	17561-96J11	TUBE, WATER (X)	1	W/TRANSOM(X)
8	17562-93J01	BUSH, WATER TUBE UPPER	1	
9	17563-93J00	BUSH, WATER TUBE LOWER	1	
10	17564-93J00	BUSH, WATER PUMP CASE	1	
11	17631-93J20	FILTER, WATER PORT SIDE	1	
12	17632-93J20	FILTER, WATER STBD SIDE	1	
13-1	09132-04034	SCREW (4X18)	1	W/TRANSOM(L)
13-2	09132-04034	SCREW (4X18)	2	W/TRANSOM(X)
14	09116-08131	BOLT (8X45)	4	
15	09202-06031	PIN (6X12)	2	
16	09420-05009	KEY	1	
17	09168-20003	GASKET (20X27X2)	1	W/TRANSOM(X)
18	17400-96J02	WATER PUMP REPAIR KIT	1	OPT

FIG.160D



DF175_E01_016_160D
WATER PUMP

FIG.160D (1-L-15) WATER PUMP (DF150TG E40)

REF NO.	PART NO.	DESCRIPTION	Q'TY	REMARKS
1	17411-96J01	CASE, WATER PUMP	1	
2	17413-96J11	SLEEVE, PUMP CASE	1	
3	17416-96J00	SEALING, PUMP CASE	1	
4	17461-90J01	IMPELLER, WATER PUMP	1	
5	17471-93J12	PANEL, PUMP CASE UNDER	1	
6	17472-93J00	GASKET, PUMP CASE PANEL	1	
7-1	17560-96J01	TUBE, WATER (L)	1	W/TRANSOM(L)
7-2	17561-96J11	TUBE, WATER (X)	1	W/TRANSOM(X)
8	17562-93J01	BUSH, WATER TUBE UPPER	1	
9	17563-93J00	BUSH, WATER TUBE LOWER	1	
10	17564-93J00	BUSH, WATER PUMP CASE	1	
11	17631-93J20	FILTER, WATER PORT SIDE	1	
12	17632-93J20	FILTER, WATER STBD SIDE	1	
13-1	09132-04034	SCREW (4X18)	1	W/TRANSOM(L)
13-2	09132-04034	SCREW (4X18)	2	W/TRANSOM(X)
14	09116-08131	BOLT (8X45)	4	
15	09202-06031	PIN (6X12)	2	
16	09420-05009	KEY	1	
17	09168-20002	GASKET (20.5X30X1.5)	1	W/TRANSOM(X)
18	17400-96J02	WATER PUMP REPAIR KIT	1	OPT

DF175_E01_016

FIG.160E

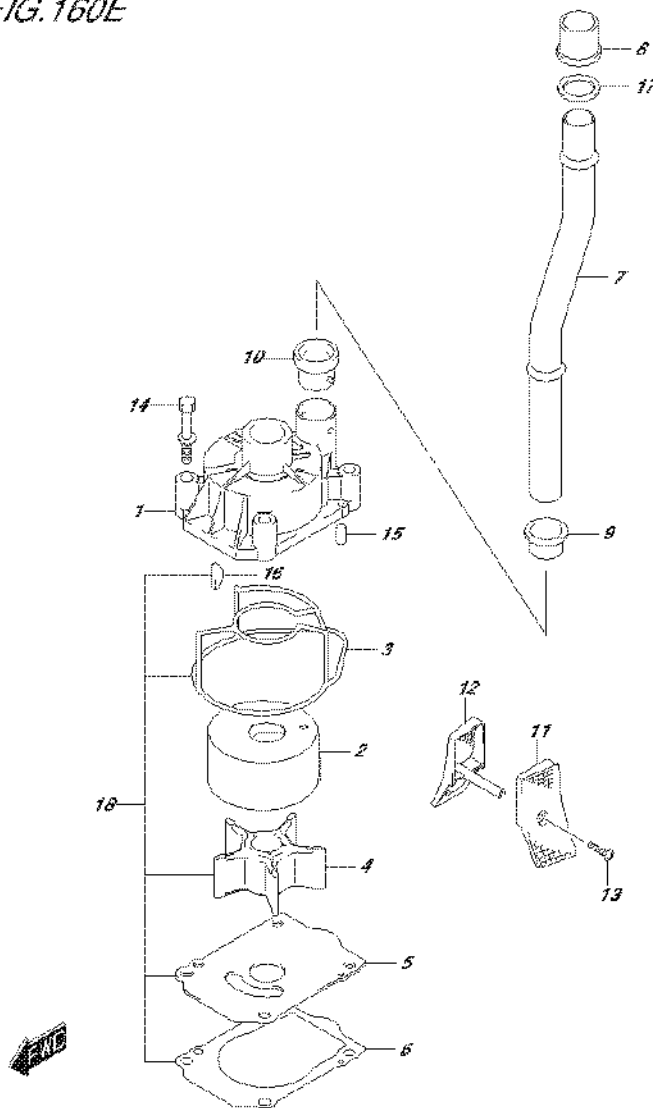


FIG.160E (2-B-2) WATER PUMP (DF150Z E01)

REF NO.	PART NO.	DESCRIPTION	Q'TY	REMARKS
1	17411-96J01	CASE, WATER PUMP	1	
2	17413-96J01	SLEEVE, PUMP CASE	1	
3	17416-96J00	SEALING, PUMP CASE	1	
4	17461-90J01	IMPELLER, WATER PUMP	1	
5	17471-93J02	PANEL, PUMP CASE UNDER	1	
6	17472-93J00	GASKET, PUMP CASE PANEL	1	
7-1	17560-96J01	TUBE, WATER (L)	1	W/TRANSOM(L)
7-2	17561-96J11	TUBE, WATER (X)	1	W/TRANSOM(X)
8	17562-93J01	BUSH, WATER TUBE UPPER	1	
9	17563-93J00	BUSH, WATER TUBE LOWER	1	
10	17564-93J00	BUSH, WATER PUMP CASE	1	
11-1	17631-93J20	FILTER, WATER PORT SIDE	1	
11-2	17631-93J30	FILTER, WATER PORT SIDE	1	OPT
12-1	17632-93J20	FILTER, WATER STBD SIDE	1	
12-2	17632-93J30	FILTER, WATER STBD SIDE	1	OPT
13-1	09132-04034	SCREW (4X18)	1	W/TRANSOM(L)
13-2	09132-04034	SCREW (4X18)	2	W/TRANSOM(X)
14	09116-08131	BOLT (8X45)	4	
15	09202-06031	PIN (6X12)	2	
16	09420-05009	KEY	1	
17	09168-20003	GASKET (20X27X2)	1	W/TRANSOM(X)
18	17400-96J02	WATER PUMP REPAIR KIT	1	OPT

FIG.160F

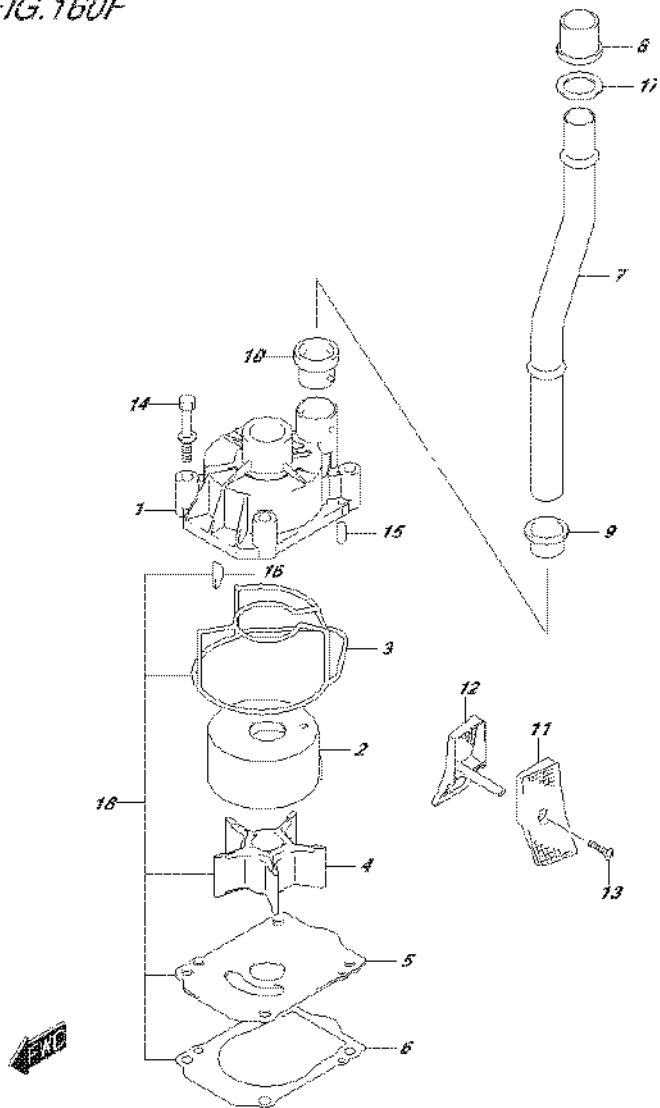


FIG.160F (2-B-3) WATER PUMP (DF150Z E40)

REF NO.	PART NO.	DESCRIPTION	Q'TY	REMARKS
1	17411-96J01	CASE, WATER PUMP	1	
2	17413-96J11	SLEEVE, PUMP CASE	1	
3	17416-96J00	SEALING, PUMP CASE	1	
4	17461-90J01	IMPELLER, WATER PUMP	1	
5	17471-93J12	PANEL, PUMP CASE UNDER	1	
6	17472-93J00	GASKET, PUMP CASE PANEL	1	
7-1	17560-96J01	TUBE, WATER (L)	1	W/TRANSOM(L)
7-2	17561-96J11	TUBE, WATER (X)	1	W/TRANSOM(X)
8	17562-93J01	BUSH, WATER TUBE UPPER	1	
9	17563-93J00	BUSH, WATER TUBE LOWER	1	
10	17564-93J00	BUSH, WATER PUMP CASE	1	
11-1	17631-93J20	FILTER, WATER PORT SIDE	1	
11-2	17631-93J30	FILTER, WATER PORT SIDE	1	OPT
12-1	17632-93J20	FILTER, WATER STBD SIDE	1	
12-2	17632-93J30	FILTER, WATER STBD SIDE	1	OPT
13-1	09132-04034	SCREW (4X18)	1	W/TRANSOM(L)
13-2	09132-04034	SCREW (4X18)	2	W/TRANSOM(X)
14	09116-08131	BOLT (8X45)	4	
15	09202-06031	PIN (6X12)	2	
16	09420-05009	KEY	1	
17	09168-20002	GASKET (20.5X30X1.5)	1	W/TRANSOM(X)
18	17400-96J02	WATER PUMP REPAIR KIT	1	OPT

FIG.160G

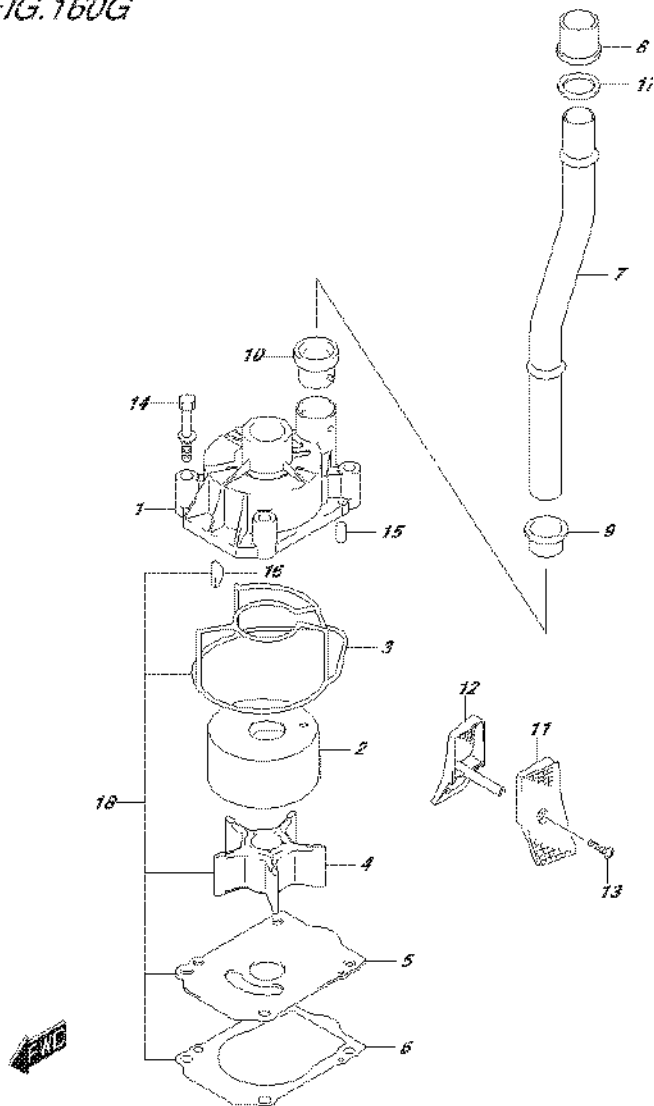


FIG.160G (2-B-4) WATER PUMP (DF150ZG E01)

REF NO.	PART NO.	DESCRIPTION	Q'TY	REMARKS
1	17411-96J01	CASE, WATER PUMP	1	
2	17413-96J01	SLEEVE, PUMP CASE	1	
3	17416-96J00	SEALING, PUMP CASE	1	
4	17461-90J01	IMPELLER, WATER PUMP	1	
5	17471-93J02	PANEL, PUMP CASE UNDER	1	
6	17472-93J00	GASKET, PUMP CASE PANEL	1	
7-1	17560-96J01	TUBE, WATER (L)	1	W/TRANSOM(L)
7-2	17561-96J11	TUBE, WATER (X)	1	W/TRANSOM(X)
8	17562-93J01	BUSH, WATER TUBE UPPER	1	
9	17563-93J00	BUSH, WATER TUBE LOWER	1	
10	17564-93J00	BUSH, WATER PUMP CASE	1	
11	17631-93J20	FILTER, WATER PORT SIDE	1	
12	17632-93J20	FILTER, WATER STBD SIDE	1	
13-1	09132-04034	SCREW (4X18)	1	W/TRANSOM(L)
13-2	09132-04034	SCREW (4X18)	2	W/TRANSOM(X)
14	09116-08131	BOLT (8X45)	4	
15	09202-06031	PIN (6X12)	2	
16	09420-05009	KEY	1	
17	09168-20003	GASKET (20X27X2)	1	W/TRANSOM(X)
18	17400-96J02	WATER PUMP REPAIR KIT	1	OPT

FIG.160H

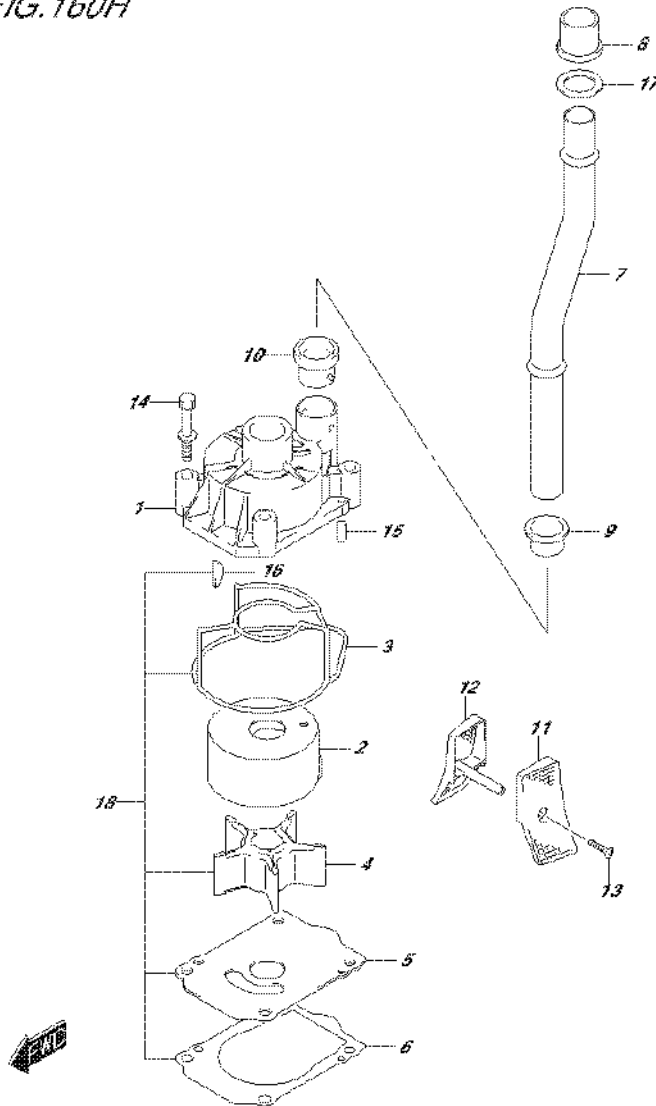


FIG.160H (2-B-5) WATER PUMP (DF150ZG E40)

REF NO.	PART NO.	DESCRIPTION	Q'TY	REMARKS
1	17411-96J01	CASE, WATER PUMP	1	
2	17413-96J11	SLEEVE, PUMP CASE	1	
3	17416-96J00	SEALING, PUMP CASE	1	
4	17461-90J01	IMPELLER, WATER PUMP	1	
5	17471-93J12	PANEL, PUMP CASE UNDER	1	
6	17472-93J00	GASKET, PUMP CASE PANEL	1	
7-1	17560-96J01	TUBE, WATER (L)	1	W/TRANSOM(L)
7-2	17561-96J11	TUBE, WATER (X)	1	W/TRANSOM(X)
8	17562-93J01	BUSH, WATER TUBE UPPER	1	
9	17563-93J00	BUSH, WATER TUBE LOWER	1	
10	17564-93J00	BUSH, WATER PUMP CASE	1	
11	17631-93J20	FILTER, WATER PORT SIDE	1	
12	17632-93J20	FILTER, WATER STBD SIDE	1	
13-1	09132-04034	SCREW (4X18)	1	W/TRANSOM(L)
13-2	09132-04034	SCREW (4X18)	2	W/TRANSOM(X)
14	09116-08131	BOLT (8X45)	4	
15	09202-06031	PIN (6X12)	2	
16	09420-05009	KEY	1	
17	09168-20002	GASKET (20.5X30X1.5)	1	W/TRANSOM(X)
18	17400-96J02	WATER PUMP REPAIR KIT	1	OPT

FIG.160J

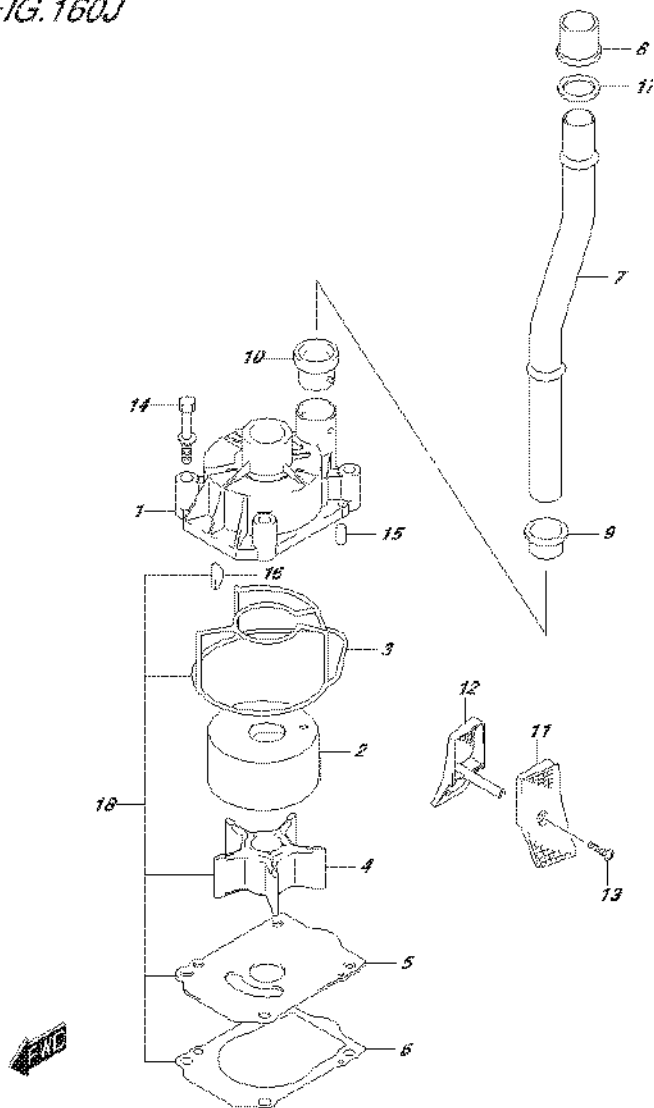


FIG.160J (2-B-6) WATER PUMP (DF175T E01)

REF NO.	PART NO.	DESCRIPTION	Q'TY	REMARKS
1	17411-96J01	CASE, WATER PUMP	1	
2	17413-96J01	SLEEVE, PUMP CASE	1	
3	17416-96J00	SEALING, PUMP CASE	1	
4	17461-90J01	IMPELLER, WATER PUMP	1	
5	17471-93J02	PANEL, PUMP CASE UNDER	1	
6	17472-93J00	GASKET, PUMP CASE PANEL	1	
7-1	17560-96J01	TUBE, WATER (L)	1	W/TRANSOM(L)
7-2	17561-96J11	TUBE, WATER (X)	1	W/TRANSOM(X)
8	17562-93J01	BUSH, WATER TUBE UPPER	1	
9	17563-93J00	BUSH, WATER TUBE LOWER	1	
10	17564-93J00	BUSH, WATER PUMP CASE	1	
11-1	17631-93J20	FILTER, WATER PORT SIDE	1	
11-2	17631-93J30	FILTER, WATER PORT SIDE	1	OPT
12-1	17632-93J20	FILTER, WATER STBD SIDE	1	
12-2	17632-93J30	FILTER, WATER STBD SIDE	1	OPT
13-1	09132-04034	SCREW (4X18)	1	W/TRANSOM(L)
13-2	09132-04034	SCREW (4X18)	2	W/TRANSOM(X)
14	09116-08131	BOLT (8X45)	4	
15	09202-06031	PIN (6X12)	2	
16	09420-05009	KEY	1	
17	09168-20003	GASKET (20X27X2)	1	W/TRANSOM(X)
18	17400-96J02	WATER PUMP REPAIR KIT	1	OPT

FIG.160K

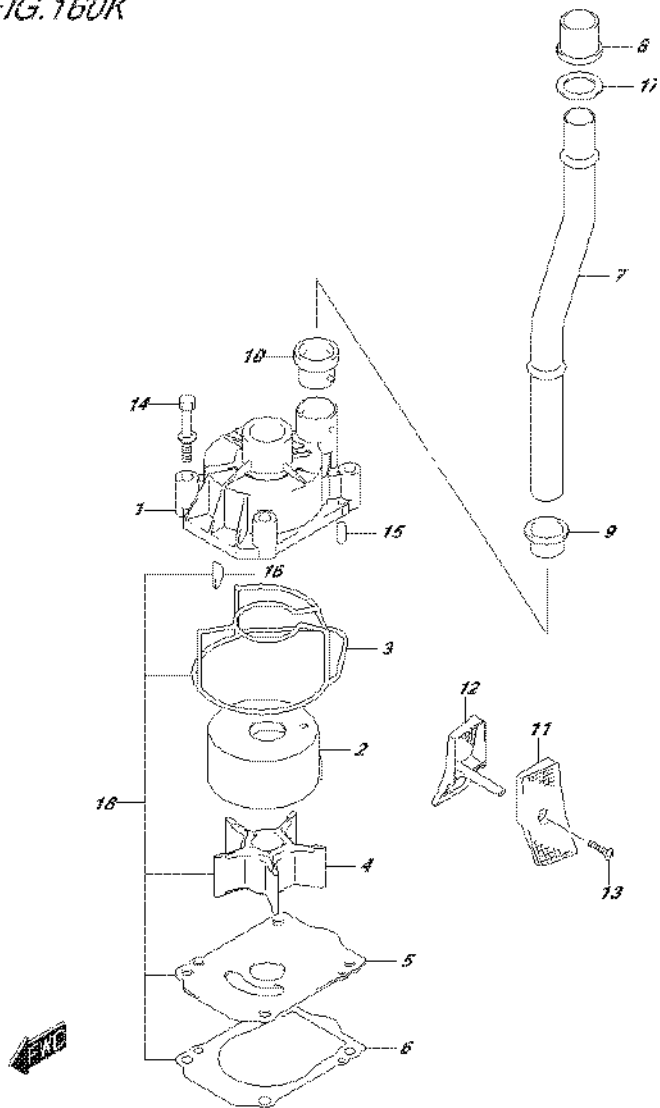


FIG.160K (2-B-7) WATER PUMP (DF175T E40)

REF NO.	PART NO.	DESCRIPTION	Q'TY	REMARKS
1	17411-96J01	CASE, WATER PUMP	1	
2	17413-96J11	SLEEVE, PUMP CASE	1	
3	17416-96J00	SEALING, PUMP CASE	1	
4	17461-90J01	IMPELLER, WATER PUMP	1	
5	17471-93J12	PANEL, PUMP CASE UNDER	1	
6	17472-93J00	GASKET, PUMP CASE PANEL	1	
7-1	17560-96J01	TUBE, WATER (L)	1	W/TRANSOM(L)
7-2	17561-96J11	TUBE, WATER (X)	1	W/TRANSOM(X)
8	17562-93J01	BUSH, WATER TUBE UPPER	1	
9	17563-93J00	BUSH, WATER TUBE LOWER	1	
10	17564-93J00	BUSH, WATER PUMP CASE	1	
11-1	17631-93J20	FILTER, WATER PORT SIDE	1	
11-2	17631-93J30	FILTER, WATER PORT SIDE	1	OPT
12-1	17632-93J20	FILTER, WATER STBD SIDE	1	
12-2	17632-93J30	FILTER, WATER STBD SIDE	1	OPT
13-1	09132-04034	SCREW (4X18)	1	W/TRANSOM(L)
13-2	09132-04034	SCREW (4X18)	2	W/TRANSOM(X)
14	09116-08131	BOLT (8X45)	4	
15	09202-06031	PIN (6X12)	2	
16	09420-05009	KEY	1	
17	09168-20002	GASKET (20.5X30X1.5)	1	W/TRANSOM(X)
18	17400-96J02	WATER PUMP REPAIR KIT	1	OPT

FIG. 160L

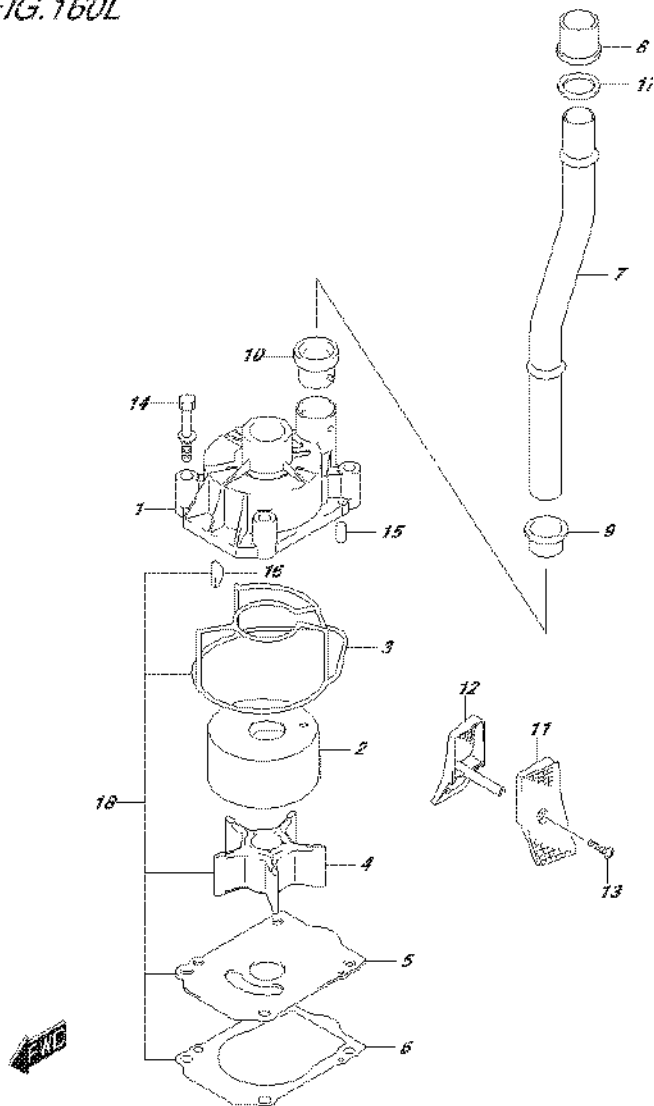


FIG.160L (2-B-8) WATER PUMP (DF175TG E01)

REF NO.	PART NO.	DESCRIPTION	Q'TY	REMARKS
1	17411-96J01	CASE, WATER PUMP	1	
2	17413-96J01	SLEEVE, PUMP CASE	1	
3	17416-96J00	SEALING, PUMP CASE	1	
4	17461-90J01	IMPELLER, WATER PUMP	1	
5	17471-93J02	PANEL, PUMP CASE UNDER	1	
6	17472-93J00	GASKET, PUMP CASE PANEL	1	
7-1	17560-96J01	TUBE, WATER (L)	1	W/TRANSOM(L)
7-2	17561-96J11	TUBE, WATER (X)	1	W/TRANSOM(X)
8	17562-93J01	BUSH, WATER TUBE UPPER	1	
9	17563-93J00	BUSH, WATER TUBE LOWER	1	
10	17564-93J00	BUSH, WATER PUMP CASE	1	
11	17631-93J20	FILTER, WATER PORT SIDE	1	
12	17632-93J20	FILTER, WATER STBD SIDE	1	
13-1	09132-04034	SCREW (4X18)	1	W/TRANSOM(L)
13-2	09132-04034	SCREW (4X18)	2	W/TRANSOM(X)
14	09116-08131	BOLT (8X45)	4	
15	09202-06031	PIN (6X12)	2	
16	09420-05009	KEY	1	
17	09168-20003	GASKET (20X27X2)	1	W/TRANSOM(X)
18	17400-96J02	WATER PUMP REPAIR KIT	1	OPT

FIG.160M

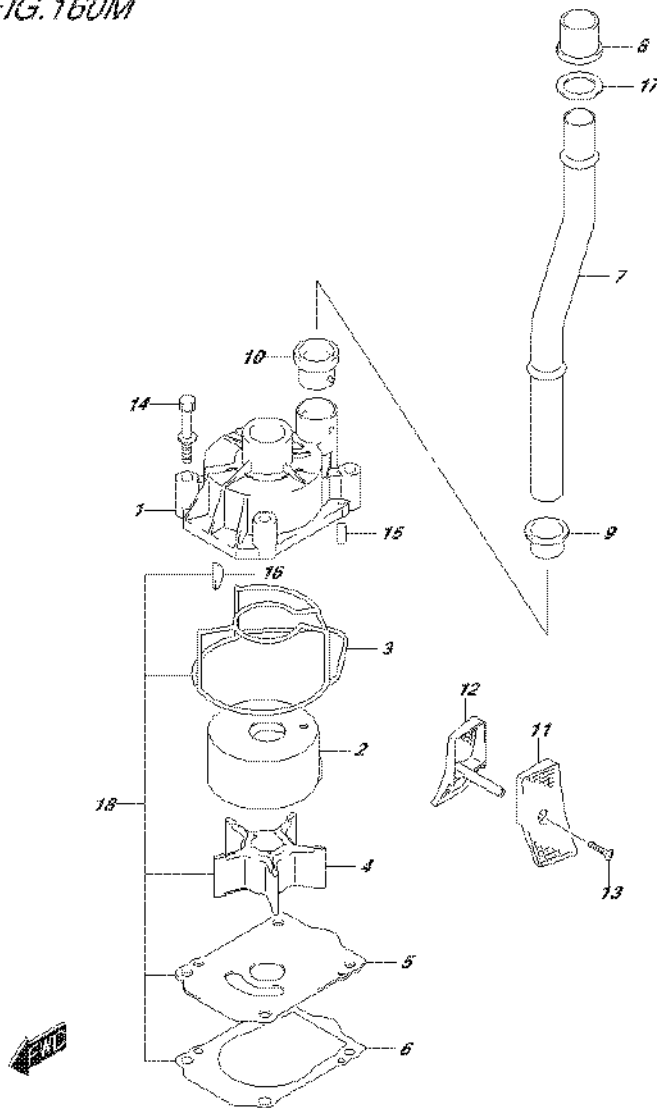
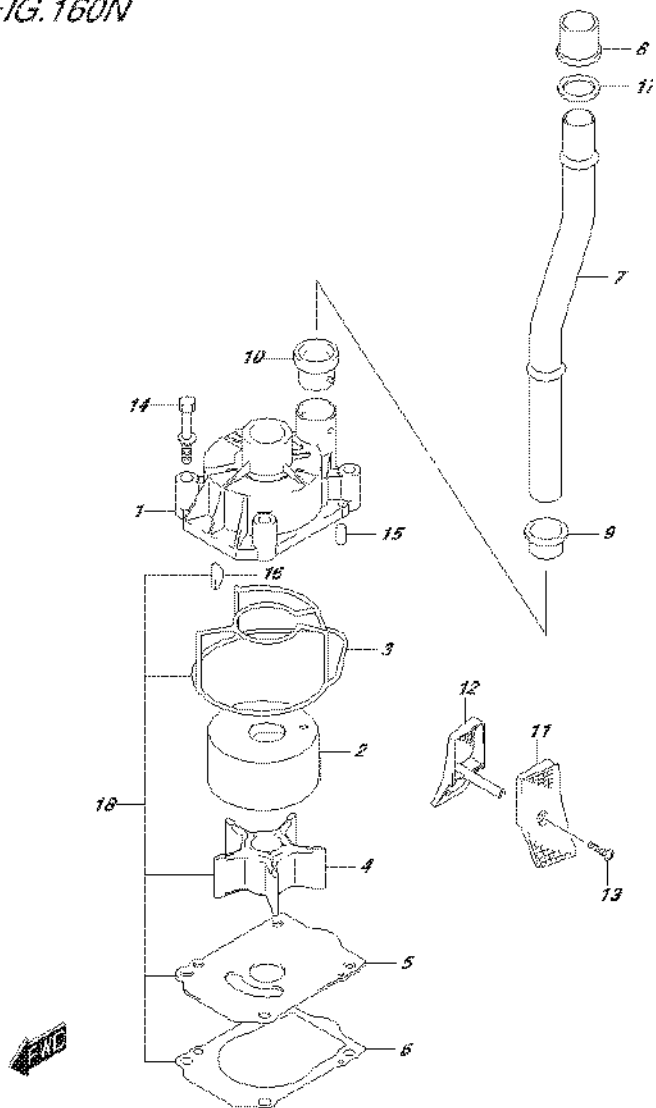


FIG.160M (2-B-9) WATER PUMP (DF175TG E40)

REF NO.	PART NO.	DESCRIPTION	Q'TY	REMARKS
1	17411-96J01	CASE, WATER PUMP	1	
2	17413-96J11	SLEEVE, PUMP CASE	1	
3	17416-96J00	SEALING, PUMP CASE	1	
4	17461-90J01	IMPELLER, WATER PUMP	1	
5	17471-93J12	PANEL, PUMP CASE UNDER	1	
6	17472-93J00	GASKET, PUMP CASE PANEL	1	
7-1	17560-96J01	TUBE, WATER (L)	1	W/TRANSOM(L)
7-2	17561-96J11	TUBE, WATER (X)	1	W/TRANSOM(X)
8	17562-93J01	BUSH, WATER TUBE UPPER	1	
9	17563-93J00	BUSH, WATER TUBE LOWER	1	
10	17564-93J00	BUSH, WATER PUMP CASE	1	
11	17631-93J20	FILTER, WATER PORT SIDE	1	
12	17632-93J20	FILTER, WATER STBD SIDE	1	
13-1	09132-04034	SCREW (4X18)	1	W/TRANSOM(L)
13-2	09132-04034	SCREW (4X18)	2	W/TRANSOM(X)
14	09116-08131	BOLT (8X45)	4	
15	09202-06031	PIN (6X12)	2	
16	09420-05009	KEY	1	
17	09168-20002	GASKET (20.5X30X1.5)	1	W/TRANSOM(X)
18	17400-96J02	WATER PUMP REPAIR KIT	1	OPT

FIG.160N



DF175_E01_016_160N
WATER PUMP

FIG.160N (2-B-10) WATER PUMP (DF175Z E01)

REF NO.	PART NO.	DESCRIPTION	Q'TY	REMARKS
1	17411-96J01	CASE, WATER PUMP	1	
2	17413-96J01	SLEEVE, PUMP CASE	1	
3	17416-96J00	SEALING, PUMP CASE	1	
4	17461-90J01	IMPELLER, WATER PUMP	1	
5	17471-93J02	PANEL, PUMP CASE UNDER	1	
6	17472-93J00	GASKET, PUMP CASE PANEL	1	
7-1	17560-96J01	TUBE, WATER (L)	1	W/TRANSOM(L)
7-2	17561-96J11	TUBE, WATER (X)	1	W/TRANSOM(X)
8	17562-93J01	BUSH, WATER TUBE UPPER	1	
9	17563-93J00	BUSH, WATER TUBE LOWER	1	
10	17564-93J00	BUSH, WATER PUMP CASE	1	
11-1	17631-93J20	FILTER, WATER PORT SIDE	1	
11-2	17631-93J30	FILTER, WATER PORT SIDE	1	OPT
12-1	17632-93J20	FILTER, WATER STBD SIDE	1	
12-2	17632-93J30	FILTER, WATER STBD SIDE	1	OPT
13-1	09132-04034	SCREW (4X18)	1	W/TRANSOM(L)
13-2	09132-04034	SCREW (4X18)	2	W/TRANSOM(X)
14	09116-08131	BOLT (8X45)	4	
15	09202-06031	PIN (6X12)	2	
16	09420-05009	KEY	1	
17	09168-20003	GASKET (20X27X2)	1	W/TRANSOM(X)
18	17400-96J02	WATER PUMP REPAIR KIT	1	OPT

DF175_E01_016

FIG.160P

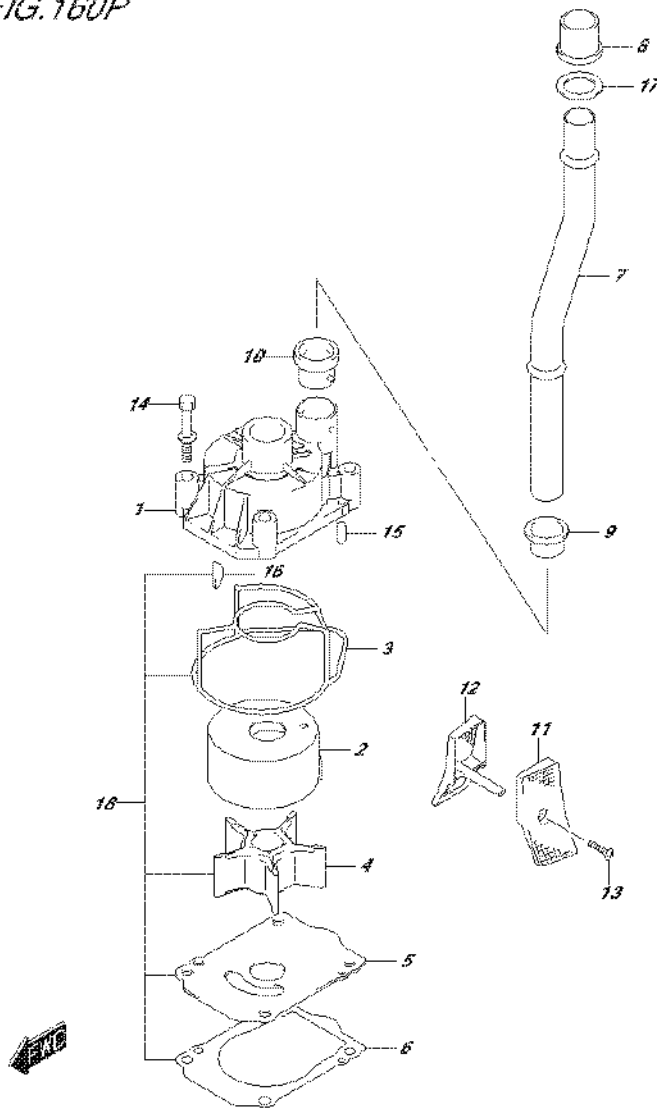


FIG.160P (2-B-11) WATER PUMP (DF175Z E40)

REF NO.	PART NO.	DESCRIPTION	Q'TY	REMARKS
1	17411-96J01	CASE, WATER PUMP	1	
2	17413-96J11	SLEEVE, PUMP CASE	1	
3	17416-96J00	SEALING, PUMP CASE	1	
4	17461-90J01	IMPELLER, WATER PUMP	1	
5	17471-93J12	PANEL, PUMP CASE UNDER	1	
6	17472-93J00	GASKET, PUMP CASE PANEL	1	
7-1	17560-96J01	TUBE, WATER (L)	1	W/TRANSOM(L)
7-2	17561-96J11	TUBE, WATER (X)	1	W/TRANSOM(X)
8	17562-93J01	BUSH, WATER TUBE UPPER	1	
9	17563-93J00	BUSH, WATER TUBE LOWER	1	
10	17564-93J00	BUSH, WATER PUMP CASE	1	
11-1	17631-93J20	FILTER, WATER PORT SIDE	1	
11-2	17631-93J30	FILTER, WATER PORT SIDE	1	OPT
12-1	17632-93J20	FILTER, WATER STBD SIDE	1	
12-2	17632-93J30	FILTER, WATER STBD SIDE	1	OPT
13-1	09132-04034	SCREW (4X18)	1	W/TRANSOM(L)
13-2	09132-04034	SCREW (4X18)	2	W/TRANSOM(X)
14	09116-08131	BOLT (8X45)	4	
15	09202-06031	PIN (6X12)	2	
16	09420-05009	KEY	1	
17	09168-20002	GASKET (20.5X30X1.5)	1	W/TRANSOM(X)
18	17400-96J02	WATER PUMP REPAIR KIT	1	OPT

FIG. 160R

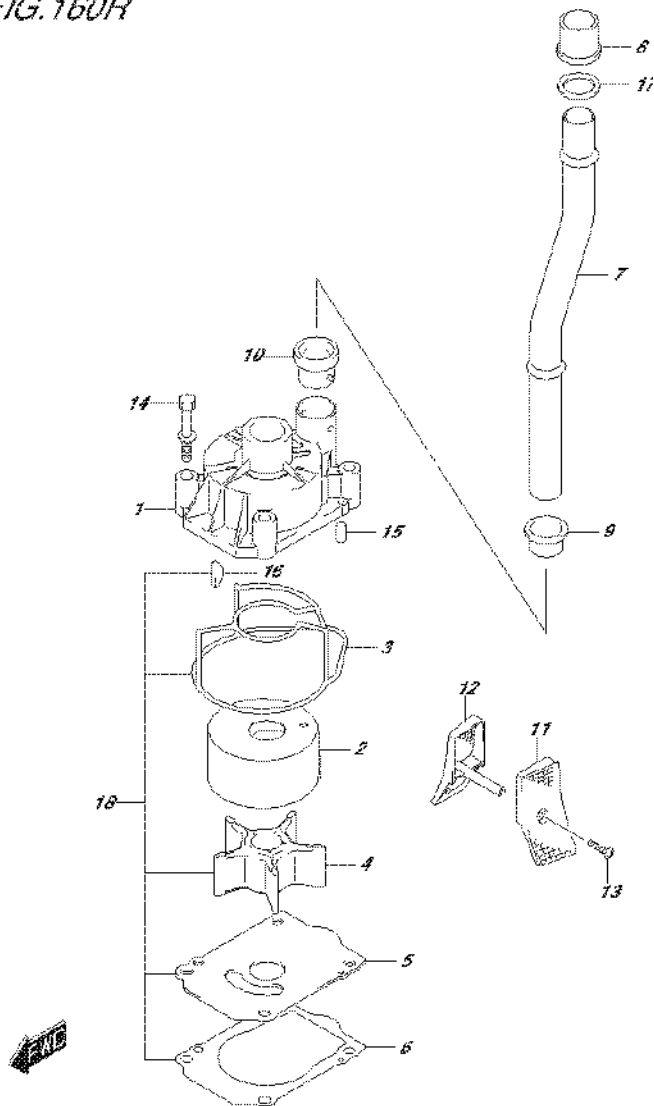


FIG.160R (2-B-12) WATER PUMP (DF175ZG E01)

REF NO.	PART NO.	DESCRIPTION	Q'TY	REMARKS
1	17411-96J01	CASE, WATER PUMP	1	
2	17413-96J01	SLEEVE, PUMP CASE	1	
3	17416-96J00	SEALING, PUMP CASE	1	
4	17461-90J01	IMPELLER, WATER PUMP	1	
5	17471-93J02	PANEL, PUMP CASE UNDER	1	
6	17472-93J00	GASKET, PUMP CASE PANEL	1	
7-1	17560-96J01	TUBE, WATER (L)	1	W/TRANSOM(L)
7-2	17561-96J11	TUBE, WATER (X)	1	W/TRANSOM(X)
8	17562-93J01	BUSH, WATER TUBE UPPER	1	
9	17563-93J00	BUSH, WATER TUBE LOWER	1	
10	17564-93J00	BUSH, WATER PUMP CASE	1	
11	17631-93J20	FILTER, WATER PORT SIDE	1	
12	17632-93J20	FILTER, WATER STBD SIDE	1	
13-1	09132-04034	SCREW (4X18)	1	W/TRANSOM(L)
13-2	09132-04034	SCREW (4X18)	2	W/TRANSOM(X)
14	09116-08131	BOLT (8X45)	4	
15	09202-06031	PIN (6X12)	2	
16	09420-05009	KEY	1	
17	09168-20003	GASKET (20X27X2)	1	W/TRANSOM(X)
18	17400-96J02	WATER PUMP REPAIR KIT	1	OPT

FIG.160S

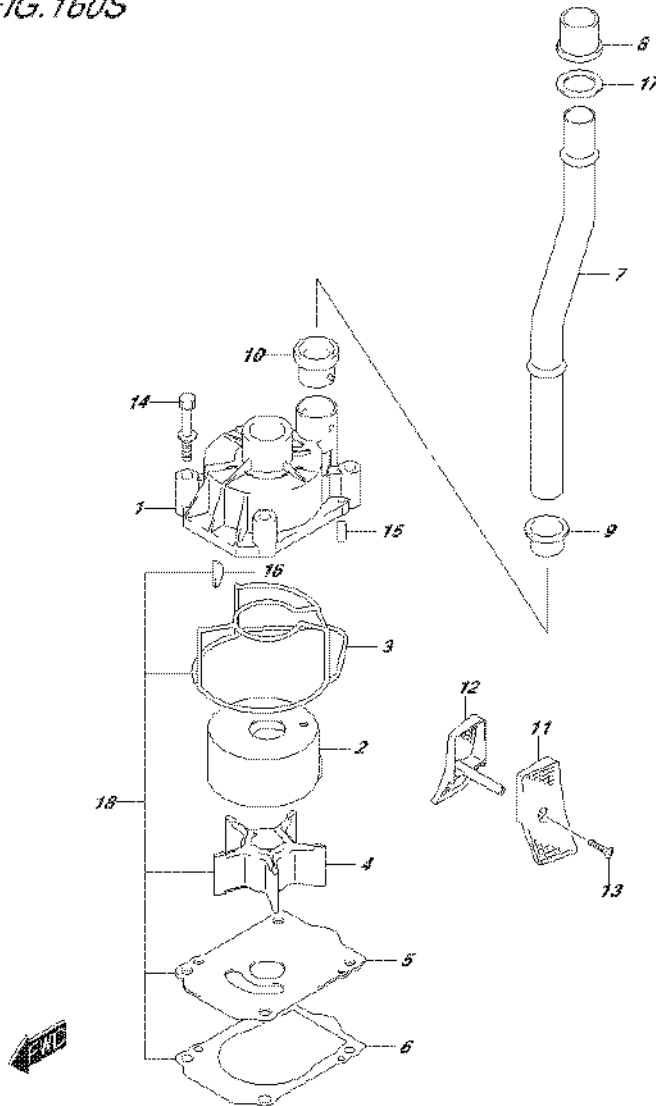


FIG.160S (2-B-13) WATER PUMP (DF175ZG E40)

REF NO.	PART NO.	DESCRIPTION	Q'TY	REMARKS
1	17411-96J01	CASE, WATER PUMP	1	
2	17413-96J11	SLEEVE, PUMP CASE	1	
3	17416-96J00	SEALING, PUMP CASE	1	
4	17461-90J01	IMPELLER, WATER PUMP	1	
5	17471-93J12	PANEL, PUMP CASE UNDER	1	
6	17472-93J00	GASKET, PUMP CASE PANEL	1	
7-1	17560-96J01	TUBE, WATER (L)	1	W/TRANSOM(L)
7-2	17561-96J11	TUBE, WATER (X)	1	W/TRANSOM(X)
8	17562-93J01	BUSH, WATER TUBE UPPER	1	
9	17563-93J00	BUSH, WATER TUBE LOWER	1	
10	17564-93J00	BUSH, WATER PUMP CASE	1	
11	17631-93J20	FILTER, WATER PORT SIDE	1	
12	17632-93J20	FILTER, WATER STBD SIDE	1	
13-1	09132-04034	SCREW (4X18)	1	W/TRANSOM(L)
13-2	09132-04034	SCREW (4X18)	2	W/TRANSOM(X)
14	09116-08131	BOLT (8X45)	4	
15	09202-06031	PIN (6X12)	2	
16	09420-05009	KEY	1	
17	09168-20002	GASKET (20.5X30X1.5)	1	W/TRANSOM(X)
18	17400-96J02	WATER PUMP REPAIR KIT	1	OPT

FIG.162A

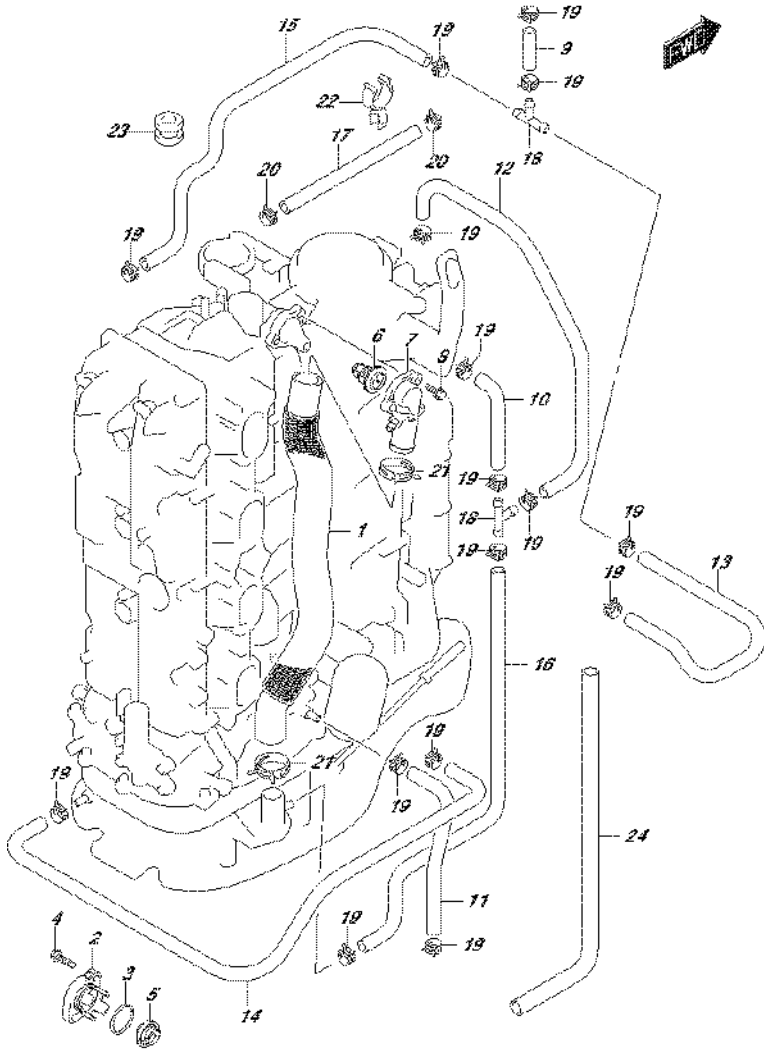


FIG.162A (2-B-14) THERMOSTAT (DF150T E01)

REF NO.	PART NO.	DESCRIPTION	Q'TY	REMARKS
1	11196-96J00	HOSE, WATER RETURN	1	
2-1	17611-90J00-0EP	COVER, WATER PRESS VALVE (BLACK)	1	
2-2	17611-90J00-Y5S	COVER, WATER PRESS VALVE (WHITE)	1	
3	09280-26006	O RING (D:3.1,ID:26.4)	1	
4	09116-06121	BOLT (6X25)	2	
5	17660-90J00	VALVE, WATER PRESSURE	1	
6-1	17670-90J20	THERMOSTAT (50C)	1	
6-2	17670-90J10	THERMOSTAT (71C)	1	OPT
7	17680-96J00	COVER, THERMOSTAT	1	
8	01550-06257	BOLT	3	
9	09352-50903-600	HOSE (5X9X600)	1	L:600->40
10	09352-50903-600	HOSE (5X9X600)	1	L:600->90
11	09352-50903-600	HOSE (5X9X600)	1	L:600->220
12	09352-50903-600	HOSE (5X9X600)	1	L:600->240
13	09352-50903-600	HOSE (5X9X600)	1	L:600->380
14	09352-50903-600	HOSE (5X9X600)	1	L:600->540
15	09352-50903-600	HOSE (5X9X600)	1	
16	09352-50903-600	HOSE (5X9X600)	1	L:600->490
17	09352-90133-600	HOSE (9X13X600)	1	L:600->340
18	09367-06002	JOINT, 3 WAY	2	
19	09401-08413	CLIP	16	
20	09401-13425	CLIP	2	
21	09401-31407	CLIP	2	
22	09408-00060	CLAMP	1	
23	09320-09039	CUSHION	1	
24	18498-96L40	PROTECTOR, HOSE	1	

FIG.162B

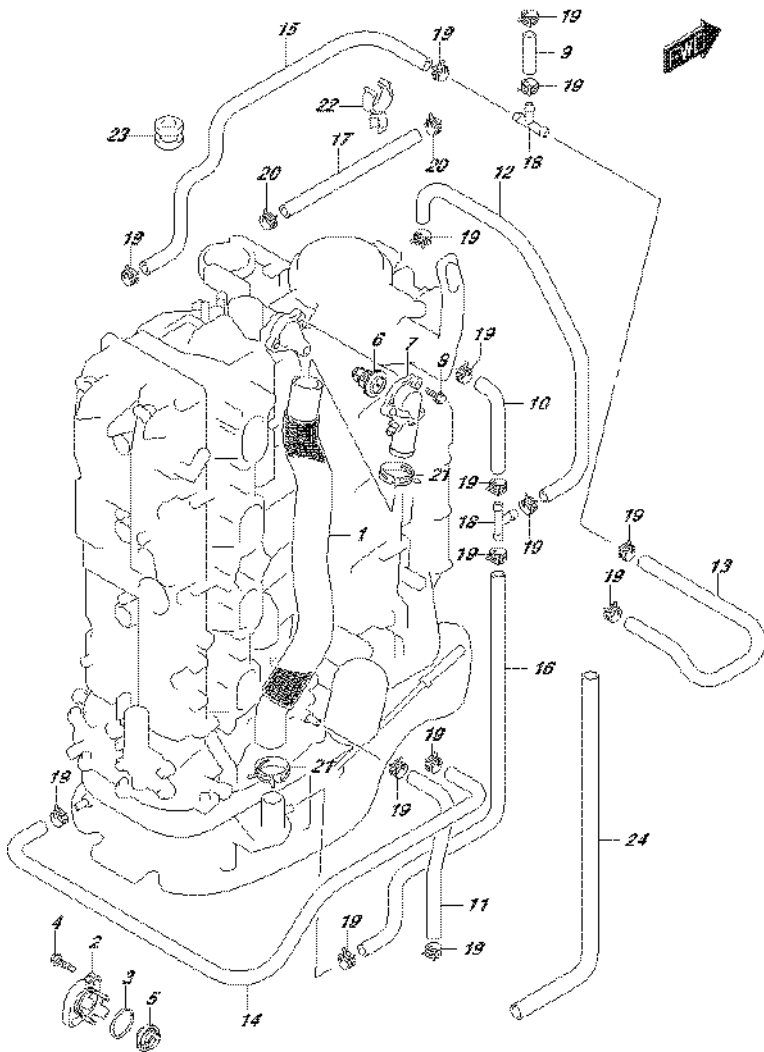


FIG.162B (2-B-15) THERMOSTAT (DF150T E40)

REF NO.	PART NO.	DESCRIPTION	Q'TY	REMARKS
1	11196-96J00	HOSE, WATER RETURN	1	
2-1	17611-90J00-0EP	COVER, WATER PRESS VALVE (BLACK)	1	
2-2	17611-90J00-Y5S	COVER, WATER PRESS VALVE (WHITE)	1	
3	09280-26006	O RING (D:3.1,ID:26.4)	1	
4	09116-06121	BOLT (6X25)	2	
5	17660-90J00	VALVE, WATER PRESSURE	1	
6-1	17670-90J20	THERMOSTAT (50C)	1	
6-2	17670-90J10	THERMOSTAT (71C)	1	OPT
7	17680-96J00	COVER, THERMOSTAT	1	
8	01550-06257	BOLT	3	
9	09352-50903-600	HOSE (5X9X600)	1	L:600->40
10	09352-50903-600	HOSE (5X9X600)	1	L:600->90
11	09352-50903-600	HOSE (5X9X600)	1	L:600->220
12	09352-50903-600	HOSE (5X9X600)	1	L:600->240
13	09352-50903-600	HOSE (5X9X600)	1	L:600->380
14	09352-50903-600	HOSE (5X9X600)	1	L:600->540
15	09352-50903-600	HOSE (5X9X600)	1	
16	09352-50903-600	HOSE (5X9X600)	1	L:600->490
17	09352-90133-600	HOSE (9X13X600)	1	L:600->340
18	09367-06002	JOINT, 3 WAY	2	
19	09401-08413	CLIP	16	
20	09401-13425	CLIP	2	
21	09401-31407	CLIP	2	
22	09408-00060	CLAMP	1	
23	09320-09039	CUSHION	1	
24	18498-96L40	PROTECTOR, HOSE	1	

FIG.162C

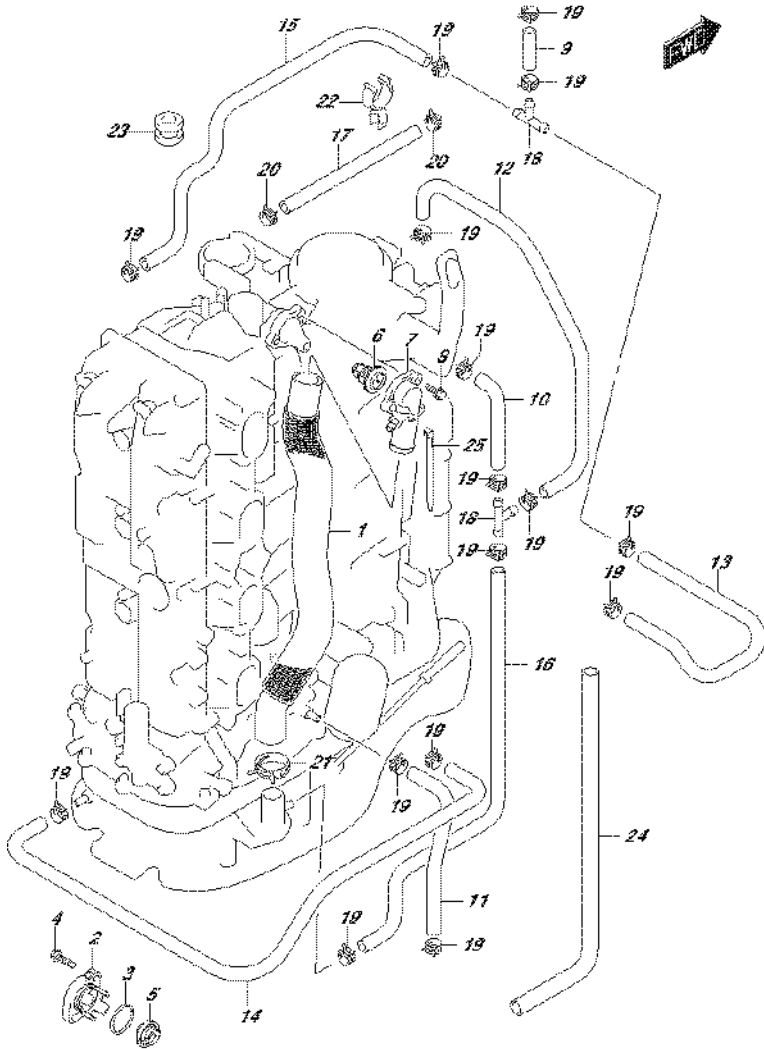


FIG.162C (2-C-2) THERMOSTAT (DF150TG E01)

REF NO.	PART NO.	DESCRIPTION	Q'TY	REMARKS
1	11196-96J00	HOSE, WATER RETURN	1	
2-1	17611-90J00-0EP	COVER, WATER PRESS VALVE (BLACK)	1	
2-2	17611-90J00-Y5S	COVER, WATER PRESS VALVE (WHITE)	1	
3	09280-26006	O RING (D:3.1,ID:26.4)	1	
4	09116-06121	BOLT (6X25)	2	
5	17660-90J00	VALVE, WATER PRESSURE	1	
6-1	17670-90J20	THERMOSTAT (50C)	1	
6-2	17670-90J10	THERMOSTAT (71C)	1	OPT
7	17680-96J00	COVER, THERMOSTAT	1	
8	01550-06257	BOLT	3	
9	09352-50903-600	HOSE (5X9X600)	1	L:600->40
10	09352-50903-600	HOSE (5X9X600)	1	L:600->90
11	09352-50903-600	HOSE (5X9X600)	1	L:600->220
12	09352-50903-600	HOSE (5X9X600)	1	L:600->240
13	09352-50903-600	HOSE (5X9X600)	1	L:600->380
14	09352-50903-600	HOSE (5X9X600)	1	L:600->540
15	09352-50903-600	HOSE (5X9X600)	1	
16	09352-50903-600	HOSE (5X9X600)	1	L:600->490
17	09352-90133-600	HOSE (9X13X600)	1	L:600->340
18	09367-06002	JOINT, 3 WAY	2	
19	09401-08413	CLIP	16	
20	09401-13425	CLIP	2	
21	09401-31407	CLIP	1	
22	09408-00060	CLAMP	1	
23	09320-09039	CUSHION	1	
24	18498-96L40	PROTECTOR, HOSE	1	
25	09407-25402	CLAMP (L:250)	1	

FIG.162D

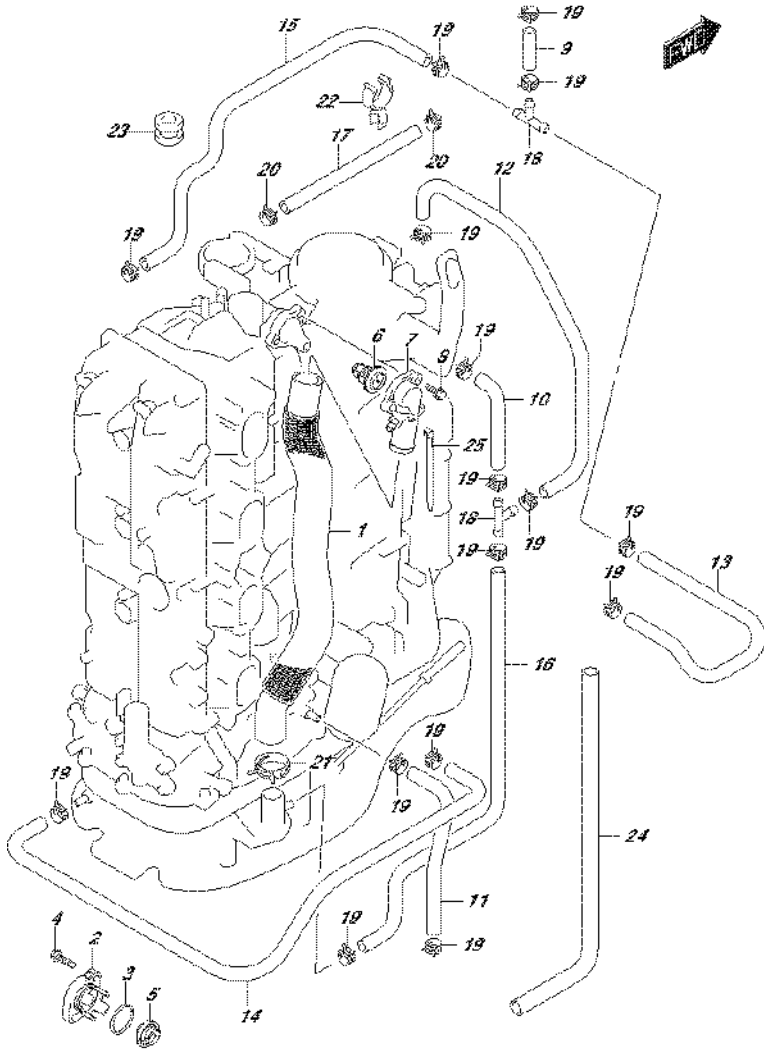


FIG.162D (2-C-3) THERMOSTAT (DF150TG E40)

REF NO.	PART NO.	DESCRIPTION	Q'TY	REMARKS
1	11196-96J00	HOSE, WATER RETURN	1	
2-1	17611-90J00-0EP	COVER, WATER PRESS VALVE (BLACK)	1	
2-2	17611-90J00-Y5S	COVER, WATER PRESS VALVE (WHITE)	1	
3	09280-26006	O RING (D:3.1,ID:26.4)	1	
4	09116-06121	BOLT (6X25)	2	
5	17660-90J00	VALVE, WATER PRESSURE	1	
6-1	17670-90J20	THERMOSTAT (50C)	1	
6-2	17670-90J10	THERMOSTAT (71C)	1	OPT
7	17680-96J00	COVER, THERMOSTAT	1	
8	01550-06257	BOLT	3	
9	09352-50903-600	HOSE (5X9X600)	1	L:600->40
10	09352-50903-600	HOSE (5X9X600)	1	L:600->90
11	09352-50903-600	HOSE (5X9X600)	1	L:600->220
12	09352-50903-600	HOSE (5X9X600)	1	L:600->240
13	09352-50903-600	HOSE (5X9X600)	1	L:600->380
14	09352-50903-600	HOSE (5X9X600)	1	L:600->540
15	09352-50903-600	HOSE (5X9X600)	1	
16	09352-50903-600	HOSE (5X9X600)	1	L:600->490
17	09352-90133-600	HOSE (9X13X600)	1	L:600->340
18	09367-06002	JOINT, 3 WAY	2	
19	09401-08413	CLIP	16	
20	09401-13425	CLIP	2	
21	09401-31407	CLIP	1	
22	09408-00060	CLAMP	1	
23	09320-09039	CUSHION	1	
24	18498-96L40	PROTECTOR, HOSE	1	
25	09407-25402	CLAMP (L:250)	1	

FIG.162E

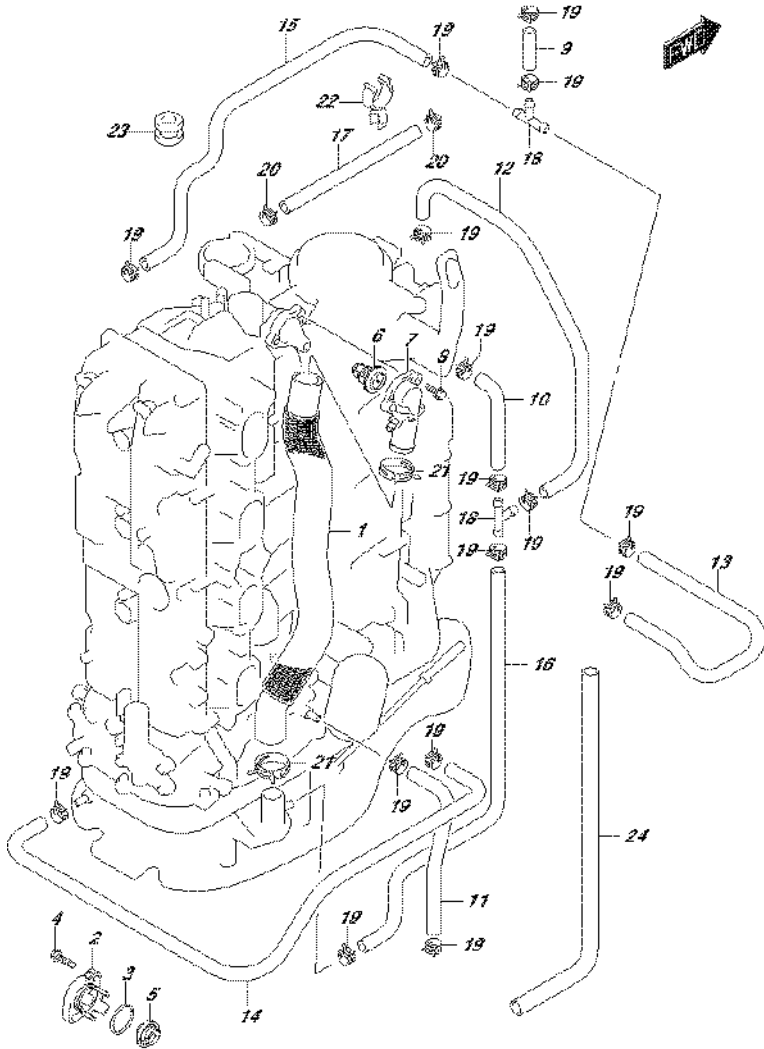


FIG.162E (2-C-4) THERMOSTAT (DF150Z E01)

REF NO.	PART NO.	DESCRIPTION	Q'TY	REMARKS
1	11196-96J00	HOSE, WATER RETURN	1	
2-1	17611-90J00-0EP	COVER, WATER PRESS VALVE (BLACK)	1	
2-2	17611-90J00-Y5S	COVER, WATER PRESS VALVE (WHITE)	1	
3	09280-26006	O RING (D:3.1,ID:26.4)	1	
4	09116-06121	BOLT (6X25)	2	
5	17660-90J00	VALVE, WATER PRESSURE	1	
6-1	17670-90J20	THERMOSTAT (50C)	1	
6-2	17670-90J10	THERMOSTAT (71C)	1	OPT
7	17680-96J00	COVER, THERMOSTAT	1	
8	01550-06257	BOLT	3	
9	09352-50903-600	HOSE (5X9X600)	1	L:600->40
10	09352-50903-600	HOSE (5X9X600)	1	L:600->90
11	09352-50903-600	HOSE (5X9X600)	1	L:600->220
12	09352-50903-600	HOSE (5X9X600)	1	L:600->240
13	09352-50903-600	HOSE (5X9X600)	1	L:600->380
14	09352-50903-600	HOSE (5X9X600)	1	L:600->540
15	09352-50903-600	HOSE (5X9X600)	1	
16	09352-50903-600	HOSE (5X9X600)	1	L:600->490
17	09352-90133-600	HOSE (9X13X600)	1	L:600->340
18	09367-06002	JOINT, 3 WAY	2	
19	09401-08413	CLIP	16	
20	09401-13425	CLIP	2	
21	09401-31407	CLIP	2	
22	09408-00060	CLAMP	1	
23	09320-09039	CUSHION	1	
24	18498-96L40	PROTECTOR, HOSE	1	

FIG.162F

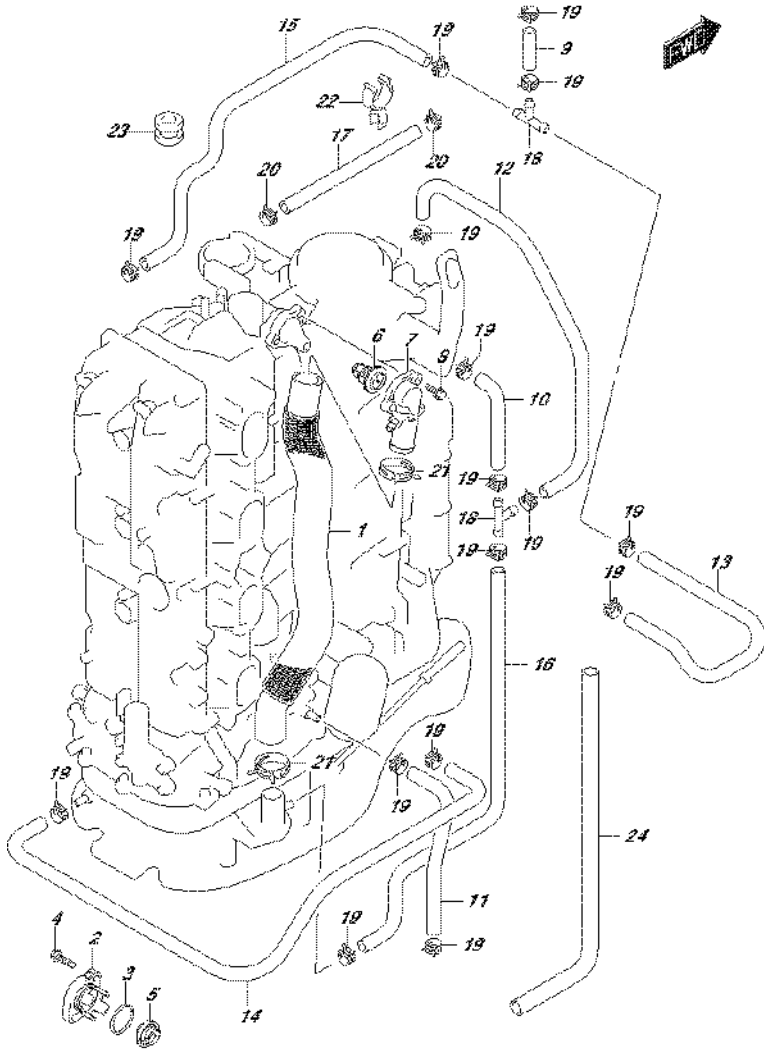


FIG.162F (2-C-5) THERMOSTAT (DF150Z E40)

REF NO.	PART NO.	DESCRIPTION	Q'TY	REMARKS
1	11196-96J00	HOSE, WATER RETURN	1	
2-1	17611-90J00-0EP	COVER, WATER PRESS VALVE (BLACK)	1	
2-2	17611-90J00-Y5S	COVER, WATER PRESS VALVE (WHITE)	1	
3	09280-26006	O RING (D:3.1,ID:26.4)	1	
4	09116-06121	BOLT (6X25)	2	
5	17660-90J00	VALVE, WATER PRESSURE	1	
6-1	17670-90J20	THERMOSTAT (50C)	1	
6-2	17670-90J10	THERMOSTAT (71C)	1	OPT
7	17680-96J00	COVER, THERMOSTAT	1	
8	01550-06257	BOLT	3	
9	09352-50903-600	HOSE (5X9X600)	1	L:600->40
10	09352-50903-600	HOSE (5X9X600)	1	L:600->90
11	09352-50903-600	HOSE (5X9X600)	1	L:600->220
12	09352-50903-600	HOSE (5X9X600)	1	L:600->240
13	09352-50903-600	HOSE (5X9X600)	1	L:600->380
14	09352-50903-600	HOSE (5X9X600)	1	L:600->540
15	09352-50903-600	HOSE (5X9X600)	1	
16	09352-50903-600	HOSE (5X9X600)	1	L:600->490
17	09352-90133-600	HOSE (9X13X600)	1	L:600->340
18	09367-06002	JOINT, 3 WAY	2	
19	09401-08413	CLIP	16	
20	09401-13425	CLIP	2	
21	09401-31407	CLIP	2	
22	09408-00060	CLAMP	1	
23	09320-09039	CUSHION	1	
24	18498-96L40	PROTECTOR, HOSE	1	

FIG.162G

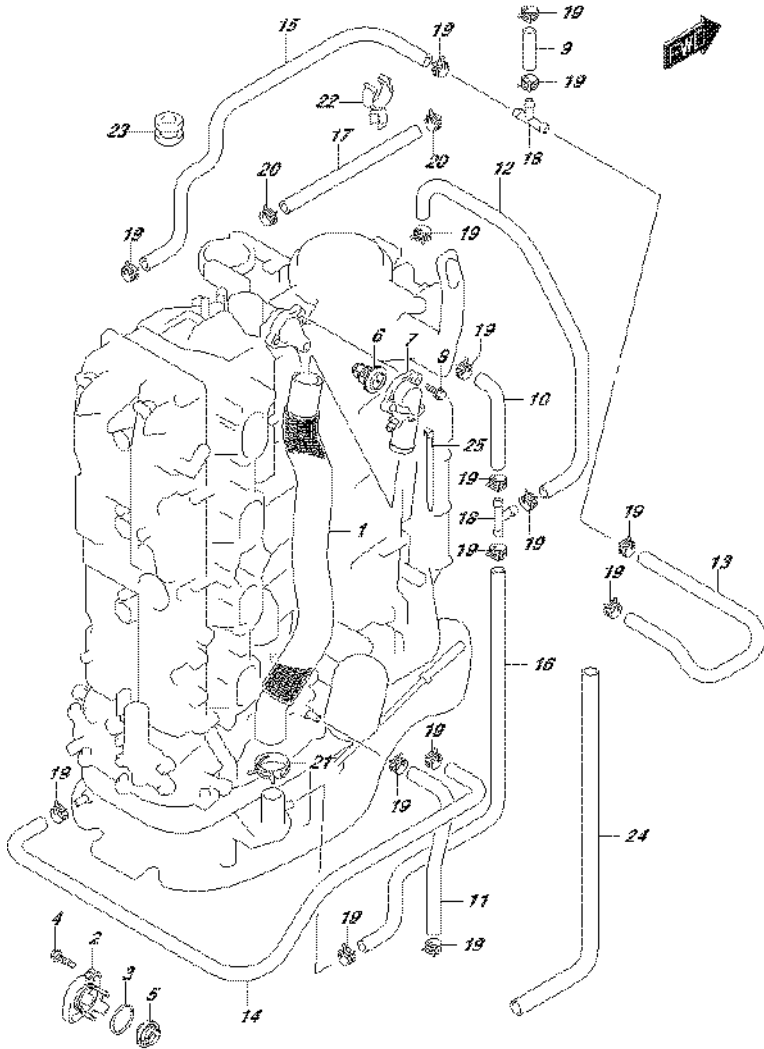


FIG.162G (2-C-6) THERMOSTAT (DF150ZG E01)

REF NO.	PART NO.	DESCRIPTION	Q'TY	REMARKS
1	11196-96J00	HOSE, WATER RETURN	1	
2-1	17611-90J00-0EP	COVER, WATER PRESS VALVE (BLACK)	1	
2-2	17611-90J00-Y5S	COVER, WATER PRESS VALVE (WHITE)	1	
3	09280-26006	O RING (D:3.1,ID:26.4)	1	
4	09116-06121	BOLT (6X25)	2	
5	17660-90J00	VALVE, WATER PRESSURE	1	
6-1	17670-90J20	THERMOSTAT (50C)	1	
6-2	17670-90J10	THERMOSTAT (71C)	1	OPT
7	17680-96J00	COVER, THERMOSTAT	1	
8	01550-06257	BOLT	3	
9	09352-50903-600	HOSE (5X9X600)	1	L:600->40
10	09352-50903-600	HOSE (5X9X600)	1	L:600->90
11	09352-50903-600	HOSE (5X9X600)	1	L:600->220
12	09352-50903-600	HOSE (5X9X600)	1	L:600->240
13	09352-50903-600	HOSE (5X9X600)	1	L:600->380
14	09352-50903-600	HOSE (5X9X600)	1	L:600->540
15	09352-50903-600	HOSE (5X9X600)	1	
16	09352-50903-600	HOSE (5X9X600)	1	L:600->490
17	09352-90133-600	HOSE (9X13X600)	1	L:600->340
18	09367-06002	JOINT, 3 WAY	2	
19	09401-08413	CLIP	16	
20	09401-13425	CLIP	2	
21	09401-31407	CLIP	1	
22	09408-00060	CLAMP	1	
23	09320-09039	CUSHION	1	
24	18498-96L40	PROTECTOR, HOSE	1	
25	09407-25402	CLAMP (L:250)	1	

FIG.162H

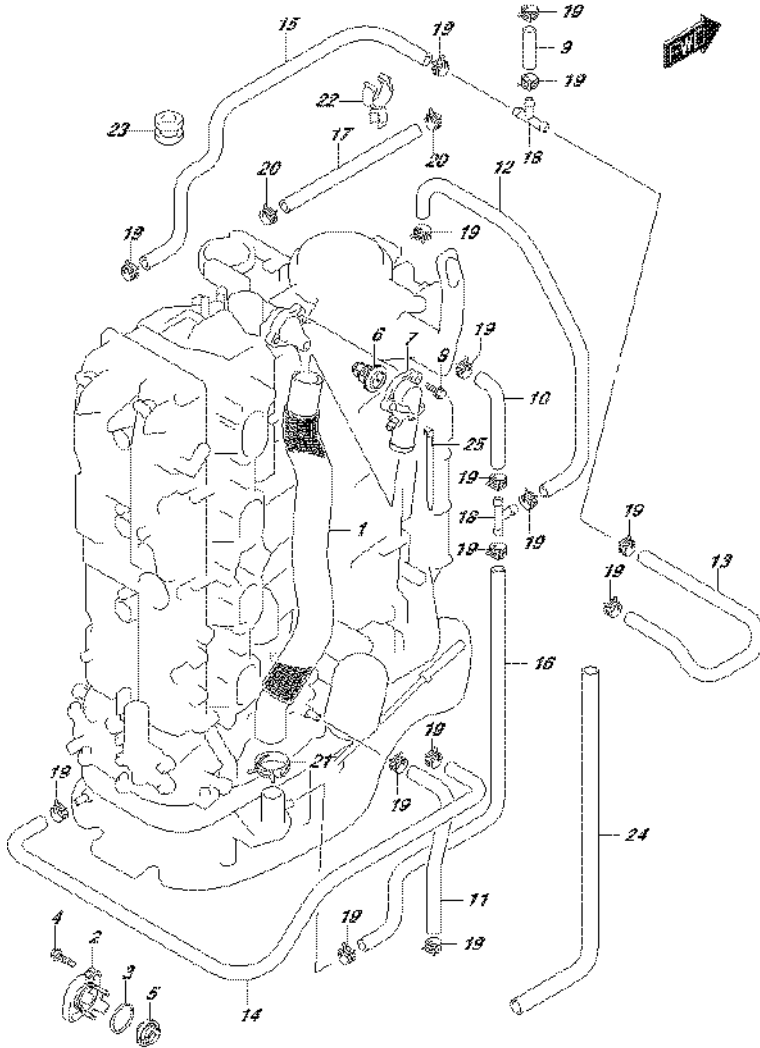


FIG.162H (2-C-7) THERMOSTAT (DF150ZG E40)

REF NO.	PART NO.	DESCRIPTION	Q'TY	REMARKS
1	11196-96J00	HOSE, WATER RETURN	1	
2-1	17611-90J00-0EP	COVER, WATER PRESS VALVE (BLACK)	1	
2-2	17611-90J00-Y5S	COVER, WATER PRESS VALVE (WHITE)	1	
3	09280-26006	O RING (D:3.1,ID:26.4)	1	
4	09116-06121	BOLT (6X25)	2	
5	17660-90J00	VALVE, WATER PRESSURE	1	
6-1	17670-90J20	THERMOSTAT (50C)	1	
6-2	17670-90J10	THERMOSTAT (71C)	1	OPT
7	17680-96J00	COVER, THERMOSTAT	1	
8	01550-06257	BOLT	3	
9	09352-50903-600	HOSE (5X9X600)	1	L:600->40
10	09352-50903-600	HOSE (5X9X600)	1	L:600->90
11	09352-50903-600	HOSE (5X9X600)	1	L:600->220
12	09352-50903-600	HOSE (5X9X600)	1	L:600->240
13	09352-50903-600	HOSE (5X9X600)	1	L:600->380
14	09352-50903-600	HOSE (5X9X600)	1	L:600->540
15	09352-50903-600	HOSE (5X9X600)	1	
16	09352-50903-600	HOSE (5X9X600)	1	L:600->490
17	09352-90133-600	HOSE (9X13X600)	1	L:600->340
18	09367-06002	JOINT, 3 WAY	2	
19	09401-08413	CLIP	16	
20	09401-13425	CLIP	2	
21	09401-31407	CLIP	1	
22	09408-00060	CLAMP	1	
23	09320-09039	CUSHION	1	
24	18498-96L40	PROTECTOR, HOSE	1	
25	09407-25402	CLAMP (L:250)	1	

FIG.162J

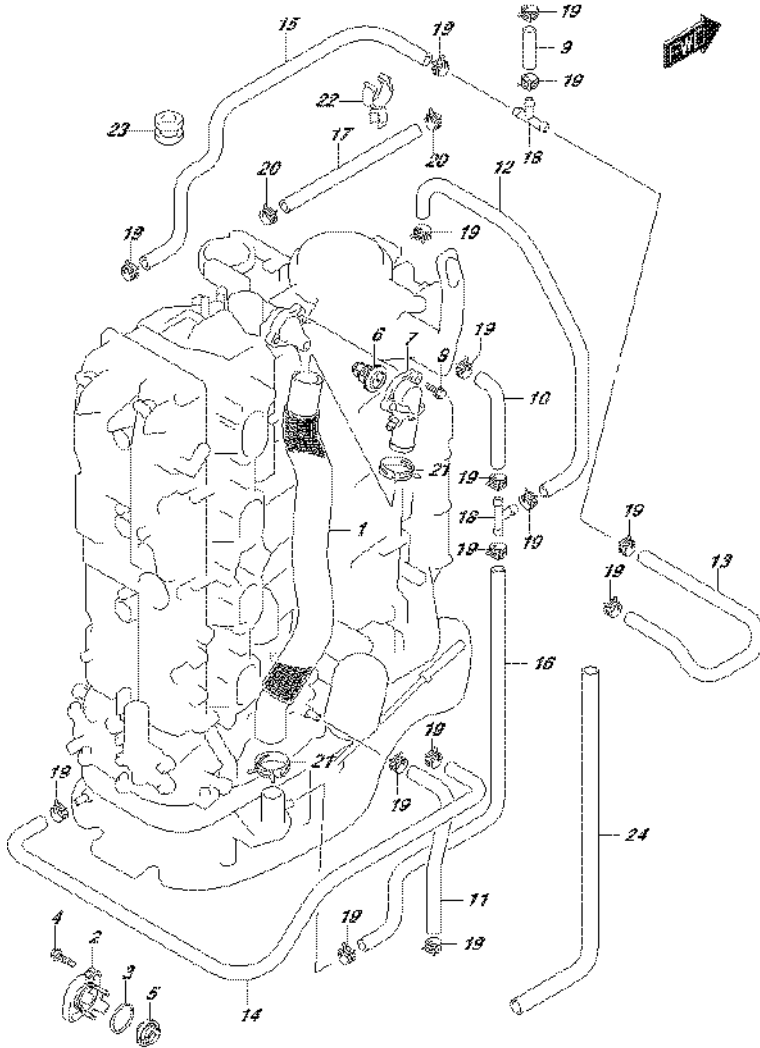


FIG.162J (2-C-8) THERMOSTAT (DF175T E01)

REF NO.	PART NO.	DESCRIPTION	Q'TY	REMARKS
1	11196-96J00	HOSE, WATER RETURN	1	
2-1	17611-90J00-0EP	COVER, WATER PRESS VALVE (BLACK)	1	
2-2	17611-90J00-Y5S	COVER, WATER PRESS VALVE (WHITE)	1	
3	09280-26006	O RING (D:3.1,ID:26.4)	1	
4	09116-06121	BOLT (6X25)	2	
5	17660-90J00	VALVE, WATER PRESSURE	1	
6-1	17670-90J20	THERMOSTAT (50C)	1	
6-2	17670-90J10	THERMOSTAT (71C)	1	OPT
7	17680-96J00	COVER, THERMOSTAT	1	
8	01550-06257	BOLT	3	
9	09352-50903-600	HOSE (5X9X600)	1	L:600->40
10	09352-50903-600	HOSE (5X9X600)	1	L:600->90
11	09352-50903-600	HOSE (5X9X600)	1	L:600->220
12	09352-50903-600	HOSE (5X9X600)	1	L:600->240
13	09352-50903-600	HOSE (5X9X600)	1	L:600->380
14	09352-50903-600	HOSE (5X9X600)	1	L:600->540
15	09352-50903-600	HOSE (5X9X600)	1	
16	09352-50903-600	HOSE (5X9X600)	1	L:600->490
17	09352-90133-600	HOSE (9X13X600)	1	L:600->340
18	09367-06002	JOINT, 3 WAY	2	
19	09401-08413	CLIP	16	
20	09401-13425	CLIP	2	
21	09401-31407	CLIP	2	
22	09408-00060	CLAMP	1	
23	09320-09039	CUSHION	1	
24	18498-96L40	PROTECTOR, HOSE	1	

FIG. 162K

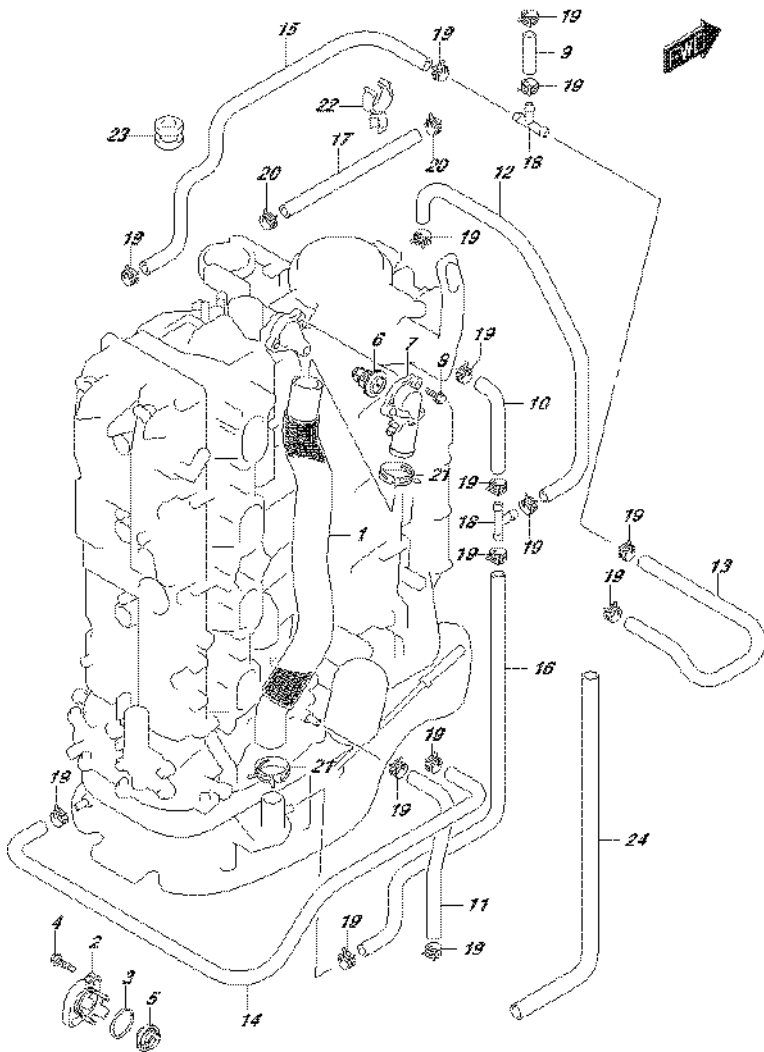


FIG.162K (2-C-9) THERMOSTAT (DF175T E40)

REF NO.	PART NO.	DESCRIPTION	Q'TY	REMARKS
1	11196-96J00	HOSE, WATER RETURN	1	
2-1	17611-90J00-0EP	COVER, WATER PRESS VALVE (BLACK)	1	
2-2	17611-90J00-Y5S	COVER, WATER PRESS VALVE (WHITE)	1	
3	09280-26006	O RING (D:3.1,ID:26.4)	1	
4	09116-06121	BOLT (6X25)	2	
5	17660-90J00	VALVE, WATER PRESSURE	1	
6-1	17670-90J20	THERMOSTAT (50C)	1	
6-2	17670-90J10	THERMOSTAT (71C)	1	OPT
7	17680-96J00	COVER, THERMOSTAT	1	
8	01550-06257	BOLT	3	
9	09352-50903-600	HOSE (5X9X600)	1	L:600->40
10	09352-50903-600	HOSE (5X9X600)	1	L:600->90
11	09352-50903-600	HOSE (5X9X600)	1	L:600->220
12	09352-50903-600	HOSE (5X9X600)	1	L:600->240
13	09352-50903-600	HOSE (5X9X600)	1	L:600->380
14	09352-50903-600	HOSE (5X9X600)	1	L:600->540
15	09352-50903-600	HOSE (5X9X600)	1	
16	09352-50903-600	HOSE (5X9X600)	1	L:600->490
17	09352-90133-600	HOSE (9X13X600)	1	L:600->340
18	09367-06002	JOINT, 3 WAY	2	
19	09401-08413	CLIP	16	
20	09401-13425	CLIP	2	
21	09401-31407	CLIP	2	
22	09408-00060	CLAMP	1	
23	09320-09039	CUSHION	1	
24	18498-96L40	PROTECTOR, HOSE	1	

FIG.162L

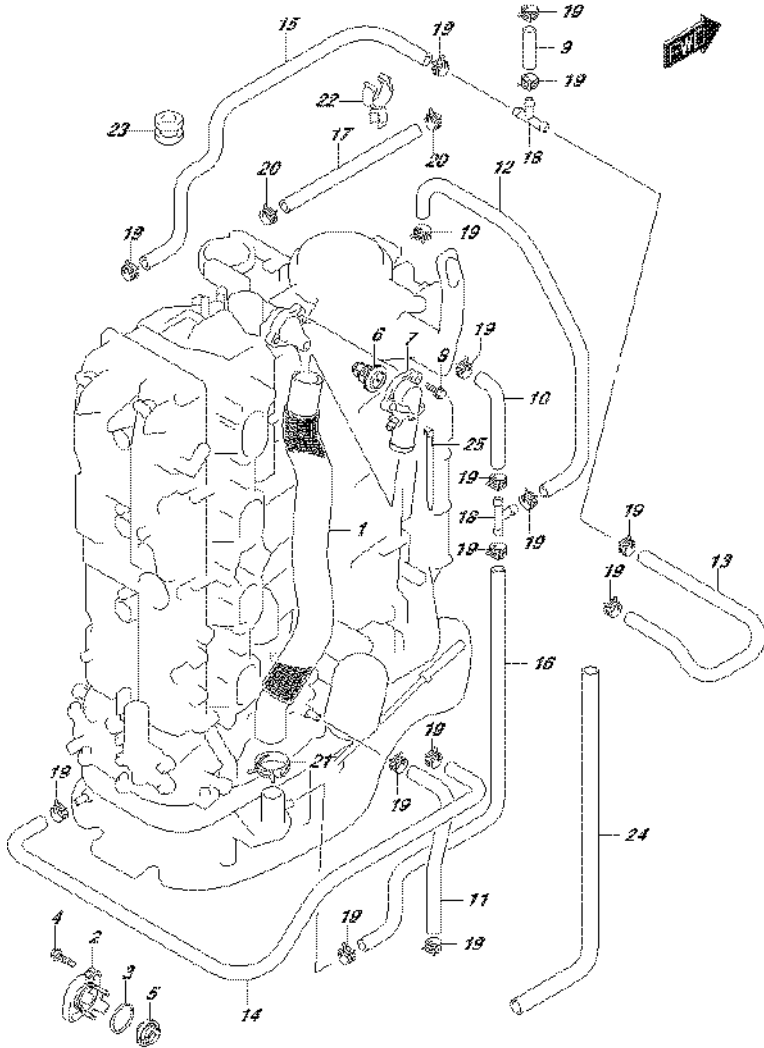


FIG.162L (2-C-10) THERMOSTAT (DF175TG E01)

REF NO.	PART NO.	DESCRIPTION	Q'TY	REMARKS
1	11196-96J00	HOSE, WATER RETURN	1	
2-1	17611-90J00-0EP	COVER, WATER PRESS VALVE (BLACK)	1	
2-2	17611-90J00-Y5S	COVER, WATER PRESS VALVE (WHITE)	1	
3	09280-26006	O RING (D:3.1,ID:26.4)	1	
4	09116-06121	BOLT (6X25)	2	
5	17660-90J00	VALVE, WATER PRESSURE	1	
6-1	17670-90J20	THERMOSTAT (50C)	1	
6-2	17670-90J10	THERMOSTAT (71C)	1	OPT
7	17680-96J00	COVER, THERMOSTAT	1	
8	01550-06257	BOLT	3	
9	09352-50903-600	HOSE (5X9X600)	1	L:600->40
10	09352-50903-600	HOSE (5X9X600)	1	L:600->90
11	09352-50903-600	HOSE (5X9X600)	1	L:600->220
12	09352-50903-600	HOSE (5X9X600)	1	L:600->240
13	09352-50903-600	HOSE (5X9X600)	1	L:600->380
14	09352-50903-600	HOSE (5X9X600)	1	L:600->540
15	09352-50903-600	HOSE (5X9X600)	1	
16	09352-50903-600	HOSE (5X9X600)	1	L:600->490
17	09352-90133-600	HOSE (9X13X600)	1	L:600->340
18	09367-06002	JOINT, 3 WAY	2	
19	09401-08413	CLIP	16	
20	09401-13425	CLIP	2	
21	09401-31407	CLIP	1	
22	09408-00060	CLAMP	1	
23	09320-09039	CUSHION	1	
24	18498-96L40	PROTECTOR, HOSE	1	
25	09407-25402	CLAMP (L:250)	1	

FIG. 162M

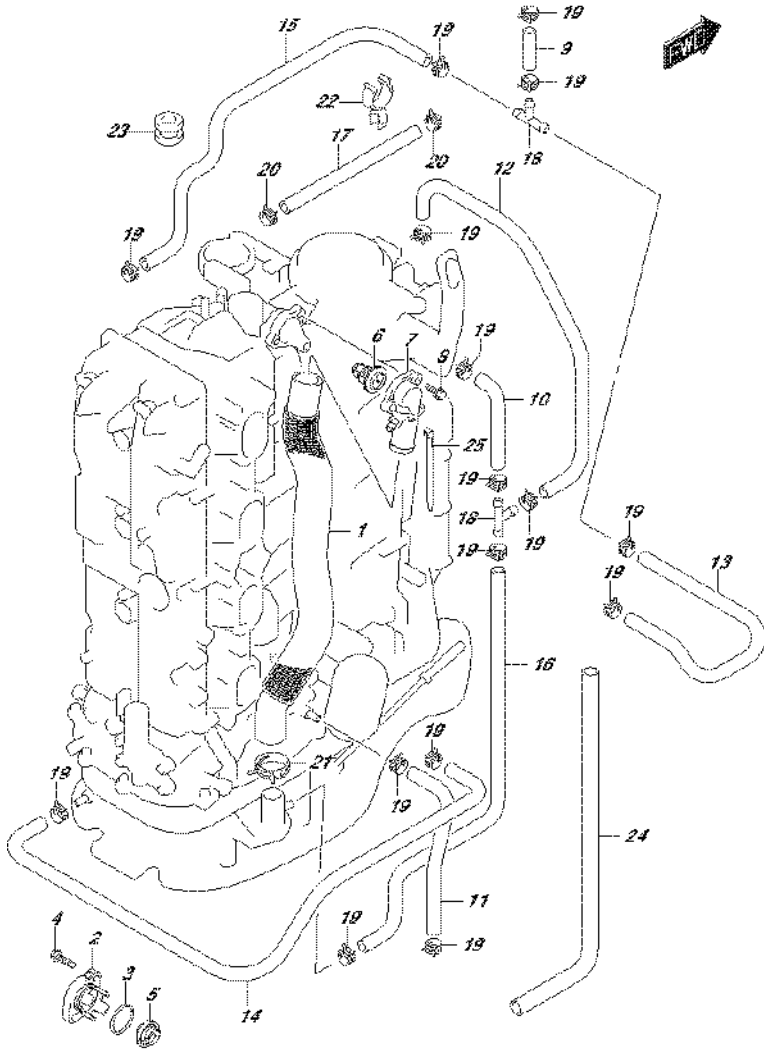


FIG.162M (2-C-11) THERMOSTAT (DF175TG E40)

REF NO.	PART NO.	DESCRIPTION	Q'TY	REMARKS
1	11196-96J00	HOSE, WATER RETURN	1	
2-1	17611-90J00-0EP	COVER, WATER PRESS VALVE (BLACK)	1	
2-2	17611-90J00-Y5S	COVER, WATER PRESS VALVE (WHITE)	1	
3	09280-26006	O RING (D:3.1,ID:26.4)	1	
4	09116-06121	BOLT (6X25)	2	
5	17660-90J00	VALVE, WATER PRESSURE	1	
6-1	17670-90J20	THERMOSTAT (50C)	1	
6-2	17670-90J10	THERMOSTAT (71C)	1	OPT
7	17680-96J00	COVER, THERMOSTAT	1	
8	01550-06257	BOLT	3	
9	09352-50903-600	HOSE (5X9X600)	1	L:600->40
10	09352-50903-600	HOSE (5X9X600)	1	L:600->90
11	09352-50903-600	HOSE (5X9X600)	1	L:600->220
12	09352-50903-600	HOSE (5X9X600)	1	L:600->240
13	09352-50903-600	HOSE (5X9X600)	1	L:600->380
14	09352-50903-600	HOSE (5X9X600)	1	L:600->540
15	09352-50903-600	HOSE (5X9X600)	1	
16	09352-50903-600	HOSE (5X9X600)	1	L:600->490
17	09352-90133-600	HOSE (9X13X600)	1	L:600->340
18	09367-06002	JOINT, 3 WAY	2	
19	09401-08413	CLIP	16	
20	09401-13425	CLIP	2	
21	09401-31407	CLIP	1	
22	09408-00060	CLAMP	1	
23	09320-09039	CUSHION	1	
24	18498-96L40	PROTECTOR, HOSE	1	
25	09407-25402	CLAMP (L:250)	1	

FIG.162N

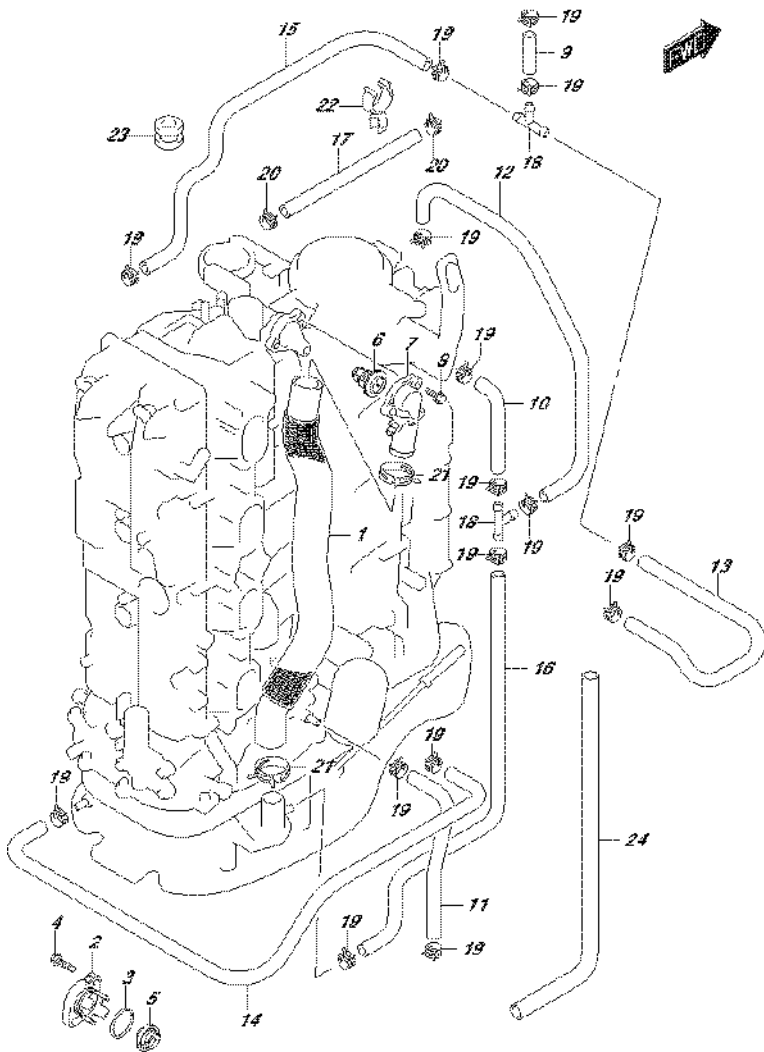


FIG.162N (2-C-12) THERMOSTAT (DF175Z E01)

REF NO.	PART NO.	DESCRIPTION	Q'TY	REMARKS
1	11196-96J00	HOSE, WATER RETURN	1	
2-1	17611-90J00-0EP	COVER, WATER PRESS VALVE (BLACK)	1	
2-2	17611-90J00-Y5S	COVER, WATER PRESS VALVE (WHITE)	1	
3	09280-26006	O RING (D:3.1,ID:26.4)	1	
4	09116-06121	BOLT (6X25)	2	
5	17660-90J00	VALVE, WATER PRESSURE	1	
6-1	17670-90J20	THERMOSTAT (50C)	1	
6-2	17670-90J10	THERMOSTAT (71C)	1	OPT
7	17680-96J00	COVER, THERMOSTAT	1	
8	01550-06257	BOLT	3	
9	09352-50903-600	HOSE (5X9X600)	1	L:600->40
10	09352-50903-600	HOSE (5X9X600)	1	L:600->90
11	09352-50903-600	HOSE (5X9X600)	1	L:600->220
12	09352-50903-600	HOSE (5X9X600)	1	L:600->240
13	09352-50903-600	HOSE (5X9X600)	1	L:600->380
14	09352-50903-600	HOSE (5X9X600)	1	L:600->540
15	09352-50903-600	HOSE (5X9X600)	1	
16	09352-50903-600	HOSE (5X9X600)	1	L:600->490
17	09352-90133-600	HOSE (9X13X600)	1	L:600->340
18	09367-06002	JOINT, 3 WAY	2	
19	09401-08413	CLIP	16	
20	09401-13425	CLIP	2	
21	09401-31407	CLIP	2	
22	09408-00060	CLAMP	1	
23	09320-09039	CUSHION	1	
24	18498-96L40	PROTECTOR, HOSE	1	

FIG.162P

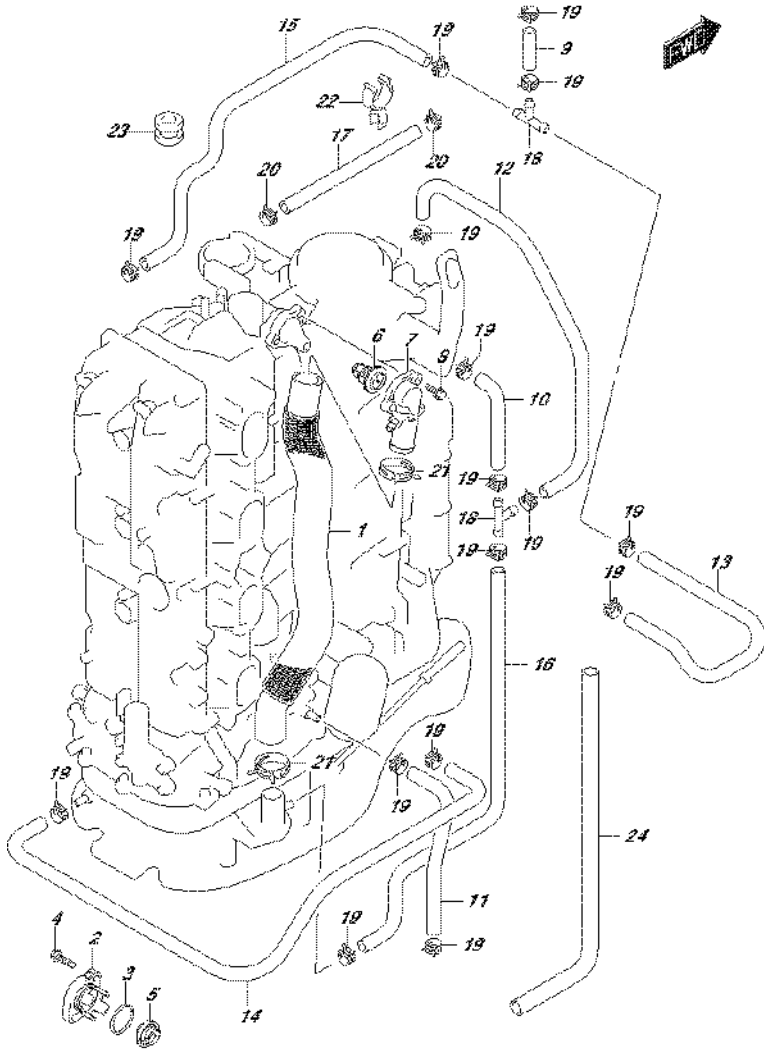


FIG.162P (2-C-13) THERMOSTAT (DF175Z E40)

REF NO.	PART NO.	DESCRIPTION	Q'TY	REMARKS
1	11196-96J00	HOSE, WATER RETURN	1	
2-1	17611-90J00-0EP	COVER, WATER PRESS VALVE (BLACK)	1	
2-2	17611-90J00-Y5S	COVER, WATER PRESS VALVE (WHITE)	1	
3	09280-26006	O RING (D:3.1,ID:26.4)	1	
4	09116-06121	BOLT (6X25)	2	
5	17660-90J00	VALVE, WATER PRESSURE	1	
6-1	17670-90J20	THERMOSTAT (50C)	1	
6-2	17670-90J10	THERMOSTAT (71C)	1	OPT
7	17680-96J00	COVER, THERMOSTAT	1	
8	01550-06257	BOLT	3	
9	09352-50903-600	HOSE (5X9X600)	1	L:600->40
10	09352-50903-600	HOSE (5X9X600)	1	L:600->90
11	09352-50903-600	HOSE (5X9X600)	1	L:600->220
12	09352-50903-600	HOSE (5X9X600)	1	L:600->240
13	09352-50903-600	HOSE (5X9X600)	1	L:600->380
14	09352-50903-600	HOSE (5X9X600)	1	L:600->540
15	09352-50903-600	HOSE (5X9X600)	1	
16	09352-50903-600	HOSE (5X9X600)	1	L:600->490
17	09352-90133-600	HOSE (9X13X600)	1	L:600->340
18	09367-06002	JOINT, 3 WAY	2	
19	09401-08413	CLIP	16	
20	09401-13425	CLIP	2	
21	09401-31407	CLIP	2	
22	09408-00060	CLAMP	1	
23	09320-09039	CUSHION	1	
24	18498-96L40	PROTECTOR, HOSE	1	

FIG.162R

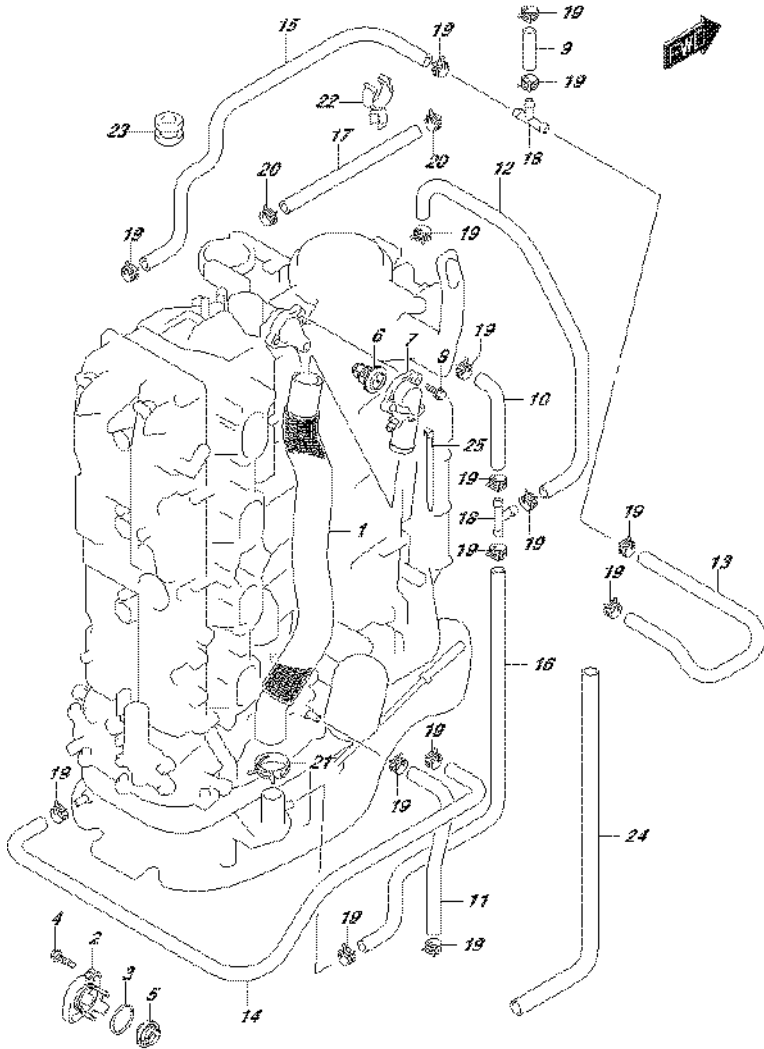


FIG.162R (2-C-14) THERMOSTAT (DF175ZG E01)

REF NO.	PART NO.	DESCRIPTION	Q'TY	REMARKS
1	11196-96J00	HOSE, WATER RETURN	1	
2-1	17611-90J00-0EP	COVER, WATER PRESS VALVE (BLACK)	1	
2-2	17611-90J00-Y5S	COVER, WATER PRESS VALVE (WHITE)	1	
3	09280-26006	O RING (D:3.1,ID:26.4)	1	
4	09116-06121	BOLT (6X25)	2	
5	17660-90J00	VALVE, WATER PRESSURE	1	
6-1	17670-90J20	THERMOSTAT (50C)	1	
6-2	17670-90J10	THERMOSTAT (71C)	1	OPT
7	17680-96J00	COVER, THERMOSTAT	1	
8	01550-06257	BOLT	3	
9	09352-50903-600	HOSE (5X9X600)	1	L:600->40
10	09352-50903-600	HOSE (5X9X600)	1	L:600->90
11	09352-50903-600	HOSE (5X9X600)	1	L:600->220
12	09352-50903-600	HOSE (5X9X600)	1	L:600->240
13	09352-50903-600	HOSE (5X9X600)	1	L:600->380
14	09352-50903-600	HOSE (5X9X600)	1	L:600->540
15	09352-50903-600	HOSE (5X9X600)	1	
16	09352-50903-600	HOSE (5X9X600)	1	L:600->490
17	09352-90133-600	HOSE (9X13X600)	1	L:600->340
18	09367-06002	JOINT, 3 WAY	2	
19	09401-08413	CLIP	16	
20	09401-13425	CLIP	2	
21	09401-31407	CLIP	1	
22	09408-00060	CLAMP	1	
23	09320-09039	CUSHION	1	
24	18498-96L40	PROTECTOR, HOSE	1	
25	09407-25402	CLAMP (L:250)	1	

FIG.162S

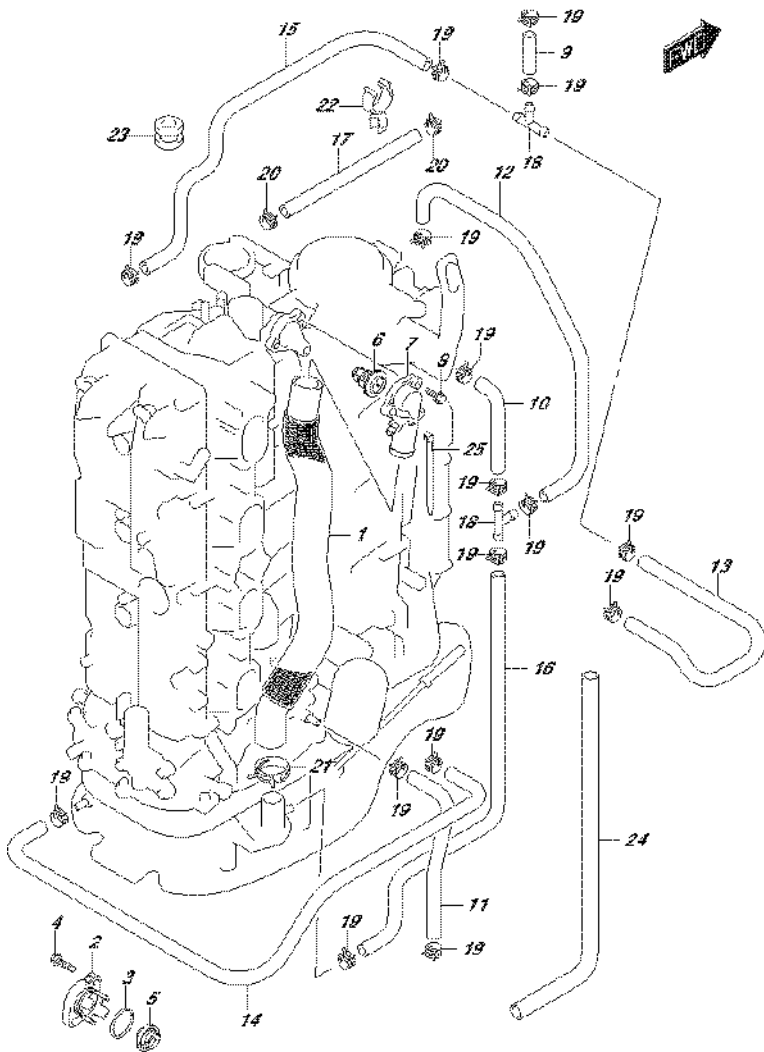


FIG.162S (2-C-15) THERMOSTAT (DF175ZG E40)

REF NO.	PART NO.	DESCRIPTION	Q'TY	REMARKS
1	11196-96J00	HOSE, WATER RETURN	1	
2-1	17611-90J00-0EP	COVER, WATER PRESS VALVE (BLACK)	1	
2-2	17611-90J00-Y5S	COVER, WATER PRESS VALVE (WHITE)	1	
3	09280-26006	O RING (D:3.1,ID:26.4)	1	
4	09116-06121	BOLT (6X25)	2	
5	17660-90J00	VALVE, WATER PRESSURE	1	
6-1	17670-90J20	THERMOSTAT (50C)	1	
6-2	17670-90J10	THERMOSTAT (71C)	1	OPT
7	17680-96J00	COVER, THERMOSTAT	1	
8	01550-06257	BOLT	3	
9	09352-50903-600	HOSE (5X9X600)	1	L:600->40
10	09352-50903-600	HOSE (5X9X600)	1	L:600->90
11	09352-50903-600	HOSE (5X9X600)	1	L:600->220
12	09352-50903-600	HOSE (5X9X600)	1	L:600->240
13	09352-50903-600	HOSE (5X9X600)	1	L:600->380
14	09352-50903-600	HOSE (5X9X600)	1	L:600->540
15	09352-50903-600	HOSE (5X9X600)	1	
16	09352-50903-600	HOSE (5X9X600)	1	L:600->490
17	09352-90133-600	HOSE (9X13X600)	1	L:600->340
18	09367-06002	JOINT, 3 WAY	2	
19	09401-08413	CLIP	16	
20	09401-13425	CLIP	2	
21	09401-31407	CLIP	1	
22	09408-00060	CLAMP	1	
23	09320-09039	CUSHION	1	
24	18498-96L40	PROTECTOR, HOSE	1	
25	09407-25402	CLAMP (L:250)	1	

FIG.164A

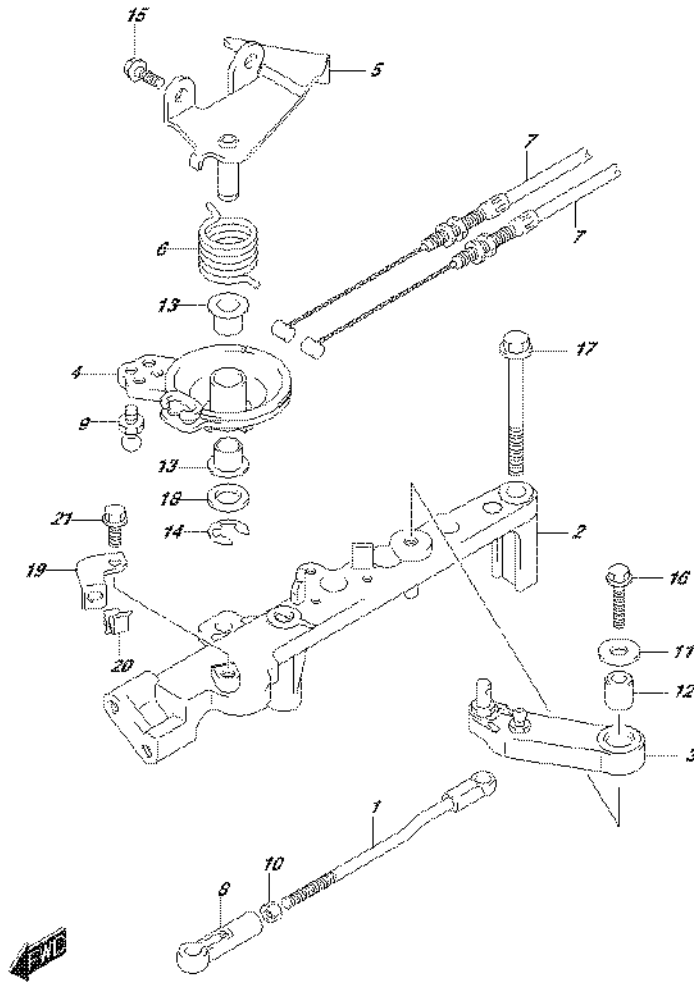


FIG.164A (2-D-2) THROTTLE ROD (DF150T E01)

REF NO.	PART NO.	DESCRIPTION	Q'TY	REMARKS
1	13510-96J00	ROD, THROTTLE NO.1	1	
2	19115-96J00	HOLDER, THROTTLE LEVER	1	
3	19121-93J02	LEVER, THROTTLE NO.1	1	
4	19148-96J00	DRUM, THROTTLE	1	
5	19184-96J00	BRACKET, THROTTLE CABLE	1	
6	19185-96J01	SPRING, THROTTLE LEVER	1	
7	63610-96J00	CABLE, THROTTLE	2	
8	67463-95200	CONNECTOR, THROTTLE ROD	1	
9	09119-06047	PIVOT	1	
10	09140-05005	NUT	1	
11	09160-06066	WASHER (6.5X20X1.6)	1	
12	09180-06230	SPACER (6.2X12.6X12.5)	1	
13	09306-10001	BUSH	2	
14	09383-08005	E RING	1	
15	01550-06167	BOLT	2	
16	01550-06257	BOLT	1	
17	01550-08657	BOLT	2	
18	08322-01107	WASHER	1	
19	15198-96J01	BRACKET, FUEL HOSE CLAMP	1	
20	09403-16307	CLAMP	1	
21	01550-06127	BOLT	1	

FIG.164B

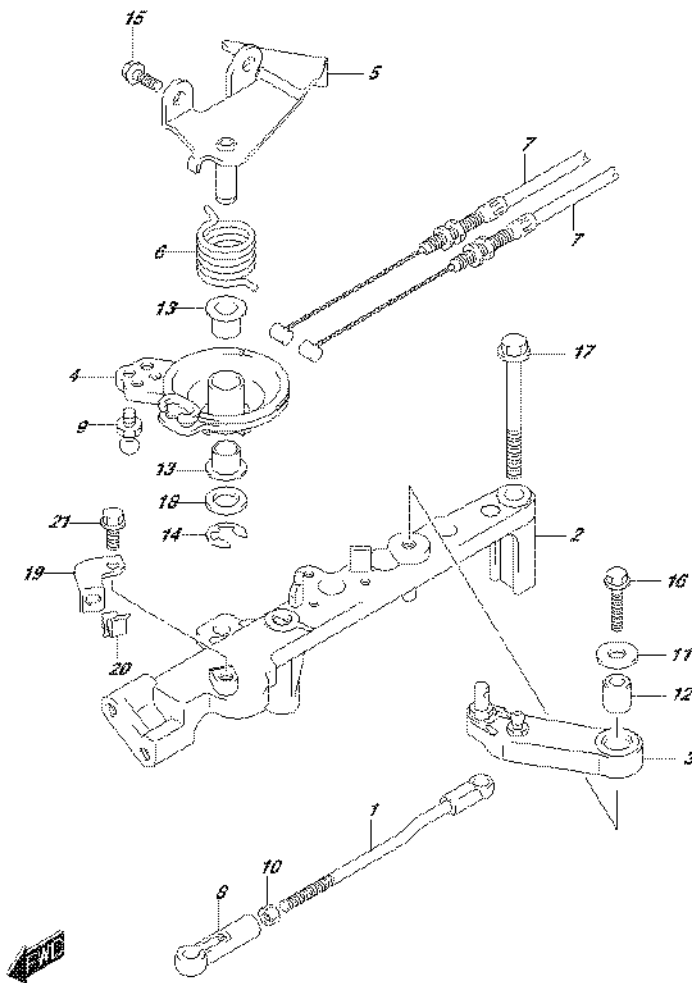


FIG.164B (2-D-3) THROTTLE ROD (DF150T E40)

REF NO.	PART NO.	DESCRIPTION	Q'TY	REMARKS
1	13510-96J00	ROD, THROTTLE NO.1	1	
2	19115-96J00	HOLDER, THROTTLE LEVER	1	
3	19121-93J02	LEVER, THROTTLE NO.1	1	
4	19148-96J00	DRUM, THROTTLE	1	
5	19184-96J00	BRACKET, THROTTLE CABLE	1	
6	19185-96J01	SPRING, THROTTLE LEVER	1	
7	63610-96J00	CABLE, THROTTLE	2	
8	67463-95200	CONNECTOR, THROTTLE ROD	1	
9	09119-06047	PIVOT	1	
10	09140-05005	NUT	1	
11	09160-06066	WASHER (6.5X20X1.6)	1	
12	09180-06230	SPACER (6.2X12.6X12.5)	1	
13	09306-10001	BUSH	2	
14	09383-08005	E RING	1	
15	01550-06167	BOLT	2	
16	01550-06257	BOLT	1	
17	01550-08657	BOLT	2	
18	08322-01107	WASHER	1	
19	15198-96J01	BRACKET, FUEL HOSE CLAMP	1	
20	09403-16307	CLAMP	1	
21	01550-06127	BOLT	1	

FIG.164C

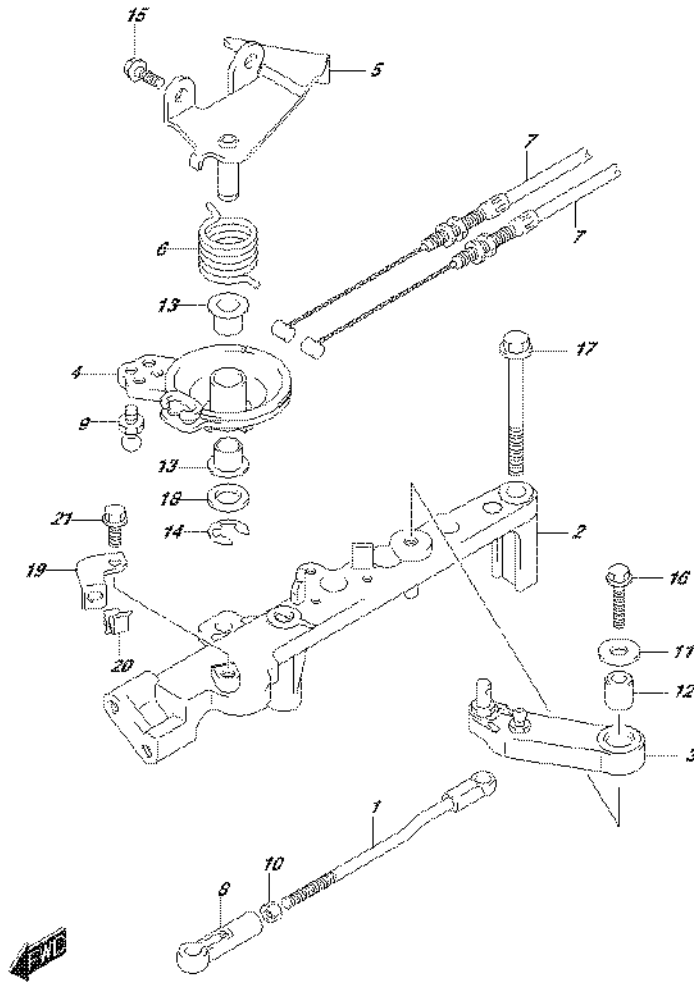


FIG.164C (2-D-4) THROTTLE ROD (DF150Z E01)

REF NO.	PART NO.	DESCRIPTION	Q'TY	REMARKS
1	13510-96J00	ROD, THROTTLE NO.1	1	
2	19115-96J00	HOLDER, THROTTLE LEVER	1	
3	19121-93J02	LEVER, THROTTLE NO.1	1	
4	19148-96J00	DRUM, THROTTLE	1	
5	19184-96J00	BRACKET, THROTTLE CABLE	1	
6	19185-96J01	SPRING, THROTTLE LEVER	1	
7	63610-96J00	CABLE, THROTTLE	2	
8	67463-95200	CONNECTOR, THROTTLE ROD	1	
9	09119-06047	PIVOT	1	
10	09140-05005	NUT	1	
11	09160-06066	WASHER (6.5X20X1.6)	1	
12	09180-06230	SPACER (6.2X12.6X12.5)	1	
13	09306-10001	BUSH	2	
14	09383-08005	E RING	1	
15	01550-06167	BOLT	2	
16	01550-06257	BOLT	1	
17	01550-08657	BOLT	2	
18	08322-01107	WASHER	1	
19	15198-96J01	BRACKET, FUEL HOSE CLAMP	1	
20	09403-16307	CLAMP	1	
21	01550-06127	BOLT	1	

FIG.164D

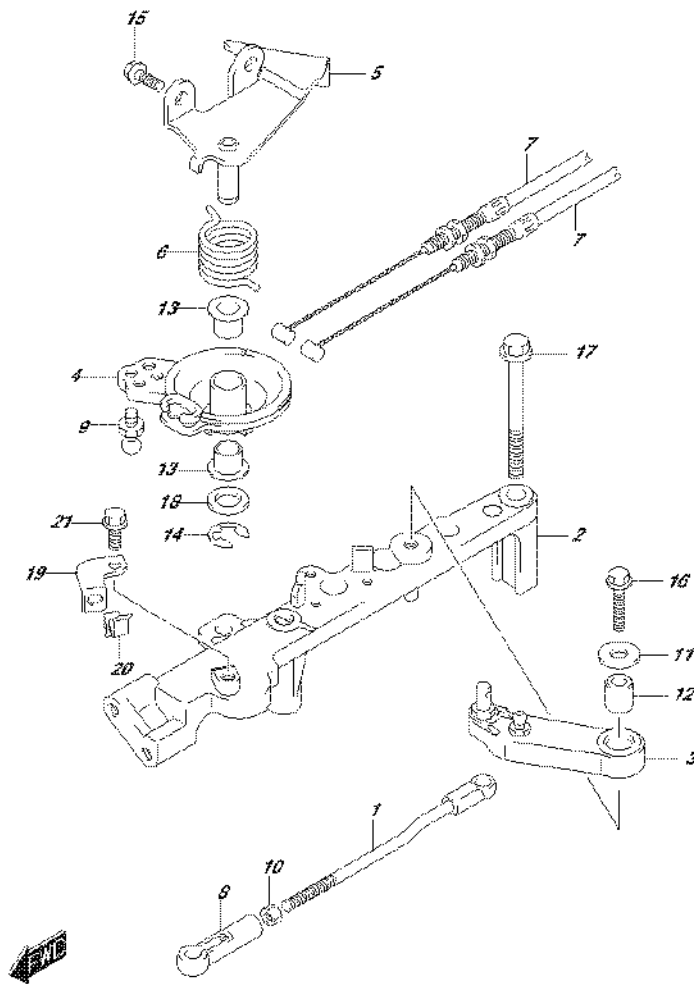


FIG.164D (2-D-5) THROTTLE ROD (DF150Z E40)

REF NO.	PART NO.	DESCRIPTION	Q'TY	REMARKS
1	13510-96J00	ROD, THROTTLE NO.1	1	
2	19115-96J00	HOLDER, THROTTLE LEVER	1	
3	19121-93J02	LEVER, THROTTLE NO.1	1	
4	19148-96J00	DRUM, THROTTLE	1	
5	19184-96J00	BRACKET, THROTTLE CABLE	1	
6	19185-96J01	SPRING, THROTTLE LEVER	1	
7	63610-96J00	CABLE, THROTTLE	2	
8	67463-95200	CONNECTOR, THROTTLE ROD	1	
9	09119-06047	PIVOT	1	
10	09140-05005	NUT	1	
11	09160-06066	WASHER (6.5X20X1.6)	1	
12	09180-06230	SPACER (6.2X12.6X12.5)	1	
13	09306-10001	BUSH	2	
14	09383-08005	E RING	1	
15	01550-06167	BOLT	2	
16	01550-06257	BOLT	1	
17	01550-08657	BOLT	2	
18	08322-01107	WASHER	1	
19	15198-96J01	BRACKET, FUEL HOSE CLAMP	1	
20	09403-16307	CLAMP	1	
21	01550-06127	BOLT	1	

FIG.164E

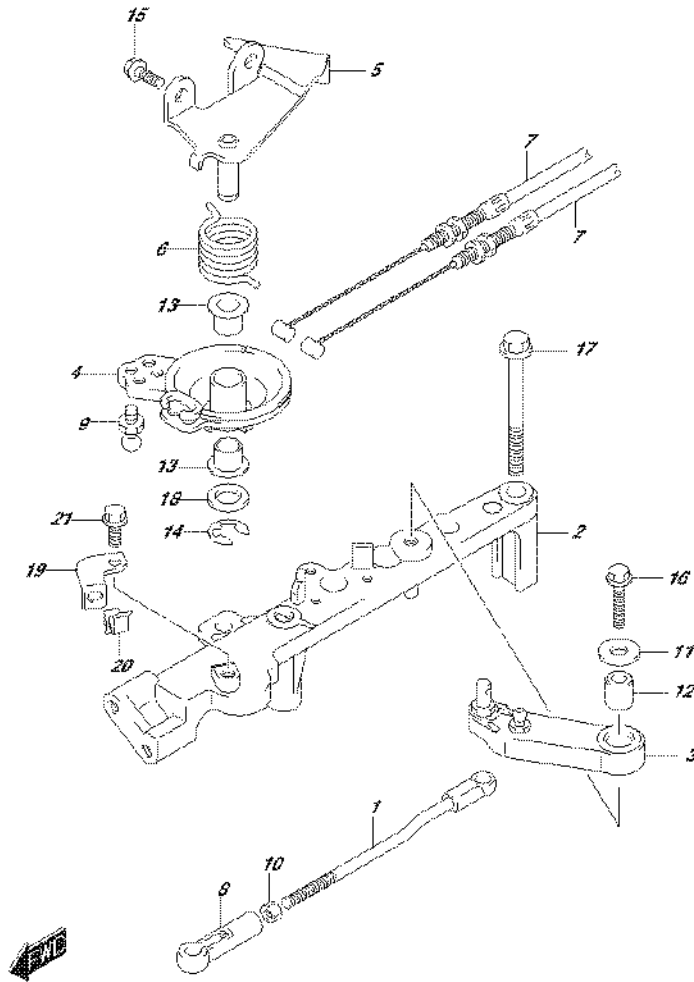


FIG.164E (2-D-6) THROTTLE ROD (DF175T E01)

REF NO.	PART NO.	DESCRIPTION	Q'TY	REMARKS
1	13510-96J00	ROD, THROTTLE NO.1	1	
2	19115-96J00	HOLDER, THROTTLE LEVER	1	
3	19121-93J02	LEVER, THROTTLE NO.1	1	
4	19148-96J00	DRUM, THROTTLE	1	
5	19184-96J00	BRACKET, THROTTLE CABLE	1	
6	19185-96J01	SPRING, THROTTLE LEVER	1	
7	63610-96J00	CABLE, THROTTLE	2	
8	67463-95200	CONNECTOR, THROTTLE ROD	1	
9	09119-06047	PIVOT	1	
10	09140-05005	NUT	1	
11	09160-06066	WASHER (6.5X20X1.6)	1	
12	09180-06230	SPACER (6.2X12.6X12.5)	1	
13	09306-10001	BUSH	2	
14	09383-08005	E RING	1	
15	01550-06167	BOLT	2	
16	01550-06257	BOLT	1	
17	01550-08657	BOLT	2	
18	08322-01107	WASHER	1	
19	15198-96J01	BRACKET, FUEL HOSE CLAMP	1	
20	09403-16307	CLAMP	1	
21	01550-06127	BOLT	1	

FIG.164F

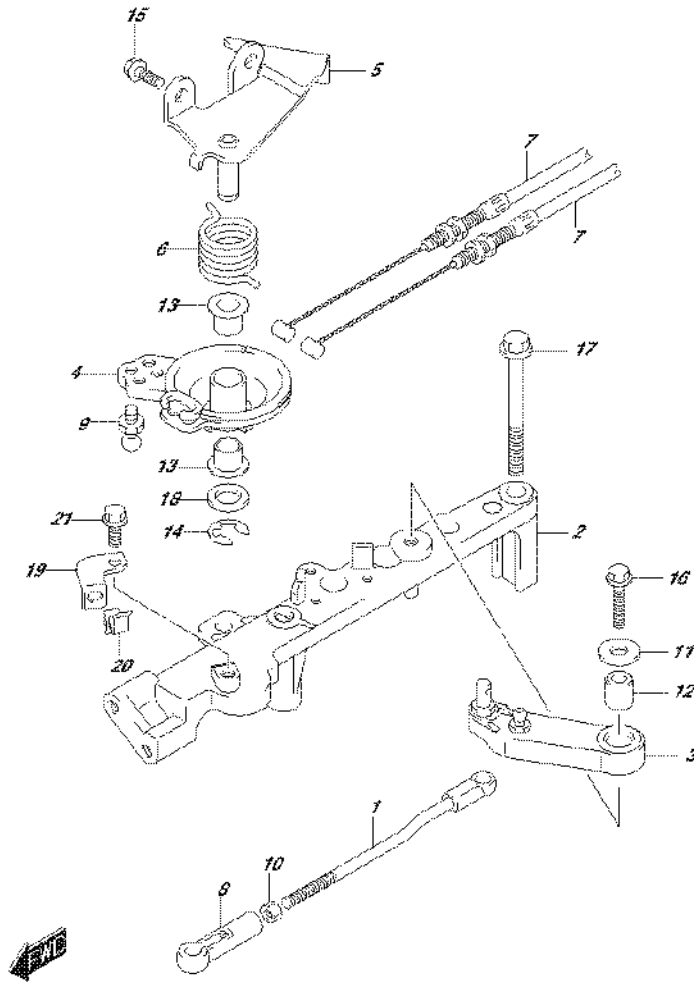


FIG.164F (2-D-7) THROTTLE ROD (DF175T E40)

REF NO.	PART NO.	DESCRIPTION	Q'TY	REMARKS
1	13510-96J00	ROD, THROTTLE NO.1	1	
2	19115-96J00	HOLDER, THROTTLE LEVER	1	
3	19121-93J02	LEVER, THROTTLE NO.1	1	
4	19148-96J00	DRUM, THROTTLE	1	
5	19184-96J00	BRACKET, THROTTLE CABLE	1	
6	19185-96J01	SPRING, THROTTLE LEVER	1	
7	63610-96J00	CABLE, THROTTLE	2	
8	67463-95200	CONNECTOR, THROTTLE ROD	1	
9	09119-06047	PIVOT	1	
10	09140-05005	NUT	1	
11	09160-06066	WASHER (6.5X20X1.6)	1	
12	09180-06230	SPACER (6.2X12.6X12.5)	1	
13	09306-10001	BUSH	2	
14	09383-08005	E RING	1	
15	01550-06167	BOLT	2	
16	01550-06257	BOLT	1	
17	01550-08657	BOLT	2	
18	08322-01107	WASHER	1	
19	15198-96J01	BRACKET, FUEL HOSE CLAMP	1	
20	09403-16307	CLAMP	1	
21	01550-06127	BOLT	1	

FIG.164G

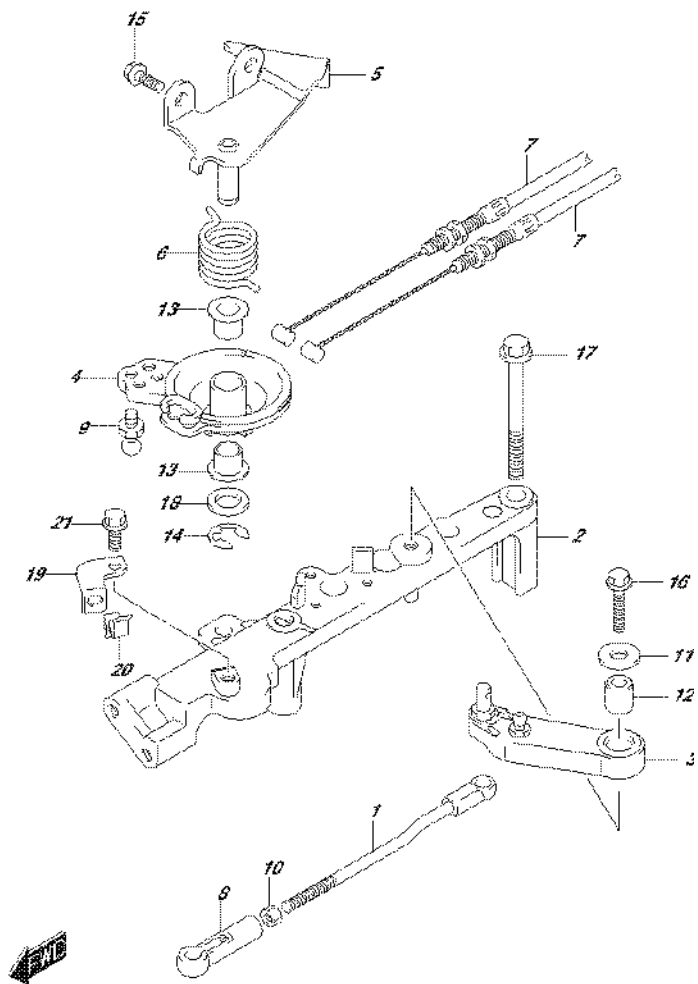


FIG.164G (2-D-8) THROTTLE ROD (DF175Z E01)

REF NO.	PART NO.	DESCRIPTION	Q'TY	REMARKS
1	13510-96J00	ROD, THROTTLE NO.1	1	
2	19115-96J00	HOLDER, THROTTLE LEVER	1	
3	19121-93J02	LEVER, THROTTLE NO.1	1	
4	19148-96J00	DRUM, THROTTLE	1	
5	19184-96J00	BRACKET, THROTTLE CABLE	1	
6	19185-96J01	SPRING, THROTTLE LEVER	1	
7	63610-96J00	CABLE, THROTTLE	2	
8	67463-95200	CONNECTOR, THROTTLE ROD	1	
9	09119-06047	PIVOT	1	
10	09140-05005	NUT	1	
11	09160-06066	WASHER (6.5X20X1.6)	1	
12	09180-06230	SPACER (6.2X12.6X12.5)	1	
13	09306-10001	BUSH	2	
14	09383-08005	E RING	1	
15	01550-06167	BOLT	2	
16	01550-06257	BOLT	1	
17	01550-08657	BOLT	2	
18	08322-01107	WASHER	1	
19	15198-96J01	BRACKET, FUEL HOSE CLAMP	1	
20	09403-16307	CLAMP	1	
21	01550-06127	BOLT	1	

FIG.164H

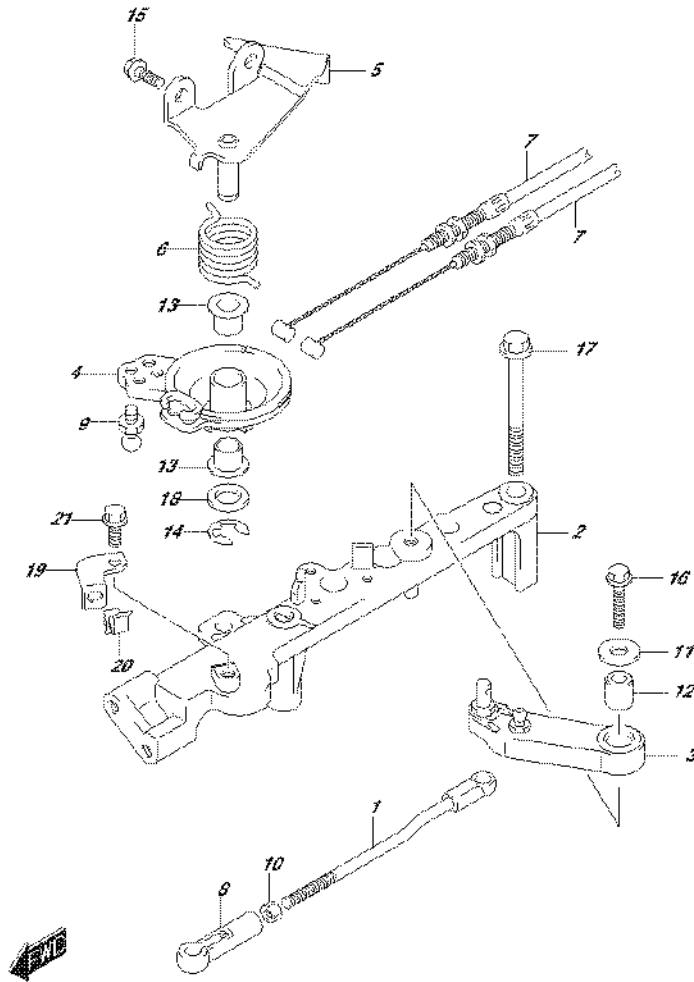


FIG.164H (2-D-9) THROTTLE ROD (DF175Z E40)

REF NO.	PART NO.	DESCRIPTION	Q'TY	REMARKS
1	13510-96J00	ROD, THROTTLE NO.1	1	
2	19115-96J00	HOLDER, THROTTLE LEVER	1	
3	19121-93J02	LEVER, THROTTLE NO.1	1	
4	19148-96J00	DRUM, THROTTLE	1	
5	19184-96J00	BRACKET, THROTTLE CABLE	1	
6	19185-96J01	SPRING, THROTTLE LEVER	1	
7	63610-96J00	CABLE, THROTTLE	2	
8	67463-95200	CONNECTOR, THROTTLE ROD	1	
9	09119-06047	PIVOT	1	
10	09140-05005	NUT	1	
11	09160-06066	WASHER (6.5X20X1.6)	1	
12	09180-06230	SPACER (6.2X12.6X12.5)	1	
13	09306-10001	BUSH	2	
14	09383-08005	E RING	1	
15	01550-06167	BOLT	2	
16	01550-06257	BOLT	1	
17	01550-08657	BOLT	2	
18	08322-01107	WASHER	1	
19	15198-96J01	BRACKET, FUEL HOSE CLAMP	1	
20	09403-16307	CLAMP	1	
21	01550-06127	BOLT	1	

FIG.175A

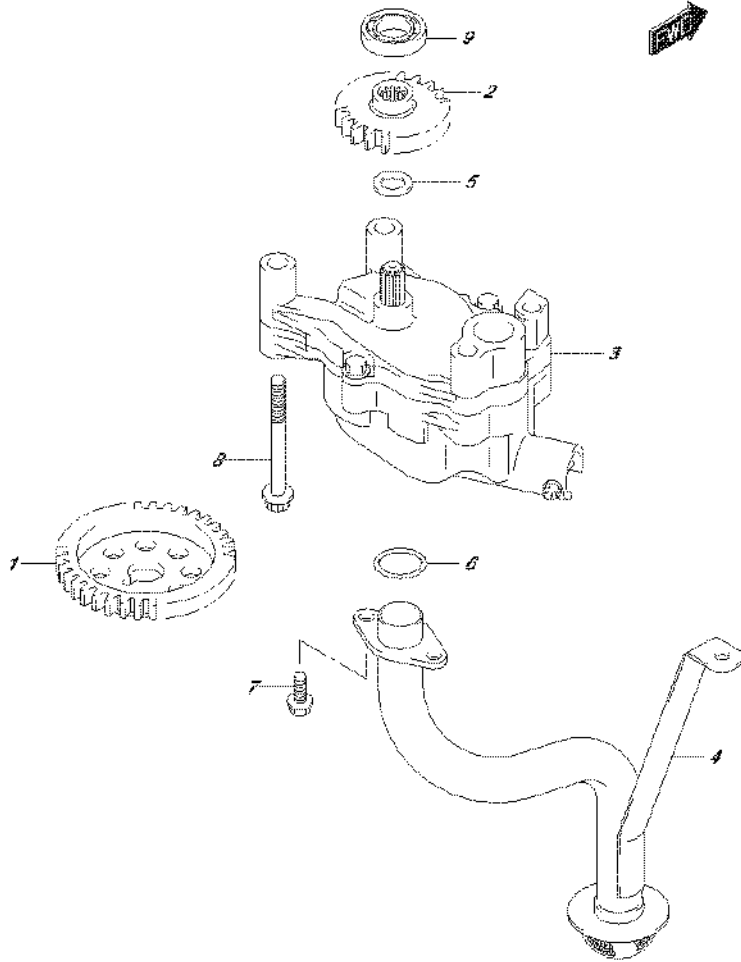


FIG.175A (2-D-10) OIL PUMP

REF NO.	PART NO.	DESCRIPTION	Q'TY	REMARKS
1	12632-96J00	GEAR, OIL PUMP DRIVE (NT:35)	1	
2	16113-96J00	GEAR, OIL PUMP DRIVEN (NT:20)	1	
3	16400-96J00	PUMP ASSY, OIL	1	
4	16520-96J01	STRAINER, OIL PUMP	1	
5	09181-12167	SHIM (12X20X1)	1	
6	09280-22020	O RING (D:2.4,ID:21.8)	2	
7	01550-0616A	BOLT	3	
8	01550-0870A	BOLT	4	
9	08110-60020	BEARING	1	

FIG.178A



FIG.178A (2-D-11) OIL FILTER

REF NO.	PART NO.	DESCRIPTION	Q'TY	REMARKS
1	16510-96J00	FILTER ASSY, OIL	1	
2	16540-96J00	STAND, OIL FILTER	1	
3	16543-96J00	O RING	1	
4	01550-08357	BOLT	3	

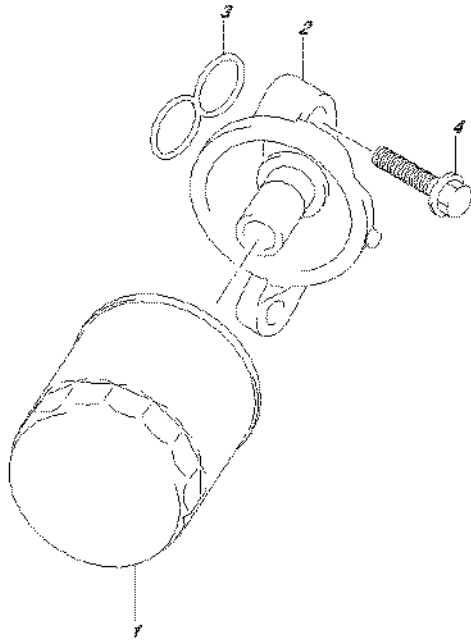
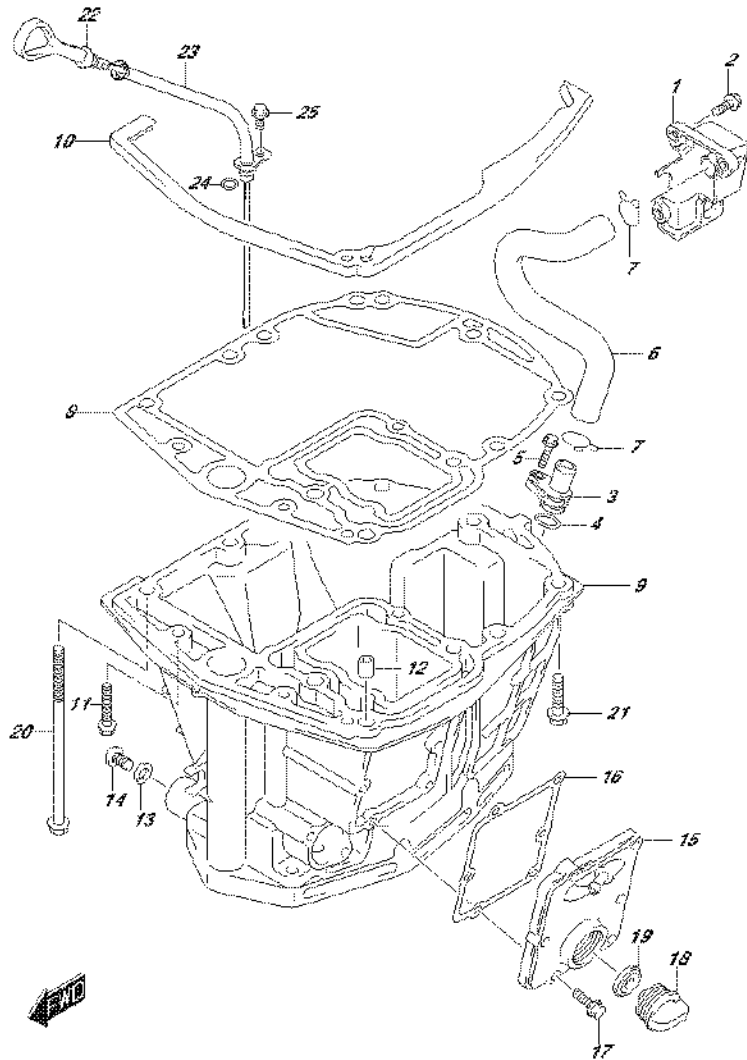


FIG. 180A



DF175_E01_016_180A
OIL PAN

FIG.180A (2-D-12) OIL PAN

REF NO.	PART NO.	DESCRIPTION	Q'TY	REMARKS
1	11430-96J01	PIPE, EXHAUST RELEASE	1	
2	29116-93J00	BOLT, EXH RELEASE PIPE (6X20)	3	
3	11540-96J01	PIPE, EXHAUST	1	
4	09280-16005	O RING (D:2.4,ID:15.8)	1	
5	29116-93J00	BOLT, EXHAUST PIPE (6X20)	1	
6	11543-96J00	HOSE, EXHAUST	1	
7	09401-22408	CLIP	2	
8	11489-96J01	GASKET, OIL PAN	1	
9-1	11501-96J03-0EP	PAN, OIL (BLACK)	1	
9-2	11501-96J03-Y5S	PAN, OIL (WHITE)	1	
10	11544-96J00	SEAL, OIL PAN UPPER	1	
11	09116-08128	BOLT (8X40)	2	
12	09202-08006	PIN (8X12)	2	
13	09168-12012	GASKET (12.5X20X2.5)	1	
14	09248-12009	PLUG (12X18.65)	1	
15-1	11550-96J00-0EP	COVER, WTR JACKET OIL PAN (BLACK)	1	
15-2	11550-96J00-Y5S	COVER, WTR JACKET OIL PAN (WHITE)	1	
16	11552-96J00	GASKET, WTR JACKET COVER	1	
17	09103-06093	BOLT (6X20)	6	
18	17913-93J00	PLUG, WATER	1	
19	17914-93J00	GASKET, WATER PLUG	1	
20	09116-10146	BOLT (10X195)	8	
21	09116-10181	BOLT (10X44)	1	
22	16910-96J01	GAUGE, OIL LEVEL	1	
23	16930-96J00	GUIDE, OIL LEVEL GAUGE	1	
24	09280-09008	O RING (D:2.1,ID:8.8)	1	
25	01550-06127	BOLT	1	

DF175_E01_016

FIG.204A

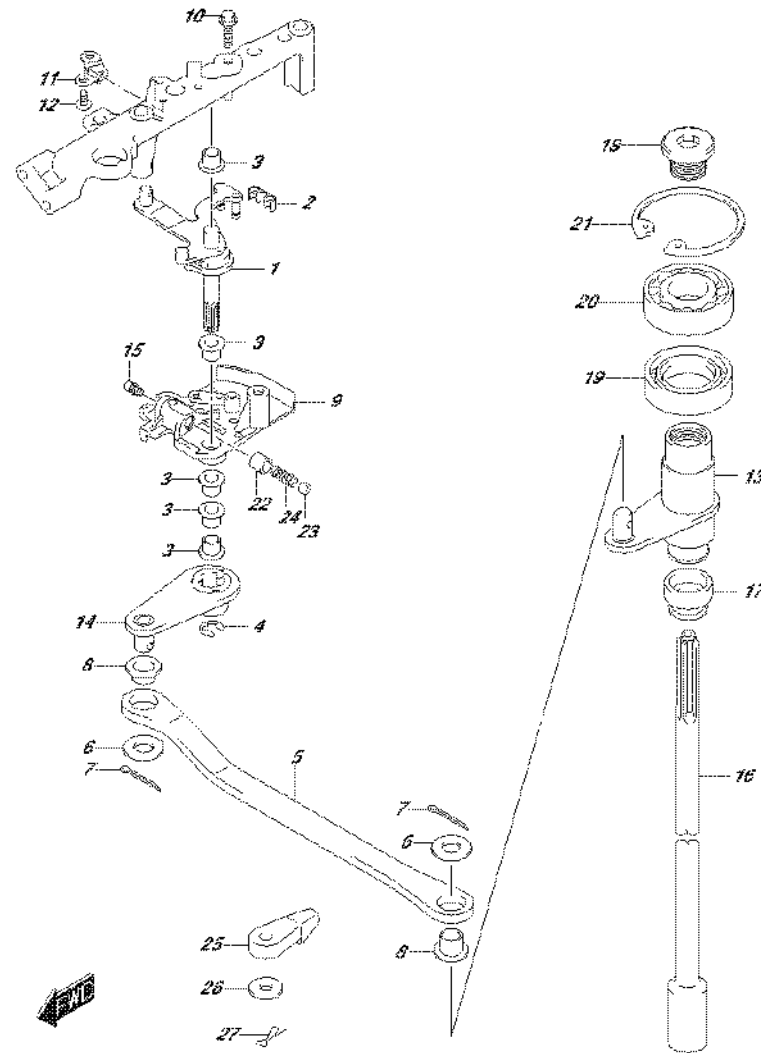


FIG.204A (2-D-13) CLUTCH SHAFT (DF150T E01)

REF NO.	PART NO.	DESCRIPTION	Q'TY	REMARKS
1	21100-96J01	LEVER, CLUTCH	1	
2	21131-93J00	BUSH, CLUTCH LEVER	1	
3	09306-10001	BUSH	4	
4	09383-08004	E RING	1	
5	23115-96J20	LINK, CLUTCH LEVER	1	
6	09160-06094	WASHER (6.5X15X1.5)	2	
7	09204-01006	PIN	2	
8	09306-06004	BUSH	2	
9	21151-96J00	HOLDER, CLUTCH LEVER	1	
10	01550-06207	BOLT	1	
11	21155-93J00	PLATE, SHIFT LEVER	1	
12	02142-05107	SCREW	2	
13	21210-93J01	SHAFT, CLUTCH	1	
14	21230-93J01	ARM, CLUTCH SHAFT	1	
15	22511-99011	NIPPLE, GREASE	1	
16-1	23111-96J00	ROD, CLUTCH (L)	1	W/TRANSOM(L)
16-2	23111-93J00	ROD, CLUTCH (X)	1	W/TRANSOM(X)
17	25223-94400	COVER, CLUTCH ROD	1	
18	09248-12011	PLUG (12X9)	1	
19	09289-18001	OIL SEAL (18X30X8)	1	
20	09262-17019	BEARING (17X35X8)	1	
21	08331-41359	CIRCLIP	1	
22	09205-10006	SPRING PIN (10.2X10)	1	
23	09260-10005	BALL	1	
24	09440-07051	SPRING	1	
25	67467-89J01	CONNECTOR, REMOCON CABLE	2	
26	09160-06055	WASHER (7X12X1)	2	
27	09385-06012	CLIP	2	

FIG.204B

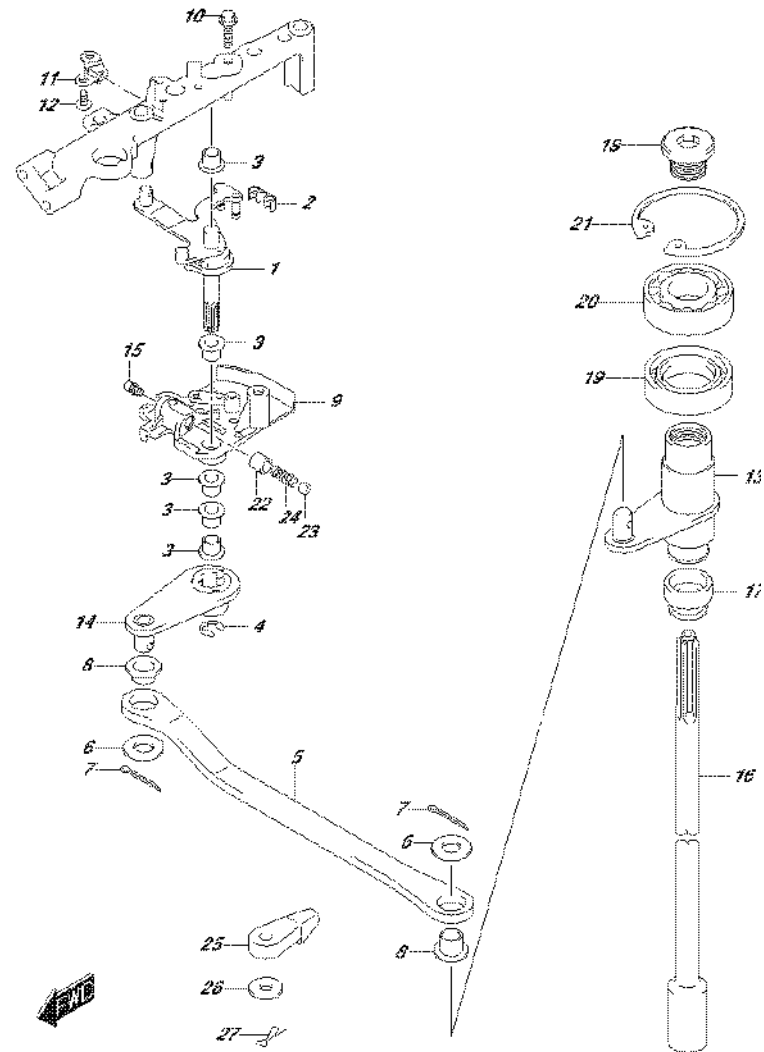


FIG.204B (2-D-14) CLUTCH SHAFT (DF150T E40)

REF NO.	PART NO.	DESCRIPTION	Q'TY	REMARKS
1	21100-96J01	LEVER, CLUTCH	1	
2	21131-93J00	BUSH, CLUTCH LEVER	1	
3	09306-10001	BUSH	4	
4	09383-08004	E RING	1	
5	23115-96J20	LINK, CLUTCH LEVER	1	
6	09160-06094	WASHER (6.5X15X1.5)	2	
7	09204-01006	PIN	2	
8	09306-06004	BUSH	2	
9	21151-96J00	HOLDER, CLUTCH LEVER	1	
10	01550-06207	BOLT	1	
11	21155-93J00	PLATE, SHIFT LEVER	1	
12	02142-05107	SCREW	2	
13	21210-93J01	SHAFT, CLUTCH	1	
14	21230-93J01	ARM, CLUTCH SHAFT	1	
15	22511-99011	NIPPLE, GREASE	1	
16-1	23111-96J00	ROD, CLUTCH (L)	1	W/TRANSOM(L)
16-2	23111-93J00	ROD, CLUTCH (X)	1	W/TRANSOM(X)
17	25223-94400	COVER, CLUTCH ROD	1	
18	09248-12011	PLUG (12X9)	1	
19	09289-18001	OIL SEAL (18X30X8)	1	
20	09262-17019	BEARING (17X35X8)	1	
21	08331-41359	CIRCLIP	1	
22	09205-10006	SPRING PIN (10.2X10)	1	
23	09260-10005	BALL	1	
24	09440-07051	SPRING	1	
25	67467-89J01	CONNECTOR, REMOCON CABLE	2	
26	09160-06055	WASHER (7X12X1)	2	
27	09385-06012	CLIP	2	

FIG.204C

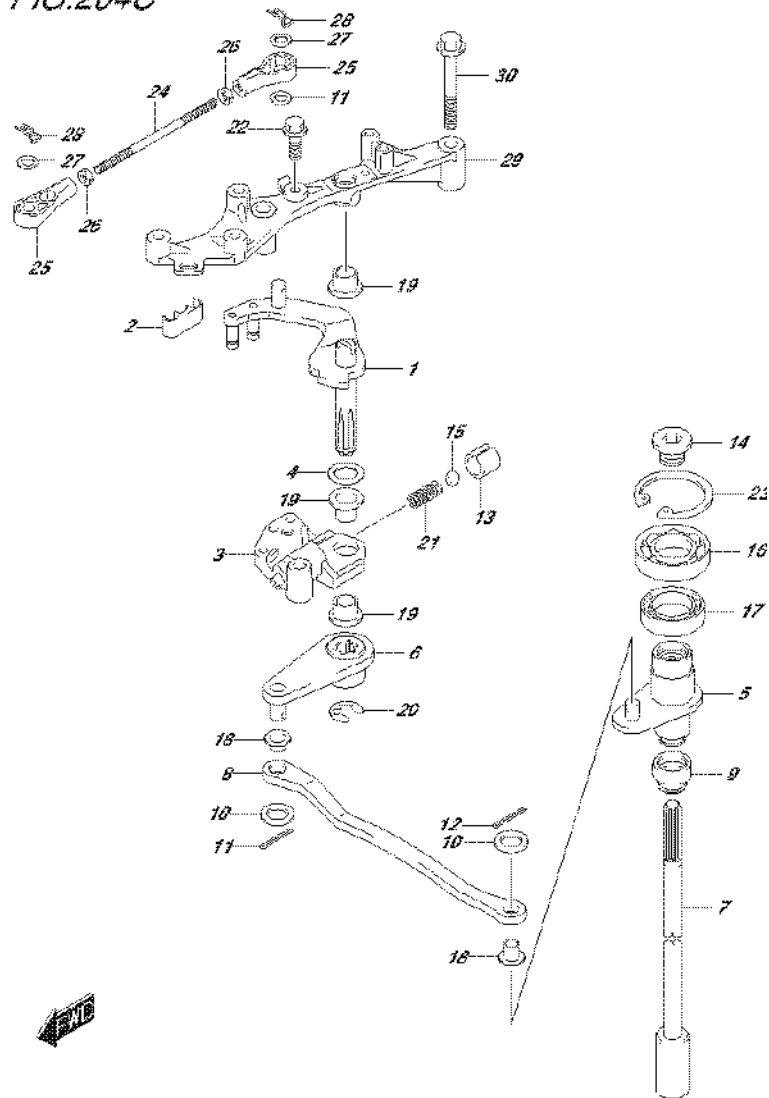


FIG.204C (2-D-15) CLUTCH SHAFT (DF150TG E01)

REF NO.	PART NO.	DESCRIPTION	Q'TY	REMARKS
1	21110-96J11	LEVER, CLUTCH	1	
2	21131-93J00	BUSH, CLUTCH LEVER	1	
3	21151-93J00	HOLDER, CLUTCH LEVER	1	
4	09160-10148	WASHER (10X20X3)	1	
5	21210-98J01	SHAFT, CLUTCH	1	
6	21230-98J01	ARM, CLUTCH SHAFT	1	
7-1	23111-96J00	ROD, CLUTCH (L)	1	W/TRANSOM(L)
7-2	23111-93J00	ROD, CLUTCH (UL)	1	W/TRANSOM(X)
8	23115-96J10	LINK, CLUTCH LEVER	1	
9	25223-94400	COVER, CLUTCH ROD	1	
10	09160-06094	WASHER (6.5X15X1.5)	2	
11	09160-06055	WASHER (7X12X1)	1	
12	09204-01006	PIN	2	
13	09205-10006	SPRING PIN (10.2X10)	1	
14	09248-12011	PLUG (12X9)	1	
15	09260-10005	BALL	1	
16	09262-17019	BEARING (17X35X8)	1	
17	09289-18001	OIL SEAL (18X30X8)	1	
18	09306-06005	BUSH	2	
19	09306-10001	BUSH	3	
20	09383-08004	E RING	1	
21	09440-07051	SPRING	1	
22	01550-06207	BOLT	1	
23	08331-41359	CIRCLIP	1	
24	21241-98J00	LINK, CLUTCH LEVER NO.2	1	
25	67467-89J01	CONNECTOR, REMOCON CABLE	2	
26	67471-99E00	NUT, REMOCON CABLE	2	
27	09160-06055	WASHER (7X12X1)	2	
28	09385-06012	CLIP	2	
29	19115-96J10	HOLDER, CLUTCH LEVER	1	
30	01550-08507	BOLT	2	

FIG.204D

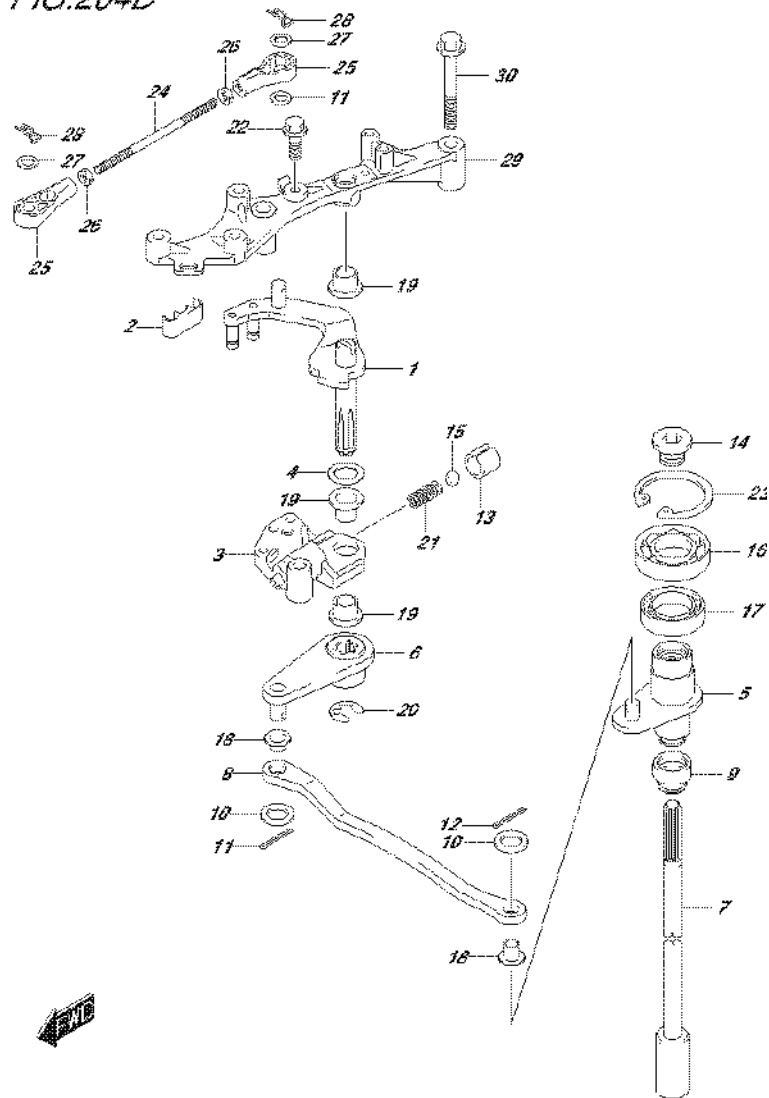


FIG.204D (2-E-2) CLUTCH SHAFT (DF150TG E40)

REF NO.	PART NO.	DESCRIPTION	Q'TY	REMARKS
1	21110-96J11	LEVER, CLUTCH	1	
2	21131-93J00	BUSH, CLUTCH LEVER	1	
3	21151-93J00	HOLDER, CLUTCH LEVER	1	
4	09160-10148	WASHER (10X20X3)	1	
5	21210-98J01	SHAFT, CLUTCH	1	
6	21230-98J01	ARM, CLUTCH SHAFT	1	
7-1	23111-96J00	ROD, CLUTCH (L)	1	W/TRANSOM(L)
7-2	23111-93J00	ROD, CLUTCH (UL)	1	W/TRANSOM(X)
8	23115-96J10	LINK, CLUTCH LEVER	1	
9	25223-94400	COVER, CLUTCH ROD	1	
10	09160-06094	WASHER (6.5X15X1.5)	2	
11	09160-06055	WASHER (7X12X1)	1	
12	09204-01006	PIN	2	
13	09205-10006	SPRING PIN (10.2X10)	1	
14	09248-12011	PLUG (12X9)	1	
15	09260-10005	BALL	1	
16	09262-17019	BEARING (17X35X8)	1	
17	09289-18001	OIL SEAL (18X30X8)	1	
18	09306-06005	BUSH	2	
19	09306-10001	BUSH	3	
20	09383-08004	E RING	1	
21	09440-07051	SPRING	1	
22	01550-06207	BOLT	1	
23	08331-41359	CIRCLIP	1	
24	21241-98J00	LINK, CLUTCH LEVER NO.2	1	
25	67467-89J01	CONNECTOR, REMOCON CABLE	2	
26	67471-99E00	NUT, REMOCON CABLE	2	
27	09160-06055	WASHER (7X12X1)	2	
28	09385-06012	CLIP	2	
29	19115-96J10	HOLDER, CLUTCH LEVER	1	
30	01550-08507	BOLT	2	

FIG.204E

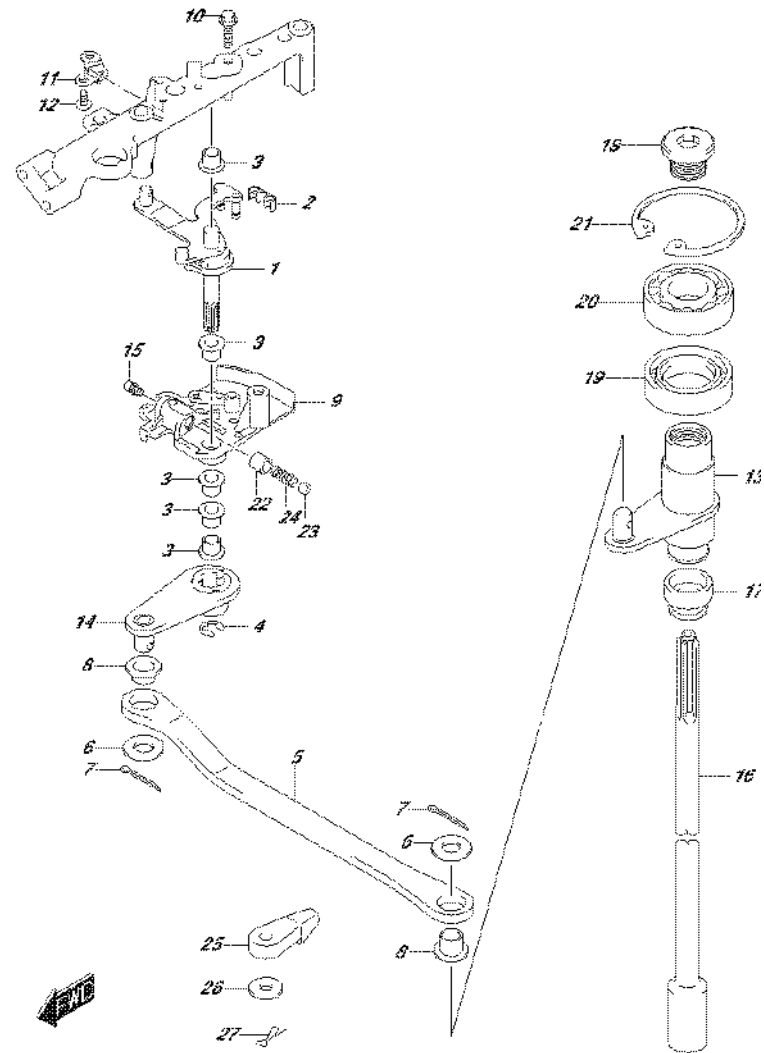
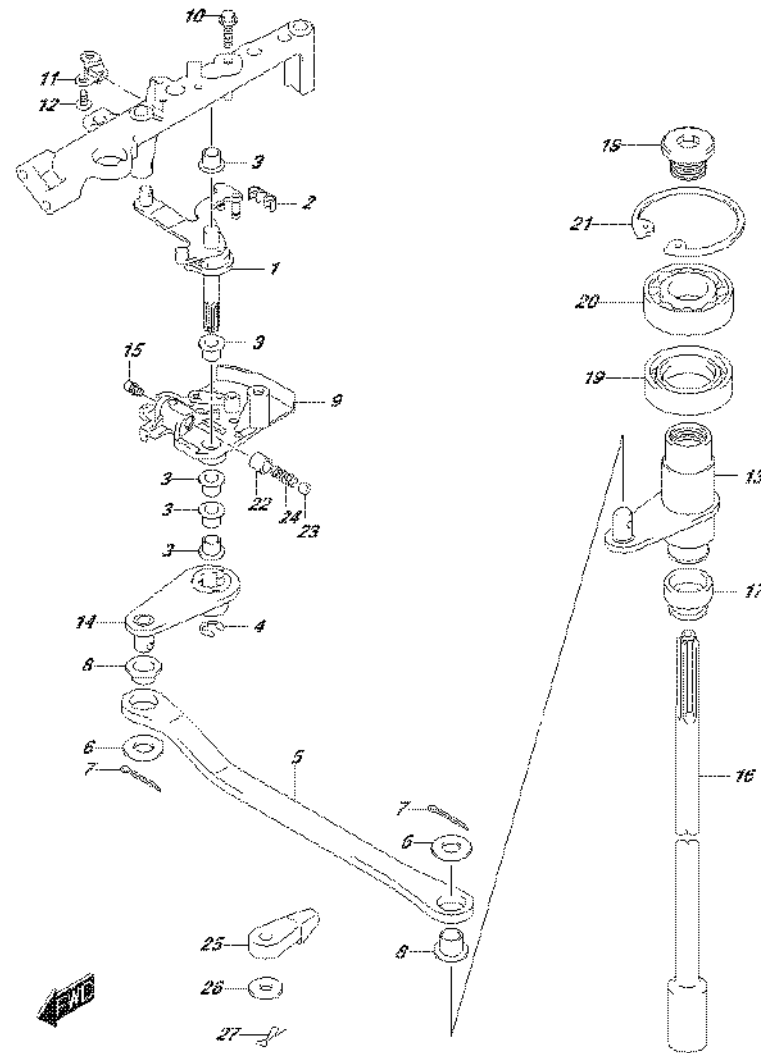


FIG.204E (2-E-3) CLUTCH SHAFT (DF150Z E01)

REF NO.	PART NO.	DESCRIPTION	Q'TY	REMARKS
1	21100-96J01	LEVER, CLUTCH	1	
2	21131-93J00	BUSH, CLUTCH LEVER	1	
3	09306-10001	BUSH	4	
4	09383-08004	E RING	1	
5	23115-96J20	LINK, CLUTCH LEVER	1	
6	09160-06094	WASHER (6.5X15X1.5)	2	
7	09204-01006	PIN	2	
8	09306-06004	BUSH	2	
9	21151-96J00	HOLDER, CLUTCH LEVER	1	
10	01550-06207	BOLT	1	
11	21155-93J00	PLATE, SHIFT LEVER	1	
12	02142-05107	SCREW	2	
13	21210-93J01	SHAFT, CLUTCH	1	
14	21230-93J01	ARM, CLUTCH SHAFT	1	
15	22511-99011	NIPPLE, GREASE	1	
16-1	23111-96J00	ROD, CLUTCH (L)	1	W/TRANSOM(L)
16-2	23111-93J00	ROD, CLUTCH (X)	1	W/TRANSOM(X)
17	25223-94400	COVER, CLUTCH ROD	1	
18	09248-12011	PLUG (12X9)	1	
19	09289-18001	OIL SEAL (18X30X8)	1	
20	09262-17019	BEARING (17X35X8)	1	
21	08331-41359	CIRCLIP	1	
22	09205-10006	SPRING PIN (10.2X10)	1	
23	09260-10005	BALL	1	
24	09440-07051	SPRING	1	
25	67467-89J01	CONNECTOR, REMOCON CABLE	2	
26	09160-06055	WASHER (7X12X1)	2	
27	09385-06012	CLIP	2	

FIG.204F



DF175_E01_016_204F
CLUTCH SHAFT

FIG.204F (2-E-4) CLUTCH SHAFT (DF150Z E40)

REF NO.	PART NO.	DESCRIPTION	Q'TY	REMARKS
1	21100-96J01	LEVER, CLUTCH	1	
2	21131-93J00	BUSH, CLUTCH LEVER	1	
3	09306-10001	BUSH	4	
4	09383-08004	E RING	1	
5	23115-96J20	LINK, CLUTCH LEVER	1	
6	09160-06094	WASHER (6.5X15X1.5)	2	
7	09204-01006	PIN	2	
8	09306-06004	BUSH	2	
9	21151-96J00	HOLDER, CLUTCH LEVER	1	
10	01550-06207	BOLT	1	
11	21155-93J00	PLATE, SHIFT LEVER	1	
12	02142-05107	SCREW	2	
13	21210-93J01	SHAFT, CLUTCH	1	
14	21230-93J01	ARM, CLUTCH SHAFT	1	
15	22511-99011	NIPPLE, GREASE	1	
16-1	23111-96J00	ROD, CLUTCH (L)	1	W/TRANSOM(L)
16-2	23111-93J00	ROD, CLUTCH (X)	1	W/TRANSOM(X)
17	25223-94400	COVER, CLUTCH ROD	1	
18	09248-12011	PLUG (12X9)	1	
19	09289-18001	OIL SEAL (18X30X8)	1	
20	09262-17019	BEARING (17X35X8)	1	
21	08331-41359	CIRCLIP	1	
22	09205-10006	SPRING PIN (10.2X10)	1	
23	09260-10005	BALL	1	
24	09440-07051	SPRING	1	
25	67467-89J01	CONNECTOR, REMOCON CABLE	2	
26	09160-06055	WASHER (7X12X1)	2	
27	09385-06012	CLIP	2	

DF175_E01_016

FIG.204G

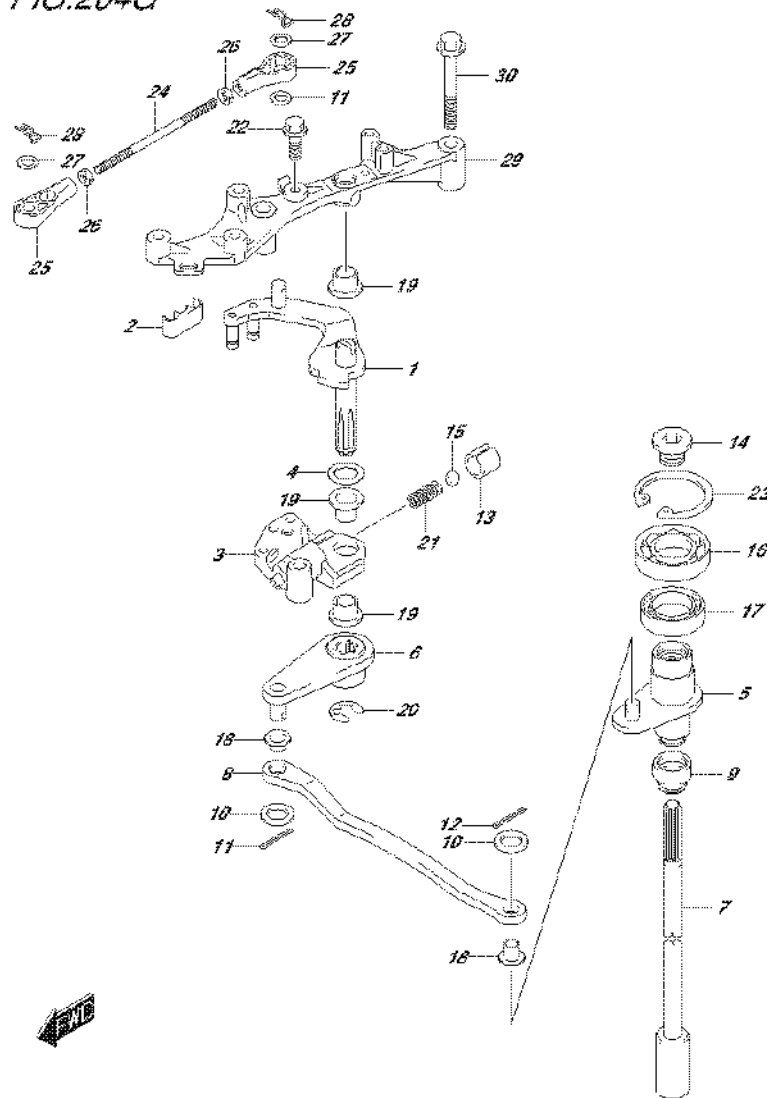


FIG.204G (2-E-5) CLUTCH SHAFT (DF150ZG E01)

REF NO.	PART NO.	DESCRIPTION	Q'TY	REMARKS
1	21110-96J11	LEVER, CLUTCH	1	
2	21131-93J00	BUSH, CLUTCH LEVER	1	
3	21151-93J00	HOLDER, CLUTCH LEVER	1	
4	09160-10148	WASHER (10X20X3)	1	
5	21210-98J01	SHAFT, CLUTCH	1	
6	21230-98J01	ARM, CLUTCH SHAFT	1	
7-1	23111-96J00	ROD, CLUTCH (L)	1	W/TRANSOM(L)
7-2	23111-93J00	ROD, CLUTCH (UL)	1	W/TRANSOM(X)
8	23115-96J10	LINK, CLUTCH LEVER	1	
9	25223-94400	COVER, CLUTCH ROD	1	
10	09160-06094	WASHER (6.5X15X1.5)	2	
11	09160-06055	WASHER (7X12X1)	1	
12	09204-01006	PIN	2	
13	09205-10006	SPRING PIN (10.2X10)	1	
14	09248-12011	PLUG (12X9)	1	
15	09260-10005	BALL	1	
16	09262-17019	BEARING (17X35X8)	1	
17	09289-18001	OIL SEAL (18X30X8)	1	
18	09306-06005	BUSH	2	
19	09306-10001	BUSH	3	
20	09383-08004	E RING	1	
21	09440-07051	SPRING	1	
22	01550-06207	BOLT	1	
23	08331-41359	CIRCLIP	1	
24	21241-98J00	LINK, CLUTCH LEVER NO.2	1	
25	67467-89J01	CONNECTOR, REMOCON CABLE	2	
26	67471-99E00	NUT, REMOCON CABLE	2	
27	09160-06055	WASHER (7X12X1)	2	
28	09385-06012	CLIP	2	
29	19115-96J10	HOLDER, CLUTCH LEVER	1	
30	01550-08507	BOLT	2	

FIG.204H

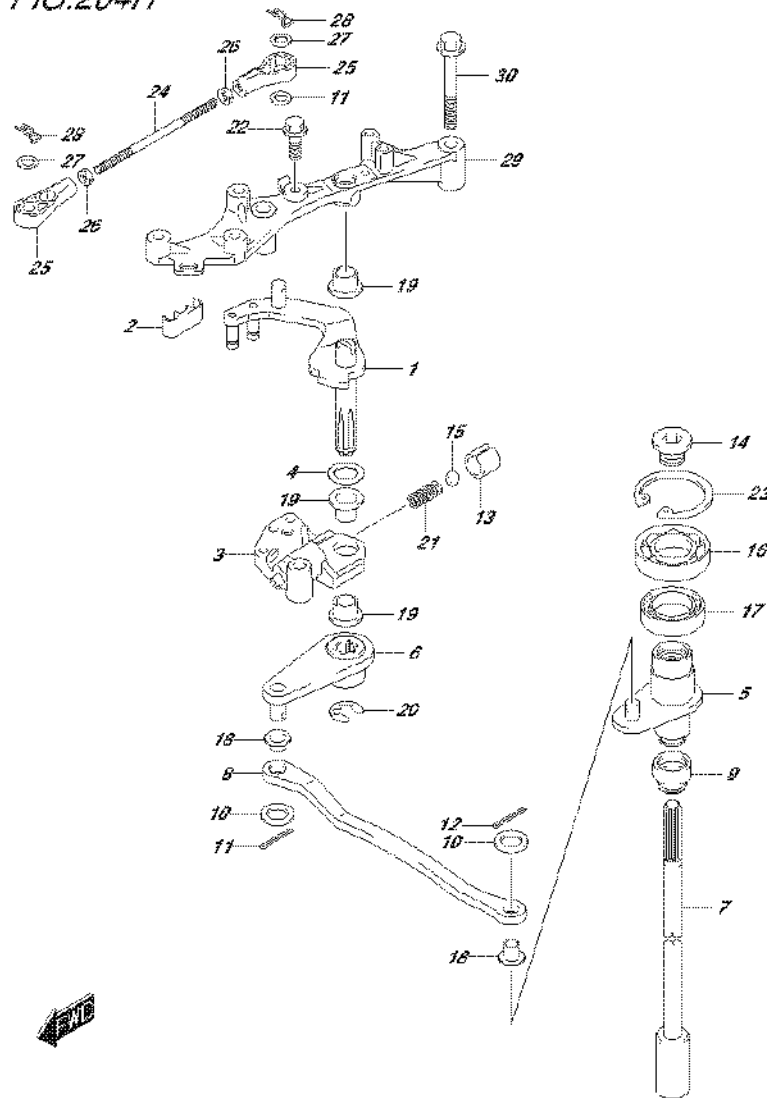


FIG.204H (2-E-6) CLUTCH SHAFT (DF150ZG E40)

REF NO.	PART NO.	DESCRIPTION	Q'TY	REMARKS
1	21110-96J11	LEVER, CLUTCH	1	
2	21131-93J00	BUSH, CLUTCH LEVER	1	
3	21151-93J00	HOLDER, CLUTCH LEVER	1	
4	09160-10148	WASHER (10X20X3)	1	
5	21210-98J01	SHAFT, CLUTCH	1	
6	21230-98J01	ARM, CLUTCH SHAFT	1	
7-1	23111-96J00	ROD, CLUTCH (L)	1	W/TRANSOM(L)
7-2	23111-93J00	ROD, CLUTCH (UL)	1	W/TRANSOM(X)
8	23115-96J10	LINK, CLUTCH LEVER	1	
9	25223-94400	COVER, CLUTCH ROD	1	
10	09160-06094	WASHER (6.5X15X1.5)	2	
11	09160-06055	WASHER (7X12X1)	1	
12	09204-01006	PIN	2	
13	09205-10006	SPRING PIN (10.2X10)	1	
14	09248-12011	PLUG (12X9)	1	
15	09260-10005	BALL	1	
16	09262-17019	BEARING (17X35X8)	1	
17	09289-18001	OIL SEAL (18X30X8)	1	
18	09306-06005	BUSH	2	
19	09306-10001	BUSH	3	
20	09383-08004	E RING	1	
21	09440-07051	SPRING	1	
22	01550-06207	BOLT	1	
23	08331-41359	CIRCLIP	1	
24	21241-98J00	LINK, CLUTCH LEVER NO.2	1	
25	67467-89J01	CONNECTOR, REMOCON CABLE	2	
26	67471-99E00	NUT, REMOCON CABLE	2	
27	09160-06055	WASHER (7X12X1)	2	
28	09385-06012	CLIP	2	
29	19115-96J10	HOLDER, CLUTCH LEVER	1	
30	01550-08507	BOLT	2	

FIG.204J

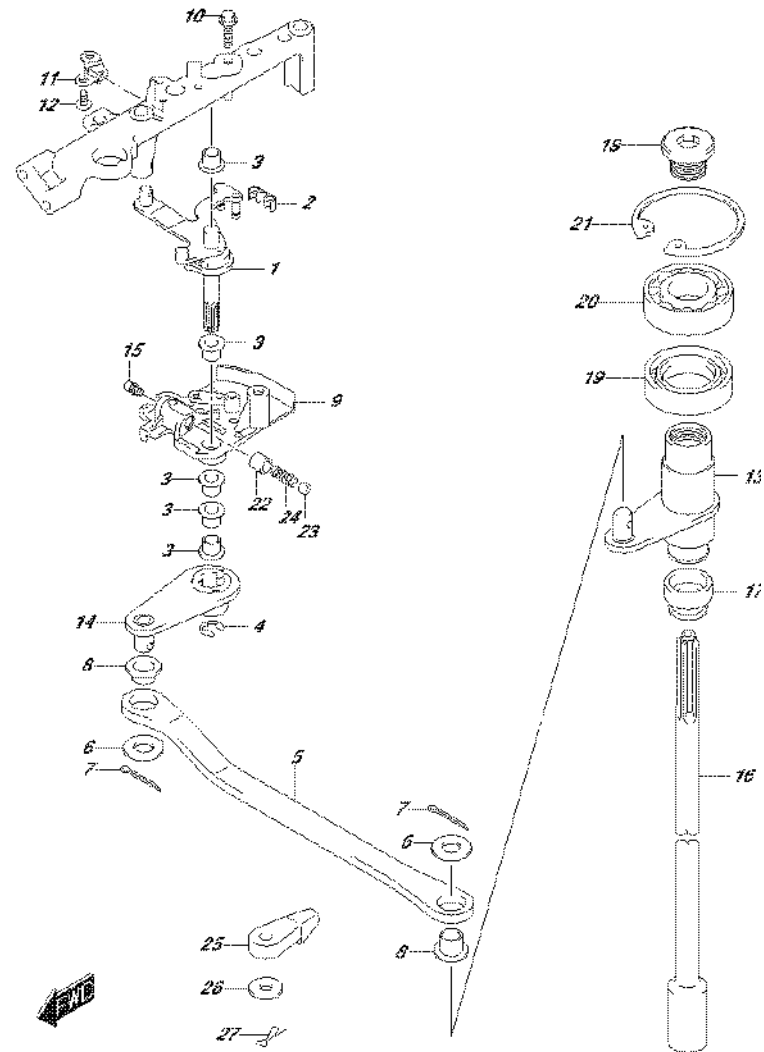
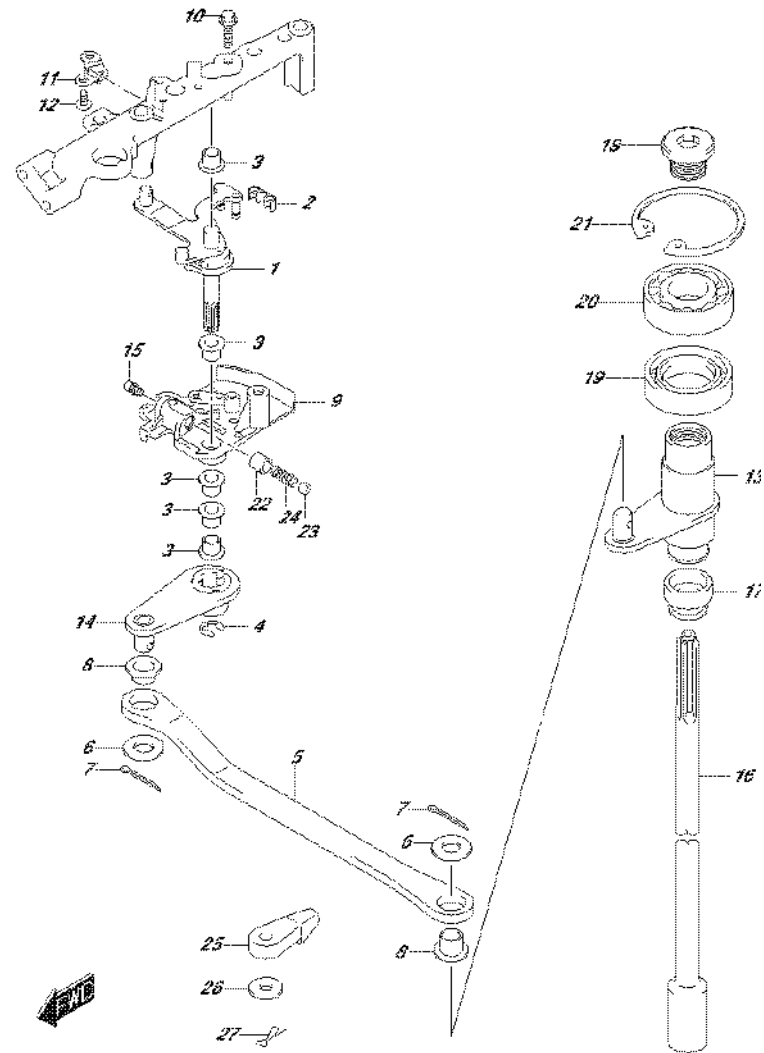


FIG.204J (2-E-7) CLUTCH SHAFT (DF175T E01)

REF NO.	PART NO.	DESCRIPTION	Q'TY	REMARKS
1	21100-96J01	LEVER, CLUTCH	1	
2	21131-93J00	BUSH, CLUTCH LEVER	1	
3	09306-10001	BUSH	4	
4	09383-08004	E RING	1	
5	23115-96J20	LINK, CLUTCH LEVER	1	
6	09160-06094	WASHER (6.5X15X1.5)	2	
7	09204-01006	PIN	2	
8	09306-06004	BUSH	2	
9	21151-96J00	HOLDER, CLUTCH LEVER	1	
10	01550-06207	BOLT	1	
11	21155-93J00	PLATE, SHIFT LEVER	1	
12	02142-05107	SCREW	2	
13	21210-93J01	SHAFT, CLUTCH	1	
14	21230-93J01	ARM, CLUTCH SHAFT	1	
15	22511-99011	NIPPLE, GREASE	1	
16-1	23111-96J00	ROD, CLUTCH (L)	1	W/TRANSOM(L)
16-2	23111-93J00	ROD, CLUTCH (X)	1	W/TRANSOM(X)
17	25223-94400	COVER, CLUTCH ROD	1	
18	09248-12011	PLUG (12X9)	1	
19	09289-18001	OIL SEAL (18X30X8)	1	
20	09262-17019	BEARING (17X35X8)	1	
21	08331-41359	CIRCLIP	1	
22	09205-10006	SPRING PIN (10.2X10)	1	
23	09260-10005	BALL	1	
24	09440-07051	SPRING	1	
25	67467-89J01	CONNECTOR, REMOCON CABLE	2	
26	09160-06055	WASHER (7X12X1)	2	
27	09385-06012	CLIP	2	

FIG.204K



DF175_E01_016_204K
CLUTCH SHAFT

FIG.204K (2-E-8) CLUTCH SHAFT (DF175T E40)

REF NO.	PART NO.	DESCRIPTION	Q'TY	REMARKS
1	21100-96J01	LEVER, CLUTCH	1	
2	21131-93J00	BUSH, CLUTCH LEVER	1	
3	09306-10001	BUSH	4	
4	09383-08004	E RING	1	
5	23115-96J20	LINK, CLUTCH LEVER	1	
6	09160-06094	WASHER (6.5X15X1.5)	2	
7	09204-01006	PIN	2	
8	09306-06004	BUSH	2	
9	21151-96J00	HOLDER, CLUTCH LEVER	1	
10	01550-06207	BOLT	1	
11	21155-93J00	PLATE, SHIFT LEVER	1	
12	02142-05107	SCREW	2	
13	21210-93J01	SHAFT, CLUTCH	1	
14	21230-93J01	ARM, CLUTCH SHAFT	1	
15	22511-99011	NIPPLE, GREASE	1	
16-1	23111-96J00	ROD, CLUTCH (L)	1	W/TRANSOM(L)
16-2	23111-93J00	ROD, CLUTCH (X)	1	W/TRANSOM(X)
17	25223-94400	COVER, CLUTCH ROD	1	
18	09248-12011	PLUG (12X9)	1	
19	09289-18001	OIL SEAL (18X30X8)	1	
20	09262-17019	BEARING (17X35X8)	1	
21	08331-41359	CIRCLIP	1	
22	09205-10006	SPRING PIN (10.2X10)	1	
23	09260-10005	BALL	1	
24	09440-07051	SPRING	1	
25	67467-89J01	CONNECTOR, REMOCON CABLE	2	
26	09160-06055	WASHER (7X12X1)	2	
27	09385-06012	CLIP	2	

DF175_E01_016

FIG.204L

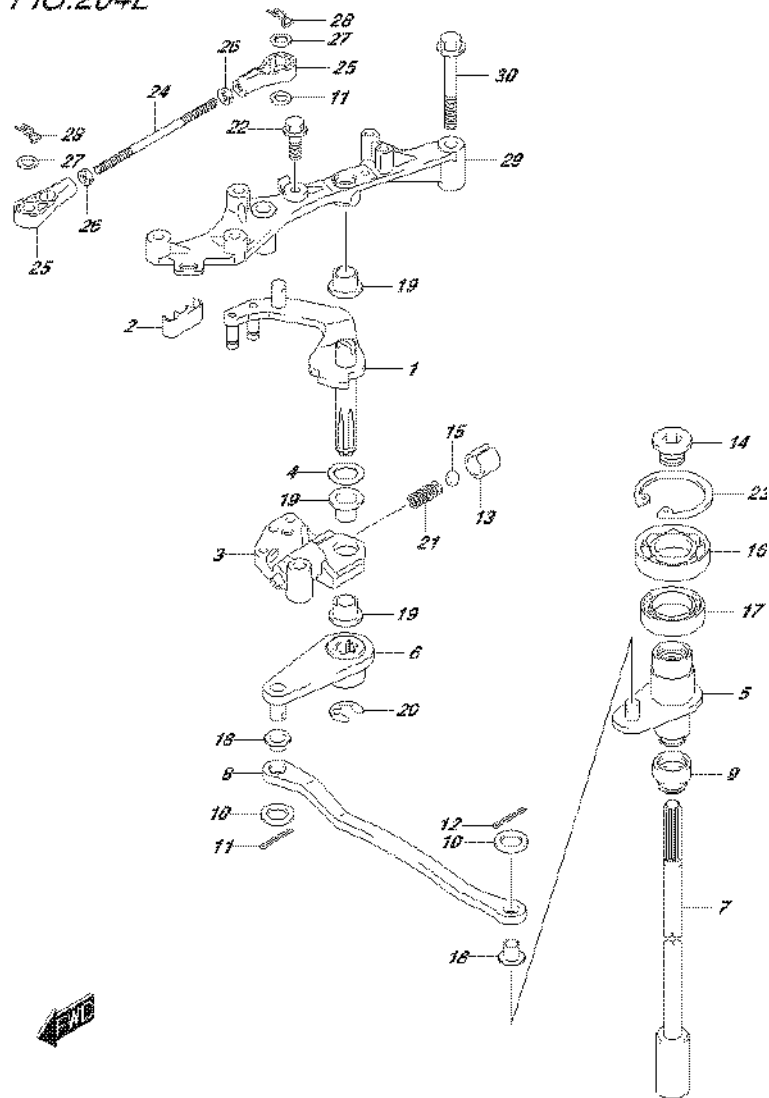


FIG.204L (2-E-9) CLUTCH SHAFT (DF175TG E01)

REF NO.	PART NO.	DESCRIPTION	Q'TY	REMARKS
1	21110-96J11	LEVER, CLUTCH	1	
2	21131-93J00	BUSH, CLUTCH LEVER	1	
3	21151-93J00	HOLDER, CLUTCH LEVER	1	
4	09160-10148	WASHER (10X20X3)	1	
5	21210-98J01	SHAFT, CLUTCH	1	
6	21230-98J01	ARM, CLUTCH SHAFT	1	
7-1	23111-96J00	ROD, CLUTCH (L)	1	W/TRANSOM(L)
7-2	23111-93J00	ROD, CLUTCH (UL)	1	W/TRANSOM(X)
8	23115-96J10	LINK, CLUTCH LEVER	1	
9	25223-94400	COVER, CLUTCH ROD	1	
10	09160-06094	WASHER (6.5X15X1.5)	2	
11	09160-06055	WASHER (7X12X1)	1	
12	09204-01006	PIN	2	
13	09205-10006	SPRING PIN (10.2X10)	1	
14	09248-12011	PLUG (12X9)	1	
15	09260-10005	BALL	1	
16	09262-17019	BEARING (17X35X8)	1	
17	09289-18001	OIL SEAL (18X30X8)	1	
18	09306-06005	BUSH	2	
19	09306-10001	BUSH	3	
20	09383-08004	E RING	1	
21	09440-07051	SPRING	1	
22	01550-06207	BOLT	1	
23	08331-41359	CIRCLIP	1	
24	21241-98J00	LINK, CLUTCH LEVER NO.2	1	
25	67467-89J01	CONNECTOR, REMOCON CABLE	2	
26	67471-99E00	NUT, REMOCON CABLE	2	
27	09160-06055	WASHER (7X12X1)	2	
28	09385-06012	CLIP	2	
29	19115-96J10	HOLDER, CLUTCH LEVER	1	
30	01550-08507	BOLT	2	

FIG.204M

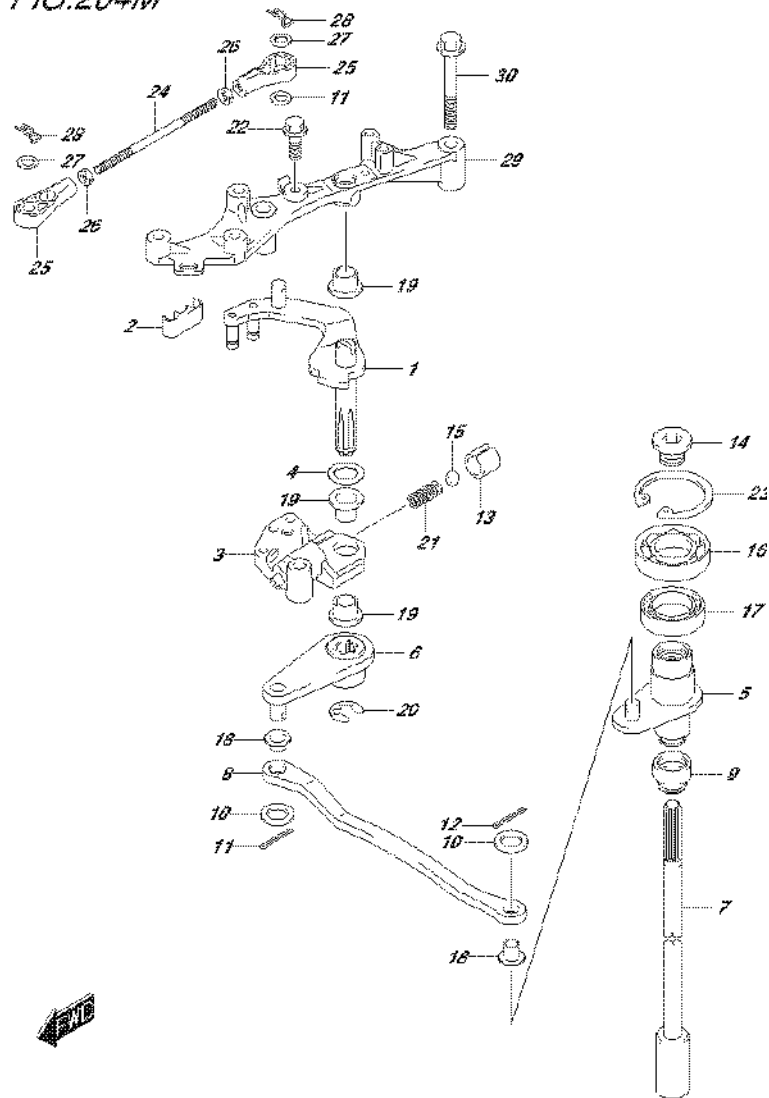
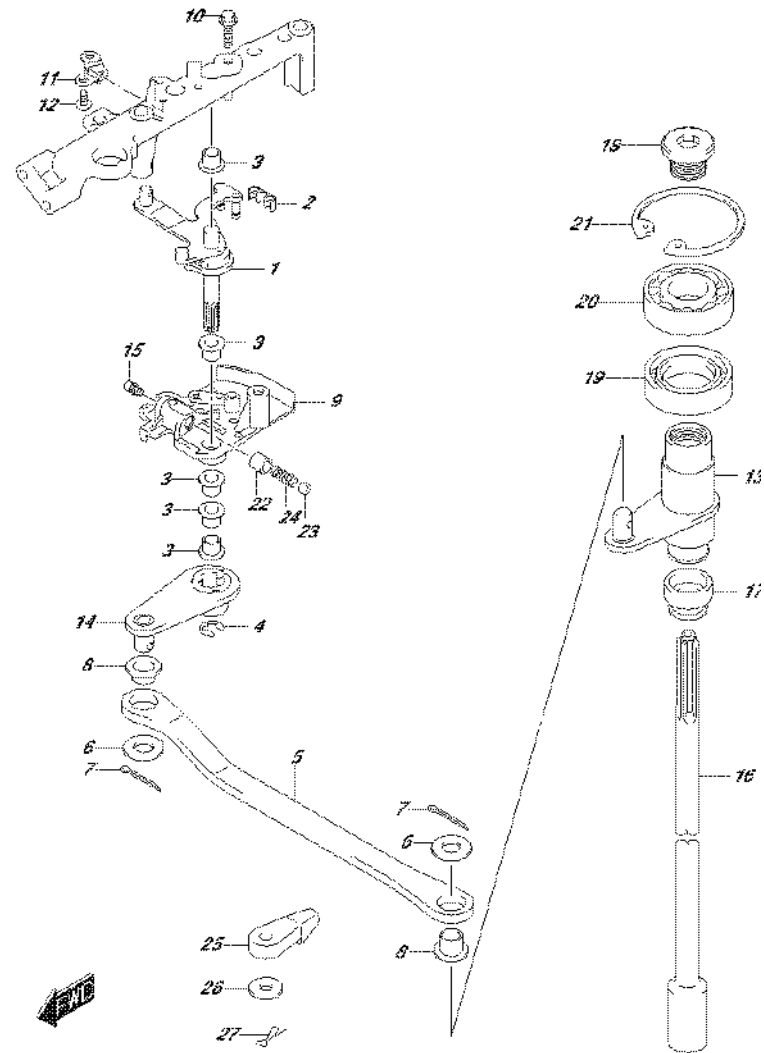


FIG.204M (2-E-10) CLUTCH SHAFT (DF175TG E40)

REF NO.	PART NO.	DESCRIPTION	Q'TY	REMARKS
1	21110-96J11	LEVER, CLUTCH	1	
2	21131-93J00	BUSH, CLUTCH LEVER	1	
3	21151-93J00	HOLDER, CLUTCH LEVER	1	
4	09160-10148	WASHER (10X20X3)	1	
5	21210-98J01	SHAFT, CLUTCH	1	
6	21230-98J01	ARM, CLUTCH SHAFT	1	
7-1	23111-96J00	ROD, CLUTCH (L)	1	W/TRANSOM(L)
7-2	23111-93J00	ROD, CLUTCH (UL)	1	W/TRANSOM(X)
8	23115-96J10	LINK, CLUTCH LEVER	1	
9	25223-94400	COVER, CLUTCH ROD	1	
10	09160-06094	WASHER (6.5X15X1.5)	2	
11	09160-06055	WASHER (7X12X1)	1	
12	09204-01006	PIN	2	
13	09205-10006	SPRING PIN (10.2X10)	1	
14	09248-12011	PLUG (12X9)	1	
15	09260-10005	BALL	1	
16	09262-17019	BEARING (17X35X8)	1	
17	09289-18001	OIL SEAL (18X30X8)	1	
18	09306-06005	BUSH	2	
19	09306-10001	BUSH	3	
20	09383-08004	E RING	1	
21	09440-07051	SPRING	1	
22	01550-06207	BOLT	1	
23	08331-41359	CIRCLIP	1	
24	21241-98J00	LINK, CLUTCH LEVER NO.2	1	
25	67467-89J01	CONNECTOR, REMOCON CABLE	2	
26	67471-99E00	NUT, REMOCON CABLE	2	
27	09160-06055	WASHER (7X12X1)	2	
28	09385-06012	CLIP	2	
29	19115-96J10	HOLDER, CLUTCH LEVER	1	
30	01550-08507	BOLT	2	

FIG.204N



DF175_E01_016_204N
CLUTCH SHAFT

FIG.204N (2-E-11) CLUTCH SHAFT (DF175Z E01)

REF NO.	PART NO.	DESCRIPTION	Q'TY	REMARKS
1	21100-96J01	LEVER, CLUTCH	1	
2	21131-93J00	BUSH, CLUTCH LEVER	1	
3	09306-10001	BUSH	4	
4	09383-08004	E RING	1	
5	23115-96J20	LINK, CLUTCH LEVER	1	
6	09160-06094	WASHER (6.5X15X1.5)	2	
7	09204-01006	PIN	2	
8	09306-06004	BUSH	2	
9	21151-96J00	HOLDER, CLUTCH LEVER	1	
10	01550-06207	BOLT	1	
11	21155-93J00	PLATE, SHIFT LEVER	1	
12	02142-05107	SCREW	2	
13	21210-93J01	SHAFT, CLUTCH	1	
14	21230-93J01	ARM, CLUTCH SHAFT	1	
15	22511-99011	NIPPLE, GREASE	1	
16-1	23111-96J00	ROD, CLUTCH (L)	1	W/TRANSOM(L)
16-2	23111-93J00	ROD, CLUTCH (X)	1	W/TRANSOM(X)
17	25223-94400	COVER, CLUTCH ROD	1	
18	09248-12011	PLUG (12X9)	1	
19	09289-18001	OIL SEAL (18X30X8)	1	
20	09262-17019	BEARING (17X35X8)	1	
21	08331-41359	CIRCLIP	1	
22	09205-10006	SPRING PIN (10.2X10)	1	
23	09260-10005	BALL	1	
24	09440-07051	SPRING	1	
25	67467-89J01	CONNECTOR, REMOCON CABLE	2	
26	09160-06055	WASHER (7X12X1)	2	
27	09385-06012	CLIP	2	

DF175_E01_016

FIG.204P

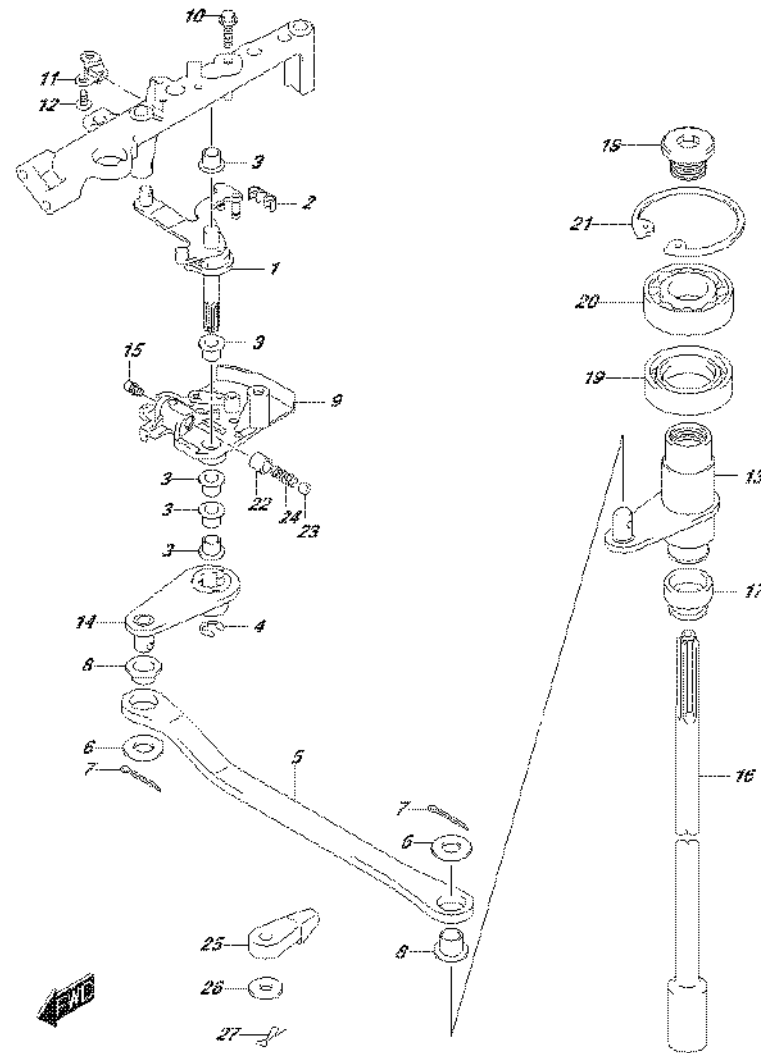


FIG.204P (2-E-12) CLUTCH SHAFT (DF175Z E40)

REF NO.	PART NO.	DESCRIPTION	Q'TY	REMARKS
1	21100-96J01	LEVER, CLUTCH	1	
2	21131-93J00	BUSH, CLUTCH LEVER	1	
3	09306-10001	BUSH	4	
4	09383-08004	E RING	1	
5	23115-96J20	LINK, CLUTCH LEVER	1	
6	09160-06094	WASHER (6.5X15X1.5)	2	
7	09204-01006	PIN	2	
8	09306-06004	BUSH	2	
9	21151-96J00	HOLDER, CLUTCH LEVER	1	
10	01550-06207	BOLT	1	
11	21155-93J00	PLATE, SHIFT LEVER	1	
12	02142-05107	SCREW	2	
13	21210-93J01	SHAFT, CLUTCH	1	
14	21230-93J01	ARM, CLUTCH SHAFT	1	
15	22511-99011	NIPPLE, GREASE	1	
16-1	23111-96J00	ROD, CLUTCH (L)	1	W/TRANSOM(L)
16-2	23111-93J00	ROD, CLUTCH (X)	1	W/TRANSOM(X)
17	25223-94400	COVER, CLUTCH ROD	1	
18	09248-12011	PLUG (12X9)	1	
19	09289-18001	OIL SEAL (18X30X8)	1	
20	09262-17019	BEARING (17X35X8)	1	
21	08331-41359	CIRCLIP	1	
22	09205-10006	SPRING PIN (10.2X10)	1	
23	09260-10005	BALL	1	
24	09440-07051	SPRING	1	
25	67467-89J01	CONNECTOR, REMOCON CABLE	2	
26	09160-06055	WASHER (7X12X1)	2	
27	09385-06012	CLIP	2	

FIG.204R

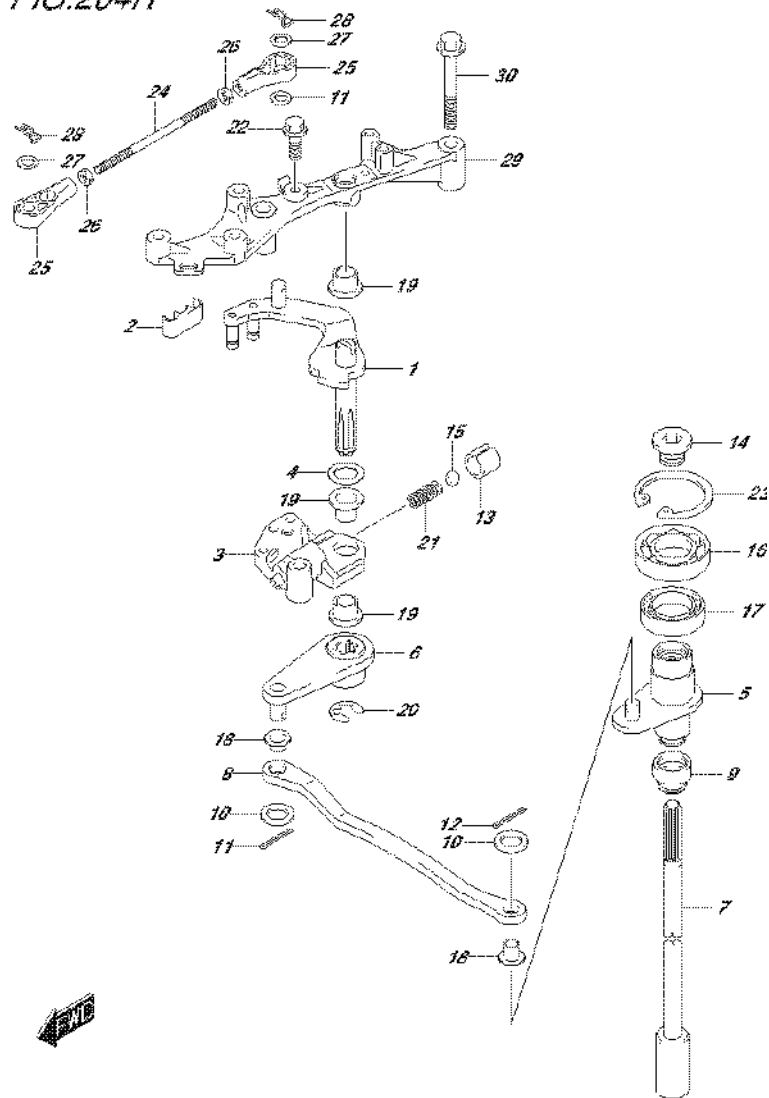


FIG.204R (2-E-13) CLUTCH SHAFT (DF175ZG E01)

REF NO.	PART NO.	DESCRIPTION	Q'TY	REMARKS
1	21110-96J11	LEVER, CLUTCH	1	
2	21131-93J00	BUSH, CLUTCH LEVER	1	
3	21151-93J00	HOLDER, CLUTCH LEVER	1	
4	09160-10148	WASHER (10X20X3)	1	
5	21210-98J01	SHAFT, CLUTCH	1	
6	21230-98J01	ARM, CLUTCH SHAFT	1	
7-1	23111-96J00	ROD, CLUTCH (L)	1	W/TRANSOM(L)
7-2	23111-93J00	ROD, CLUTCH (UL)	1	W/TRANSOM(X)
8	23115-96J10	LINK, CLUTCH LEVER	1	
9	25223-94400	COVER, CLUTCH ROD	1	
10	09160-06094	WASHER (6.5X15X1.5)	2	
11	09160-06055	WASHER (7X12X1)	1	
12	09204-01006	PIN	2	
13	09205-10006	SPRING PIN (10.2X10)	1	
14	09248-12011	PLUG (12X9)	1	
15	09260-10005	BALL	1	
16	09262-17019	BEARING (17X35X8)	1	
17	09289-18001	OIL SEAL (18X30X8)	1	
18	09306-06005	BUSH	2	
19	09306-10001	BUSH	3	
20	09383-08004	E RING	1	
21	09440-07051	SPRING	1	
22	01550-06207	BOLT	1	
23	08331-41359	CIRCLIP	1	
24	21241-98J00	LINK, CLUTCH LEVER NO.2	1	
25	67467-89J01	CONNECTOR, REMOCON CABLE	2	
26	67471-99E00	NUT, REMOCON CABLE	2	
27	09160-06055	WASHER (7X12X1)	2	
28	09385-06012	CLIP	2	
29	19115-96J10	HOLDER, CLUTCH LEVER	1	
30	01550-08507	BOLT	2	

FIG.204S

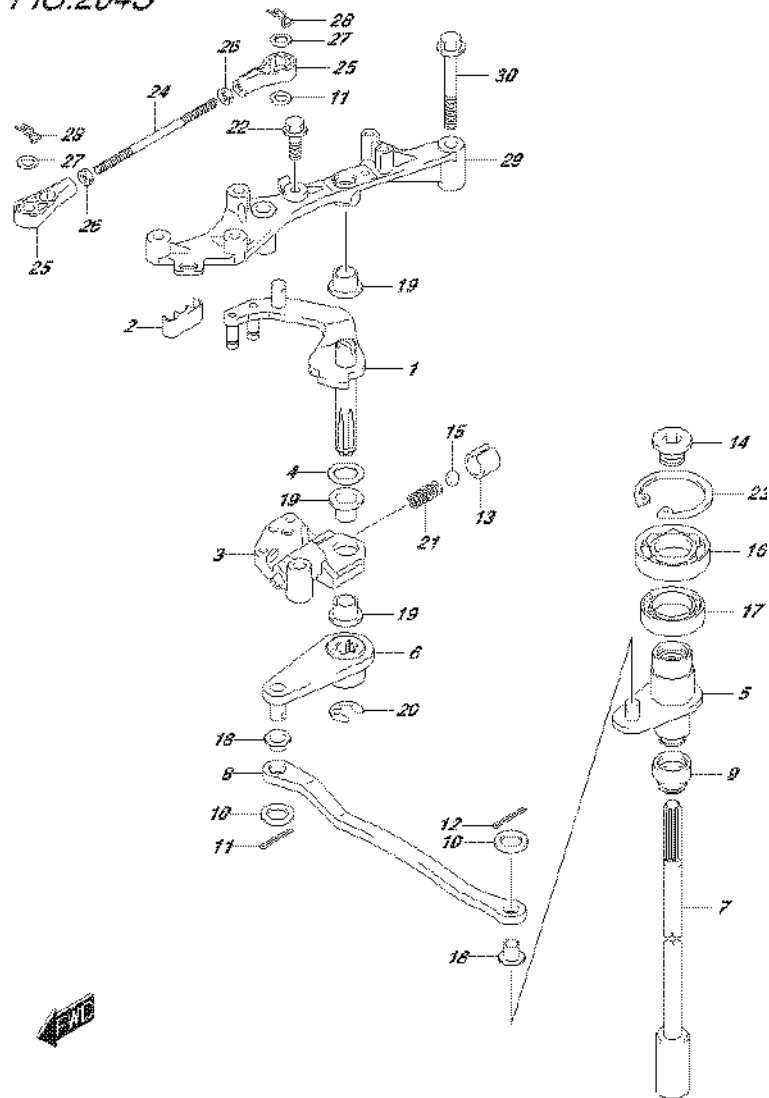


FIG.204S (2-E-14) CLUTCH SHAFT (DF175ZG E40)

REF NO.	PART NO.	DESCRIPTION	Q'TY	REMARKS
1	21110-96J11	LEVER, CLUTCH	1	
2	21131-93J00	BUSH, CLUTCH LEVER	1	
3	21151-93J00	HOLDER, CLUTCH LEVER	1	
4	09160-10148	WASHER (10X20X3)	1	
5	21210-98J01	SHAFT, CLUTCH	1	
6	21230-98J01	ARM, CLUTCH SHAFT	1	
7-1	23111-96J00	ROD, CLUTCH (L)	1	W/TRANSOM(L)
7-2	23111-93J00	ROD, CLUTCH (UL)	1	W/TRANSOM(X)
8	23115-96J10	LINK, CLUTCH LEVER	1	
9	25223-94400	COVER, CLUTCH ROD	1	
10	09160-06094	WASHER (6.5X15X1.5)	2	
11	09160-06055	WASHER (7X12X1)	1	
12	09204-01006	PIN	2	
13	09205-10006	SPRING PIN (10.2X10)	1	
14	09248-12011	PLUG (12X9)	1	
15	09260-10005	BALL	1	
16	09262-17019	BEARING (17X35X8)	1	
17	09289-18001	OIL SEAL (18X30X8)	1	
18	09306-06005	BUSH	2	
19	09306-10001	BUSH	3	
20	09383-08004	E RING	1	
21	09440-07051	SPRING	1	
22	01550-06207	BOLT	1	
23	08331-41359	CIRCLIP	1	
24	21241-98J00	LINK, CLUTCH LEVER NO.2	1	
25	67467-89J01	CONNECTOR, REMOCON CABLE	2	
26	67471-99E00	NUT, REMOCON CABLE	2	
27	09160-06055	WASHER (7X12X1)	2	
28	09385-06012	CLIP	2	
29	19115-96J10	HOLDER, CLUTCH LEVER	1	
30	01550-08507	BOLT	2	

FIG.206A

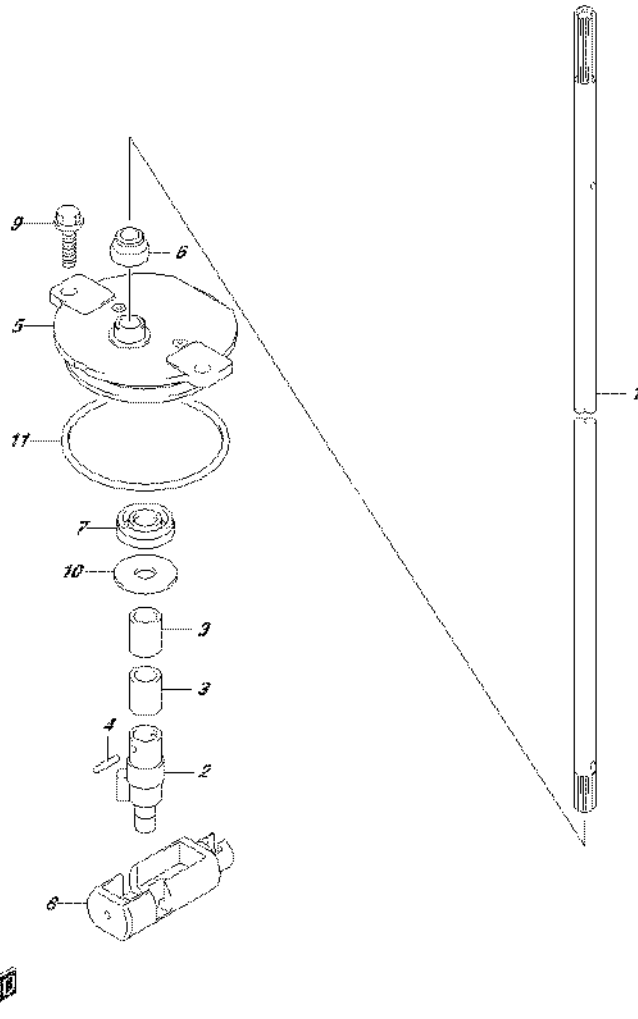


FIG.206A (2-E-15) CLUTCH ROD (DF150T E01)

REF NO.	PART NO.	DESCRIPTION	Q'TY	REMARKS
1-1	25111-96J00	ROD, SHIFT (L)	1	W/TRANSOM(L)
1-2	25111-93J00	ROD, SHIFT (UL)	1	W/TRANSOM(X)
2	25131-93J00	YOKE, SHIFTER	1	
3	25232-96302	MAGNET, GEAR CASE	2	
4	09205-02006	SPRING PIN (2X12)	2	
5	25141-93J00	HOUSING, SHIFT ROD GUIDE	1	
6	25223-94400	COVER, CLUTCH ROD	1	
7	09282-08005	OIL SEAL (8X22X7)	1	
8	25321-93J00	SLIDER, SHIFT HORIZONTAL	1	
9	29116-93J00	BOLT, SHIFT ROD (6X20)	2	
10	09160-08151	WASHER (8.5X26X1.6)	1	
11	09280-60007	O RING (D:3.5, ID:59.6)	1	

FIG.206B

FIG.206B (2-F-2) CLUTCH ROD (DF150T E40)

REF NO.	PART NO.	DESCRIPTION	Q'TY	REMARKS
1-1	25111-96J00	ROD, SHIFT (L)	1	W/TRANSOM(L)
1-2	25111-93J00	ROD, SHIFT (UL)	1	W/TRANSOM(X)
2	25131-93J00	YOKE, SHIFTER	1	
3	25232-96302	MAGNET, GEAR CASE	2	
4	09205-02006	SPRING PIN (2X12)	2	
5	25141-93J00	HOUSING, SHIFT ROD GUIDE	1	
6	25223-94400	COVER, CLUTCH ROD	1	
7	09282-08005	OIL SEAL (8X22X7)	1	
8	25321-93J00	SLIDER, SHIFT HORIZONTAL	1	
9	29116-93J00	BOLT, SHIFT ROD (6X20)	2	
10	09160-08151	WASHER (8.5X26X1.6)	1	
11	O RING (D:3.5,ID:59.6)	1		

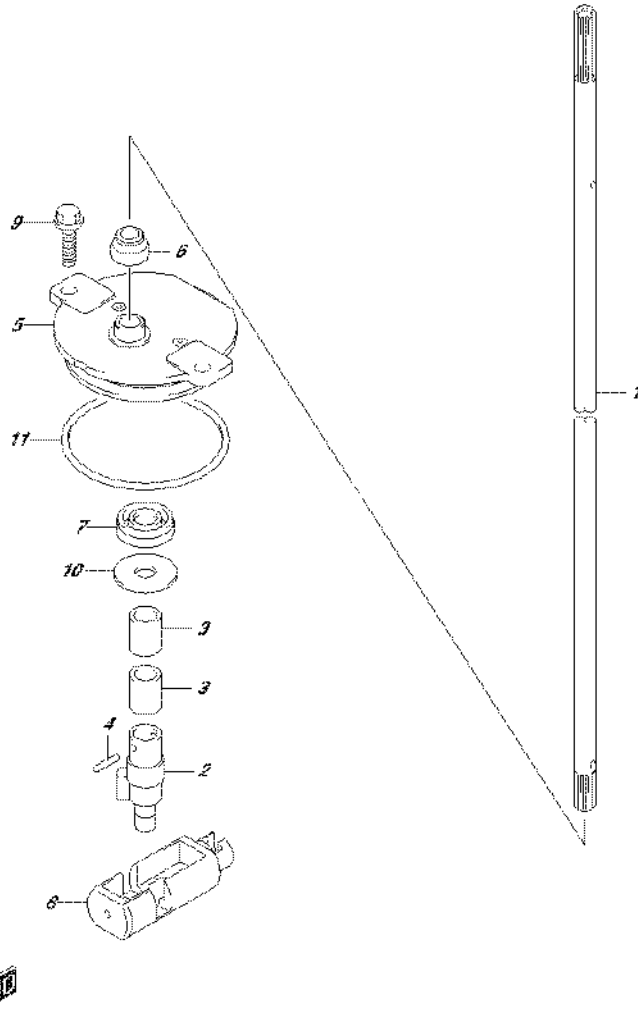


FIG.206C

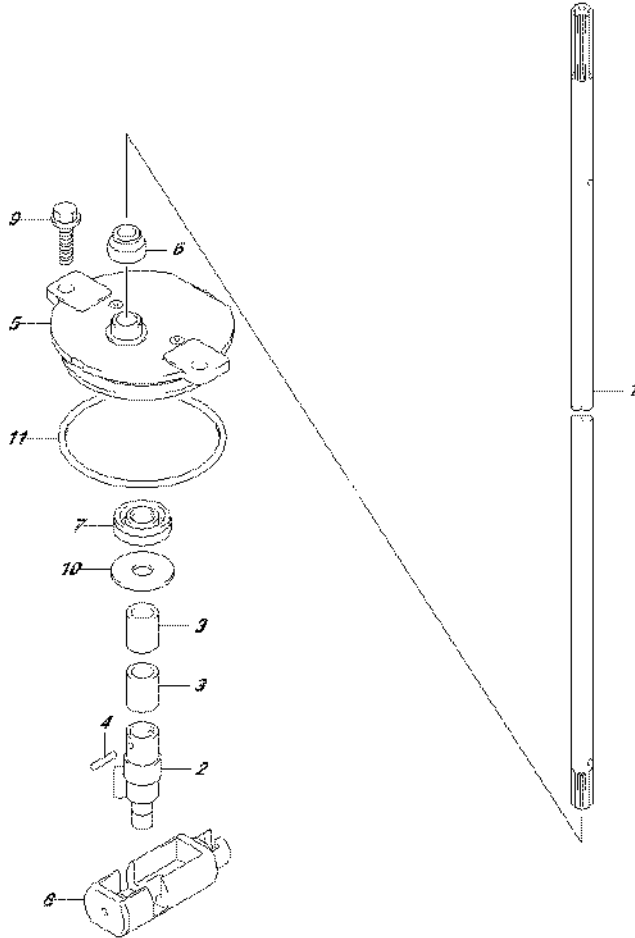


FIG.206C (2-F-3) CLUTCH ROD (DF150TG E01)

REF NO.	PART NO.	DESCRIPTION	Q'TY	REMARKS
1-1	25111-96J10	ROD, SHIFT (L)	1	W/TRANSOM(L)
1-2	25111-96J20	ROD, SHIFT (X)	1	W/TRANSOM(X)
2	25131-96J00	YOKE, SHIFTER	1	
3	25232-96302	MAGNET, GEAR CASE	2	
4	09205-02006	SPRING PIN (2X12)	2	
5	25141-93J00	HOUSING, SHIFT ROD GUIDE	1	
6	25223-94400	COVER, CLUTCH ROD	1	
7	09282-08005	OIL SEAL (8X22X7)	1	
8	25321-93L00	SLIDER, SHIFT HORIZONTAL	1	
9	29116-93J00	BOLT, SHIFT ROD (6X20)	2	
10	09160-08151	WASHER (8.5X26X1.6)	1	
11	09280-60007	O RING (D:3.5,ID:59.6)	1	



FIG.206D

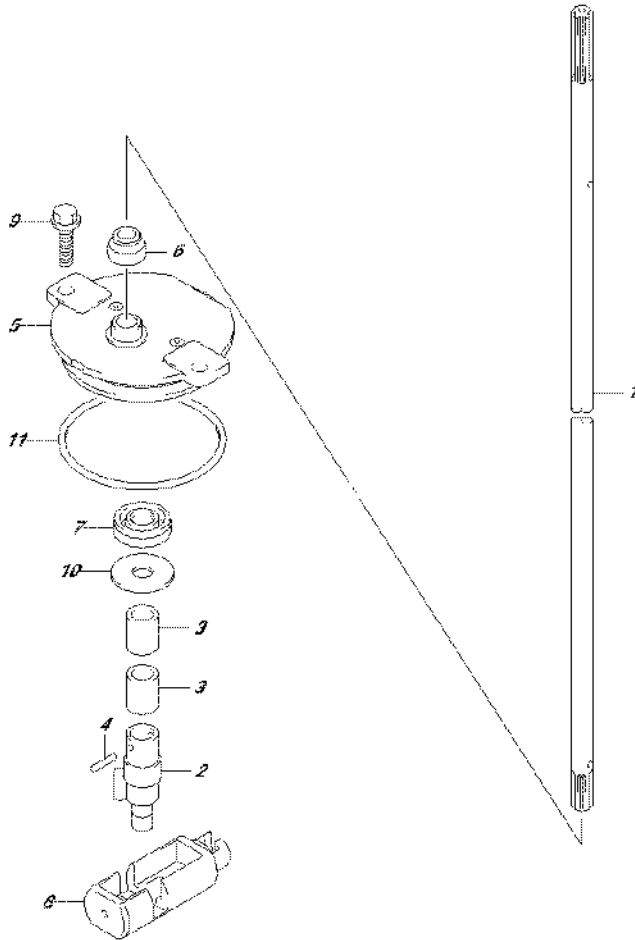


FIG.206D (2-F-4) CLUTCH ROD (DF150TG E40)

REF NO.	PART NO.	DESCRIPTION	Q'TY	REMARKS
1-1	25111-96J10	ROD, SHIFT (L)	1	W/TRANSOM(L)
1-2	25111-96J20	ROD, SHIFT (X)	1	W/TRANSOM(X)
2	25131-96J00	YOKE, SHIFTER	1	
3	25232-96302	MAGNET, GEAR CASE	2	
4	09205-02006	SPRING PIN (2X12)	2	
5	25141-93J00	HOUSING, SHIFT ROD GUIDE	1	
6	25223-94400	COVER, CLUTCH ROD	1	
7	09282-08005	OIL SEAL (8X22X7)	1	
8	25321-93L00	SLIDER, SHIFT HORIZONTAL	1	
9	29116-93J00	BOLT, SHIFT ROD (6X20)	2	
10	09160-08151	WASHER (8.5X26X1.6)	1	
11	09280-60007	O RING (D:3.5,ID:59.6)	1	



FIG.206E

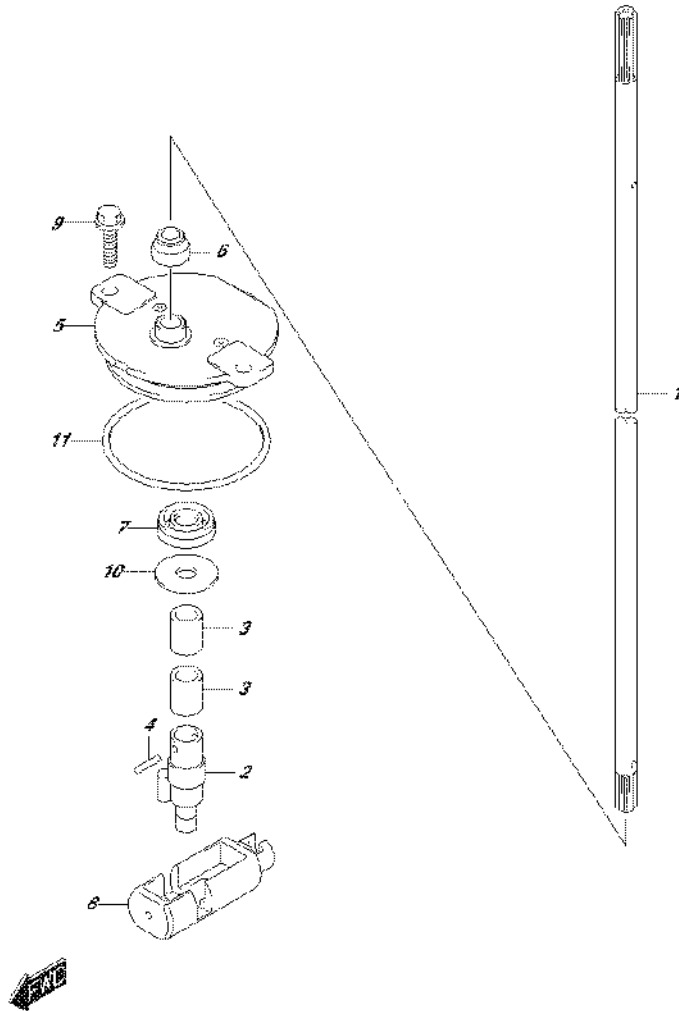


FIG.206E (2-F-5) CLUTCH ROD (DF150Z E01)

REF NO.	PART NO.	DESCRIPTION	Q'TY	REMARKS
1-1	25111-96J00	ROD, SHIFT (L)	1	W/TRANSOM(L)
1-2	25111-93J00	ROD, SHIFT (UL)	1	W/TRANSOM(X)
2	25131-93J00	YOKE, SHIFTER	1	
3	25232-96302	MAGNET, GEAR CASE	2	
4	09205-02006	SPRING PIN (2X12)	2	
5	25141-93J00	HOUSING, SHIFT ROD GUIDE	1	
6	25223-94400	COVER, CLUTCH ROD	1	
7	09282-08005	OIL SEAL (8X22X7)	1	
8	25321-93J00	SLIDER, SHIFT HORIZONTAL	1	
9	29116-93J00	BOLT, SHIFT ROD (6X20)	2	
10	09160-08151	WASHER (8.5X26X1.6)	1	
11	09280-60007	O RING (D:3.5,ID:59.6)	1	

FIG.206F

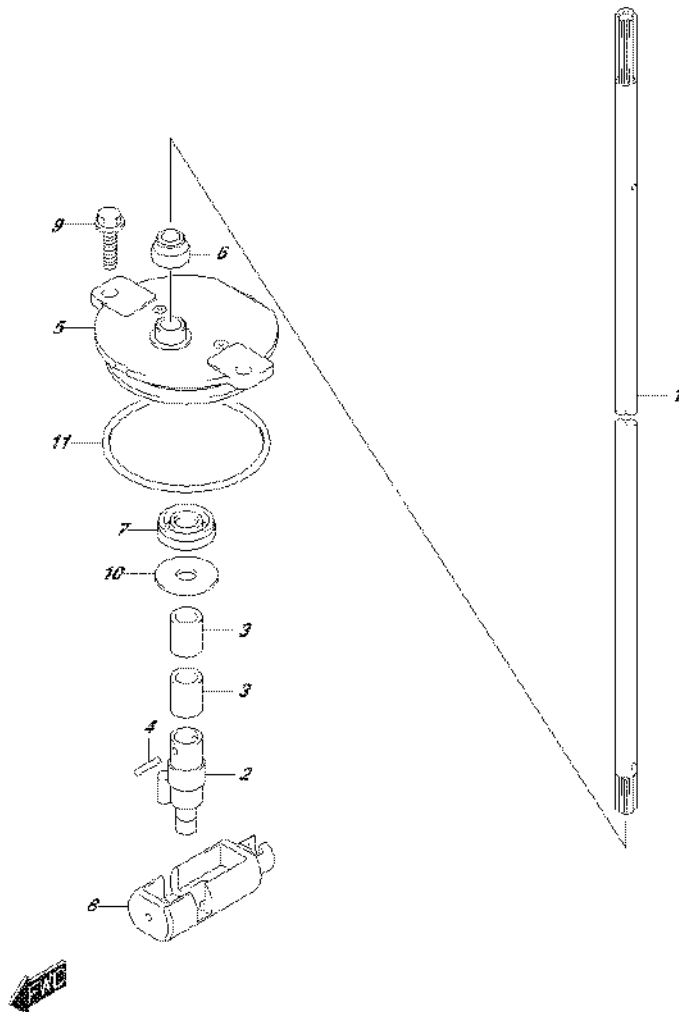


FIG.206F (2-F-6) CLUTCH ROD (DF150Z E40)

REF NO.	PART NO.	DESCRIPTION	Q'TY	REMARKS
1-1	25111-96J00	ROD, SHIFT (L)	1	W/TRANSOM(L)
1-2	25111-93J00	ROD, SHIFT (UL)	1	W/TRANSOM(X)
2	25131-93J00	YOKE, SHIFTER	1	
3	25232-96302	MAGNET, GEAR CASE	2	
4	09205-02006	SPRING PIN (2X12)	2	
5	25141-93J00	HOUSING, SHIFT ROD GUIDE	1	
6	25223-94400	COVER, CLUTCH ROD	1	
7	09282-08005	OIL SEAL (8X22X7)	1	
8	25321-93J00	SLIDER, SHIFT HORIZONTAL	1	
9	29116-93J00	BOLT, SHIFT ROD (6X20)	2	
10	09160-08151	WASHER (8.5X26X1.6)	1	
11	09280-60007	O RING (D:3.5, ID:59.6)	1	

FIG.206G

FIG.206G (2-F-7) CLUTCH ROD (DF150ZG E01)

REF NO.	PART NO.	DESCRIPTION	Q'TY	REMARKS
1-1	25111-96J10	ROD, SHIFT (L)	1	W/TRANSOM(L)
1-2	25111-96J20	ROD, SHIFT (X)	1	W/TRANSOM(X)
2	25131-96J00	YOKE, SHIFTER	1	
3	25232-96302	MAGNET, GEAR CASE	2	
4	09205-02006	SPRING PIN (2X12)	2	
5	25141-93J00	HOUSING, SHIFT ROD GUIDE	1	
6	25223-94400	COVER, CLUTCH ROD	1	
7	09282-08005	OIL SEAL (8X22X7)	1	
8	25321-93L00	SLIDER, SHIFT HORIZONTAL	1	
9	29116-93J00	BOLT, SHIFT ROD (6X20)	2	
10	09160-08151	WASHER (8.5X26X1.6)	1	
11	O RING (D:3.5,ID:59.6)	1		

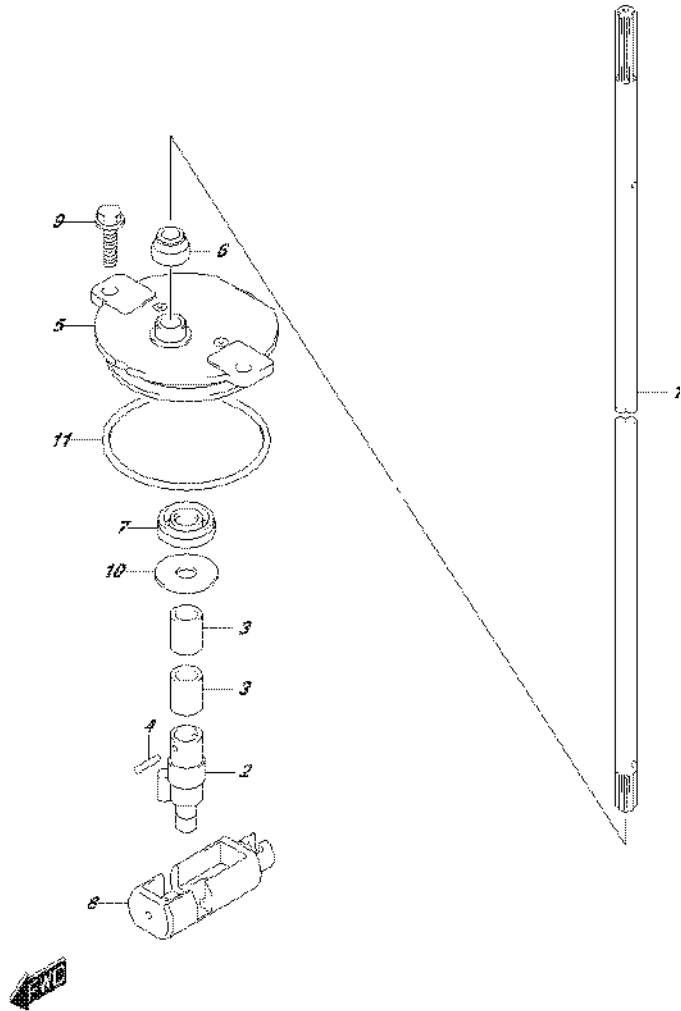


FIG.206H

FIG.206H (2-F-8) CLUTCH ROD (DF150ZG E40)

REF NO.	PART NO.	DESCRIPTION	Q'TY	REMARKS
1-1	25111-96J10	ROD, SHIFT (L)	1	W/TRANSOM(L)
1-2	25111-96J20	ROD, SHIFT (X)	1	W/TRANSOM(X)
2	25131-96J00	YOKE, SHIFTER	1	
3	25232-96302	MAGNET, GEAR CASE	2	
4	09205-02006	SPRING PIN (2X12)	2	
5	25141-93J00	HOUSING, SHIFT ROD GUIDE	1	
6	25223-94400	COVER, CLUTCH ROD	1	
7	09282-08005	OIL SEAL (8X22X7)	1	
8	25321-93L00	SLIDER, SHIFT HORIZONTAL	1	
9	29116-93J00	BOLT, SHIFT ROD (6X20)	2	
10	09160-08151	WASHER (8.5X26X1.6)	1	
11	O RING (D:3.5,ID:59.6)	1		

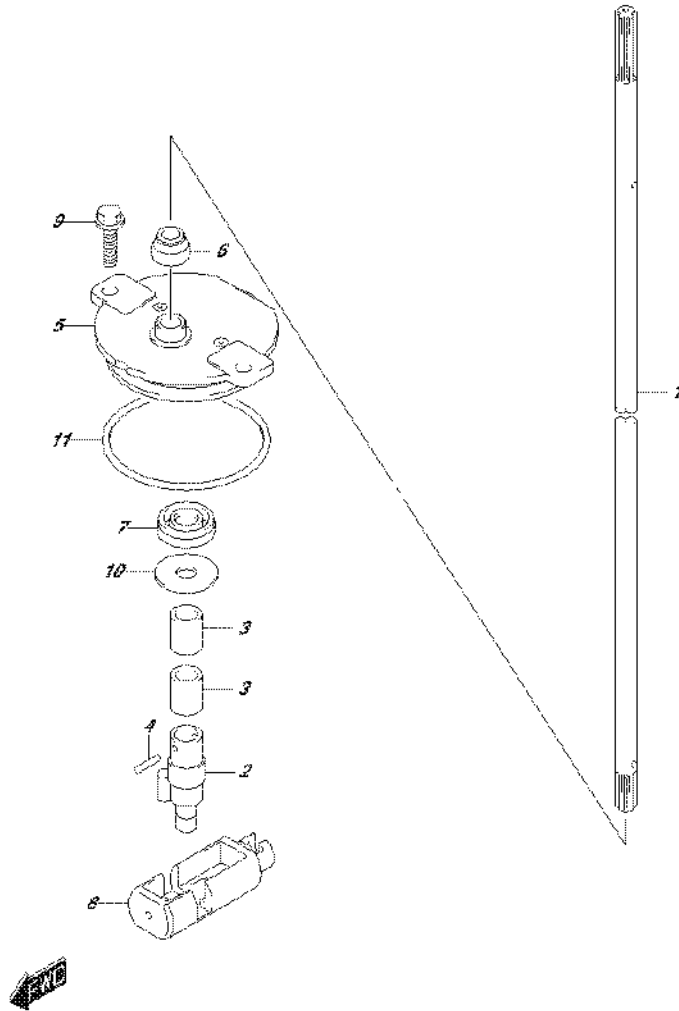


FIG.206J

FIG.206J (2-F-9) CLUTCH ROD (DF175T E01)

REF NO.	PART NO.	DESCRIPTION	Q'TY	REMARKS
1-1	25111-96J00	ROD, SHIFT (L)	1	W/TRANSOM(L)
1-2	25111-93J00	ROD, SHIFT (UL)	1	W/TRANSOM(X)
2	25131-93J00	YOKE, SHIFTER	1	
3	25232-96302	MAGNET, GEAR CASE	2	
4	09205-02006	SPRING PIN (2X12)	2	
5	25141-93J00	HOUSING, SHIFT ROD GUIDE	1	
6	25223-94400	COVER, CLUTCH ROD	1	
7	09282-08005	OIL SEAL (8X22X7)	1	
8	25321-93J00	SLIDER, SHIFT HORIZONTAL	1	
9	29116-93J00	BOLT, SHIFT ROD (6X20)	2	
10	09160-08151	WASHER (8.5X26X1.6)	1	
11	O RING (D:3.5,ID:59.6)	1		

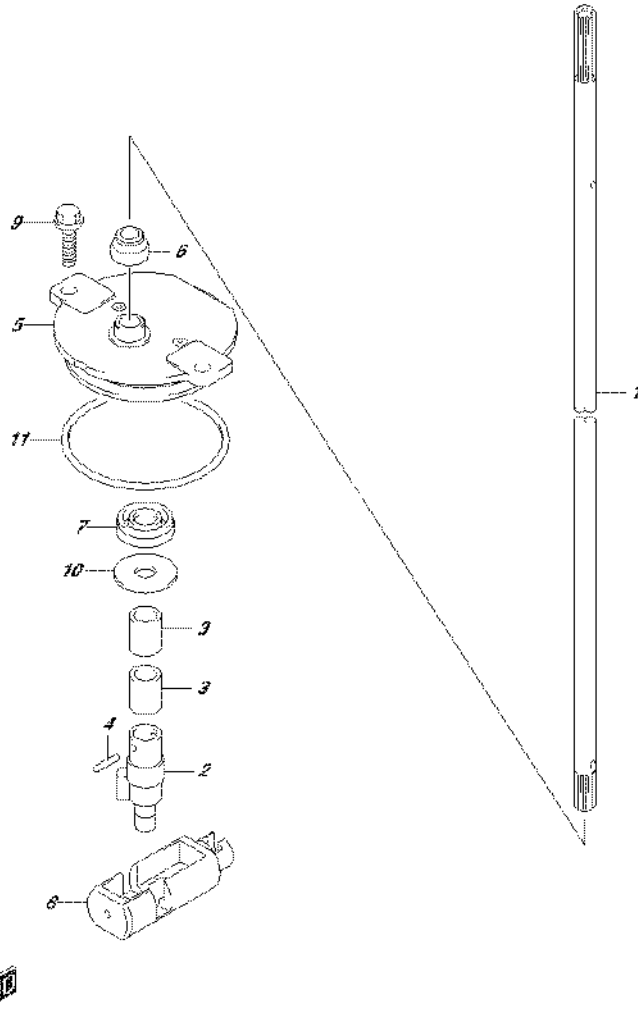


FIG.206K

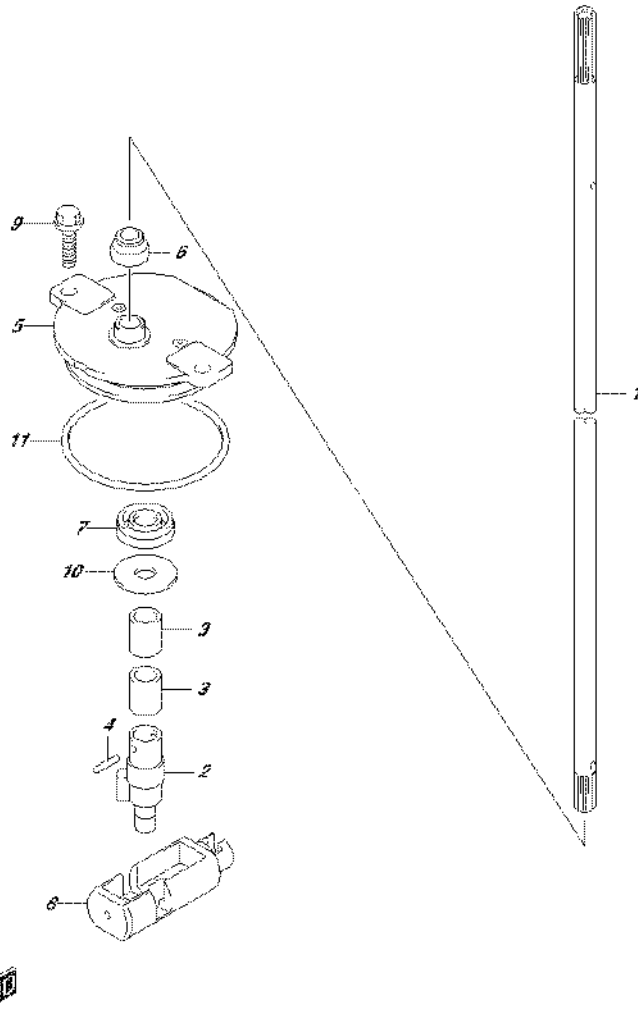


FIG.206K (2-F-10) CLUTCH ROD (DF175T E40)

REF NO.	PART NO.	DESCRIPTION	Q'TY	REMARKS
1-1	25111-96J00	ROD, SHIFT (L)	1	W/TRANSOM(L)
1-2	25111-93J00	ROD, SHIFT (UL)	1	W/TRANSOM(X)
2	25131-93J00	YOKE, SHIFTER	1	
3	25232-96302	MAGNET, GEAR CASE	2	
4	09205-02006	SPRING PIN (2X12)	2	
5	25141-93J00	HOUSING, SHIFT ROD GUIDE	1	
6	25223-94400	COVER, CLUTCH ROD	1	
7	09282-08005	OIL SEAL (8X22X7)	1	
8	25321-93J00	SLIDER, SHIFT HORIZONTAL	1	
9	29116-93J00	BOLT, SHIFT ROD (6X20)	2	
10	09160-08151	WASHER (8.5X26X1.6)	1	
11	09280-60007	O RING (D:3.5,ID:59.6)	1	

FIG.206L

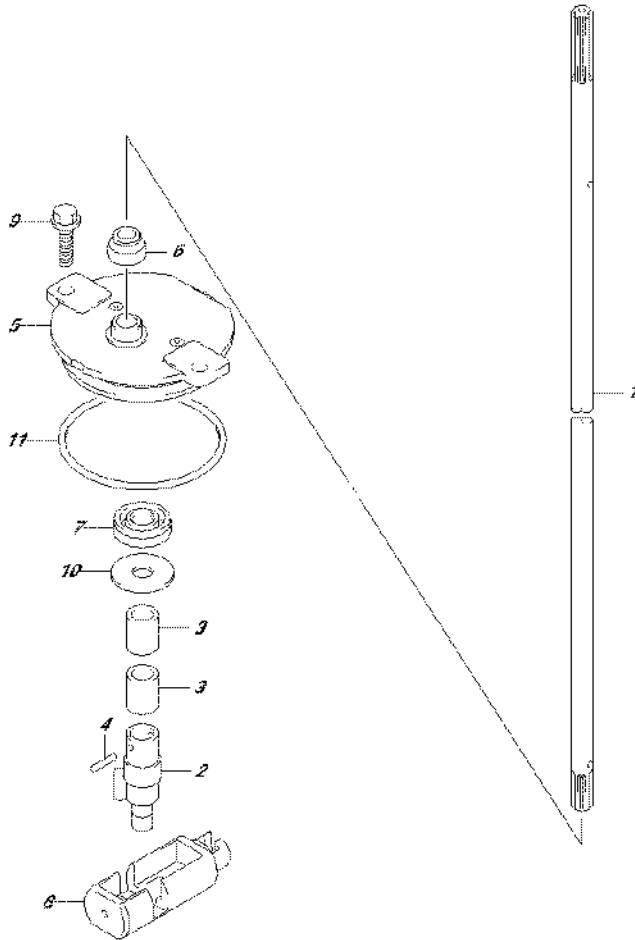


FIG.206L (2-F-11) CLUTCH ROD (DF175TG E01)

REF NO.	PART NO.	DESCRIPTION	Q'TY	REMARKS
1-1	25111-96J10	ROD, SHIFT (L)	1	W/TRANSOM(L)
1-2	25111-96J20	ROD, SHIFT (X)	1	W/TRANSOM(X)
2	25131-96J00	YOKE, SHIFTER	1	
3	25232-96302	MAGNET, GEAR CASE	2	
4	09205-02006	SPRING PIN (2X12)	2	
5	25141-93J00	HOUSING, SHIFT ROD GUIDE	1	
6	25223-94400	COVER, CLUTCH ROD	1	
7	09282-08005	OIL SEAL (8X22X7)	1	
8	25321-93L00	SLIDER, SHIFT HORIZONTAL	1	
9	29116-93J00	BOLT, SHIFT ROD (6X20)	2	
10	09160-08151	WASHER (8.5X26X1.6)	1	
11	09280-60007	O RING (D:3.5, ID:59.6)	1	



FIG.206M

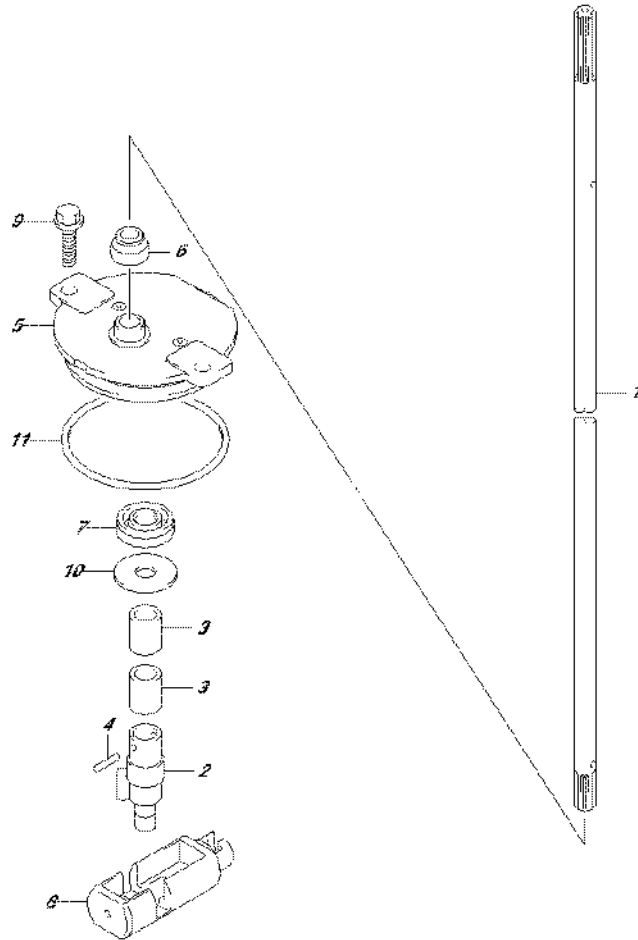


FIG.206M (2-F-12) CLUTCH ROD (DF175TG E40)

REF NO.	PART NO.	DESCRIPTION	Q'TY	REMARKS
1-1	25111-96J10	ROD, SHIFT (L)	1	W/TRANSOM(L)
1-2	25111-96J20	ROD, SHIFT (X)	1	W/TRANSOM(X)
2	25131-96J00	YOKE, SHIFTER	1	
3	25232-96302	MAGNET, GEAR CASE	2	
4	09205-02006	SPRING PIN (2X12)	2	
5	25141-93J00	HOUSING, SHIFT ROD GUIDE	1	
6	25223-94400	COVER, CLUTCH ROD	1	
7	09282-08005	OIL SEAL (8X22X7)	1	
8	25321-93L00	SLIDER, SHIFT HORIZONTAL	1	
9	29116-93J00	BOLT, SHIFT ROD (6X20)	2	
10	09160-08151	WASHER (8.5X26X1.6)	1	
11	09280-60007	O RING (D:3.5,ID:59.6)	1	



FIG.206N

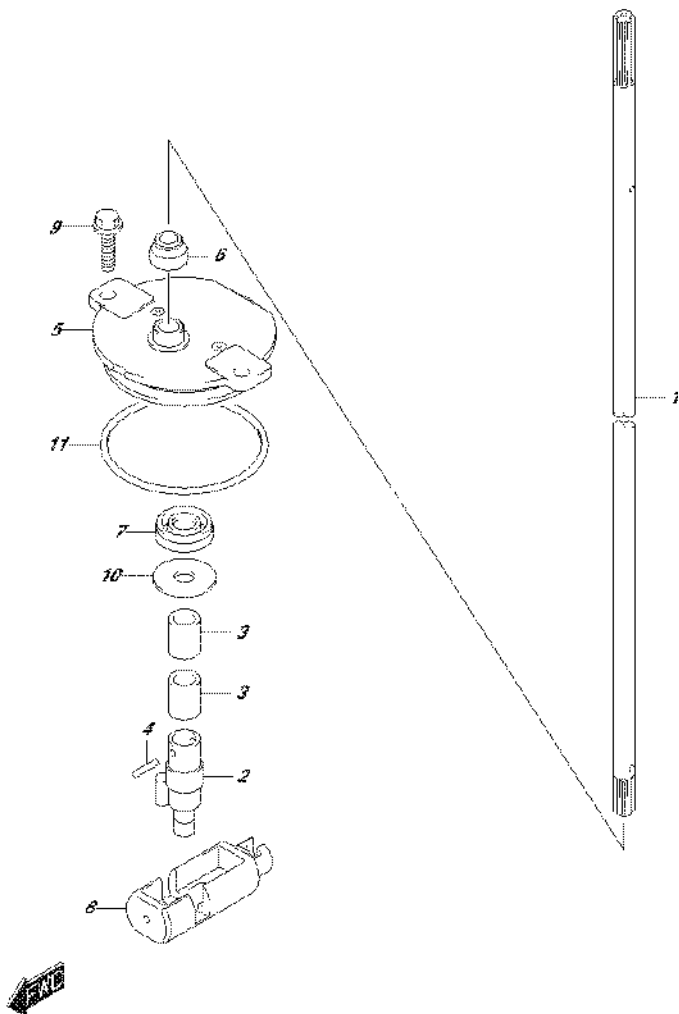


FIG.206N (2-F-13) CLUTCH ROD (DF175Z E01)

REF NO.	PART NO.	DESCRIPTION	Q'TY	REMARKS
1-1	25111-96J00	ROD, SHIFT (L)	1	W/TRANSOM(L)
1-2	25111-93J00	ROD, SHIFT (UL)	1	W/TRANSOM(X)
2	25131-93J00	YOKE, SHIFTER	1	
3	25232-96302	MAGNET, GEAR CASE	2	
4	09205-02006	SPRING PIN (2X12)	2	
5	25141-93J00	HOUSING, SHIFT ROD GUIDE	1	
6	25223-94400	COVER, CLUTCH ROD	1	
7	09282-08005	OIL SEAL (8X22X7)	1	
8	25321-93J00	SLIDER, SHIFT HORIZONTAL	1	
9	29116-93J00	BOLT, SHIFT ROD (6X20)	2	
10	09160-08151	WASHER (8.5X26X1.6)	1	
11	09280-60007	O RING (D:3.5, ID:59.6)	1	

FIG.206P

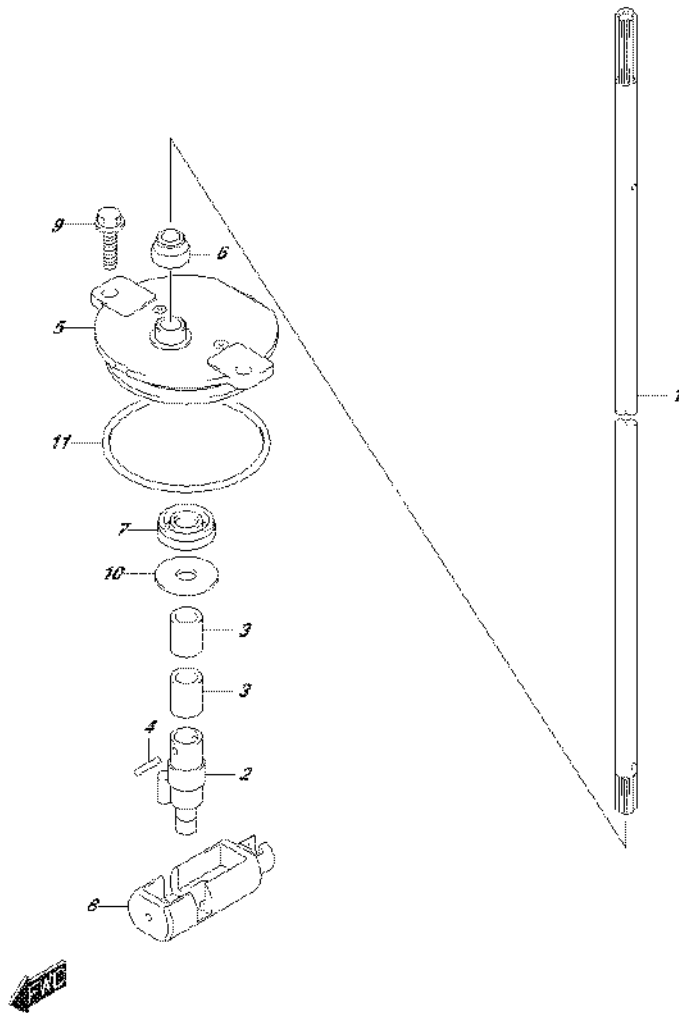


FIG.206P (2-F-14) CLUTCH ROD (DF175Z E40)

REF NO.	PART NO.	DESCRIPTION	Q'TY	REMARKS
1-1	25111-96J00	ROD, SHIFT (L)	1	W/TRANSOM(L)
1-2	25111-93J00	ROD, SHIFT (UL)	1	W/TRANSOM(X)
2	25131-93J00	YOKE, SHIFTER	1	
3	25232-96302	MAGNET, GEAR CASE	2	
4	09205-02006	SPRING PIN (2X12)	2	
5	25141-93J00	HOUSING, SHIFT ROD GUIDE	1	
6	25223-94400	COVER, CLUTCH ROD	1	
7	09282-08005	OIL SEAL (8X22X7)	1	
8	25321-93J00	SLIDER, SHIFT HORIZONTAL	1	
9	29116-93J00	BOLT, SHIFT ROD (6X20)	2	
10	09160-08151	WASHER (8.5X26X1.6)	1	
11	09280-60007	O RING (D:3.5, ID:59.6)	1	

FIG.206R

FIG.206R (2-F-15) CLUTCH ROD (DF175ZG E01)

REF NO.	PART NO.	DESCRIPTION	Q'TY	REMARKS
1-1	25111-96J10	ROD, SHIFT (L)	1	W/TRANSOM(L)
1-2	25111-96J20	ROD, SHIFT (X)	1	W/TRANSOM(X)
2	25131-96J00	YOKE, SHIFTER	1	
3	25232-96302	MAGNET, GEAR CASE	2	
4	09205-02006	SPRING PIN (2X12)	2	
5	25141-93J00	HOUSING, SHIFT ROD GUIDE	1	
6	25223-94400	COVER, CLUTCH ROD	1	
7	09282-08005	OIL SEAL (8X22X7)	1	
8	25321-93L00	SLIDER, SHIFT HORIZONTAL	1	
9	29116-93J00	BOLT, SHIFT ROD (6X20)	2	
10	09160-08151	WASHER (8.5X26X1.6)	1	
11	O RING (D:3.5,ID:59.6)	1		

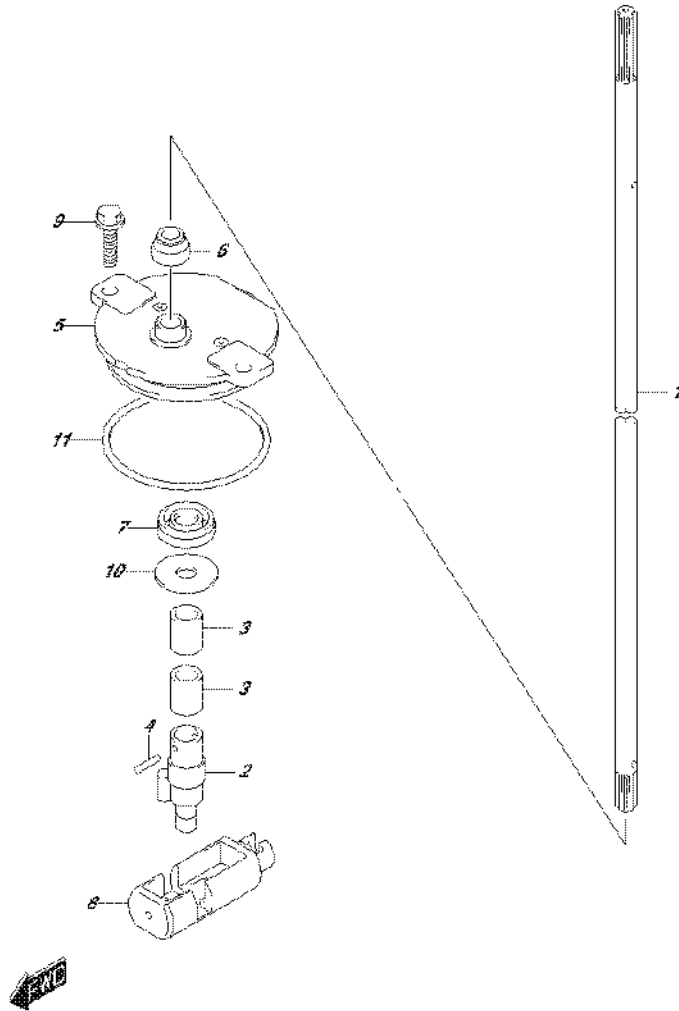


FIG.206S

FIG.206S (2-G-2) CLUTCH ROD (DF175ZG E40)

REF NO.	PART NO.	DESCRIPTION	Q'TY	REMARKS
1-1	25111-96J10	ROD, SHIFT (L)	1	W/TRANSOM(L)
1-2	25111-96J20	ROD, SHIFT (X)	1	W/TRANSOM(X)
2	25131-96J00	YOKE, SHIFTER	1	
3	25232-96302	MAGNET, GEAR CASE	2	
4	09205-02006	SPRING PIN (2X12)	2	
5	25141-93J00	HOUSING, SHIFT ROD GUIDE	1	
6	25223-94400	COVER, CLUTCH ROD	1	
7	09282-08005	OIL SEAL (8X22X7)	1	
8	25321-93L00	SLIDER, SHIFT HORIZONTAL	1	
9	29116-93J00	BOLT, SHIFT ROD (6X20)	2	
10	09160-08151	WASHER (8.5X26X1.6)	1	
11	O RING (D:3.5,ID:59.6)	1		

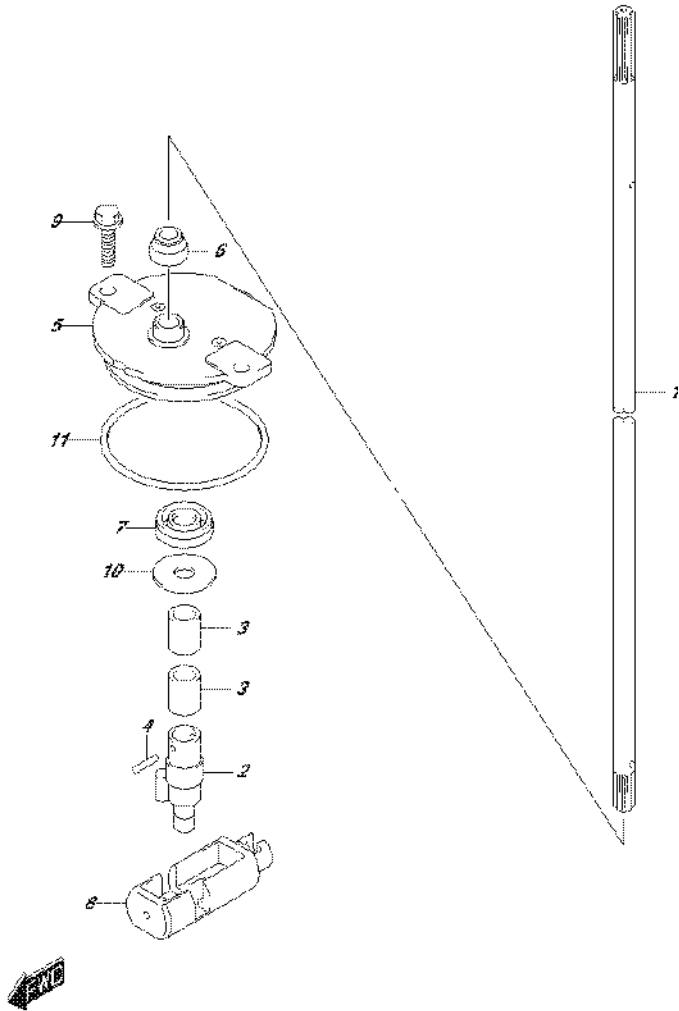
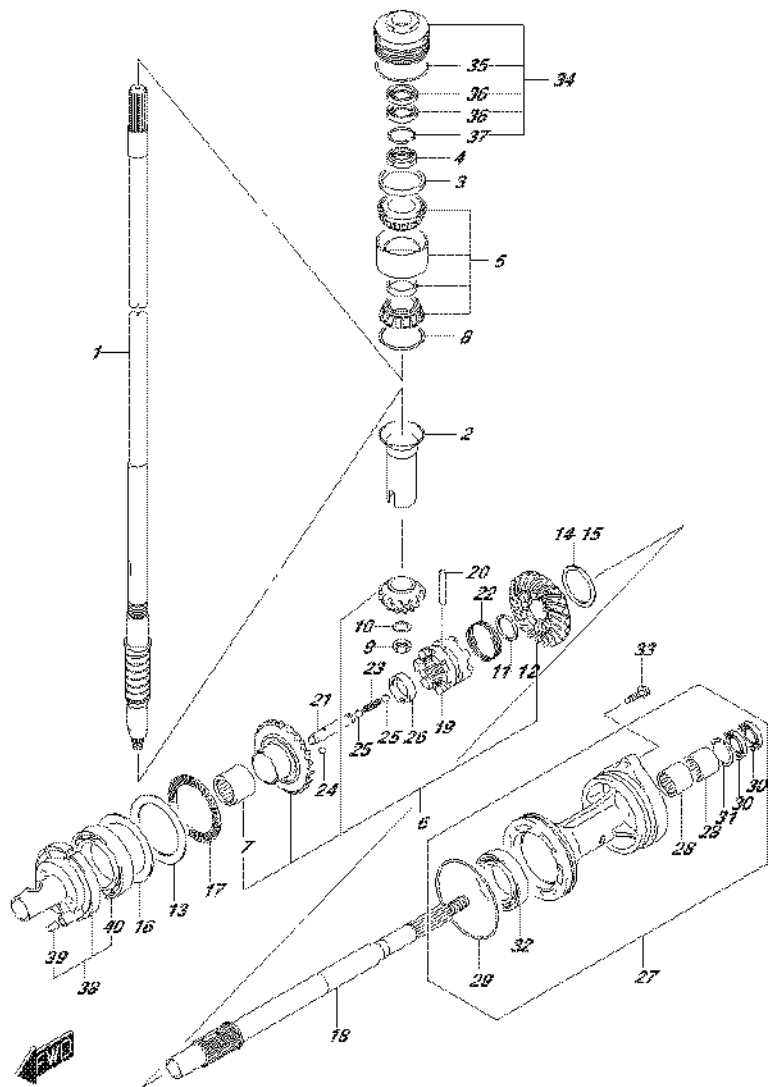


FIG.220A



DF175_E01_016_230A
TRANSMISSION

FIG.220A (2-G-3) TRANSMISSION (DF150T E01)

REF NO.	PART NO.	DESCRIPTION	Q'TY	REMARKS
1-1	57110-96J41	SHAFT, DRIVE (L)	1	W/TRANSOM(L)
1-2	57110-96J31	SHAFT, DRIVE (UL)	1	W/TRANSOM(X)
2	57133-93J00	COLLAR, DRIVE SHAFT	1	
3	57134-93J00	SPACER, DRIVE SHAFT BEARING	1	
4	09159-28003	NUT	1	
5	09269-32001	BEARING (32X66X49)	1	
6	57300-96810	PINION/GEAR SET	1	
7	09263-25067	.BEARING (25X32X26)	1	
8-1	09181-60004	SHIM (T:0.45)	1	
8-2	09181-60005	SHIM (T:0.50)	1	
8-3	09181-60006	SHIM (T:0.55)	1	
8-4	09181-60007	SHIM (T:0.60)	1	
8-5	09181-60008	SHIM (T:0.65)	1	
8-6	09181-60009	SHIM (T:0.70)	1	
8-7	09181-60010	SHIM (T:0.75)	1	
8-8	09181-60011	SHIM (T:0.80)	1	
8-9	09181-60012	SHIM (T:0.85)	1	
8-10	09181-60013	SHIM (T:0.90)	1	
9	09140-16021	NUT	1	
10	08221-16256	WASHER	1	
11	57500-87861	SHIM SET, PROP SHAFT REV	1	
12-1	08211-30382	.WASHER (30X38X1.5)	1	
12-2	09160-30036	.WASHER (30X38X1.7)	1	
12-3	09160-30037	.WASHER (30X38X1.9)	1	
12-4	09160-30038	.WASHER (30X38X2.1)	1	
12-5	08211-30384	.WASHER (30X38X2.2)	1	
12-6	09160-30039	.WASHER (30X38X2.3)	1	
12-7	09160-30041	.WASHER (30X38X2.4)	1	
12-8	08211-30385	.WASHER (30X38X2.5)	1	
12-9	09160-30042	.WASHER (30X38X2.6)	1	
12-10	09160-30043	.WASHER (30X38X2.7)	1	
12-11	09160-30044	.WASHER (30X38X2.8)	1	
13	09160-75002	WASHER (75X100X2)	1	FWD GEAR

DF175_E01_016

FIG.220A

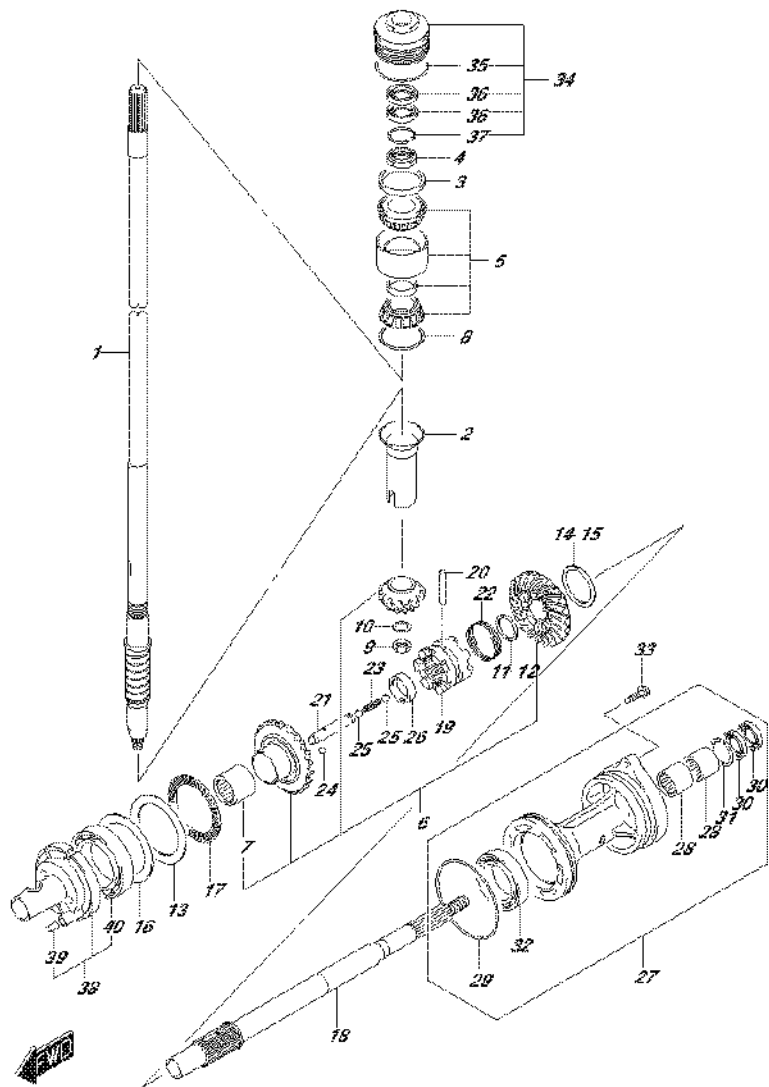


FIG.220A (2-G-4) TRANSMISSION (DF150T E01)

REF NO.	PART NO.	DESCRIPTION	Q'TY	REMARKS
14	57500-87852	SHIM SET, REV GEAR	1	REV GEAR
15-1	09181-50013	.SHIM (T:1.00)	1	REV GEAR
15-2	09181-50012	.SHIM (T:1.10)	1	REV GEAR
15-3	09181-50005	.SHIM (T:1.20)	1	REV GEAR
15-4	09181-50006	.SHIM (T:1.30)	1	REV GEAR
15-5	09181-50007	.SHIM (T:1.40)	1	REV GEAR
15-6	09181-50008	.SHIM (T:1.50)	1	REV GEAR
15-7	09181-50009	.SHIM (T:1.60)	1	REV GEAR
15-8	09181-50010	.SHIM (T:1.70)	1	REV GEAR
16-1	09181-75018	SHIM (T:0.50)	1	FWD GEAR
16-2	09181-75019	SHIM (T:0.55)	1	FWD GEAR
16-3	09181-75012	SHIM (T:0.60)	1	FWD GEAR
16-4	09181-75013	SHIM (T:0.65)	1	FWD GEAR
16-5	09181-75008	SHIM (T:0.70)	1	FWD GEAR
16-6	09181-75014	SHIM (T:0.75)	1	FWD GEAR
16-7	09181-75009	SHIM (T:0.80)	1	FWD GEAR
16-8	09181-75015	SHIM (T:0.85)	1	FWD GEAR
16-9	09181-75010	SHIM (T:0.90)	1	FWD GEAR
16-10	09181-75016	SHIM (T:0.95)	1	FWD GEAR
16-11	09181-75011	SHIM (T:1.00)	1	FWD GEAR
17	09269-75002	BEARING (75X100X4)	1	
18	57610-93J00	SHAFT, PROPELLER	1	
19	57621-93J10	SHIFTER, CLUTCH DOG	1	
20	09202-08007	PIN (8X49)	1	
21	57631-93J00	PIN, CONNECTOR	1	
22	09440-52003	SPRING	1	
23	09440-09040	SPRING	1	
24	06111-07004	BALL	2	
25	06111-11004	BALL	2	
26	09180-25082	SPACER (25X36.5X9.5)	1	
27-1	56120-93J50-0EP	HOUSING, PROP SFT BRG (BLACK)	1	
27-2	56120-93J50-Y5S	HOUSING, PROP SFT BRG (WHITE)	1	
28	09263-30063	.BEARING (30X40X25)	2	
29	09280-00040	.O RING (D:3.1,ID:104.4)	1	

FIG.220A

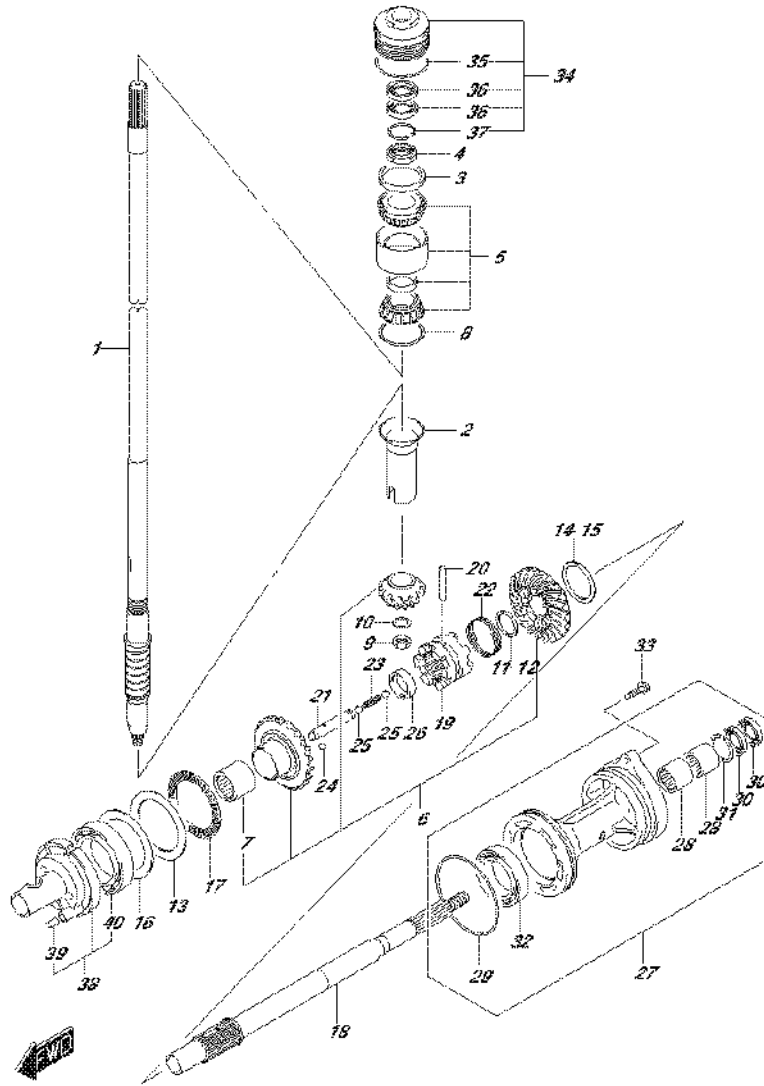
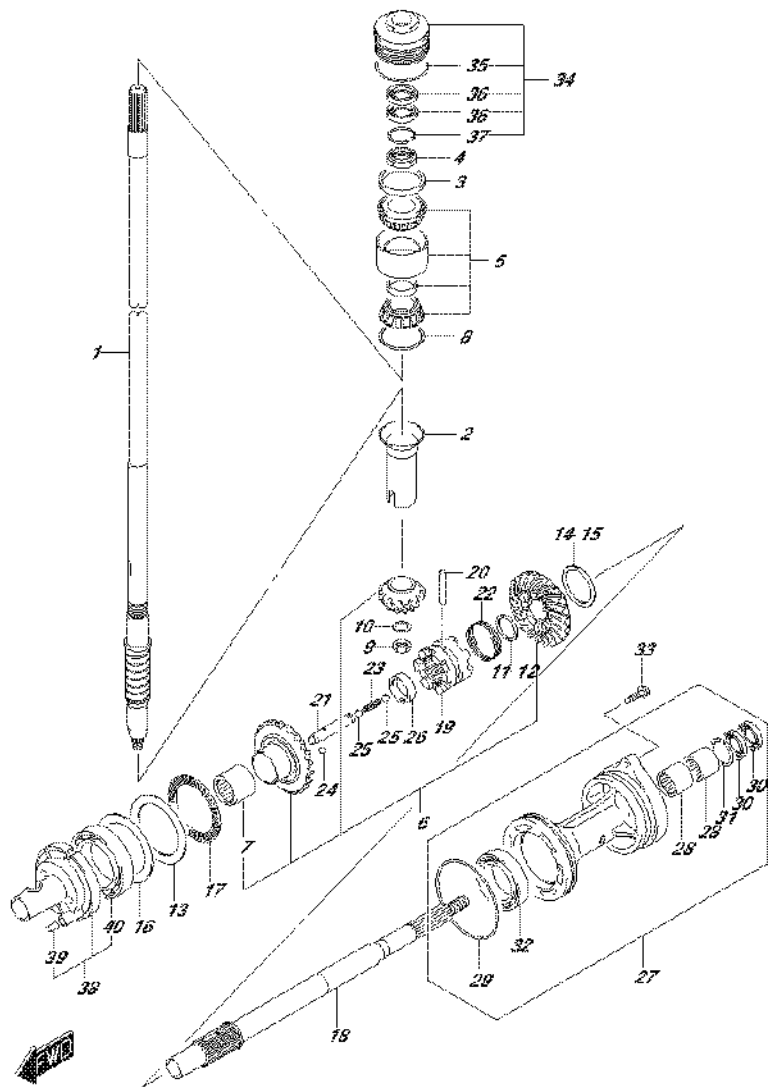


FIG.220A (2-G-5) TRANSMISSION (DF150T E01)

REF NO.	PART NO.	DESCRIPTION	Q'TY	REMARKS
30	09282-30006	.OIL SEAL (30X45X6)	2	
31	09381-40003	.CIRCLIP	1	
32	08113-60100	.BEARING	1	
33	09116-08158	BOLT (8X35)	2	
34	56130-93J02	HOUSING, DRIVE SHAFT BRG	1	
35	09280-66004	.O RING (D:3.1,ID:65.4)	1	
36	09282-24004	.OIL SEAL (24X40X7)	2	
37	09381-40003	.CIRCLIP	1	
38	56140-93J01	HOUSING, FWD GEAR BRG	1	
39	04221-08129	.PIN	1	
40	09263-50009	.BEARING (50X65X25)	1	

FIG.220B



DF175_E01_016_230B
TRANSMISSION

FIG.220B (2-G-6) TRANSMISSION (DF150T E40)

REF NO.	PART NO.	DESCRIPTION	Q'TY	REMARKS
1-1	57110-96J41	SHAFT, DRIVE (L)	1	W/TRANSOM(L)
1-2	57110-96J31	SHAFT, DRIVE (UL)	1	W/TRANSOM(X)
2	57133-93J00	COLLAR, DRIVE SHAFT	1	
3	57134-93J00	SPACER, DRIVE SHAFT BEARING	1	
4	09159-28003	NUT	1	
5	09269-32001	BEARING (32X66X49)	1	
6	57300-96810	PINION/GEAR SET	1	
7	09263-25067	.BEARING (25X32X26)	1	
8-1	09181-60004	SHIM (T:0.45)	1	
8-2	09181-60005	SHIM (T:0.50)	1	
8-3	09181-60006	SHIM (T:0.55)	1	
8-4	09181-60007	SHIM (T:0.60)	1	
8-5	09181-60008	SHIM (T:0.65)	1	
8-6	09181-60009	SHIM (T:0.70)	1	
8-7	09181-60010	SHIM (T:0.75)	1	
8-8	09181-60011	SHIM (T:0.80)	1	
8-9	09181-60012	SHIM (T:0.85)	1	
8-10	09181-60013	SHIM (T:0.90)	1	
9	09140-16021	NUT	1	
10	08221-16256	WASHER	1	
11	57500-87861	SHIM SET, PROP SHAFT REV	1	
12-1	08211-30382	.WASHER (30X38X1.5)	1	
12-2	09160-30036	.WASHER (30X38X1.7)	1	
12-3	09160-30037	.WASHER (30X38X1.9)	1	
12-4	09160-30038	.WASHER (30X38X2.1)	1	
12-5	08211-30384	.WASHER (30X38X2.2)	1	
12-6	09160-30039	.WASHER (30X38X2.3)	1	
12-7	09160-30041	.WASHER (30X38X2.4)	1	
12-8	08211-30385	.WASHER (30X38X2.5)	1	
12-9	09160-30042	.WASHER (30X38X2.6)	1	
12-10	09160-30043	.WASHER (30X38X2.7)	1	
12-11	09160-30044	.WASHER (30X38X2.8)	1	
13	09160-75002	WASHER (75X100X2)	1	FWD GEAR

DF175_E01_016

FIG.220B

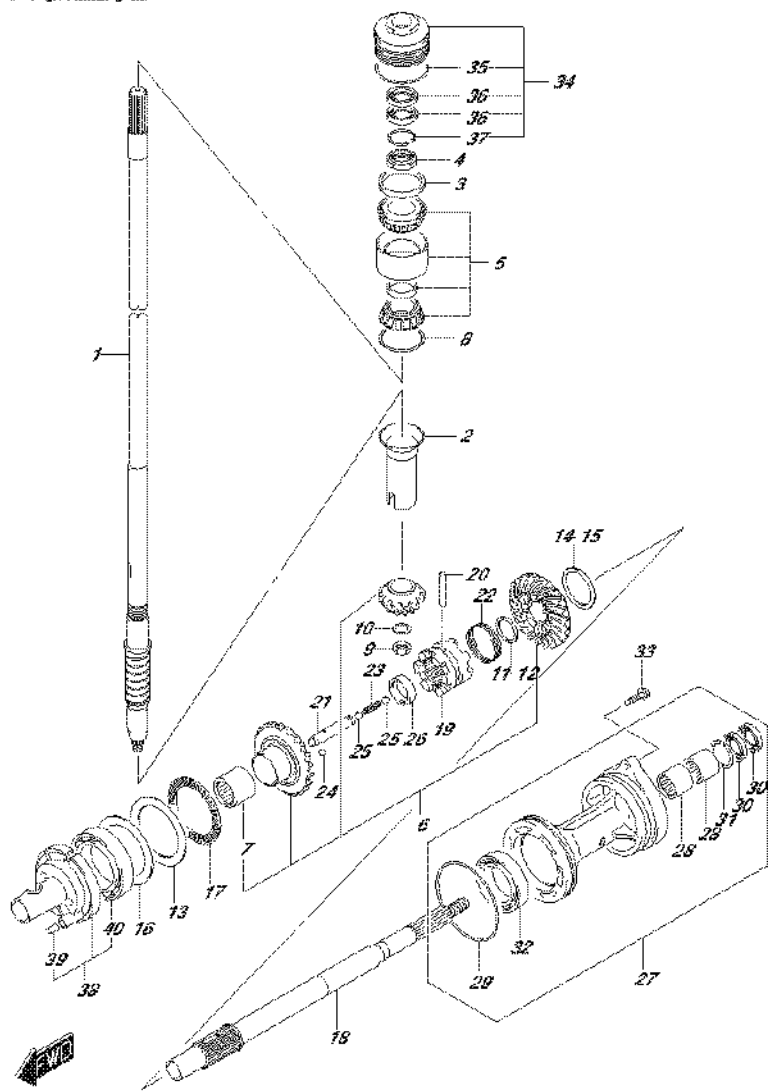


FIG.220B (2-G-7) TRANSMISSION (DF150T E40)

REF NO.	PART NO.	DESCRIPTION	Q'TY	REMARKS
14	57500-87852	SHIM SET, REV GEAR	1	REV GEAR
15-1	09181-50013	.SHIM (T:1.00)	1	REV GEAR
15-2	09181-50012	.SHIM (T:1.10)	1	REV GEAR
15-3	09181-50005	.SHIM (T:1.20)	1	REV GEAR
15-4	09181-50006	.SHIM (T:1.30)	1	REV GEAR
15-5	09181-50007	.SHIM (T:1.40)	1	REV GEAR
15-6	09181-50008	.SHIM (T:1.50)	1	REV GEAR
15-7	09181-50009	.SHIM (T:1.60)	1	REV GEAR
15-8	09181-50010	.SHIM (T:1.70)	1	REV GEAR
16-1	09181-75018	SHIM (T:0.50)	1	FWD GEAR
16-2	09181-75019	SHIM (T:0.55)	1	FWD GEAR
16-3	09181-75012	SHIM (T:0.60)	1	FWD GEAR
16-4	09181-75013	SHIM (T:0.65)	1	FWD GEAR
16-5	09181-75008	SHIM (T:0.70)	1	FWD GEAR
16-6	09181-75014	SHIM (T:0.75)	1	FWD GEAR
16-7	09181-75009	SHIM (T:0.80)	1	FWD GEAR
16-8	09181-75015	SHIM (T:0.85)	1	FWD GEAR
16-9	09181-75010	SHIM (T:0.90)	1	FWD GEAR
16-10	09181-75016	SHIM (T:0.95)	1	FWD GEAR
16-11	09181-75011	SHIM (T:1.00)	1	FWD GEAR
17	09269-75002	BEARING (75X100X4)	1	
18	57610-93J00	SHAFT, PROPELLER	1	
19	57621-93J10	SHIFTER, CLUTCH DOG	1	
20	09202-08007	PIN (8X49)	1	
21	57631-93J00	PIN, CONNECTOR	1	
22	09440-52003	SPRING	1	
23	09440-09040	SPRING	1	
24	06111-07004	BALL	2	
25	06111-11004	BALL	2	
26	09180-25082	SPACER (25X36.5X9.5)	1	
27-1	56120-93J50-0EP	HOUSING, PROP SFT BRG (BLACK)	1	
27-2	56120-93J50-Y5S	HOUSING, PROP SFT BRG (WHITE)	1	
28	09263-30063	.BEARING (30X40X25)	2	
29	09280-00040	.O RING (D:3.1,ID:104.4)	1	

FIG.220B

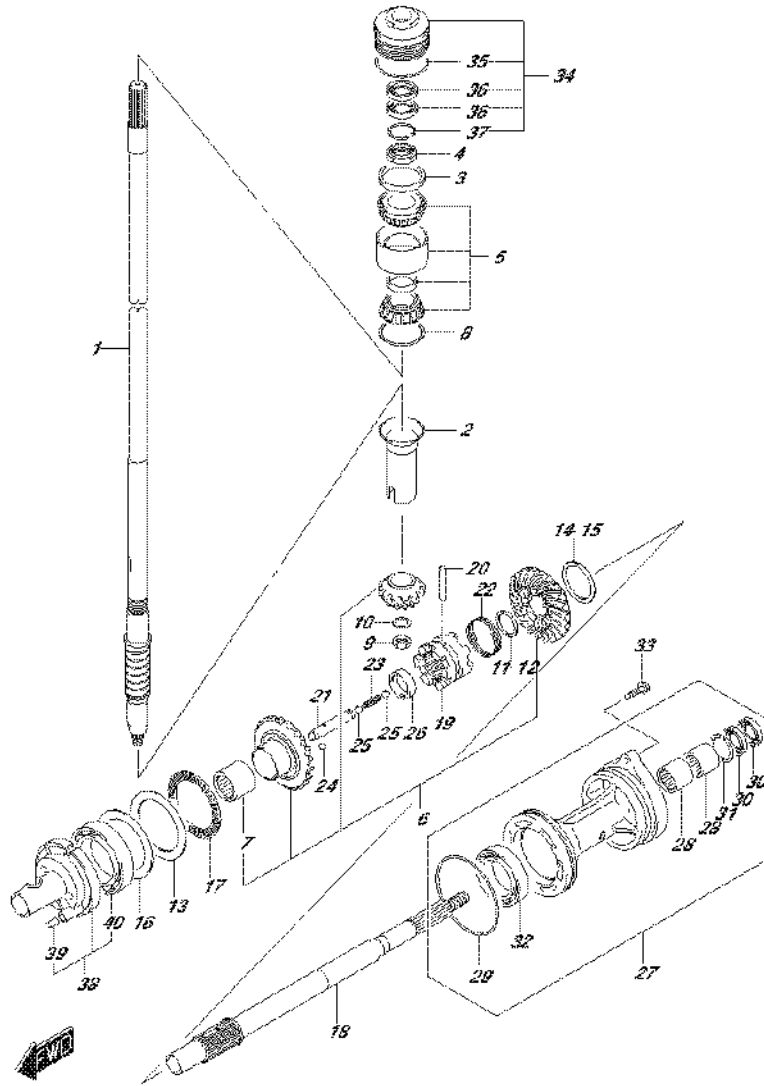
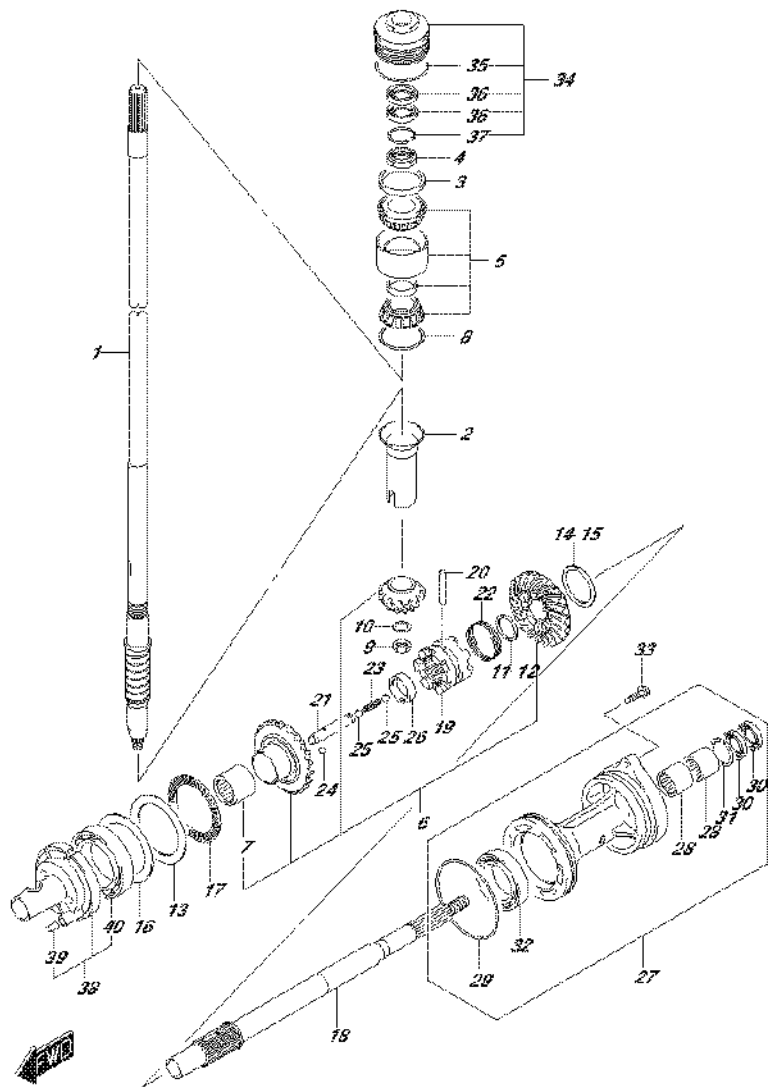


FIG.220B (2-G-8) TRANSMISSION (DF150T E40)

REF NO.	PART NO.	DESCRIPTION	Q'TY	REMARKS
30	09282-30006	.OIL SEAL (30X45X6)	2	
31	09381-40003	.CIRCLIP	1	
32	08113-60100	.BEARING	1	
33	09116-08158	BOLT (8X35)	2	
34	56130-93J02	HOUSING, DRIVE SHAFT BRG	1	
35	09280-66004	.O RING (D:3.1,ID:65.4)	1	
36	09282-24004	.OIL SEAL (24X40X7)	2	
37	09381-40003	.CIRCLIP	1	
38	56140-93J01	HOUSING, FWD GEAR BRG	1	
39	04221-08129	.PIN	1	
40	09263-50009	.BEARING (50X65X25)	1	

FIG.220C



DF175_E01_016_220C
TRANSMISSION

FIG.220C (2-G-9) TRANSMISSION (DF150TG E01)

REF NO.	PART NO.	DESCRIPTION	Q'TY	REMARKS
1-1	57110-96J41	SHAFT, DRIVE (L)	1	W/TRANSOM(L)
1-2	57110-96J31	SHAFT, DRIVE (UL)	1	W/TRANSOM(X)
2	57133-93J00	COLLAR, DRIVE SHAFT	1	
3	57134-93J00	SPACER, DRIVE SHAFT BEARING	1	
4	09159-28003	NUT	1	
5	09269-32001	BEARING (32X66X49)	1	
6	57300-96830	PINION/GEAR SET	1	
7	09263-25067	.BEARING (25X32X26)	1	
8-1	09181-60004	SHIM (T:0.45)	1	
8-2	09181-60005	SHIM (T:0.50)	1	
8-3	09181-60006	SHIM (T:0.55)	1	
8-4	09181-60007	SHIM (T:0.60)	1	
8-5	09181-60008	SHIM (T:0.65)	1	
8-6	09181-60009	SHIM (T:0.70)	1	
8-7	09181-60010	SHIM (T:0.75)	1	
8-8	09181-60011	SHIM (T:0.80)	1	
8-9	09181-60012	SHIM (T:0.85)	1	
8-10	09181-60013	SHIM (T:0.90)	1	
9	09140-16021	NUT	1	
10	08221-16256	WASHER	1	
11	57500-87861	SHIM SET, PROP SHAFT REV	1	
12-1	08211-30382	.WASHER (30X38X1.5)	1	
12-2	09160-30036	.WASHER (30X38X1.7)	1	
12-3	09160-30037	.WASHER (30X38X1.9)	1	
12-4	09160-30038	.WASHER (30X38X2.1)	1	
12-5	08211-30384	.WASHER (30X38X2.2)	1	
12-6	09160-30039	.WASHER (30X38X2.3)	1	
12-7	09160-30041	.WASHER (30X38X2.4)	1	
12-8	08211-30385	.WASHER (30X38X2.5)	1	
12-9	09160-30042	.WASHER (30X38X2.6)	1	
12-10	09160-30043	.WASHER (30X38X2.7)	1	
12-11	09160-30044	.WASHER (30X38X2.8)	1	
13	09160-75002	WASHER (75X100X2)	1	FWD GEAR

DF175_E01_016

FIG.220C

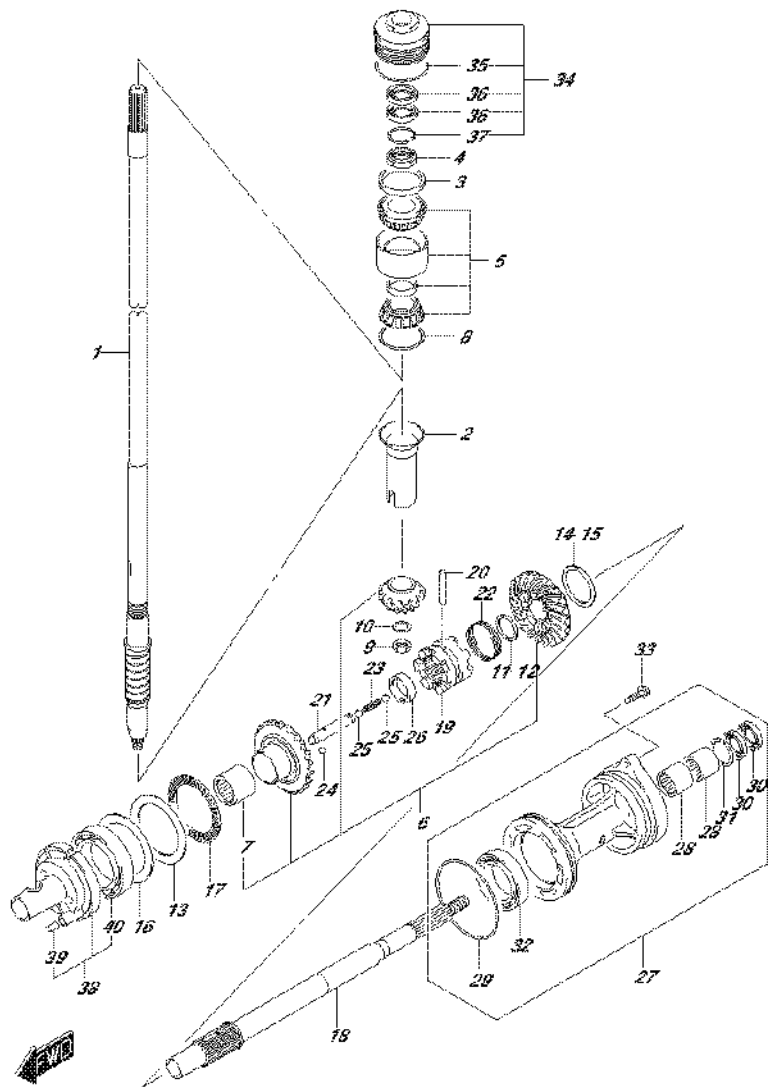
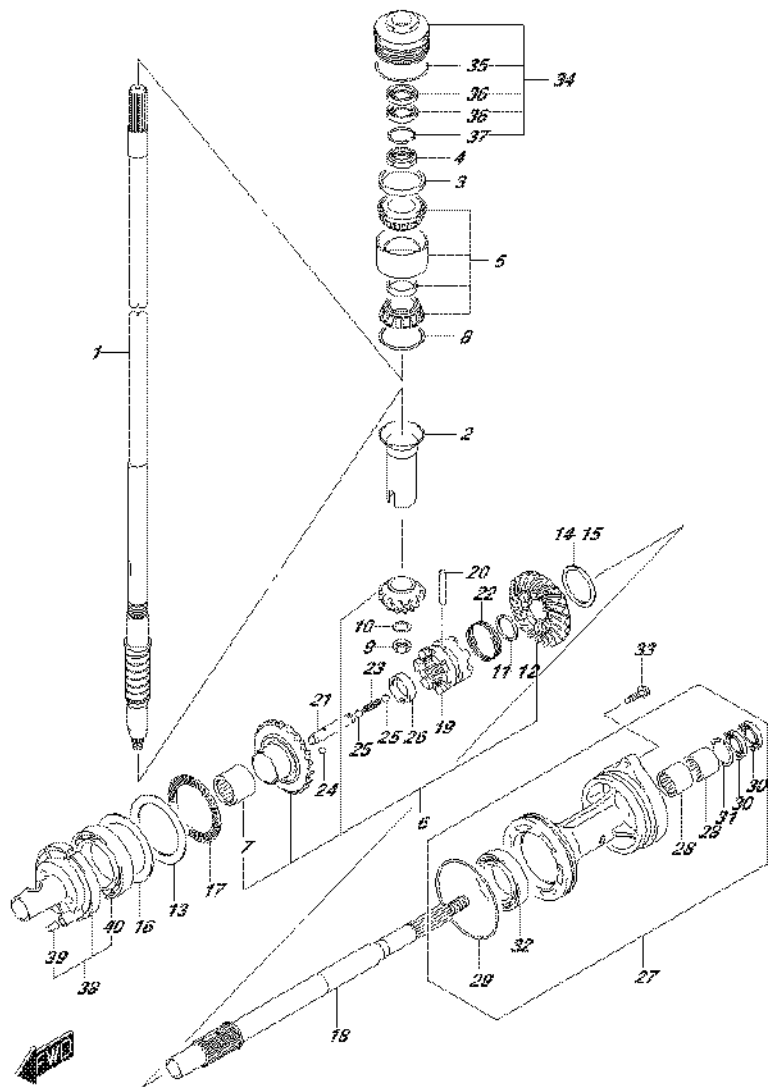


FIG.220C (2-G-10) TRANSMISSION (DF150TG E01)

REF NO.	PART NO.	DESCRIPTION	Q'TY	REMARKS
14	57500-87852	SHIM SET, REV GEAR	1	REV GEAR
15-1	09181-50013	.SHIM (T:1.00)	1	REV GEAR
15-2	09181-50012	.SHIM (T:1.10)	1	REV GEAR
15-3	09181-50005	.SHIM (T:1.20)	1	REV GEAR
15-4	09181-50006	.SHIM (T:1.30)	1	REV GEAR
15-5	09181-50007	.SHIM (T:1.40)	1	REV GEAR
15-6	09181-50008	.SHIM (T:1.50)	1	REV GEAR
15-7	09181-50009	.SHIM (T:1.60)	1	REV GEAR
15-8	09181-50010	.SHIM (T:1.70)	1	REV GEAR
16-1	09181-75018	SHIM (T:0.50)	1	FWD GEAR
16-2	09181-75019	SHIM (T:0.55)	1	FWD GEAR
16-3	09181-75012	SHIM (T:0.60)	1	FWD GEAR
16-4	09181-75013	SHIM (T:0.65)	1	FWD GEAR
16-5	09181-75008	SHIM (T:0.70)	1	FWD GEAR
16-6	09181-75014	SHIM (T:0.75)	1	FWD GEAR
16-7	09181-75009	SHIM (T:0.80)	1	FWD GEAR
16-8	09181-75015	SHIM (T:0.85)	1	FWD GEAR
16-9	09181-75010	SHIM (T:0.90)	1	FWD GEAR
16-10	09181-75016	SHIM (T:0.95)	1	FWD GEAR
16-11	09181-75011	SHIM (T:1.00)	1	FWD GEAR
17	09269-75002	BEARING (75X100X4)	1	
18	57610-96J00	SHAFT, PROPELLER	1	
19	57621-96J00	SHIFTER, CLUTCH DOG	1	
20	09202-08007	PIN (8X49)	1	
21	57631-96J00	PIN, CONNECTOR	1	
22	09440-52003	SPRING	1	
23	09440-09040	SPRING	1	
24	06111-07004	BALL	2	
25	06111-11004	BALL	2	
26	09180-25082	SPACER (25X36.5X9.5)	1	
27-1	56120-93J50-0EP	HOUSING, PROP SFT BRG (BLACK)	1	
27-2	56120-93J50-Y5S	HOUSING, PROP SFT BRG (WHITE)	1	
28	09263-30063	.BEARING (30X40X25)	2	
29	09280-00040	.O RING (D:3.1,ID:104.4)	1	

FIG.220D



DF175_E01_016_220D
TRANSMISSION

FIG.220D (2-G-12) TRANSMISSION (DF150TG E40)

REF NO.	PART NO.	DESCRIPTION	Q'TY	REMARKS
1-1	57110-96J41	SHAFT, DRIVE (L)	1	W/TRANSOM(L)
1-2	57110-96J31	SHAFT, DRIVE (UL)	1	W/TRANSOM(X)
2	57133-93J00	COLLAR, DRIVE SHAFT	1	
3	57134-93J00	SPACER, DRIVE SHAFT BEARING	1	
4	09159-28003	NUT	1	
5	09269-32001	BEARING (32X66X49)	1	
6	57300-96830	PINION/GEAR SET	1	
7	09263-25067	.BEARING (25X32X26)	1	
8-1	09181-60004	SHIM (T:0.45)	1	
8-2	09181-60005	SHIM (T:0.50)	1	
8-3	09181-60006	SHIM (T:0.55)	1	
8-4	09181-60007	SHIM (T:0.60)	1	
8-5	09181-60008	SHIM (T:0.65)	1	
8-6	09181-60009	SHIM (T:0.70)	1	
8-7	09181-60010	SHIM (T:0.75)	1	
8-8	09181-60011	SHIM (T:0.80)	1	
8-9	09181-60012	SHIM (T:0.85)	1	
8-10	09181-60013	SHIM (T:0.90)	1	
9	09140-16021	NUT	1	
10	08221-16256	WASHER	1	
11	57500-87861	SHIM SET, PROP SHAFT REV	1	
12-1	08211-30382	.WASHER (30X38X1.5)	1	
12-2	09160-30036	.WASHER (30X38X1.7)	1	
12-3	09160-30037	.WASHER (30X38X1.9)	1	
12-4	09160-30038	.WASHER (30X38X2.1)	1	
12-5	08211-30384	.WASHER (30X38X2.2)	1	
12-6	09160-30039	.WASHER (30X38X2.3)	1	
12-7	09160-30041	.WASHER (30X38X2.4)	1	
12-8	08211-30385	.WASHER (30X38X2.5)	1	
12-9	09160-30042	.WASHER (30X38X2.6)	1	
12-10	09160-30043	.WASHER (30X38X2.7)	1	
12-11	09160-30044	.WASHER (30X38X2.8)	1	
13	09160-75002	WASHER (75X100X2)	1	FWD GEAR

DF175_E01_016

FIG.220D

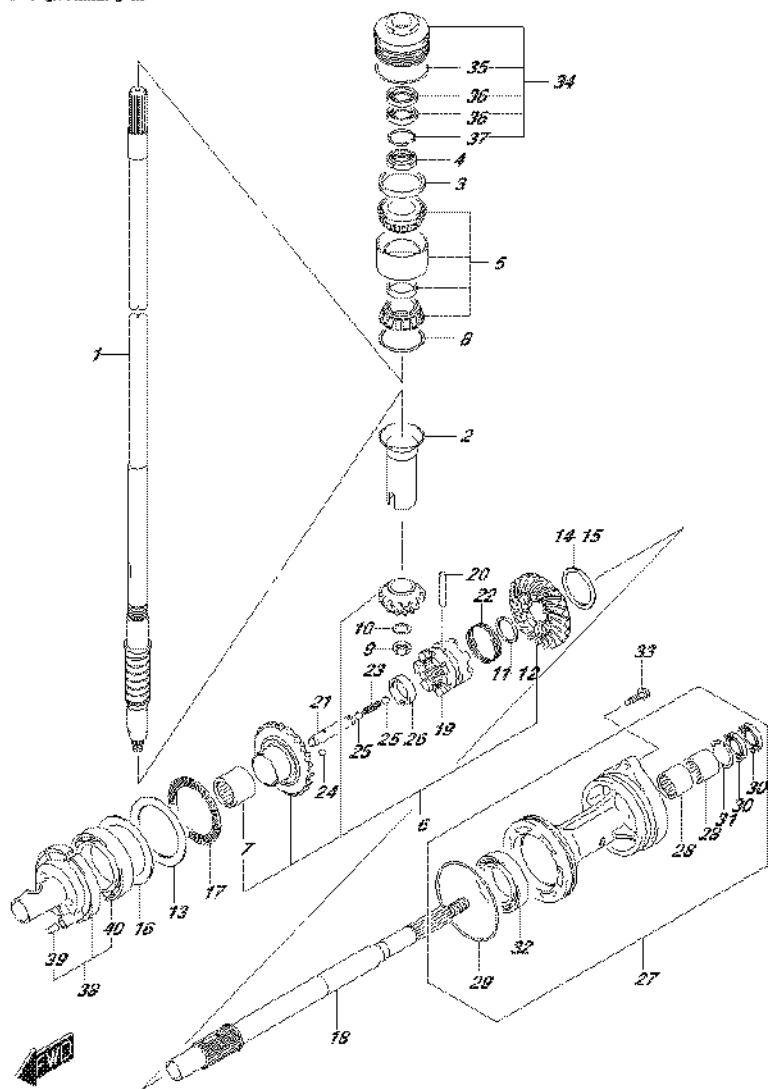


FIG.220D (2-G-13) TRANSMISSION (DF150TG E40)

REF NO.	PART NO.	DESCRIPTION	Q'TY	REMARKS
14	57500-87852	SHIM SET, REV GEAR	1	REV GEAR
15-1	09181-50013	.SHIM (T:1.00)	1	REV GEAR
15-2	09181-50012	.SHIM (T:1.10)	1	REV GEAR
15-3	09181-50005	.SHIM (T:1.20)	1	REV GEAR
15-4	09181-50006	.SHIM (T:1.30)	1	REV GEAR
15-5	09181-50007	.SHIM (T:1.40)	1	REV GEAR
15-6	09181-50008	.SHIM (T:1.50)	1	REV GEAR
15-7	09181-50009	.SHIM (T:1.60)	1	REV GEAR
15-8	09181-50010	.SHIM (T:1.70)	1	REV GEAR
16-1	09181-75018	SHIM (T:0.50)	1	FWD GEAR
16-2	09181-75019	SHIM (T:0.55)	1	FWD GEAR
16-3	09181-75012	SHIM (T:0.60)	1	FWD GEAR
16-4	09181-75013	SHIM (T:0.65)	1	FWD GEAR
16-5	09181-75008	SHIM (T:0.70)	1	FWD GEAR
16-6	09181-75014	SHIM (T:0.75)	1	FWD GEAR
16-7	09181-75009	SHIM (T:0.80)	1	FWD GEAR
16-8	09181-75015	SHIM (T:0.85)	1	FWD GEAR
16-9	09181-75010	SHIM (T:0.90)	1	FWD GEAR
16-10	09181-75016	SHIM (T:0.95)	1	FWD GEAR
16-11	09181-75011	SHIM (T:1.00)	1	FWD GEAR
17	09269-75002	BEARING (75X100X4)	1	
18	57610-96J00	SHAFT, PROPELLER	1	
19	57621-96J00	SHIFTER, CLUTCH DOG	1	
20	09202-08007	PIN (8X49)	1	
21	57631-96J00	PIN, CONNECTOR	1	
22	09440-52003	SPRING	1	
23	09440-09040	SPRING	1	
24	06111-07004	BALL	2	
25	06111-11004	BALL	2	
26	09180-25082	SPACER (25X36.5X9.5)	1	
27-1	56120-93J50-0EP	HOUSING, PROP SFT BRG (BLACK)	1	
27-2	56120-93J50-Y5S	HOUSING, PROP SFT BRG (WHITE)	1	
28	09263-30063	.BEARING (30X40X25)	2	
29	09280-00040	.O RING (D:3.1,ID:104.4)	1	

FIG.220D

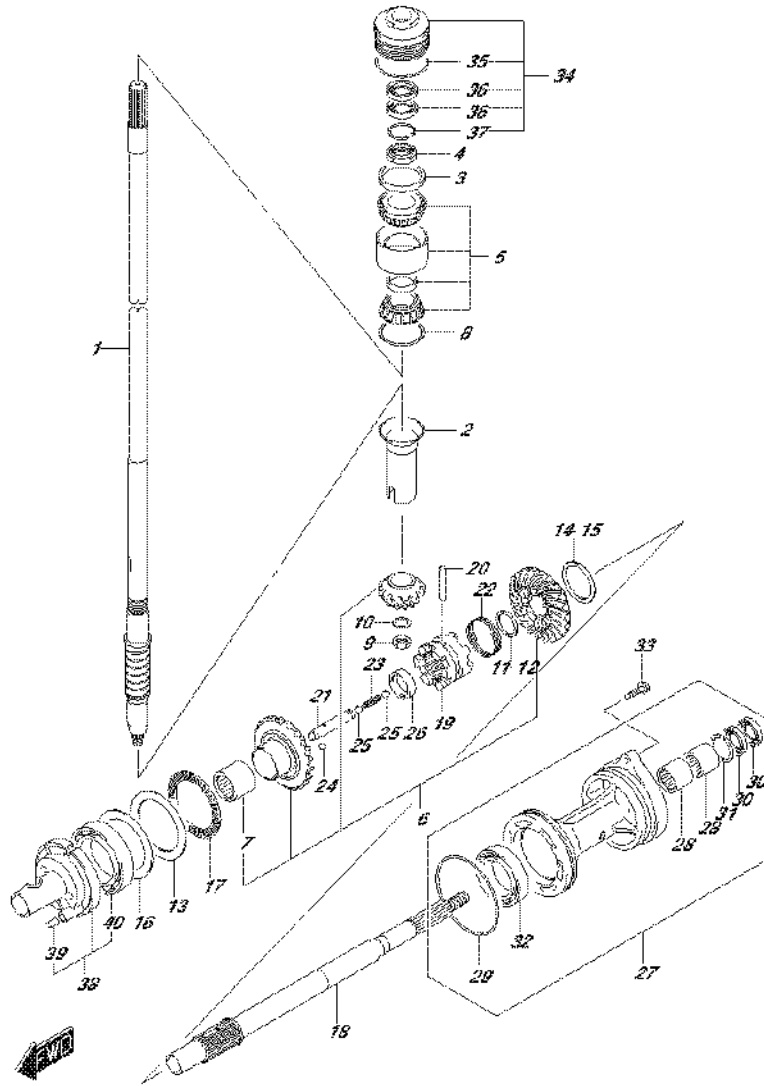


FIG.220D (2-G-14) TRANSMISSION (DF150TG E40)

REF NO.	PART NO.	DESCRIPTION	Q'TY	REMARKS
30	09282-30006	.OIL SEAL (30X45X6)	2	
31	09381-40003	.CIRCLIP	1	
32	08113-60100	.BEARING	1	
33	09116-08158	BOLT (8X35)	2	
34	56130-93J02	HOUSING, DRIVE SHAFT BRG	1	
35	09280-66004	.O RING (D:3.1,ID:65.4)	1	
36	09282-24004	.OIL SEAL (24X40X7)	2	
37	09381-40003	.CIRCLIP	1	
38	56140-93J01	HOUSING, FWD GEAR BRG	1	
39	04221-08129	.PIN	1	
40	09263-50009	.BEARING (50X65X25)	1	

FIG.220E

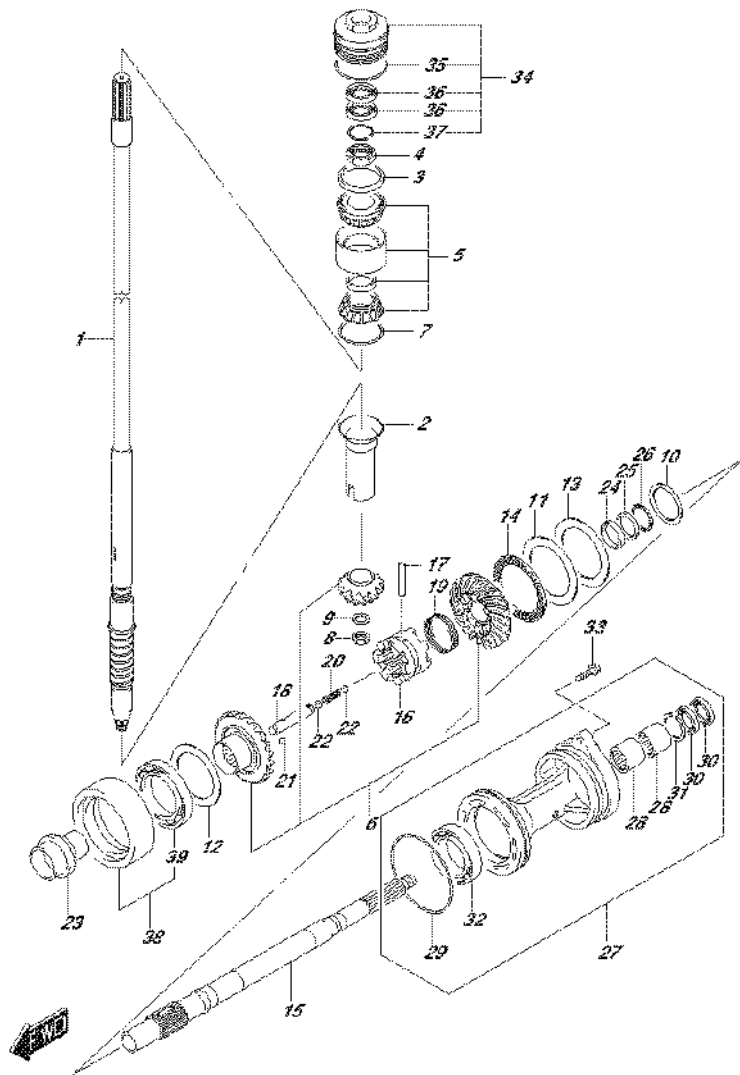


FIG.220E (2-G-15) TRANSMISSION (DF150Z E01)

REF NO.	PART NO.	DESCRIPTION	Q'TY	REMARKS
1-1	57110-96J41	SHAFT, DRIVE (UL)	1	W/TRANSOM(L)
1-2	57110-96J31	SHAFT, DRIVE (UL)	1	W/TRANSOM(X)
2	57133-93J00	COLLAR, DRIVE SHAFT	1	
3	57134-93J00	SPACER, DRIVE SHAFT BEARING	1	
4	09159-28003	NUT	1	
5	09269-32001	BEARING (32X66X49)	1	
6	57300-96820	PINION/GEAR SET	1	
7-1	09181-60004	SHIM (T:0.45)	1	
7-2	09181-60005	SHIM (T:0.50)	1	
7-3	09181-60006	SHIM (T:0.55)	1	
7-4	09181-60007	SHIM (T:0.60)	1	
7-5	09181-60008	SHIM (T:0.65)	1	
7-6	09181-60009	SHIM (T:0.70)	1	
7-7	09181-60010	SHIM (T:0.75)	1	
7-8	09181-60011	SHIM (T:0.80)	1	
7-9	09181-60012	SHIM (T:0.85)	1	
7-10	09181-60013	SHIM (T:0.90)	1	
8	09140-16021	NUT	1	
9	08221-16256	WASHER	1	
10-1	09160-35015	WASHER (35X46X0.6)	1	PROP SHAFT REV
10-2	09160-35013	WASHER (35X46X0.8)	1	PROP SHAFT REV
10-3	09160-35010	WASHER (35X46X1.15)	1	PROP SHAFT REV
10-4	09160-35004	WASHER (35X46X1.2)	1	PROP SHAFT REV
10-5	09160-35006	WASHER (35X46X0.9)	1	PROP SHAFT REV
10-6	09160-35002	WASHER (35X46X1)	1	PROP SHAFT REV
10-7	09160-35008	WASHER (35X46X0.95)	1	PROP SHAFT REV
10-8	09160-35003	WASHER (35X46X1.1)	1	PROP SHAFT REV
10-9	09160-35009	WASHER (35X46X1.05)	1	PROP SHAFT REV
11	09160-75002	WASHER (75X100X2)	1	FWD GEAR
12-1	09181-60004	SHIM (T:0.45)	1	REV GEAR
12-2	09181-60005	SHIM (T:0.50)	1	REV GEAR
12-3	09181-60006	SHIM (T:0.55)	1	REV GEAR
12-4	09181-60007	SHIM (T:0.60)	1	REV GEAR
12-5	09181-60008	SHIM (T:0.65)	1	REV GEAR

FIG.220E

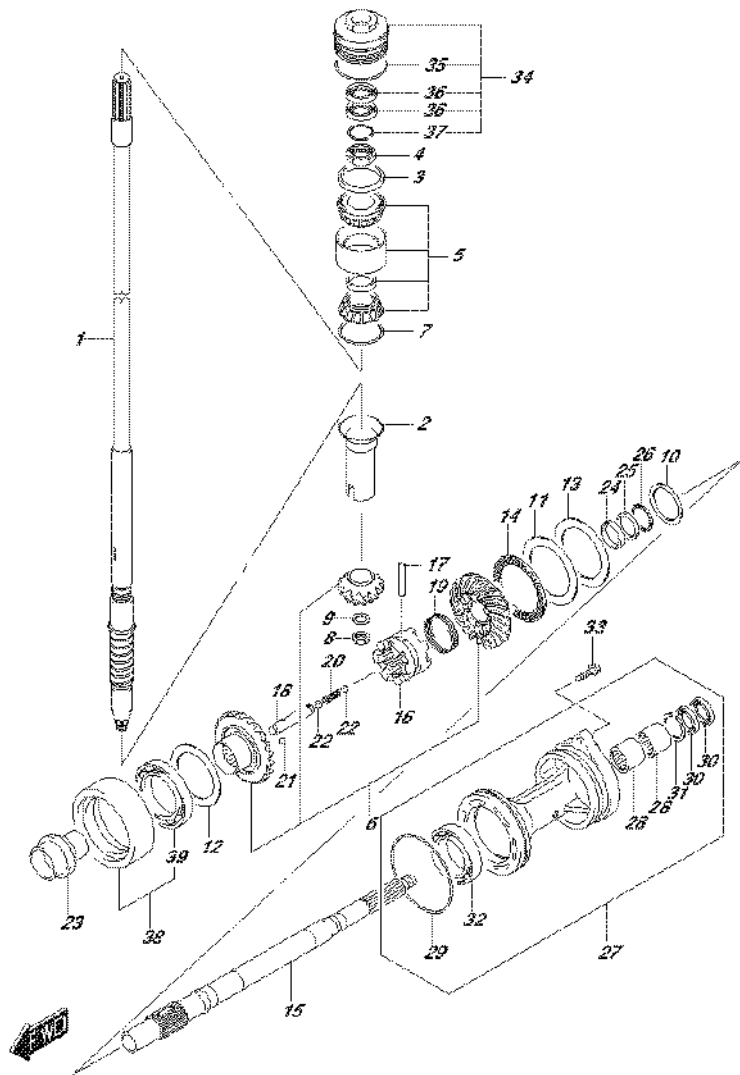


FIG.220E (2-H-2) TRANSMISSION (DF150Z E01)

REF NO.	PART NO.	DESCRIPTION	Q'TY	REMARKS
12-6	09181-60009	SHIM (T:0.70)	1	REV GEAR
12-7	09181-60010	SHIM (T:0.75)	1	REV GEAR
12-8	09181-60011	SHIM (T:0.80)	1	REV GEAR
12-9	09181-60012	SHIM (T:0.85)	1	REV GEAR
12-10	09181-60013	SHIM (T:0.90)	1	REV GEAR
13-1	09181-75018	SHIM (T:0.50)	1	FWD GEAR
13-2	09181-75019	SHIM (T:0.55)	1	FWD GEAR
13-3	09181-75012	SHIM (T:0.60)	1	FWD GEAR
13-4	09181-75013	SHIM (T:0.65)	1	FWD GEAR
13-5	09181-75008	SHIM (T:0.70)	1	FWD GEAR
13-6	09181-75014	SHIM (T:0.75)	1	FWD GEAR
13-7	09181-75009	SHIM (T:0.80)	1	FWD GEAR
13-8	09181-75015	SHIM (T:0.85)	1	FWD GEAR
13-9	09181-75010	SHIM (T:0.90)	1	FWD GEAR
13-10	09181-75016	SHIM (T:0.95)	1	FWD GEAR
13-11	09181-75011	SHIM (T:1.00)	1	FWD GEAR
14	09269-75002	BEARING (75X100X4)	1	
15	57610-93J20	SHAFT, PROPELLER	1	
16	57621-93J20	SHIFTER, CLUTCH DOG	1	
17	09202-08007	PIN (8X49)	1	
18	57631-93J00	PIN, CONNECTOR	1	
19	09440-52003	SPRING	1	
20	09440-09040	SPRING	1	
21	06111-07004	BALL	2	
22	06111-11004	BALL	2	
23	57622-93J00	SPACER, FWD THRUST	1	
24	09160-30055	WASHER (30X47X6)	1	
25	09160-30056	WASHER (32X47X3)	1	
26	09269-30014	BEARING (30X47X2)	1	
27-1	56120-93J60-0EP	HOUSING, PROP SFT BRG (BLACK)	1	
27-2	56120-93J60-Y5S	HOUSING, PROP SFT BRG (WHITE)	1	
28	09263-30063	.BEARING (30X40X25)	2	
29	09280-00040	.O RING (D:3.1,ID:104.4)	1	
30	09282-30006	.OIL SEAL (30X45X6)	2	

FIG.220E

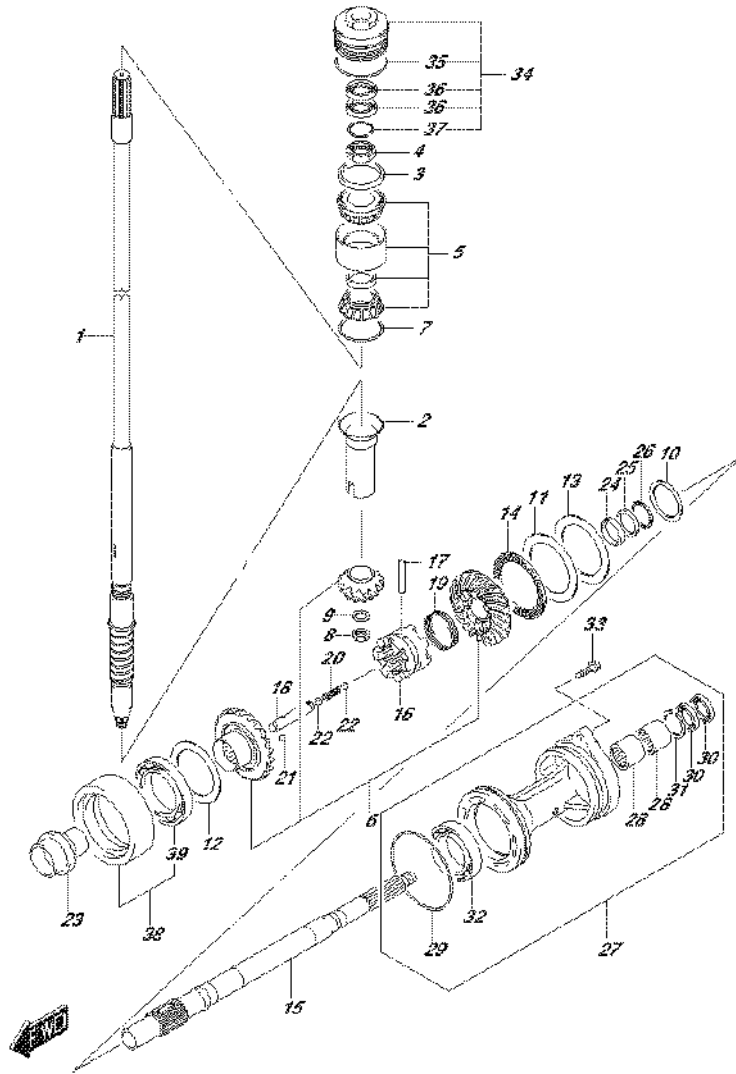


FIG.220E (2-H-3) TRANSMISSION (DF150Z E01)

REF NO.	PART NO.	DESCRIPTION	Q'TY	REMARKS
31	09381-40003	.CIRCLIP	1	
32	09263-50009	.BEARING (50X65X25)	1	
33	09116-08158	BOLT (8X35)	2	
34	56130-93J02	HOUSING, DRIVE SHAFT BRG	1	
35	09280-66004	.O RING (D:3.1, ID:65.4)	1	
36	09282-24004	.OIL SEAL (24X40X7)	2	
37	09381-40003	.CIRCLIP	1	
38	56140-93J10	HOUSING, REV GEAR BRG	1	
39	09262-60002	.BEARING (60X85X13)	1	

FIG.220F

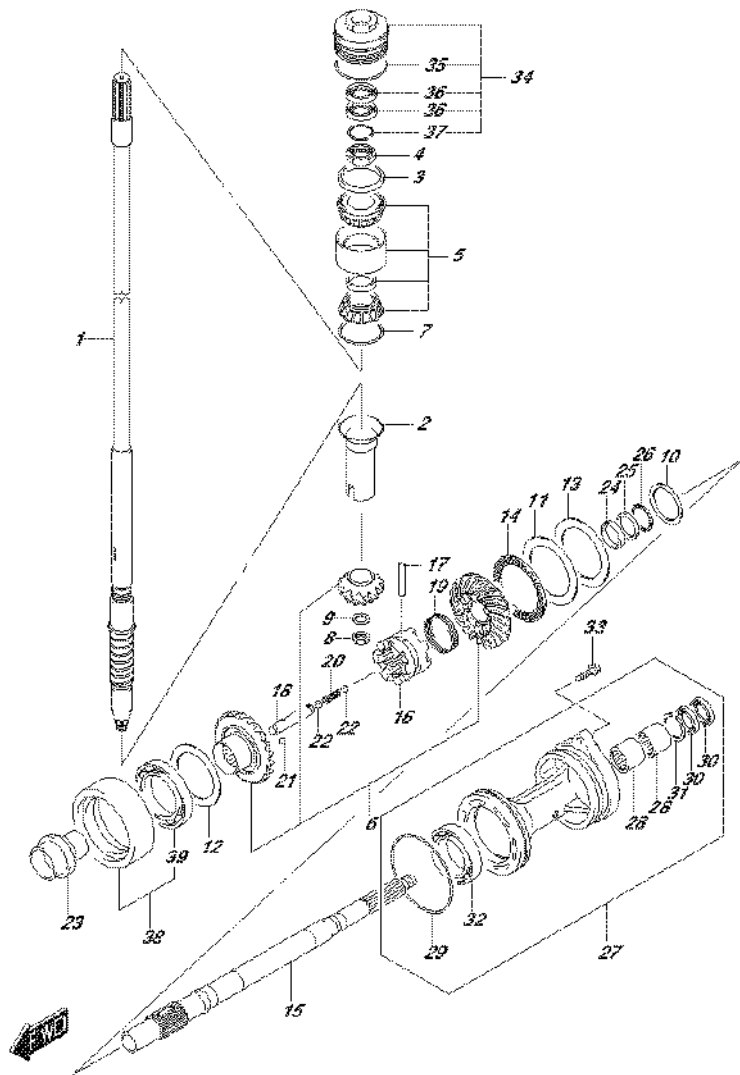


FIG.220F (2-H-4) TRANSMISSION (DF150Z E40)

REF NO.	PART NO.	DESCRIPTION	Q'TY	REMARKS
1-1	57110-96J41	SHAFT, DRIVE (UL)	1	W/TRANSOM(L)
1-2	57110-96J31	SHAFT, DRIVE (UL)	1	W/TRANSOM(X)
2	57133-93J00	COLLAR, DRIVE SHAFT	1	
3	57134-93J00	SPACER, DRIVE SHAFT BEARING	1	
4	09159-28003	NUT	1	
5	09269-32001	BEARING (32X66X49)	1	
6	57300-96820	PINION/GEAR SET	1	
7-1	09181-60004	SHIM (T:0.45)	1	
7-2	09181-60005	SHIM (T:0.50)	1	
7-3	09181-60006	SHIM (T:0.55)	1	
7-4	09181-60007	SHIM (T:0.60)	1	
7-5	09181-60008	SHIM (T:0.65)	1	
7-6	09181-60009	SHIM (T:0.70)	1	
7-7	09181-60010	SHIM (T:0.75)	1	
7-8	09181-60011	SHIM (T:0.80)	1	
7-9	09181-60012	SHIM (T:0.85)	1	
7-10	09181-60013	SHIM (T:0.90)	1	
8	09140-16021	NUT	1	
9	08221-16256	WASHER	1	
10-1	09160-35015	WASHER (35X46X0.6)	1	PROP SHAFT REV
10-2	09160-35013	WASHER (35X46X0.8)	1	PROP SHAFT REV
10-3	09160-35010	WASHER (35X46X1.15)	1	PROP SHAFT REV
10-4	09160-35004	WASHER (35X46X1.2)	1	PROP SHAFT REV
10-5	09160-35006	WASHER (35X46X0.9)	1	PROP SHAFT REV
10-6	09160-35002	WASHER (35X46X1)	1	PROP SHAFT REV
10-7	09160-35008	WASHER (35X46X0.95)	1	PROP SHAFT REV
10-8	09160-35003	WASHER (35X46X1.1)	1	PROP SHAFT REV
10-9	09160-35009	WASHER (35X46X1.05)	1	PROP SHAFT REV
11	09160-75002	WASHER (75X100X2)	1	FWD GEAR
12-1	09181-60004	SHIM (T:0.45)	1	REV GEAR
12-2	09181-60005	SHIM (T:0.50)	1	REV GEAR
12-3	09181-60006	SHIM (T:0.55)	1	REV GEAR
12-4	09181-60007	SHIM (T:0.60)	1	REV GEAR
12-5	09181-60008	SHIM (T:0.65)	1	REV GEAR

FIG.220F

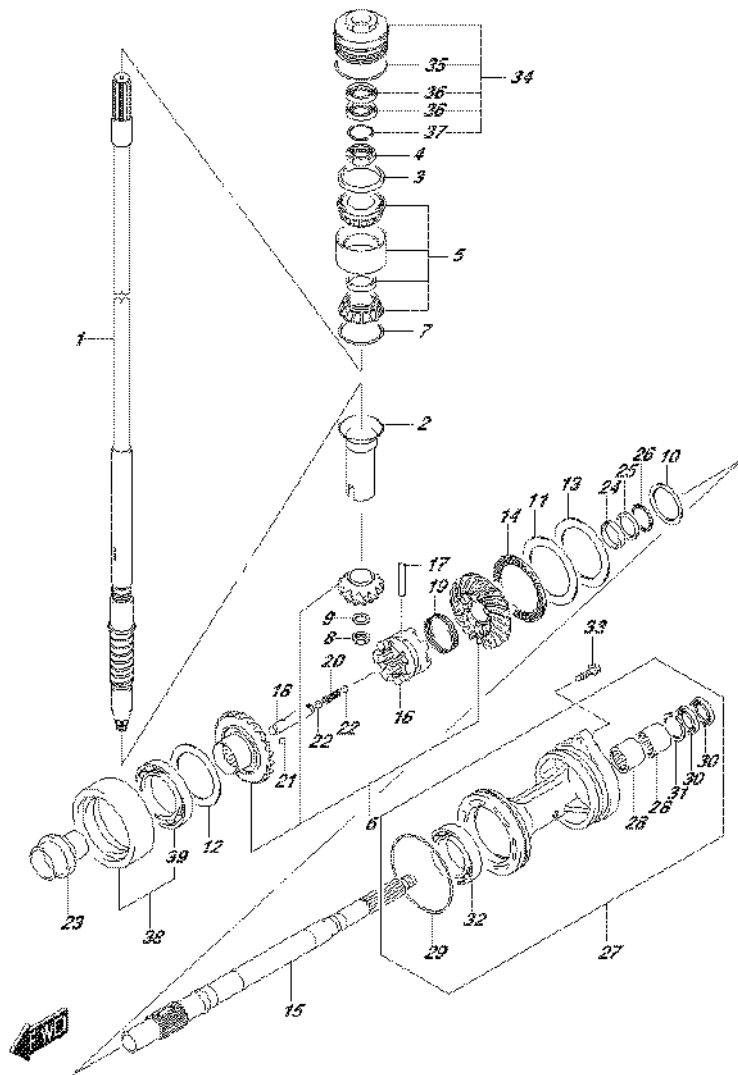


FIG.220F (2-H-5) TRANSMISSION (DF150Z E40)

REF NO.	PART NO.	DESCRIPTION	Q'TY	REMARKS
12-6	09181-60009	SHIM (T:0.70)	1	REV GEAR
12-7	09181-60010	SHIM (T:0.75)	1	REV GEAR
12-8	09181-60011	SHIM (T:0.80)	1	REV GEAR
12-9	09181-60012	SHIM (T:0.85)	1	REV GEAR
12-10	09181-60013	SHIM (T:0.90)	1	REV GEAR
13-1	09181-75018	SHIM (T:0.50)	1	FWD GEAR
13-2	09181-75019	SHIM (T:0.55)	1	FWD GEAR
13-3	09181-75012	SHIM (T:0.60)	1	FWD GEAR
13-4	09181-75013	SHIM (T:0.65)	1	FWD GEAR
13-5	09181-75008	SHIM (T:0.70)	1	FWD GEAR
13-6	09181-75014	SHIM (T:0.75)	1	FWD GEAR
13-7	09181-75009	SHIM (T:0.80)	1	FWD GEAR
13-8	09181-75015	SHIM (T:0.85)	1	FWD GEAR
13-9	09181-75010	SHIM (T:0.90)	1	FWD GEAR
13-10	09181-75016	SHIM (T:0.95)	1	FWD GEAR
13-11	09181-75011	SHIM (T:1.00)	1	FWD GEAR
14	09269-75002	BEARING (75X100X4)	1	
15	57610-93J20	SHAFT, PROPELLER	1	
16	57621-93J20	SHIFTER, CLUTCH DOG	1	
17	09202-08007	PIN (8X49)	1	
18	57631-93J00	PIN, CONNECTOR	1	
19	09440-52003	SPRING	1	
20	09440-09040	SPRING	1	
21	06111-07004	BALL	2	
22	06111-11004	BALL	2	
23	57622-93J00	SPACER, FWD THRUST	1	
24	09160-30055	WASHER (30X47X6)	1	
25	09160-30056	WASHER (32X47X3)	1	
26	09269-30014	BEARING (30X47X2)	1	
27-1	56120-93J60-0EP	HOUSING, PROP SFT BRG (BLACK)	1	
27-2	56120-93J60-Y5S	HOUSING, PROP SFT BRG (WHITE)	1	
28	09263-30063	BEARING (30X40X25)	2	
29	09280-00040	.O RING (D:3.1,ID:104.4)	1	
30	09282-30006	.OIL SEAL (30X45X6)	2	

FIG.220F

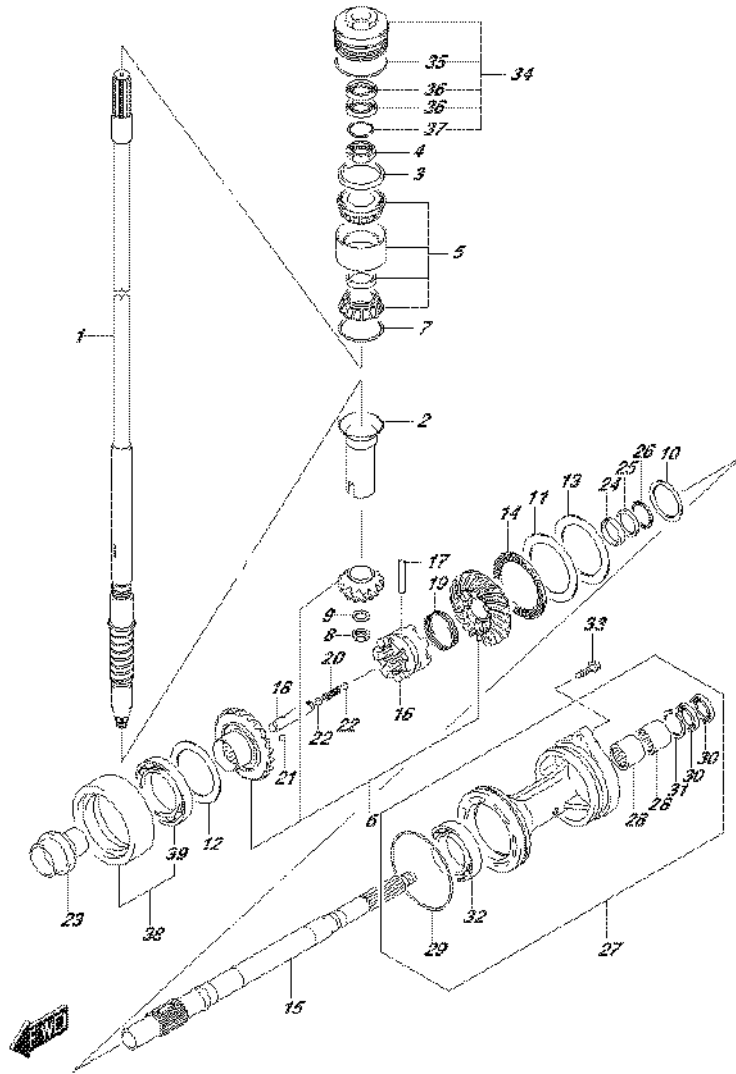


FIG.220F (2-H-6) TRANSMISSION (DF150Z E40)

REF NO.	PART NO.	DESCRIPTION	Q'TY	REMARKS
31	09381-40003	.CIRCLIP	1	
32	09263-50009	.BEARING (50X65X25)	1	
33	09116-08158	BOLT (8X35)	2	
34	56130-93J02	HOUSING, DRIVE SHAFT BRG	1	
35	09280-66004	.O RING (D:3.1, ID:65.4)	1	
36	09282-24004	.OIL SEAL (24X40X7)	2	
37	09381-40003	.CIRCLIP	1	
38	56140-93J10	HOUSING, REV GEAR BRG	1	
39	09262-60002	.BEARING (60X85X13)	1	

FIG.220G

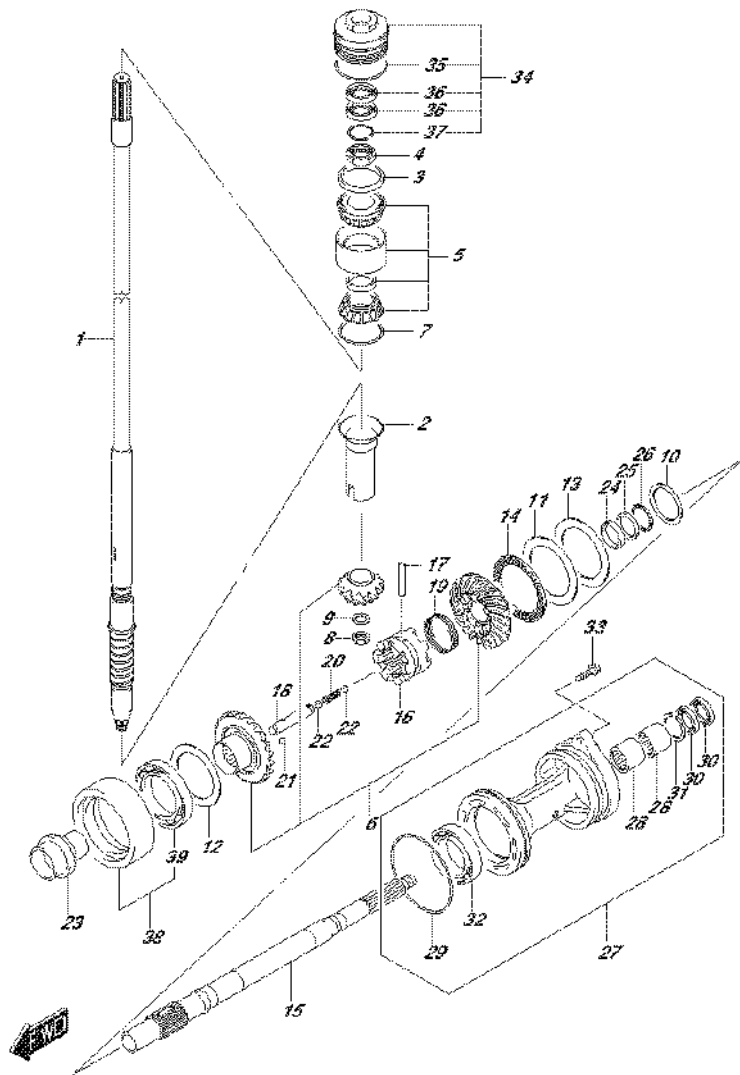


FIG.220G (2-H-7) TRANSMISSION (DF150ZG E01)

REF NO.	PART NO.	DESCRIPTION	Q'TY	REMARKS
1-1	57110-96J41	SHAFT, DRIVE (UL)	1	W/TRANSOM(L)
1-2	57110-96J31	SHAFT, DRIVE (UL)	1	W/TRANSOM(X)
2	57133-93J00	COLLAR, DRIVE SHAFT	1	
3	57134-93J00	SPACER, DRIVE SHAFT BEARING	1	
4	09159-28003	NUT	1	
5	09269-32001	BEARING (32X66X49)	1	
6	57300-96840	PINION/GEAR SET	1	
7-1	09181-60004	SHIM (T:0.45)	1	
7-2	09181-60005	SHIM (T:0.50)	1	
7-3	09181-60006	SHIM (T:0.55)	1	
7-4	09181-60007	SHIM (T:0.60)	1	
7-5	09181-60008	SHIM (T:0.65)	1	
7-6	09181-60009	SHIM (T:0.70)	1	
7-7	09181-60010	SHIM (T:0.75)	1	
7-8	09181-60011	SHIM (T:0.80)	1	
7-9	09181-60012	SHIM (T:0.85)	1	
7-10	09181-60013	SHIM (T:0.90)	1	
8	09140-16021	NUT	1	
9	08221-16256	WASHER	1	
10-1	09160-35015	WASHER (35X46X0.6)	1	PROP SHAFT REV
10-2	09160-35013	WASHER (35X46X0.8)	1	PROP SHAFT REV
10-3	09160-35010	WASHER (35X46X1.15)	1	PROP SHAFT REV
10-4	09160-35004	WASHER (35X46X1.2)	1	PROP SHAFT REV
10-5	09160-35006	WASHER (35X46X0.9)	1	PROP SHAFT REV
10-6	09160-35002	WASHER (35X46X1)	1	PROP SHAFT REV
10-7	09160-35008	WASHER (35X46X0.95)	1	PROP SHAFT REV
10-8	09160-35003	WASHER (35X46X1.1)	1	PROP SHAFT REV
10-9	09160-35009	WASHER (35X46X1.05)	1	PROP SHAFT REV
11	09160-75002	WASHER (75X100X2)	1	FWD GEAR
12-1	09181-60004	SHIM (T:0.45)	1	REV GEAR
12-2	09181-60005	SHIM (T:0.50)	1	REV GEAR
12-3	09181-60006	SHIM (T:0.55)	1	REV GEAR
12-4	09181-60007	SHIM (T:0.60)	1	REV GEAR
12-5	09181-60008	SHIM (T:0.65)	1	REV GEAR

FIG.220G

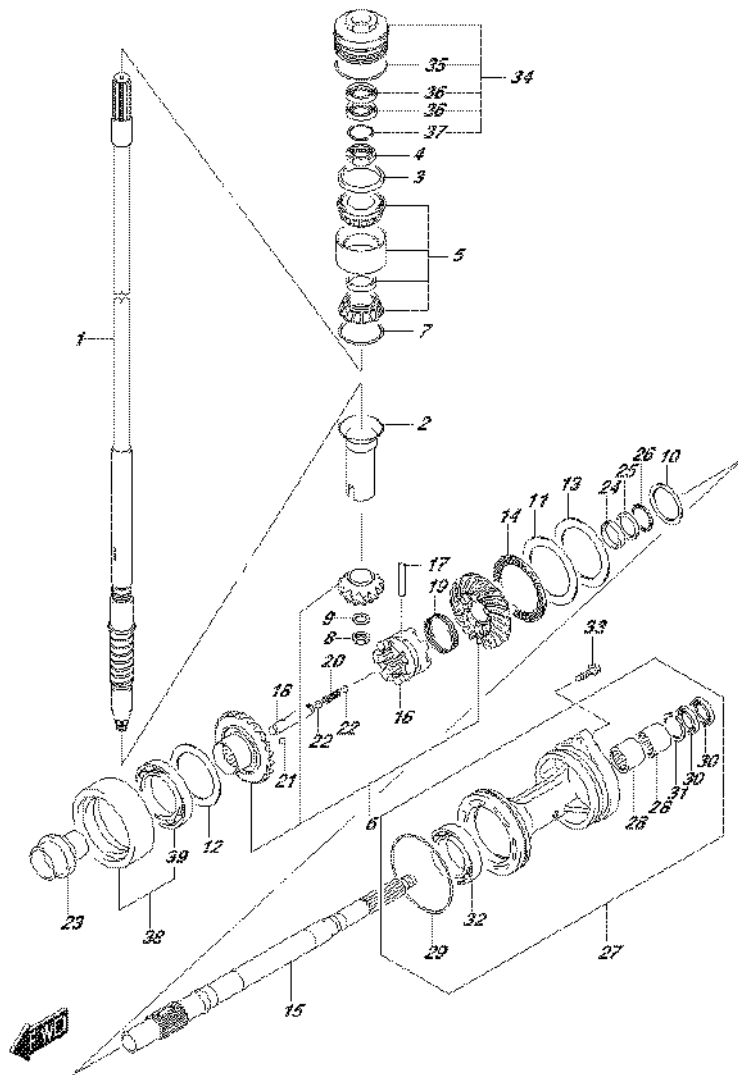


FIG.220G (2-H-8) TRANSMISSION (DF150ZG E01)

REF NO.	PART NO.	DESCRIPTION	Q'TY	REMARKS
12-6	09181-60009	SHIM (T:0.70)	1	REV GEAR
12-7	09181-60010	SHIM (T:0.75)	1	REV GEAR
12-8	09181-60011	SHIM (T:0.80)	1	REV GEAR
12-9	09181-60012	SHIM (T:0.85)	1	REV GEAR
12-10	09181-60013	SHIM (T:0.90)	1	REV GEAR
13-1	09181-75018	SHIM (T:0.50)	1	FWD GEAR
13-2	09181-75019	SHIM (T:0.55)	1	FWD GEAR
13-3	09181-75012	SHIM (T:0.60)	1	FWD GEAR
13-4	09181-75013	SHIM (T:0.65)	1	FWD GEAR
13-5	09181-75008	SHIM (T:0.70)	1	FWD GEAR
13-6	09181-75014	SHIM (T:0.75)	1	FWD GEAR
13-7	09181-75009	SHIM (T:0.80)	1	FWD GEAR
13-8	09181-75015	SHIM (T:0.85)	1	FWD GEAR
13-9	09181-75010	SHIM (T:0.90)	1	FWD GEAR
13-10	09181-75016	SHIM (T:0.95)	1	FWD GEAR
13-11	09181-75011	SHIM (T:1.00)	1	FWD GEAR
14	09269-75002	BEARING (75X100X4)	1	
15	57610-96J10	SHAFT, PROPELLER	1	
16	57621-96J10	SHIFTER, CLUTCH DOG	1	
17	09202-08007	PIN (8X49)	1	
18	57631-96J00	PIN, CONNECTOR	1	
19	09440-52003	SPRING	1	
20	09440-09040	SPRING	1	
21	06111-07004	BALL	2	
22	06111-11004	BALL	2	
23	57622-93J00	SPACER, FWD THRUST	1	
24	09160-30055	WASHER (30X47X6)	1	
25	09160-30056	WASHER (32X47X3)	1	
26	09269-30014	BEARING (30X47X2)	1	
27-1	56120-93J60-0EP	HOUSING, PROP SFT BRG (BLACK)	1	
27-2	56120-93J60-Y5S	HOUSING, PROP SFT BRG (WHITE)	1	
28	09263-30063	BEARING (30X40X25)	2	
29	09280-00040	.O RING (D:3.1,ID:104.4)	1	
30	09282-30006	.OIL SEAL (30X45X6)	2	

FIG.220G

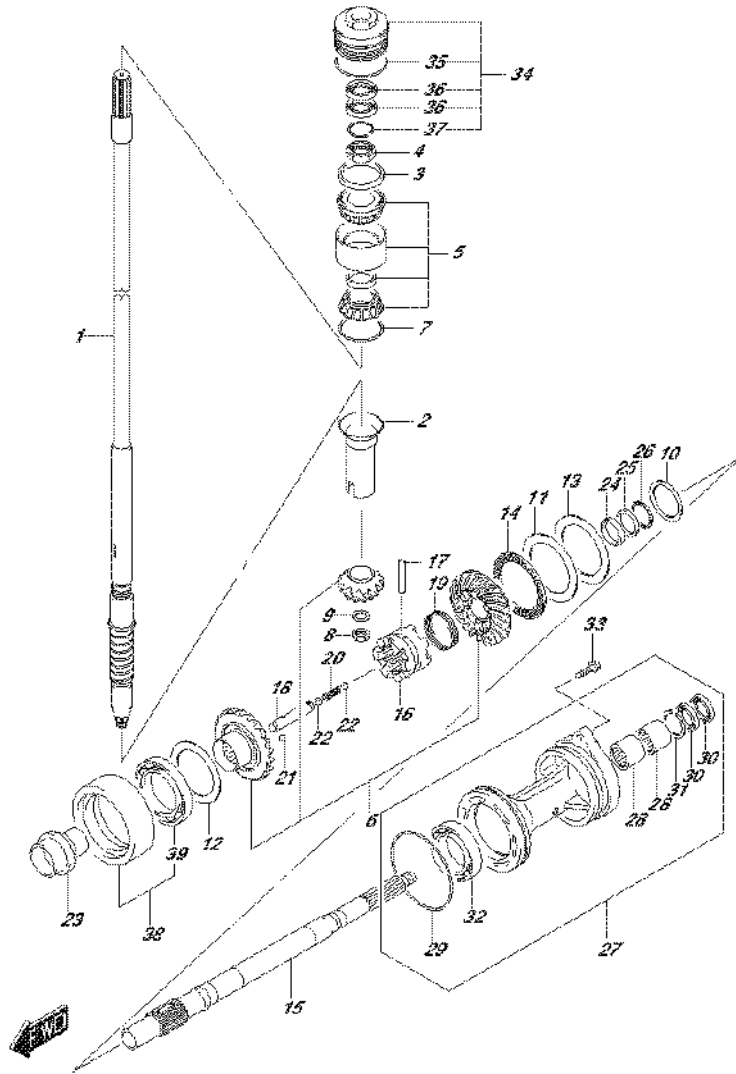


FIG.220G (2-H-9) TRANSMISSION (DF150ZG E01)

REF NO.	PART NO.	DESCRIPTION	Q'TY	REMARKS
31	09381-40003	.CIRCLIP	1	
32	09263-50009	.BEARING (50X65X25)	1	
33	09116-08158	BOLT (8X35)	2	
34	56130-93J02	HOUSING, DRIVE SHAFT BRG	1	
35	09280-66004	.O RING (D:3.1;ID:65.4)	1	
36	09282-24004	.OIL SEAL (24X40X7)	2	
37	09381-40003	.CIRCLIP	1	
38	56140-93J10	HOUSING, REV GEAR BRG	1	
39	09262-60002	.BEARING (60X85X13)	1	

FIG.220H

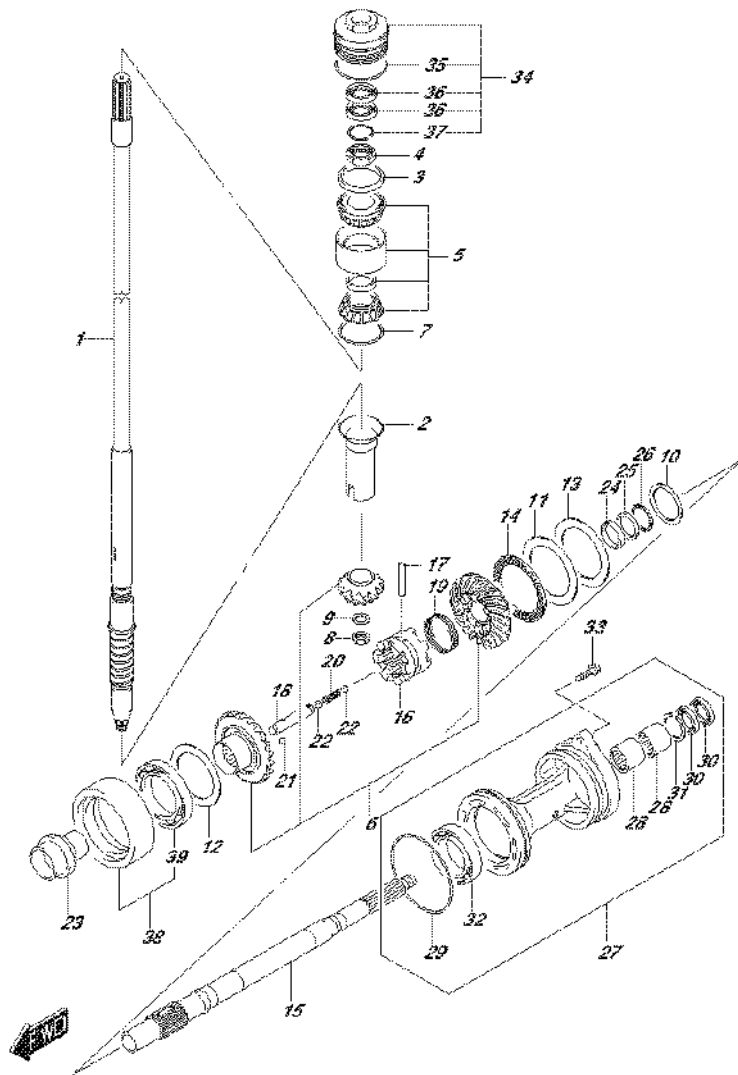


FIG.220H (2-H-10) TRANSMISSION (DF150ZG E40)

REF NO.	PART NO.	DESCRIPTION	Q'TY	REMARKS
1-1	57110-96J41	SHAFT, DRIVE (UL)	1	W/TRANSOM(L)
1-2	57110-96J31	SHAFT, DRIVE (UL)	1	W/TRANSOM(X)
2	57133-93J00	COLLAR, DRIVE SHAFT	1	
3	57134-93J00	SPACER, DRIVE SHAFT BEARING	1	
4	09159-28003	NUT	1	
5	09269-32001	BEARING (32X66X49)	1	
6	57300-96840	PINION/GEAR SET	1	
7-1	09181-60004	SHIM (T:0.45)	1	
7-2	09181-60005	SHIM (T:0.50)	1	
7-3	09181-60006	SHIM (T:0.55)	1	
7-4	09181-60007	SHIM (T:0.60)	1	
7-5	09181-60008	SHIM (T:0.65)	1	
7-6	09181-60009	SHIM (T:0.70)	1	
7-7	09181-60010	SHIM (T:0.75)	1	
7-8	09181-60011	SHIM (T:0.80)	1	
7-9	09181-60012	SHIM (T:0.85)	1	
7-10	09181-60013	SHIM (T:0.90)	1	
8	09140-16021	NUT	1	
9	08221-16256	WASHER	1	
10-1	09160-35015	WASHER (35X46X0.6)	1	PROP SHAFT REV
10-2	09160-35013	WASHER (35X46X0.8)	1	PROP SHAFT REV
10-3	09160-35010	WASHER (35X46X1.15)	1	PROP SHAFT REV
10-4	09160-35004	WASHER (35X46X1.2)	1	PROP SHAFT REV
10-5	09160-35006	WASHER (35X46X0.9)	1	PROP SHAFT REV
10-6	09160-35002	WASHER (35X46X1)	1	PROP SHAFT REV
10-7	09160-35008	WASHER (35X46X0.95)	1	PROP SHAFT REV
10-8	09160-35003	WASHER (35X46X1.1)	1	PROP SHAFT REV
10-9	09160-35009	WASHER (35X46X1.05)	1	PROP SHAFT REV
11	09160-75002	WASHER (75X100X2)	1	FWD GEAR
12-1	09181-60004	SHIM (T:0.45)	1	REV GEAR
12-2	09181-60005	SHIM (T:0.50)	1	REV GEAR
12-3	09181-60006	SHIM (T:0.55)	1	REV GEAR
12-4	09181-60007	SHIM (T:0.60)	1	REV GEAR
12-5	09181-60008	SHIM (T:0.65)	1	REV GEAR

FIG.220H

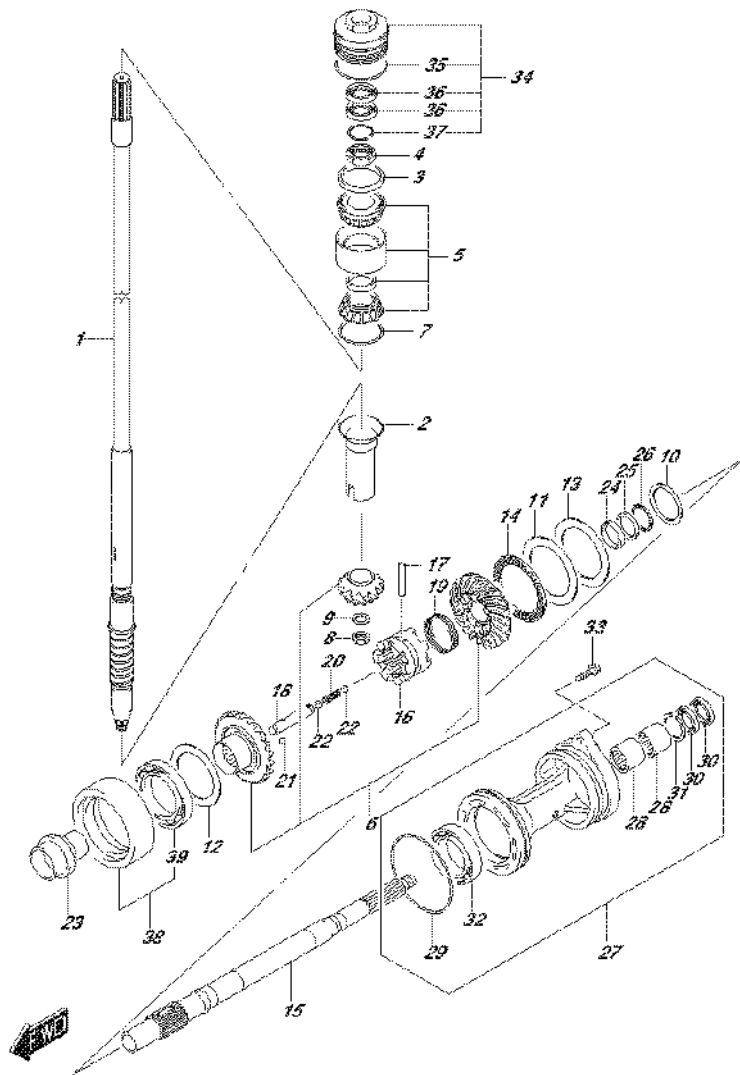


FIG.220H (2-H-11) TRANSMISSION (DF150ZG E40)

REF NO.	PART NO.	DESCRIPTION	Q'TY	REMARKS
12-6	09181-60009	SHIM (T:0.70)	1	REV GEAR
12-7	09181-60010	SHIM (T:0.75)	1	REV GEAR
12-8	09181-60011	SHIM (T:0.80)	1	REV GEAR
12-9	09181-60012	SHIM (T:0.85)	1	REV GEAR
12-10	09181-60013	SHIM (T:0.90)	1	REV GEAR
13-1	09181-75018	SHIM (T:0.50)	1	FWD GEAR
13-2	09181-75019	SHIM (T:0.55)	1	FWD GEAR
13-3	09181-75012	SHIM (T:0.60)	1	FWD GEAR
13-4	09181-75013	SHIM (T:0.65)	1	FWD GEAR
13-5	09181-75008	SHIM (T:0.70)	1	FWD GEAR
13-6	09181-75014	SHIM (T:0.75)	1	FWD GEAR
13-7	09181-75009	SHIM (T:0.80)	1	FWD GEAR
13-8	09181-75015	SHIM (T:0.85)	1	FWD GEAR
13-9	09181-75010	SHIM (T:0.90)	1	FWD GEAR
13-10	09181-75016	SHIM (T:0.95)	1	FWD GEAR
13-11	09181-75011	SHIM (T:1.00)	1	FWD GEAR
14	09269-75002	BEARING (75X100X4)	1	
15	57610-96J10	SHAFT, PROPELLER	1	
16	57621-96J10	SHIFTER, CLUTCH DOG	1	
17	09202-08007	PIN (8X49)	1	
18	57631-96J00	PIN, CONNECTOR	1	
19	09440-52003	SPRING	1	
20	09440-09040	SPRING	1	
21	06111-07004	BALL	2	
22	06111-11004	BALL	2	
23	57622-93J00	SPACER, FWD THRUST	1	
24	09160-30055	WASHER (30X47X6)	1	
25	09160-30056	WASHER (32X47X3)	1	
26	09269-30014	BEARING (30X47X2)	1	
27-1	56120-93J60-0EP	HOUSING, PROP SFT BRG (BLACK)	1	
27-2	56120-93J60-Y5S	HOUSING, PROP SFT BRG (WHITE)	1	
28	09263-30063	BEARING (30X40X25)	2	
29	09280-00040	.O RING (D:3.1,ID:104.4)	1	
30	09282-30006	.OIL SEAL (30X45X6)	2	

FIG.220H

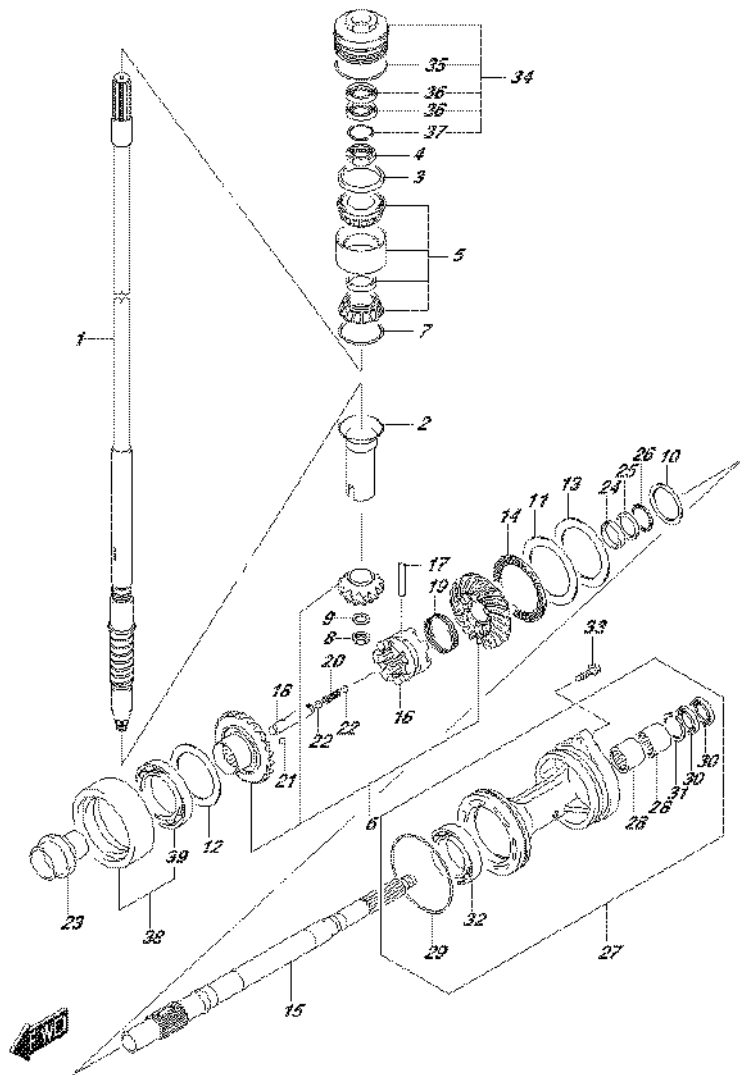


FIG.220H (2-H-12) TRANSMISSION (DF150ZG E40)

REF NO.	PART NO.	DESCRIPTION	Q'TY	REMARKS
31	09381-40003	.CIRCLIP	1	
32	09263-50009	.BEARING (50X65X25)	1	
33	09116-08158	BOLT (8X35)	2	
34	56130-93J02	HOUSING, DRIVE SHAFT BRG	1	
35	09280-66004	.O RING (D:3.1, ID:65.4)	1	
36	09282-24004	.OIL SEAL (24X40X7)	2	
37	09381-40003	.CIRCLIP	1	
38	56140-93J10	HOUSING, REV GEAR BRG	1	
39	09262-60002	.BEARING (60X85X13)	1	

FIG.220J

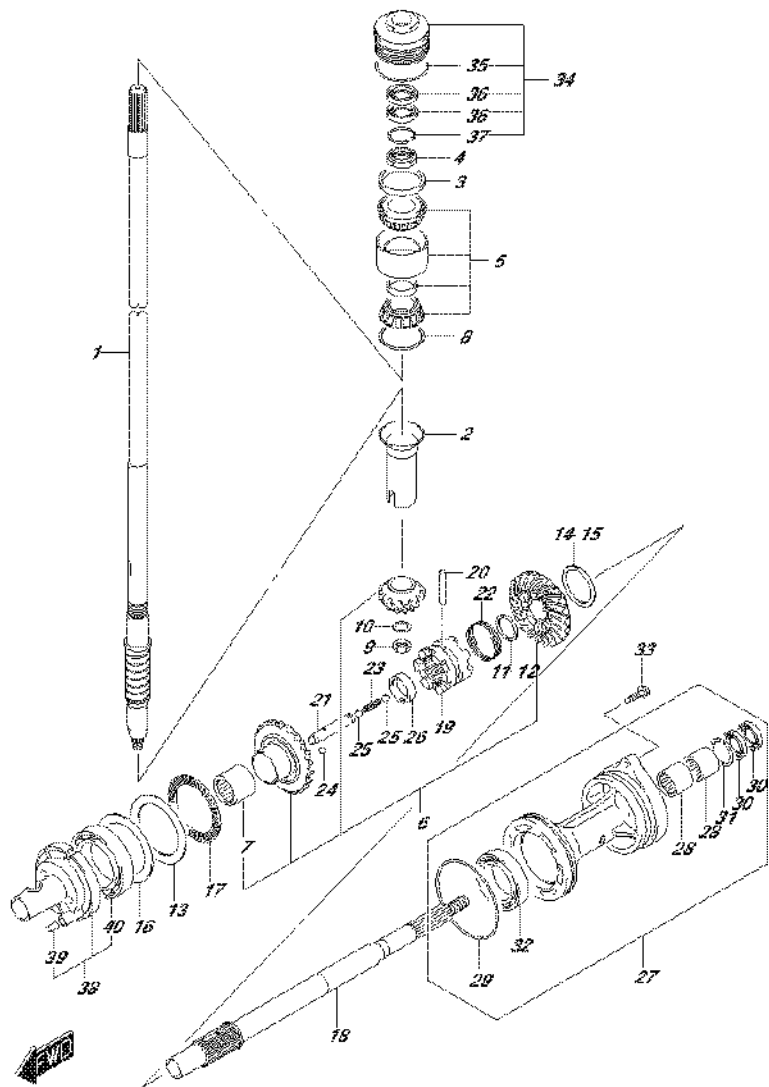


FIG.220J (2-H-13) TRANSMISSION (DF175T E01)

REF NO.	PART NO.	DESCRIPTION	Q'TY	REMARKS
1-1	57110-96J41	SHAFT, DRIVE (L)	1	W/TRANSOM(L)
1-2	57110-96J31	SHAFT, DRIVE (UL)	1	W/TRANSOM(X)
2	57133-93J00	COLLAR, DRIVE SHAFT	1	
3	57134-93J00	SPACER, DRIVE SHAFT BEARING	1	
4	09159-28003	NUT	1	
5	09269-32001	BEARING (32X66X49)	1	
6	57300-96810	PINION/GEAR SET	1	
7	09263-25067	.BEARING (25X32X26)	1	
8-1	09181-60004	SHIM (T:0.45)	1	
8-2	09181-60005	SHIM (T:0.50)	1	
8-3	09181-60006	SHIM (T:0.55)	1	
8-4	09181-60007	SHIM (T:0.60)	1	
8-5	09181-60008	SHIM (T:0.65)	1	
8-6	09181-60009	SHIM (T:0.70)	1	
8-7	09181-60010	SHIM (T:0.75)	1	
8-8	09181-60011	SHIM (T:0.80)	1	
8-9	09181-60012	SHIM (T:0.85)	1	
8-10	09181-60013	SHIM (T:0.90)	1	
9	09140-16021	NUT	1	
10	08221-16256	WASHER	1	
11	57500-87861	SHIM SET, PROP SHAFT REV	1	
12-1	08211-30382	.WASHER (30X38X1.5)	1	
12-2	09160-30036	.WASHER (30X38X1.7)	1	
12-3	09160-30037	.WASHER (30X38X1.9)	1	
12-4	09160-30038	.WASHER (30X38X2.1)	1	
12-5	08211-30384	.WASHER (30X38X2.2)	1	
12-6	09160-30039	.WASHER (30X38X2.3)	1	
12-7	09160-30041	.WASHER (30X38X2.4)	1	
12-8	08211-30385	.WASHER (30X38X2.5)	1	
12-9	09160-30042	.WASHER (30X38X2.6)	1	
12-10	09160-30043	.WASHER (30X38X2.7)	1	
12-11	09160-30044	.WASHER (30X38X2.8)	1	
13	09160-75002	WASHER (75X100X2)	1	FWD GEAR

FIG.220J

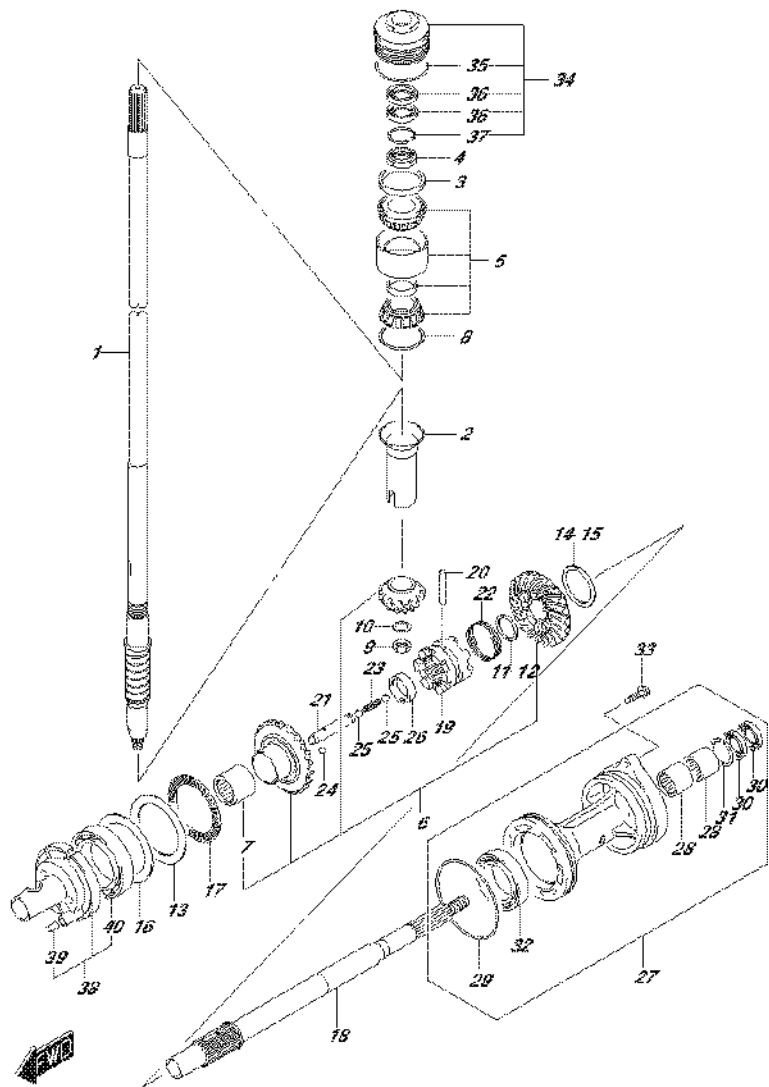


FIG.220J (2-H-14) TRANSMISSION (DF175T E01)

REF NO.	PART NO.	DESCRIPTION	Q'TY	REMARKS
14	57500-87852	SHIM SET, REV GEAR	1	REV GEAR
15-1	09181-50013	.SHIM (T:1.00)	1	REV GEAR
15-2	09181-50012	.SHIM (T:1.10)	1	REV GEAR
15-3	09181-50005	.SHIM (T:1.20)	1	REV GEAR
15-4	09181-50006	.SHIM (T:1.30)	1	REV GEAR
15-5	09181-50007	.SHIM (T:1.40)	1	REV GEAR
15-6	09181-50008	.SHIM (T:1.50)	1	REV GEAR
15-7	09181-50009	.SHIM (T:1.60)	1	REV GEAR
15-8	09181-50010	.SHIM (T:1.70)	1	REV GEAR
16-1	09181-75018	SHIM (T:0.50)	1	FWD GEAR
16-2	09181-75019	SHIM (T:0.55)	1	FWD GEAR
16-3	09181-75012	SHIM (T:0.60)	1	FWD GEAR
16-4	09181-75013	SHIM (T:0.65)	1	FWD GEAR
16-5	09181-75008	SHIM (T:0.70)	1	FWD GEAR
16-6	09181-75014	SHIM (T:0.75)	1	FWD GEAR
16-7	09181-75009	SHIM (T:0.80)	1	FWD GEAR
16-8	09181-75015	SHIM (T:0.85)	1	FWD GEAR
16-9	09181-75010	SHIM (T:0.90)	1	FWD GEAR
16-10	09181-75016	SHIM (T:0.95)	1	FWD GEAR
16-11	09181-75011	SHIM (T:1.00)	1	FWD GEAR
17	09269-75002	BEARING (75X100X4)	1	
18	57610-93J00	SHAFT, PROPELLER	1	
19	57621-93J10	SHIFTER, CLUTCH DOG	1	
20	09202-08007	PIN (8X49)	1	
21	57631-93J00	PIN, CONNECTOR	1	
22	09440-52003	SPRING	1	
23	09440-09040	SPRING	1	
24	06111-07004	BALL	2	
25	06111-11004	BALL	2	
26	09180-25082	SPACER (25X36.5X9.5)	1	
27-1	56120-93J50-0EP	HOUSING, PROP SFT BRG (BLACK)	1	
27-2	56120-93J50-Y5S	HOUSING, PROP SFT BRG (WHITE)	1	
28	09263-30063	.BEARING (30X40X25)	2	
29	09280-00040	.O RING (D:3.1,ID:104.4)	1	

FIG.220K

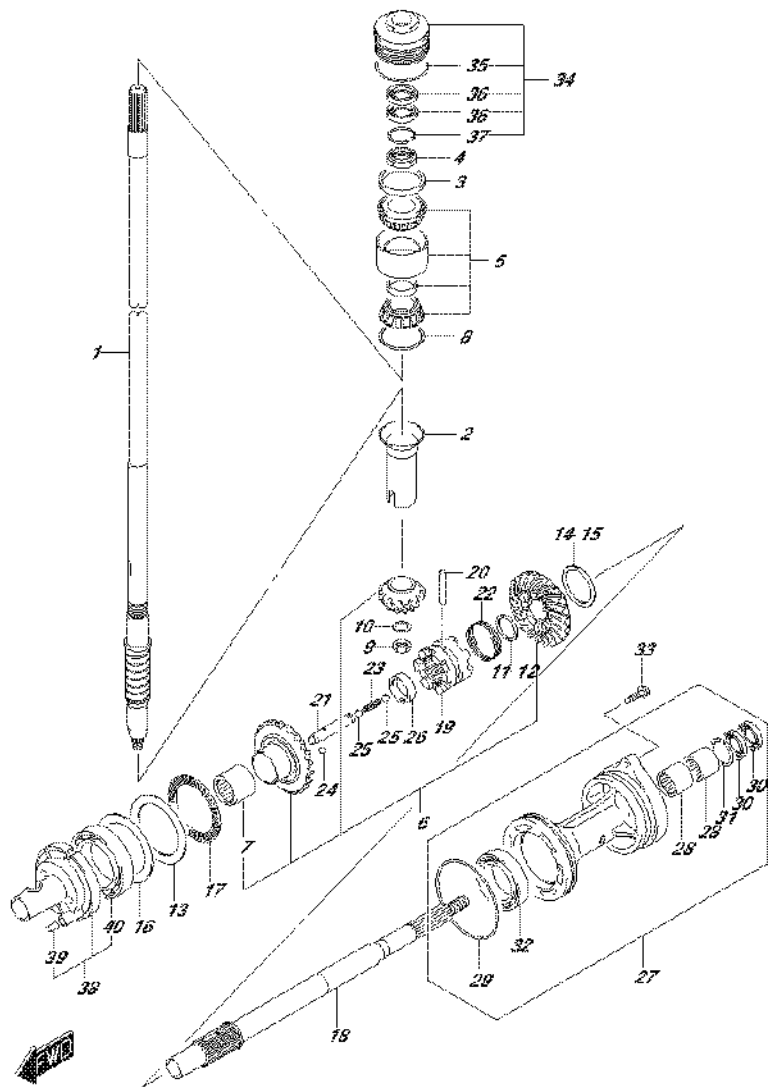


FIG.220K (2-I-2) TRANSMISSION (DF175T E40)

REF NO.	PART NO.	DESCRIPTION	Q'TY	REMARKS
1-1	57110-96J41	SHAFT, DRIVE (L)	1	W/TRANSOM(L)
1-2	57110-96J31	SHAFT, DRIVE (UL)	1	W/TRANSOM(X)
2	57133-93J00	COLLAR, DRIVE SHAFT	1	
3	57134-93J00	SPACER, DRIVE SHAFT BEARING	1	
4	09159-28003	NUT	1	
5	09269-32001	BEARING (32X66X49)	1	
6	57300-96810	PINION/GEAR SET	1	
7	09263-25067	.BEARING (25X32X26)	1	
8-1	09181-60004	SHIM (T:0.45)	1	
8-2	09181-60005	SHIM (T:0.50)	1	
8-3	09181-60006	SHIM (T:0.55)	1	
8-4	09181-60007	SHIM (T:0.60)	1	
8-5	09181-60008	SHIM (T:0.65)	1	
8-6	09181-60009	SHIM (T:0.70)	1	
8-7	09181-60010	SHIM (T:0.75)	1	
8-8	09181-60011	SHIM (T:0.80)	1	
8-9	09181-60012	SHIM (T:0.85)	1	
8-10	09181-60013	SHIM (T:0.90)	1	
9	09140-16021	NUT	1	
10	08221-16256	WASHER	1	
11	57500-87861	SHIM SET, PROP SHAFT REV	1	
12-1	08211-30382	.WASHER (30X38X1.5)	1	
12-2	09160-30036	.WASHER (30X38X1.7)	1	
12-3	09160-30037	.WASHER (30X38X1.9)	1	
12-4	09160-30038	.WASHER (30X38X2.1)	1	
12-5	08211-30384	.WASHER (30X38X2.2)	1	
12-6	09160-30039	.WASHER (30X38X2.3)	1	
12-7	09160-30041	.WASHER (30X38X2.4)	1	
12-8	08211-30385	.WASHER (30X38X2.5)	1	
12-9	09160-30042	.WASHER (30X38X2.6)	1	
12-10	09160-30043	.WASHER (30X38X2.7)	1	
12-11	09160-30044	.WASHER (30X38X2.8)	1	
13	09160-75002	WASHER (75X100X2)	1	FWD GEAR

FIG.220K

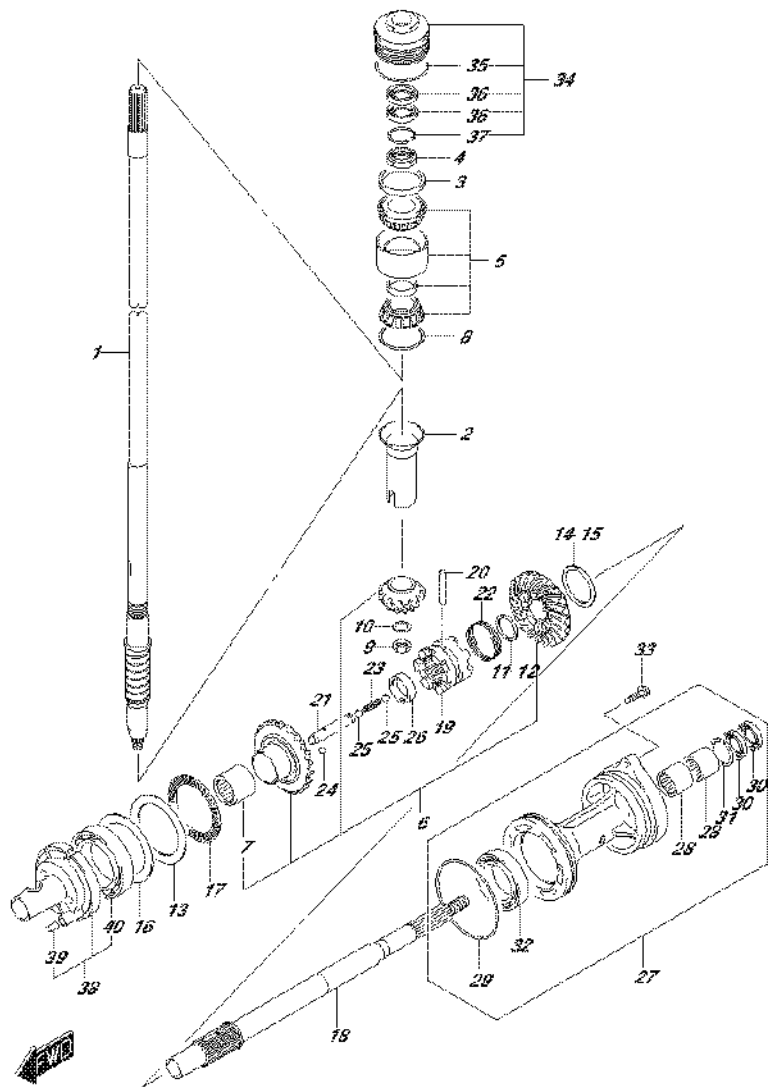


FIG.220K (2-I-3) TRANSMISSION (DF175T E40)

REF NO.	PART NO.	DESCRIPTION	Q'TY	REMARKS
14	57500-87852	SHIM SET, REV GEAR	1	REV GEAR
15-1	09181-50013	.SHIM (T:1.00)	1	REV GEAR
15-2	09181-50012	.SHIM (T:1.10)	1	REV GEAR
15-3	09181-50005	.SHIM (T:1.20)	1	REV GEAR
15-4	09181-50006	.SHIM (T:1.30)	1	REV GEAR
15-5	09181-50007	.SHIM (T:1.40)	1	REV GEAR
15-6	09181-50008	.SHIM (T:1.50)	1	REV GEAR
15-7	09181-50009	.SHIM (T:1.60)	1	REV GEAR
15-8	09181-50010	.SHIM (T:1.70)	1	REV GEAR
16-1	09181-75018	SHIM (T:0.50)	1	FWD GEAR
16-2	09181-75019	SHIM (T:0.55)	1	FWD GEAR
16-3	09181-75012	SHIM (T:0.60)	1	FWD GEAR
16-4	09181-75013	SHIM (T:0.65)	1	FWD GEAR
16-5	09181-75008	SHIM (T:0.70)	1	FWD GEAR
16-6	09181-75014	SHIM (T:0.75)	1	FWD GEAR
16-7	09181-75009	SHIM (T:0.80)	1	FWD GEAR
16-8	09181-75015	SHIM (T:0.85)	1	FWD GEAR
16-9	09181-75010	SHIM (T:0.90)	1	FWD GEAR
16-10	09181-75016	SHIM (T:0.95)	1	FWD GEAR
16-11	09181-75011	SHIM (T:1.00)	1	FWD GEAR
17	09269-75002	BEARING (75X100X4)	1	
18	57610-93J00	SHAFT, PROPELLER	1	
19	57621-93J10	SHIFTER, CLUTCH DOG	1	
20	09202-08007	PIN (8X49)	1	
21	57631-93J00	PIN, CONNECTOR	1	
22	09440-52003	SPRING	1	
23	09440-09040	SPRING	1	
24	06111-07004	BALL	2	
25	06111-11004	BALL	2	
26	09180-25082	SPACER (25X36.5X9.5)	1	
27-1	56120-93J50-0EP	HOUSING, PROP SFT BRG (BLACK)	1	
27-2	56120-93J50-Y5S	HOUSING, PROP SFT BRG (WHITE)	1	
28	09263-30063	.BEARING (30X40X25)	2	
29	09280-00040	.O RING (D:3.1,ID:104.4)	1	

FIG.220K

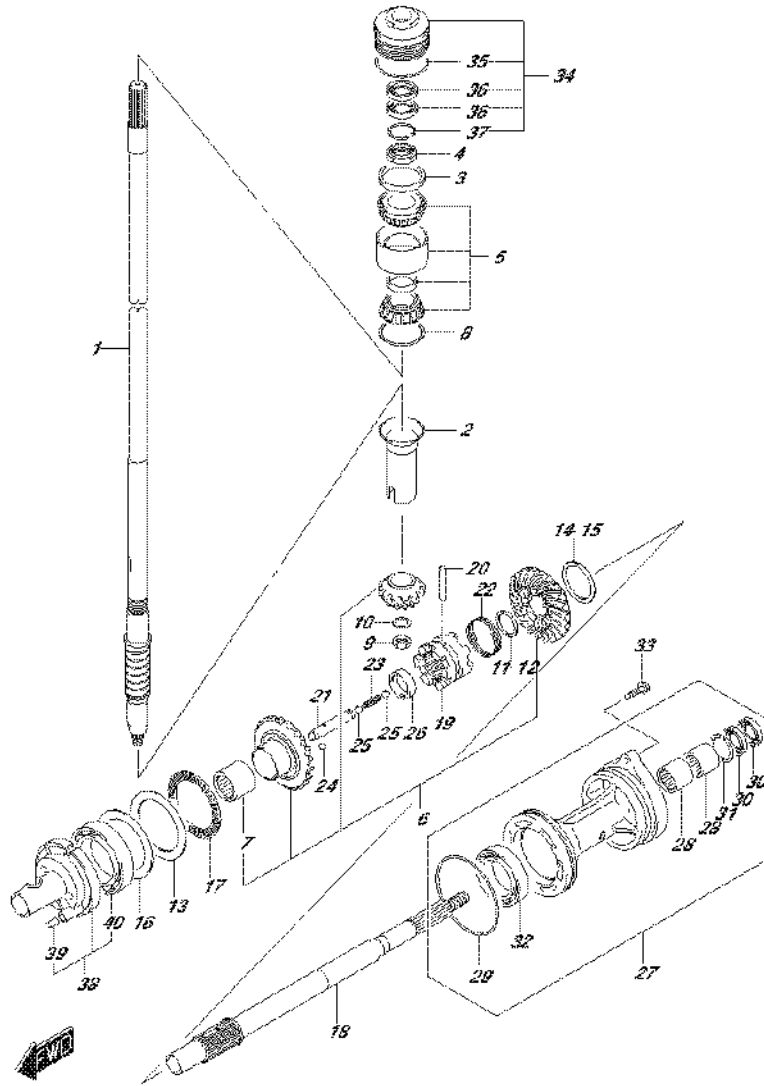


FIG.220K (2-I-4) TRANSMISSION (DF175T E40)

REF NO.	PART NO.	DESCRIPTION	Q'TY	REMARKS
30	09282-30006	.OIL SEAL (30X45X6)	2	
31	09381-40003	.CIRCLIP	1	
32	08113-60100	.BEARING	1	
33	09116-08158	BOLT (8X35)	2	
34	56130-93J02	HOUSING, DRIVE SHAFT BRG	1	
35	09280-66004	.O RING (D:3.1,ID:65.4)	1	
36	09282-24004	.OIL SEAL (24X40X7)	2	
37	09381-40003	.CIRCLIP	1	
38	56140-93J01	HOUSING, FWD GEAR BRG	1	
39	04221-08129	.PIN	1	
40	09263-50009	.BEARING (50X65X25)	1	

FIG.220L

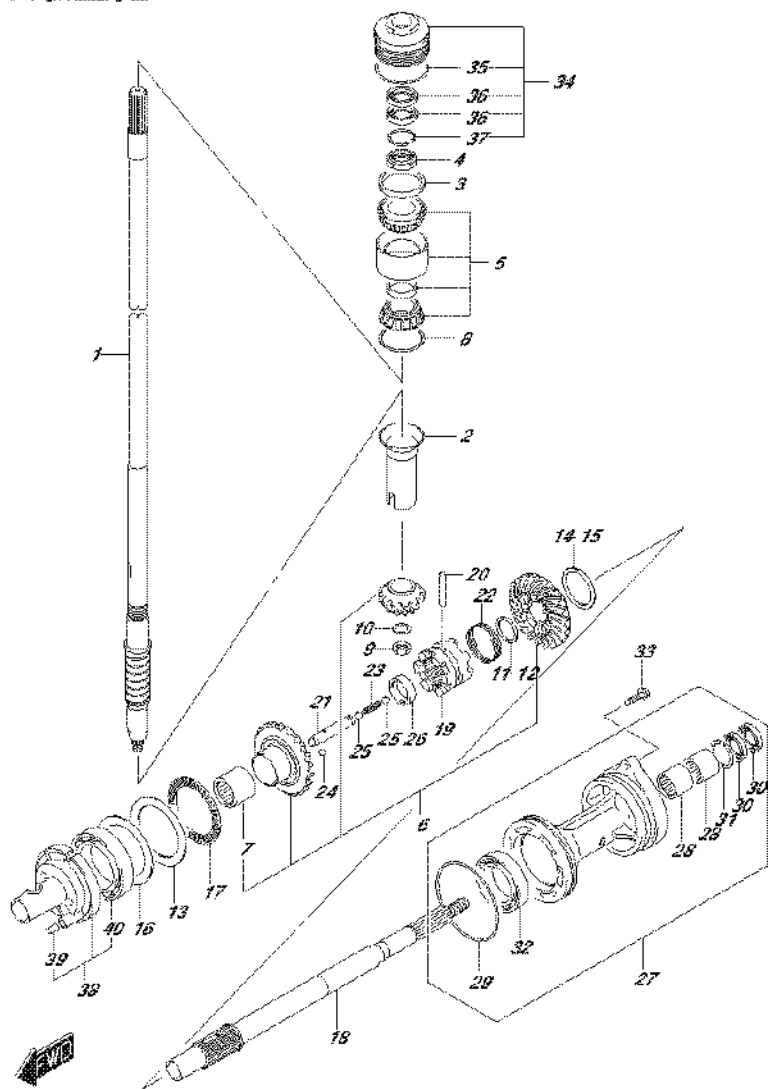


FIG.220L (2-I-5) TRANSMISSION (DF175TG E01)

REF NO.	PART NO.	DESCRIPTION	Q'TY	REMARKS
1-1	57110-96J41	SHAFT, DRIVE (L)	1	W/TRANSOM(L)
1-2	57110-96J31	SHAFT, DRIVE (UL)	1	W/TRANSOM(X)
2	57133-93J00	COLLAR, DRIVE SHAFT	1	
3	57134-93J00	SPACER, DRIVE SHAFT BEARING	1	
4	09159-28003	NUT	1	
5	09269-32001	BEARING (32X66X49)	1	
6	57300-96830	PINION/GEAR SET	1	
7	09263-25067	.BEARING (25X32X26)	1	
8-1	09181-60004	SHIM (T:0.45)	1	
8-2	09181-60005	SHIM (T:0.50)	1	
8-3	09181-60006	SHIM (T:0.55)	1	
8-4	09181-60007	SHIM (T:0.60)	1	
8-5	09181-60008	SHIM (T:0.65)	1	
8-6	09181-60009	SHIM (T:0.70)	1	
8-7	09181-60010	SHIM (T:0.75)	1	
8-8	09181-60011	SHIM (T:0.80)	1	
8-9	09181-60012	SHIM (T:0.85)	1	
8-10	09181-60013	SHIM (T:0.90)	1	
9	09140-16021	NUT	1	
10	08221-16256	WASHER	1	
11	57500-87861	SHIM SET, PROP SHAFT REV	1	
12-1	08211-30382	.WASHER (30X38X1.5)	1	
12-2	09160-30036	.WASHER (30X38X1.7)	1	
12-3	09160-30037	.WASHER (30X38X1.9)	1	
12-4	09160-30038	.WASHER (30X38X2.1)	1	
12-5	08211-30384	.WASHER (30X38X2.2)	1	
12-6	09160-30039	.WASHER (30X38X2.3)	1	
12-7	09160-30041	.WASHER (30X38X2.4)	1	
12-8	08211-30385	.WASHER (30X38X2.5)	1	
12-9	09160-30042	.WASHER (30X38X2.6)	1	
12-10	09160-30043	.WASHER (30X38X2.7)	1	
12-11	09160-30044	.WASHER (30X38X2.8)	1	
13	09160-75002	WASHER (75X100X2)	1	FWD GEAR

FIG.220L

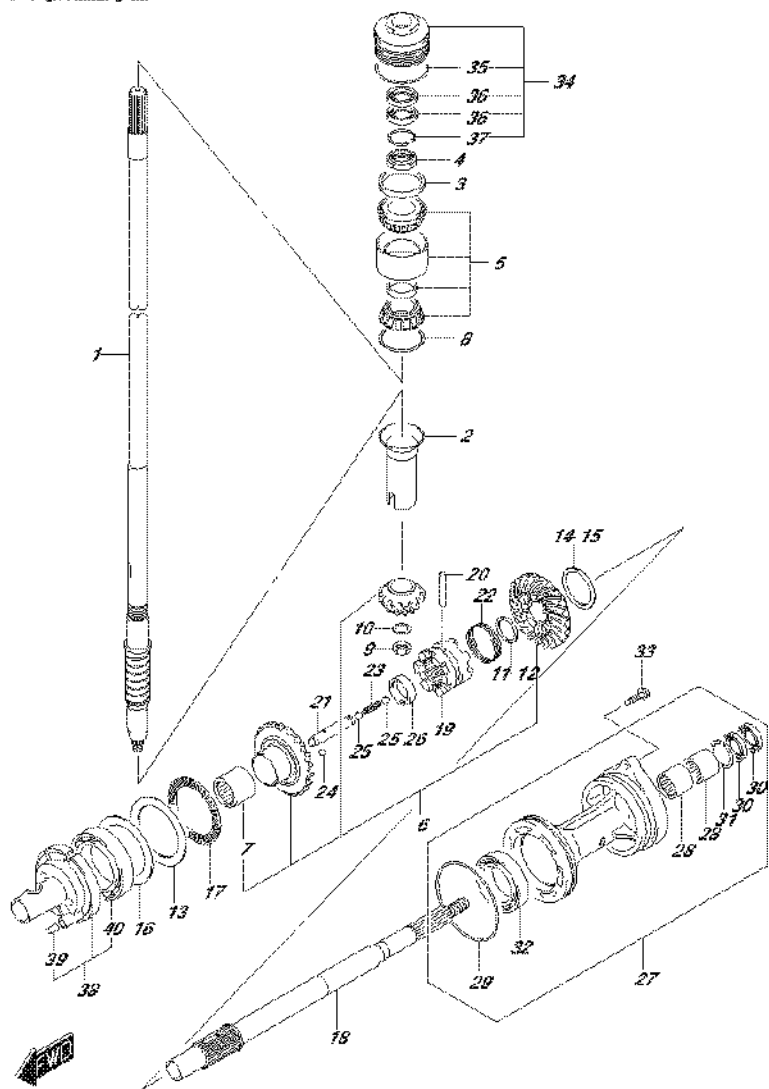


FIG.220L (2-I-6) TRANSMISSION (DF175TG E01)

REF NO.	PART NO.	DESCRIPTION	Q'TY	REMARKS
14	57500-87852	SHIM SET, REV GEAR	1	REV GEAR
15-1	09181-50013	.SHIM (T:1.00)	1	REV GEAR
15-2	09181-50012	.SHIM (T:1.10)	1	REV GEAR
15-3	09181-50005	.SHIM (T:1.20)	1	REV GEAR
15-4	09181-50006	.SHIM (T:1.30)	1	REV GEAR
15-5	09181-50007	.SHIM (T:1.40)	1	REV GEAR
15-6	09181-50008	.SHIM (T:1.50)	1	REV GEAR
15-7	09181-50009	.SHIM (T:1.60)	1	REV GEAR
15-8	09181-50010	.SHIM (T:1.70)	1	REV GEAR
16-1	09181-75018	SHIM (T:0.50)	1	FWD GEAR
16-2	09181-75019	SHIM (T:0.55)	1	FWD GEAR
16-3	09181-75012	SHIM (T:0.60)	1	FWD GEAR
16-4	09181-75013	SHIM (T:0.65)	1	FWD GEAR
16-5	09181-75008	SHIM (T:0.70)	1	FWD GEAR
16-6	09181-75014	SHIM (T:0.75)	1	FWD GEAR
16-7	09181-75009	SHIM (T:0.80)	1	FWD GEAR
16-8	09181-75015	SHIM (T:0.85)	1	FWD GEAR
16-9	09181-75010	SHIM (T:0.90)	1	FWD GEAR
16-10	09181-75016	SHIM (T:0.95)	1	FWD GEAR
16-11	09181-75011	SHIM (T:1.00)	1	FWD GEAR
17	09269-75002	BEARING (75X100X4)	1	
18	57610-96J00	SHAFT, PROPELLER	1	
19	57621-96J00	SHIFTER, CLUTCH DOG	1	
20	09202-08007	PIN (8X49)	1	
21	57631-96J00	PIN, CONNECTOR	1	
22	09440-52003	SPRING	1	
23	09440-09040	SPRING	1	
24	06111-07004	BALL	2	
25	06111-11004	BALL	2	
26	09180-25082	SPACER (25X36.5X9.5)	1	
27-1	56120-93J50-0EP	HOUSING, PROP SFT BRG (BLACK)	1	
27-2	56120-93J50-Y5S	HOUSING, PROP SFT BRG (WHITE)	1	
28	09263-30063	.BEARING (30X40X25)	2	
29	09280-00040	.O RING (D:3.1,ID:104.4)	1	

FIG.220L

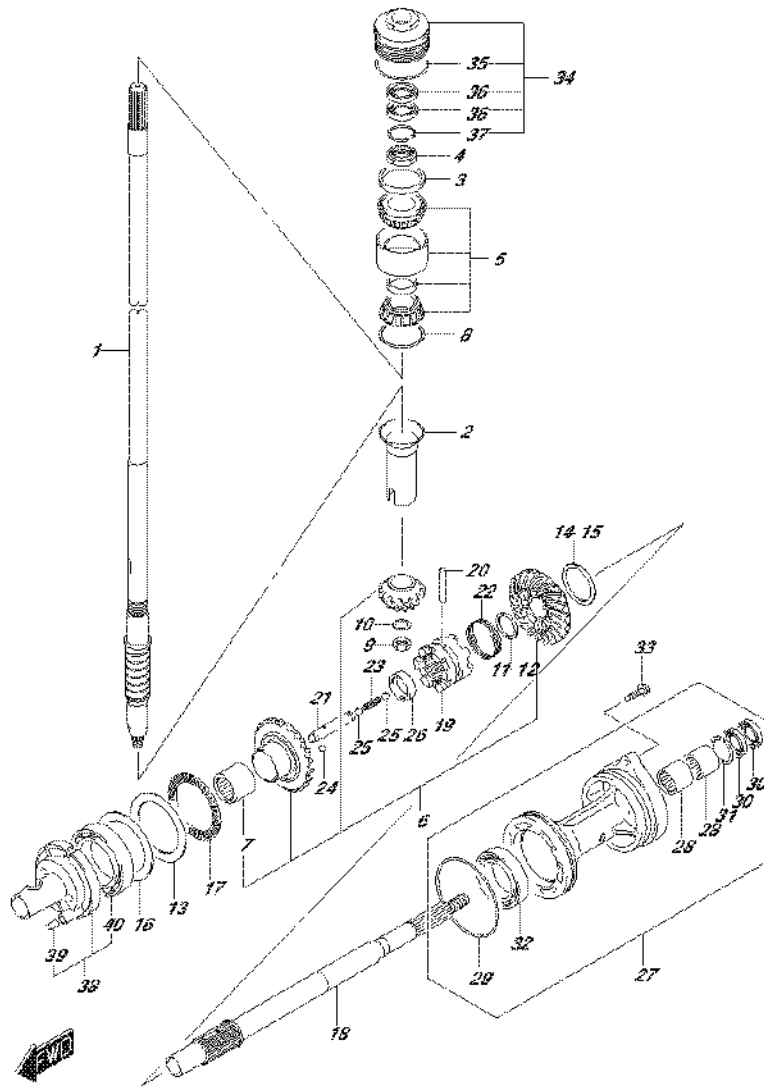
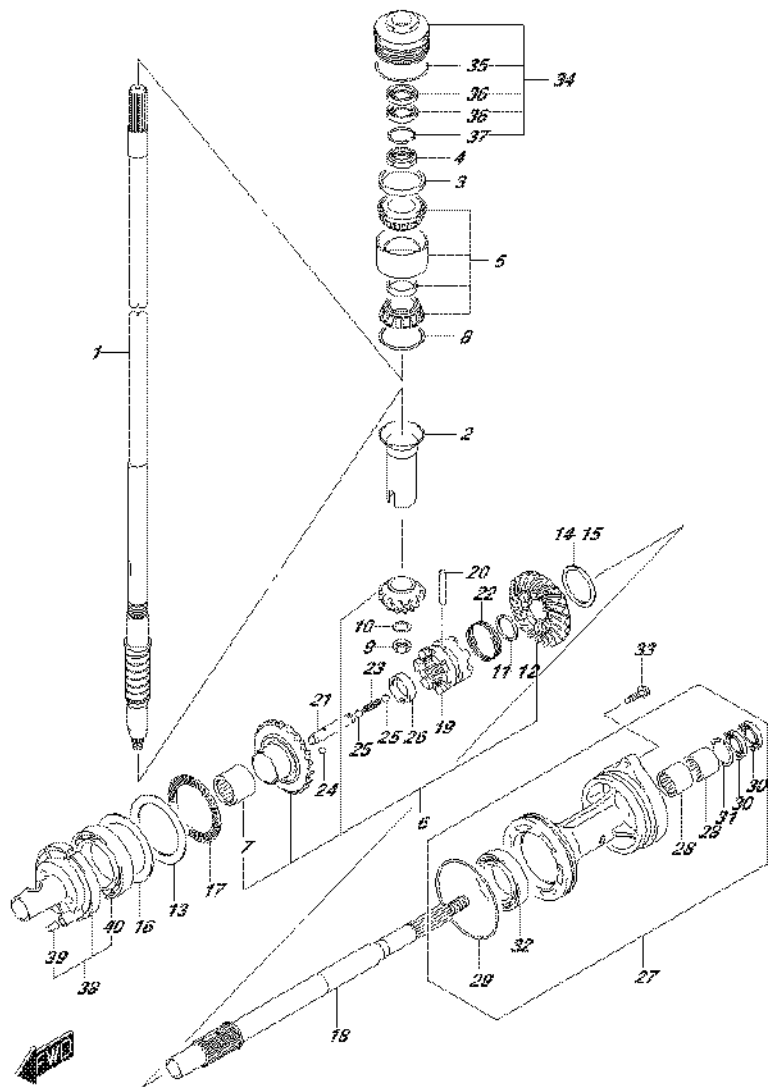


FIG.220L (2-I-7) TRANSMISSION (DF175TG E01)

REF NO.	PART NO.	DESCRIPTION	Q'TY	REMARKS
30	09282-30006	.OIL SEAL (30X45X6)	2	
31	09381-40003	.CIRCLIP	1	
32	08113-60100	.BEARING	1	
33	09116-08158	BOLT (8X35)	2	
34	56130-93J02	HOUSING, DRIVE SHAFT BRG	1	
35	09280-66004	.O RING (D:3.1,ID:65.4)	1	
36	09282-24004	.OIL SEAL (24X40X7)	2	
37	09381-40003	.CIRCLIP	1	
38	56140-93J01	HOUSING, FWD GEAR BRG	1	
39	04221-08129	.PIN	1	
40	09263-50009	.BEARING (50X65X25)	1	

FIG.220M



DF175_E01_016_220M
TRANSMISSION

FIG.220M (2-I-8) TRANSMISSION (DF175TG E40)

REF NO.	PART NO.	DESCRIPTION	Q'TY	REMARKS
1-1	57110-96J41	SHAFT, DRIVE (L)	1	W/TRANSOM(L)
1-2	57110-96J31	SHAFT, DRIVE (UL)	1	W/TRANSOM(X)
2	57133-93J00	COLLAR, DRIVE SHAFT	1	
3	57134-93J00	SPACER, DRIVE SHAFT BEARING	1	
4	09159-28003	NUT	1	
5	09269-32001	BEARING (32X66X49)	1	
6	57300-96830	PINION/GEAR SET	1	
7	09263-25067	.BEARING (25X32X26)	1	
8-1	09181-60004	SHIM (T:0.45)	1	
8-2	09181-60005	SHIM (T:0.50)	1	
8-3	09181-60006	SHIM (T:0.55)	1	
8-4	09181-60007	SHIM (T:0.60)	1	
8-5	09181-60008	SHIM (T:0.65)	1	
8-6	09181-60009	SHIM (T:0.70)	1	
8-7	09181-60010	SHIM (T:0.75)	1	
8-8	09181-60011	SHIM (T:0.80)	1	
8-9	09181-60012	SHIM (T:0.85)	1	
8-10	09181-60013	SHIM (T:0.90)	1	
9	09140-16021	NUT	1	
10	08221-16256	WASHER	1	
11	57500-87861	SHIM SET, PROP SHAFT REV	1	
12-1	08211-30382	.WASHER (30X38X1.5)	1	
12-2	09160-30036	.WASHER (30X38X1.7)	1	
12-3	09160-30037	.WASHER (30X38X1.9)	1	
12-4	09160-30038	.WASHER (30X38X2.1)	1	
12-5	08211-30384	.WASHER (30X38X2.2)	1	
12-6	09160-30039	.WASHER (30X38X2.3)	1	
12-7	09160-30041	.WASHER (30X38X2.4)	1	
12-8	08211-30385	.WASHER (30X38X2.5)	1	
12-9	09160-30042	.WASHER (30X38X2.6)	1	
12-10	09160-30043	.WASHER (30X38X2.7)	1	
12-11	09160-30044	.WASHER (30X38X2.8)	1	
13	09160-75002	WASHER (75X100X2)	1	FWD GEAR

DF175_E01_016

FIG.220M

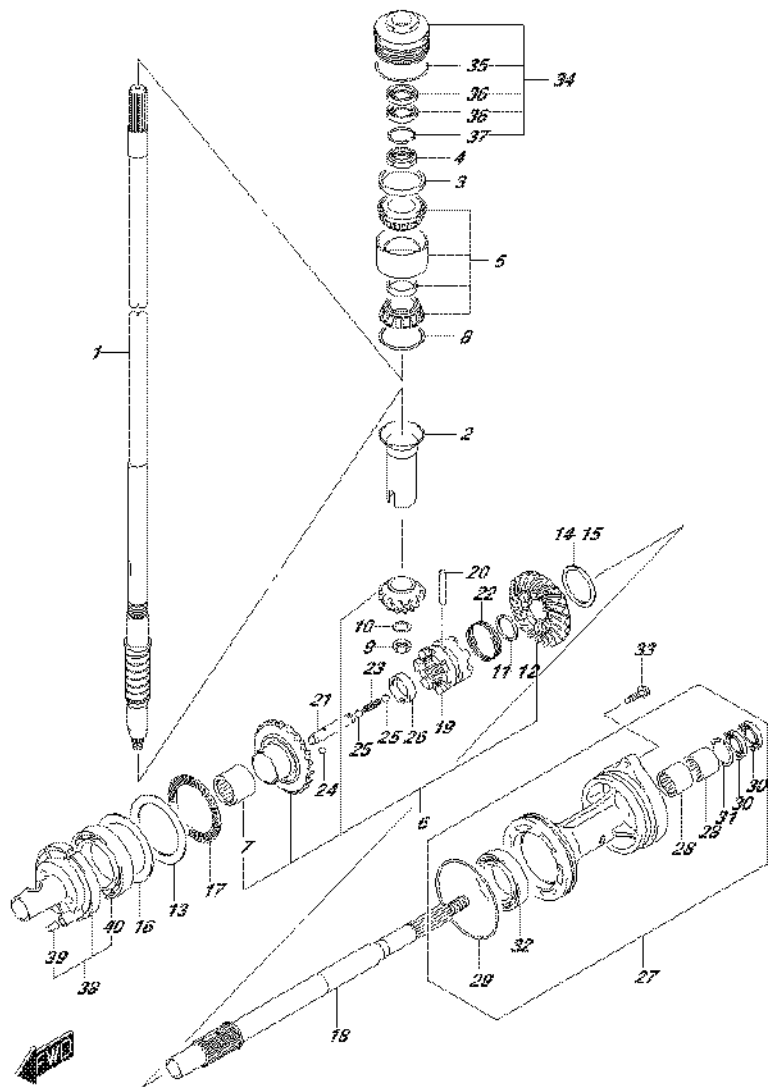


FIG.220M (2-I-9) TRANSMISSION (DF175TG E40)

REF NO.	PART NO.	DESCRIPTION	Q'TY	REMARKS
14	57500-87852	SHIM SET, REV GEAR	1	REV GEAR
15-1	09181-50013	.SHIM (T:1.00)	1	REV GEAR
15-2	09181-50012	.SHIM (T:1.10)	1	REV GEAR
15-3	09181-50005	.SHIM (T:1.20)	1	REV GEAR
15-4	09181-50006	.SHIM (T:1.30)	1	REV GEAR
15-5	09181-50007	.SHIM (T:1.40)	1	REV GEAR
15-6	09181-50008	.SHIM (T:1.50)	1	REV GEAR
15-7	09181-50009	.SHIM (T:1.60)	1	REV GEAR
15-8	09181-50010	.SHIM (T:1.70)	1	REV GEAR
16-1	09181-75018	SHIM (T:0.50)	1	FWD GEAR
16-2	09181-75019	SHIM (T:0.55)	1	FWD GEAR
16-3	09181-75012	SHIM (T:0.60)	1	FWD GEAR
16-4	09181-75013	SHIM (T:0.65)	1	FWD GEAR
16-5	09181-75008	SHIM (T:0.70)	1	FWD GEAR
16-6	09181-75014	SHIM (T:0.75)	1	FWD GEAR
16-7	09181-75009	SHIM (T:0.80)	1	FWD GEAR
16-8	09181-75015	SHIM (T:0.85)	1	FWD GEAR
16-9	09181-75010	SHIM (T:0.90)	1	FWD GEAR
16-10	09181-75016	SHIM (T:0.95)	1	FWD GEAR
16-11	09181-75011	SHIM (T:1.00)	1	FWD GEAR
17	09269-75002	BEARING (75X100X4)	1	
18	57610-96J00	SHAFT, PROPELLER	1	
19	57621-96J00	SHIFTER, CLUTCH DOG	1	
20	09202-08007	PIN (8X49)	1	
21	57631-96J00	PIN, CONNECTOR	1	
22	09440-52003	SPRING	1	
23	09440-09040	SPRING	1	
24	06111-07004	BALL	2	
25	06111-11004	BALL	2	
26	09180-25082	SPACER (25X36.5X9.5)	1	
27-1	56120-93J50-0EP	HOUSING, PROP SFT BRG (BLACK)	1	
27-2	56120-93J50-Y5S	HOUSING, PROP SFT BRG (WHITE)	1	
28	09263-30063	.BEARING (30X40X25)	2	
29	.O RING (D:3.1,ID:104.4)	1		

FIG.220M

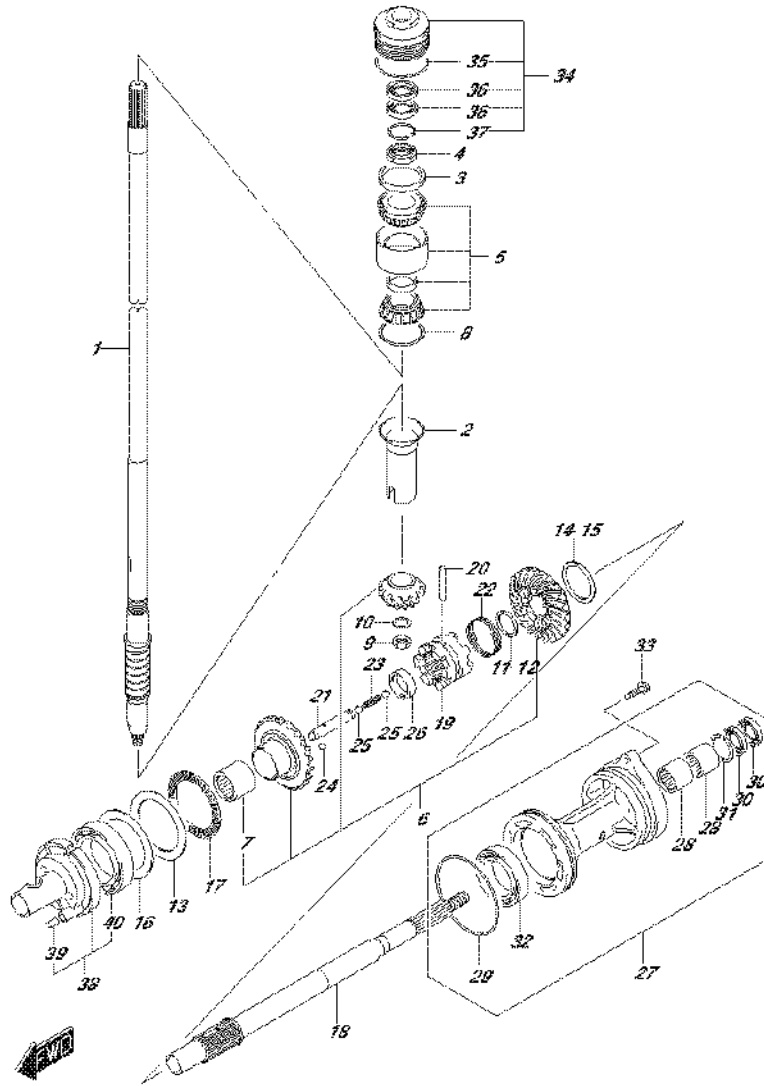


FIG.220M (2-I-10) TRANSMISSION (DF175TG E40)

REF NO.	PART NO.	DESCRIPTION	Q'TY	REMARKS
30	09282-30006	.OIL SEAL (30X45X6)	2	
31	09381-40003	.CIRCLIP	1	
32	08113-60100	.BEARING	1	
33	09116-08158	BOLT (8X35)	2	
34	56130-93J02	HOUSING, DRIVE SHAFT BRG	1	
35	09280-66004	.O RING (D:3.1,ID:65.4)	1	
36	09282-24004	.OIL SEAL (24X40X7)	2	
37	09381-40003	.CIRCLIP	1	
38	56140-93J01	HOUSING, FWD GEAR BRG	1	
39	04221-08129	.PIN	1	
40	09263-50009	.BEARING (50X65X25)	1	

FIG.220N

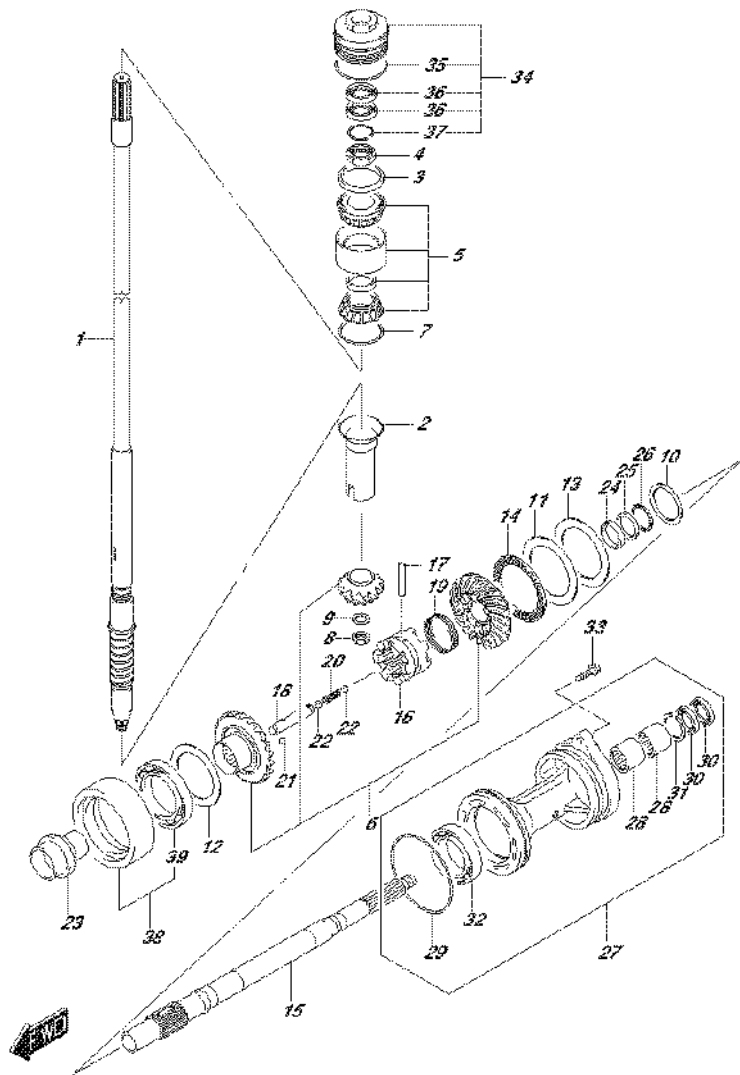


FIG.220N (2-I-11) TRANSMISSION (DF175Z E01)

REF NO.	PART NO.	DESCRIPTION	Q'TY	REMARKS
1-1	57110-96J41	SHAFT, DRIVE (UL)	1	W/TRANSOM(L)
1-2	57110-96J31	SHAFT, DRIVE (UL)	1	W/TRANSOM(X)
2	57133-93J00	COLLAR, DRIVE SHAFT	1	
3	57134-93J00	SPACER, DRIVE SHAFT BEARING	1	
4	09159-28003	NUT	1	
5	09269-32001	BEARING (32X66X49)	1	
6	57300-96820	PINION/GEAR SET	1	
7-1	09181-60004	SHIM (T:0.45)	1	
7-2	09181-60005	SHIM (T:0.50)	1	
7-3	09181-60006	SHIM (T:0.55)	1	
7-4	09181-60007	SHIM (T:0.60)	1	
7-5	09181-60008	SHIM (T:0.65)	1	
7-6	09181-60009	SHIM (T:0.70)	1	
7-7	09181-60010	SHIM (T:0.75)	1	
7-8	09181-60011	SHIM (T:0.80)	1	
7-9	09181-60012	SHIM (T:0.85)	1	
7-10	09181-60013	SHIM (T:0.90)	1	
8	09140-16021	NUT	1	
9	08221-16256	WASHER	1	
10-1	09160-35015	WASHER (35X46X0.6)	1	PROP SHAFT REV
10-2	09160-35013	WASHER (35X46X0.8)	1	PROP SHAFT REV
10-3	09160-35010	WASHER (35X46X1.15)	1	PROP SHAFT REV
10-4	09160-35004	WASHER (35X46X1.2)	1	PROP SHAFT REV
10-5	09160-35006	WASHER (35X46X0.9)	1	PROP SHAFT REV
10-6	09160-35002	WASHER (35X46X1)	1	PROP SHAFT REV
10-7	09160-35008	WASHER (35X46X0.95)	1	PROP SHAFT REV
10-8	09160-35003	WASHER (35X46X1.1)	1	PROP SHAFT REV
10-9	09160-35009	WASHER (35X46X1.05)	1	PROP SHAFT REV
11	09160-75002	WASHER (75X100X2)	1	FWD GEAR
12-1	09181-60004	SHIM (T:0.45)	1	REV GEAR
12-2	09181-60005	SHIM (T:0.50)	1	REV GEAR
12-3	09181-60006	SHIM (T:0.55)	1	REV GEAR
12-4	09181-60007	SHIM (T:0.60)	1	REV GEAR
12-5	09181-60008	SHIM (T:0.65)	1	REV GEAR

FIG.220N

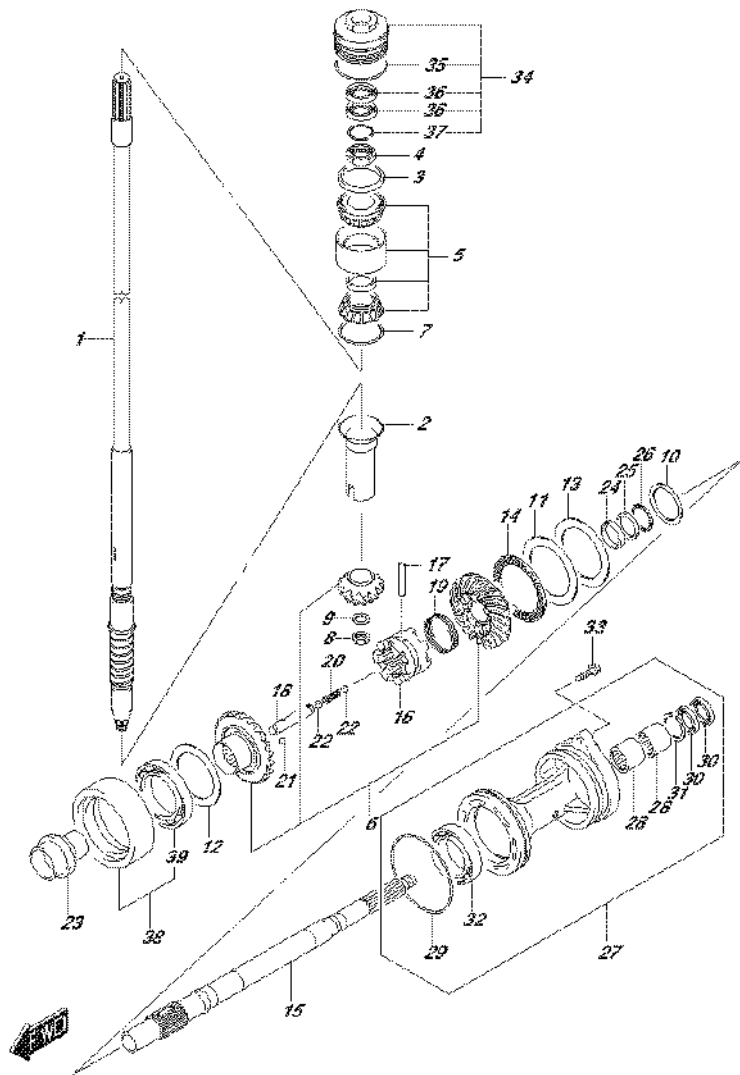


FIG.220N (2-I-12) TRANSMISSION (DF175Z E01)

REF NO.	PART NO.	DESCRIPTION	Q'TY	REMARKS
12-6	09181-60009	SHIM (T:0.70)	1	REV GEAR
12-7	09181-60010	SHIM (T:0.75)	1	REV GEAR
12-8	09181-60011	SHIM (T:0.80)	1	REV GEAR
12-9	09181-60012	SHIM (T:0.85)	1	REV GEAR
12-10	09181-60013	SHIM (T:0.90)	1	REV GEAR
13-1	09181-75018	SHIM (T:0.50)	1	FWD GEAR
13-2	09181-75019	SHIM (T:0.55)	1	FWD GEAR
13-3	09181-75012	SHIM (T:0.60)	1	FWD GEAR
13-4	09181-75013	SHIM (T:0.65)	1	FWD GEAR
13-5	09181-75008	SHIM (T:0.70)	1	FWD GEAR
13-6	09181-75014	SHIM (T:0.75)	1	FWD GEAR
13-7	09181-75009	SHIM (T:0.80)	1	FWD GEAR
13-8	09181-75015	SHIM (T:0.85)	1	FWD GEAR
13-9	09181-75010	SHIM (T:0.90)	1	FWD GEAR
13-10	09181-75016	SHIM (T:0.95)	1	FWD GEAR
13-11	09181-75011	SHIM (T:1.00)	1	FWD GEAR
14	09269-75002	BEARING (75X100X4)	1	
15	57610-93J20	SHAFT, PROPELLER	1	
16	57621-93J20	SHIFTER, CLUTCH DOG	1	
17	09202-08007	PIN (8X49)	1	
18	57631-93J00	PIN, CONNECTOR	1	
19	09440-52003	SPRING	1	
20	09440-09040	SPRING	1	
21	06111-07004	BALL	2	
22	06111-11004	BALL	2	
23	57622-93J00	SPACER, FWD THRUST	1	
24	09160-30055	WASHER (30X47X6)	1	
25	09160-30056	WASHER (32X47X3)	1	
26	09269-30014	BEARING (30X47X2)	1	
27-1	56120-93J60-0EP	HOUSING, PROP SFT BRG (BLACK)	1	
27-2	56120-93J60-Y5S	HOUSING, PROP SFT BRG (WHITE)	1	
28	09263-30063	.BEARING (30X40X25)	2	
29	09280-00040	.O RING (D:3.1,ID:104.4)	1	
30	09282-30006	.OIL SEAL (30X45X6)	2	

FIG.220N

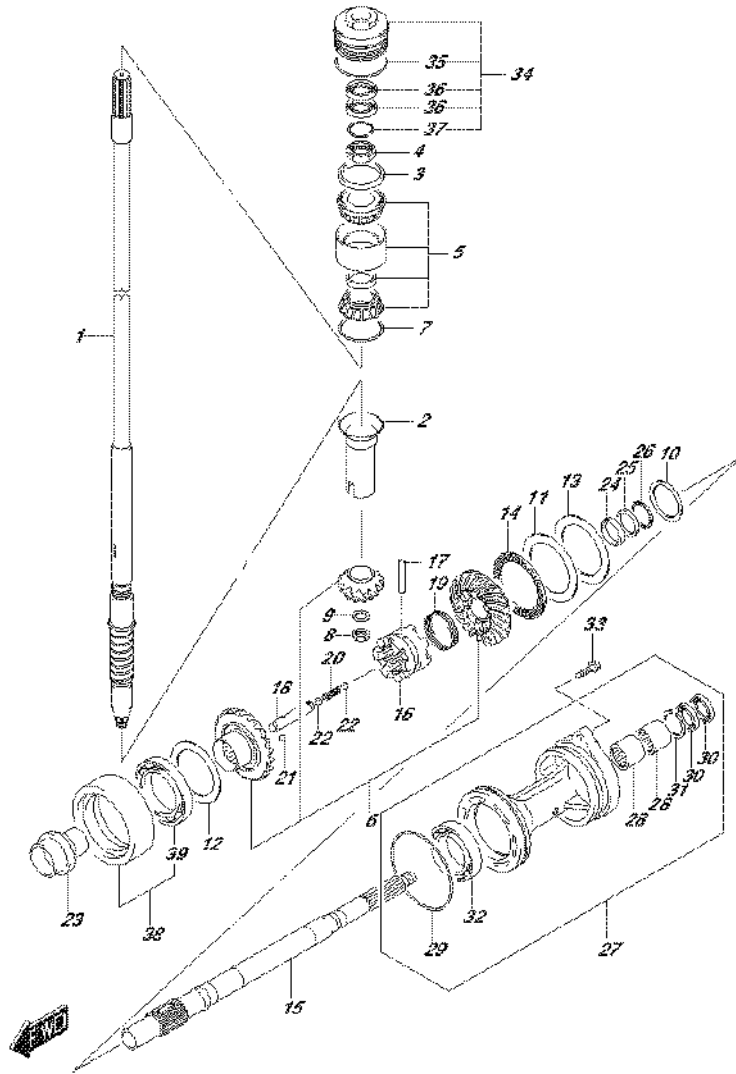


FIG.220N (2-I-13) TRANSMISSION (DF175Z E01)

REF NO.	PART NO.	DESCRIPTION	Q'TY	REMARKS
31	09381-40003	.CIRCLIP	1	
32	09263-50009	.BEARING (50X65X25)	1	
33	09116-08158	BOLT (8X35)	2	
34	56130-93J02	HOUSING, DRIVE SHAFT BRG	1	
35	09280-66004	.O RING (D:3.1, ID:65.4)	1	
36	09282-24004	.OIL SEAL (24X40X7)	2	
37	09381-40003	.CIRCLIP	1	
38	56140-93J10	HOUSING, REV GEAR BRG	1	
39	09262-60002	.BEARING (60X85X13)	1	

FIG.220P

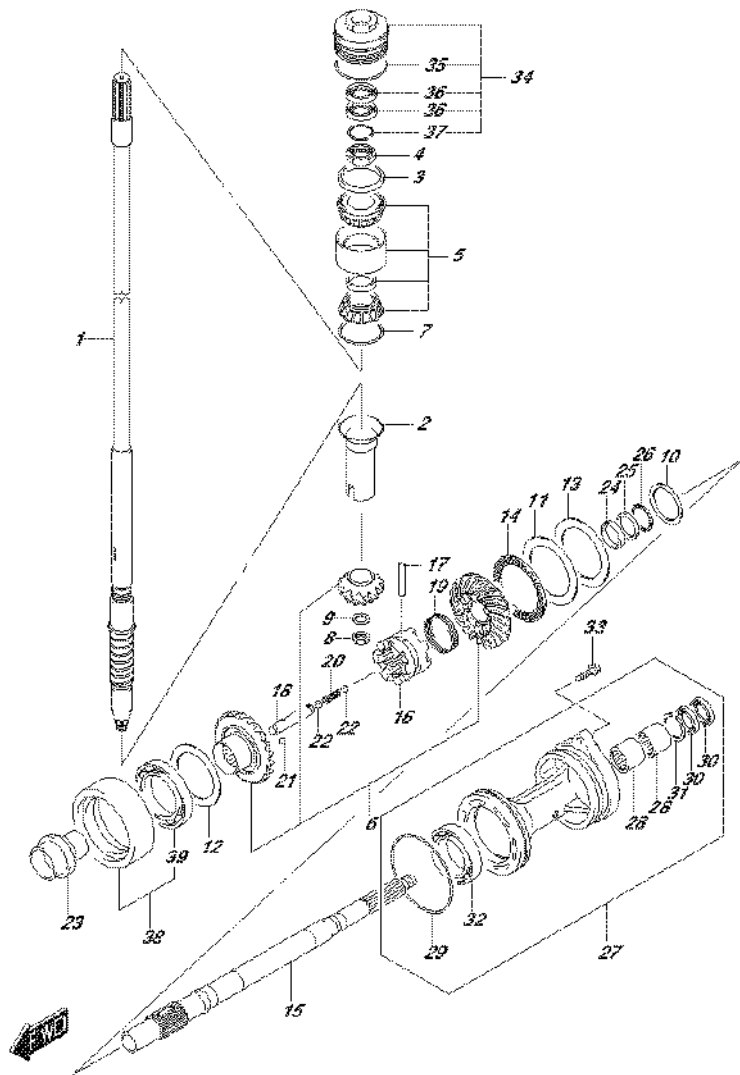


FIG.220P (2-I-14) TRANSMISSION (DF175Z E40)

REF NO.	PART NO.	DESCRIPTION	Q'TY	REMARKS
1-1	57110-96J41	SHAFT, DRIVE (UL)	1	W/TRANSOM(L)
1-2	57110-96J31	SHAFT, DRIVE (UL)	1	W/TRANSOM(X)
2	57133-93J00	COLLAR, DRIVE SHAFT	1	
3	57134-93J00	SPACER, DRIVE SHAFT BEARING	1	
4	09159-28003	NUT	1	
5	09269-32001	BEARING (32X66X49)	1	
6	57300-96820	PINION/GEAR SET	1	
7-1	09181-60004	SHIM (T:0.45)	1	
7-2	09181-60005	SHIM (T:0.50)	1	
7-3	09181-60006	SHIM (T:0.55)	1	
7-4	09181-60007	SHIM (T:0.60)	1	
7-5	09181-60008	SHIM (T:0.65)	1	
7-6	09181-60009	SHIM (T:0.70)	1	
7-7	09181-60010	SHIM (T:0.75)	1	
7-8	09181-60011	SHIM (T:0.80)	1	
7-9	09181-60012	SHIM (T:0.85)	1	
7-10	09181-60013	SHIM (T:0.90)	1	
8	09140-16021	NUT	1	
9	08221-16256	WASHER	1	
10-1	09160-35015	WASHER (35X46X0.6)	1	PROP SHAFT REV
10-2	09160-35013	WASHER (35X46X0.8)	1	PROP SHAFT REV
10-3	09160-35010	WASHER (35X46X1.15)	1	PROP SHAFT REV
10-4	09160-35004	WASHER (35X46X1.2)	1	PROP SHAFT REV
10-5	09160-35006	WASHER (35X46X0.9)	1	PROP SHAFT REV
10-6	09160-35002	WASHER (35X46X1)	1	PROP SHAFT REV
10-7	09160-35008	WASHER (35X46X0.95)	1	PROP SHAFT REV
10-8	09160-35003	WASHER (35X46X1.1)	1	PROP SHAFT REV
10-9	09160-35009	WASHER (35X46X1.05)	1	PROP SHAFT REV
11	09160-75002	WASHER (75X100X2)	1	FWD GEAR
12-1	09181-60004	SHIM (T:0.45)	1	REV GEAR
12-2	09181-60005	SHIM (T:0.50)	1	REV GEAR
12-3	09181-60006	SHIM (T:0.55)	1	REV GEAR
12-4	09181-60007	SHIM (T:0.60)	1	REV GEAR
12-5	09181-60008	SHIM (T:0.65)	1	REV GEAR

FIG.220P

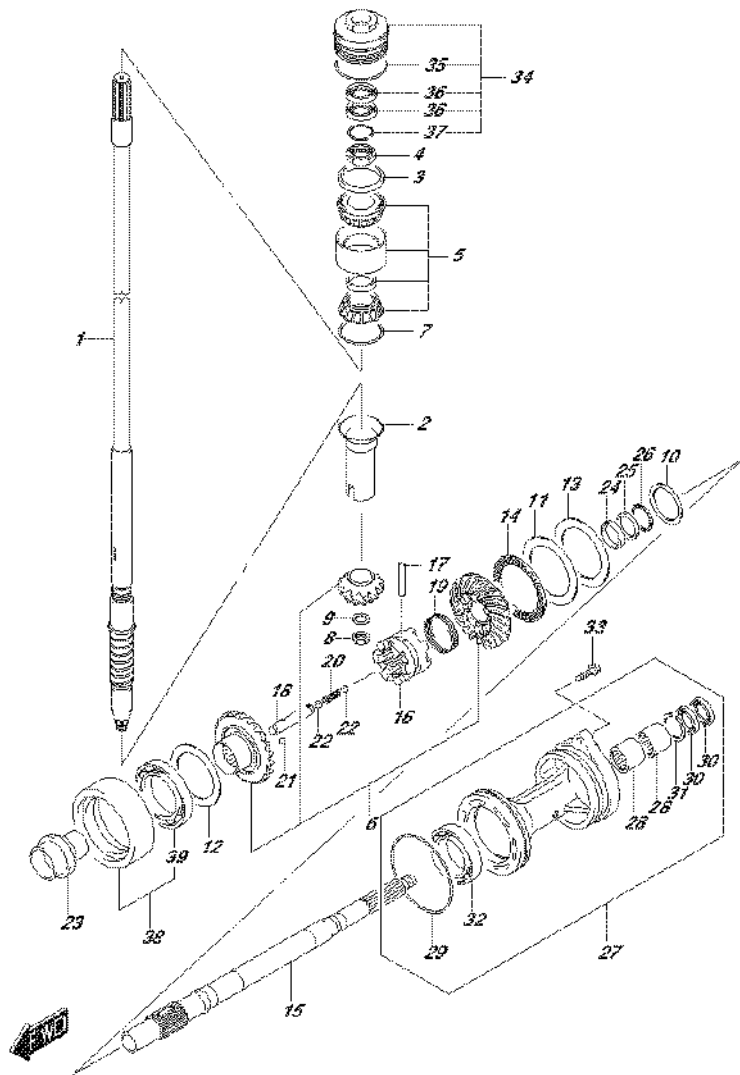


FIG.220P (2-I-15) TRANSMISSION (DF175Z E40)

REF NO.	PART NO.	DESCRIPTION	Q'TY	REMARKS
12-6	09181-60009	SHIM (T:0.70)	1	REV GEAR
12-7	09181-60010	SHIM (T:0.75)	1	REV GEAR
12-8	09181-60011	SHIM (T:0.80)	1	REV GEAR
12-9	09181-60012	SHIM (T:0.85)	1	REV GEAR
12-10	09181-60013	SHIM (T:0.90)	1	REV GEAR
13-1	09181-75018	SHIM (T:0.50)	1	FWD GEAR
13-2	09181-75019	SHIM (T:0.55)	1	FWD GEAR
13-3	09181-75012	SHIM (T:0.60)	1	FWD GEAR
13-4	09181-75013	SHIM (T:0.65)	1	FWD GEAR
13-5	09181-75008	SHIM (T:0.70)	1	FWD GEAR
13-6	09181-75014	SHIM (T:0.75)	1	FWD GEAR
13-7	09181-75009	SHIM (T:0.80)	1	FWD GEAR
13-8	09181-75015	SHIM (T:0.85)	1	FWD GEAR
13-9	09181-75010	SHIM (T:0.90)	1	FWD GEAR
13-10	09181-75016	SHIM (T:0.95)	1	FWD GEAR
13-11	09181-75011	SHIM (T:1.00)	1	FWD GEAR
14	09269-75002	BEARING (75X100X4)	1	
15	57610-93J20	SHAFT, PROPELLER	1	
16	57621-93J20	SHIFTER, CLUTCH DOG	1	
17	09202-08007	PIN (8X49)	1	
18	57631-93J00	PIN, CONNECTOR	1	
19	09440-52003	SPRING	1	
20	09440-09040	SPRING	1	
21	06111-07004	BALL	2	
22	06111-11004	BALL	2	
23	57622-93J00	SPACER, FWD THRUST	1	
24	09160-30055	WASHER (30X47X6)	1	
25	09160-30056	WASHER (32X47X3)	1	
26	09269-30014	BEARING (30X47X2)	1	
27-1	56120-93J60-0EP	HOUSING, PROP SFT BRG (BLACK)	1	
27-2	56120-93J60-Y5S	HOUSING, PROP SFT BRG (WHITE)	1	
28	09263-30063	BEARING (30X40X25)	2	
29	09280-00040	.O RING (D:3.1,ID:104.4)	1	
30	09282-30006	.OIL SEAL (30X45X6)	2	

FIG.220P

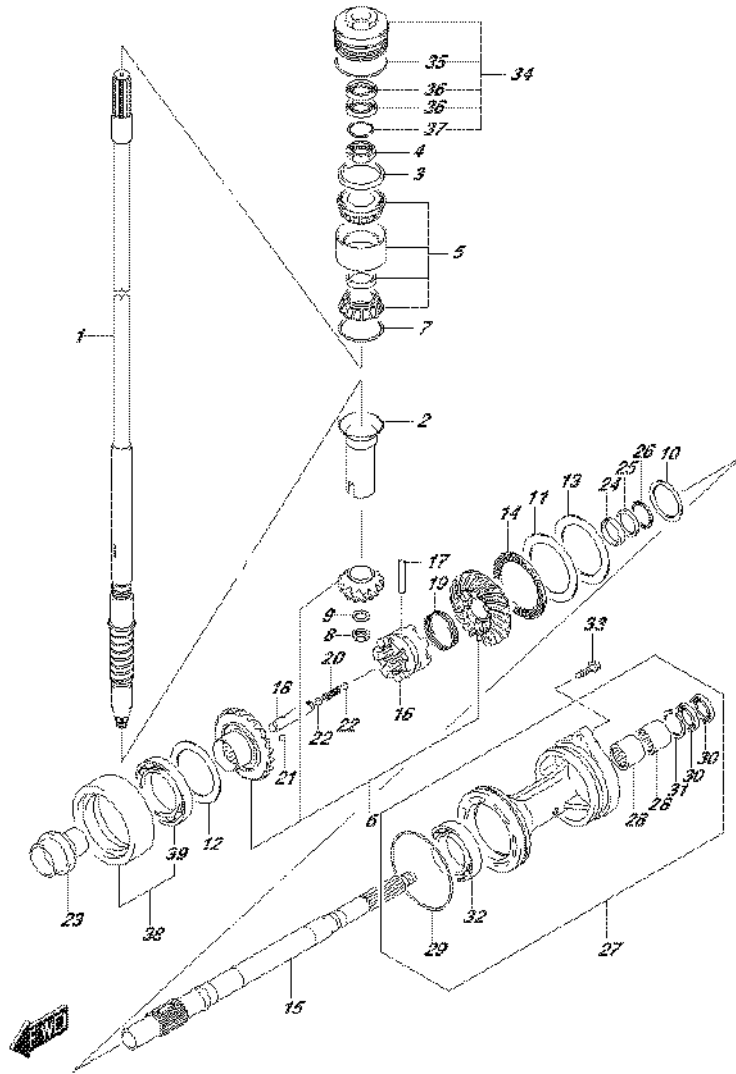


FIG.220P (2-J-2) TRANSMISSION (DF175Z E40)

REF NO.	PART NO.	DESCRIPTION	Q'TY	REMARKS
31	09381-40003	.CIRCLIP	1	
32	09263-50009	.BEARING (50X65X25)	1	
33	09116-08158	BOLT (8X35)	2	
34	56130-93J02	HOUSING, DRIVE SHAFT BRG	1	
35	09280-66004	.O RING (D:3.1, ID:65.4)	1	
36	09282-24004	.OIL SEAL (24X40X7)	2	
37	09381-40003	.CIRCLIP	1	
38	56140-93J10	HOUSING, REV GEAR BRG	1	
39	09262-60002	.BEARING (60X85X13)	1	

FIG.220R

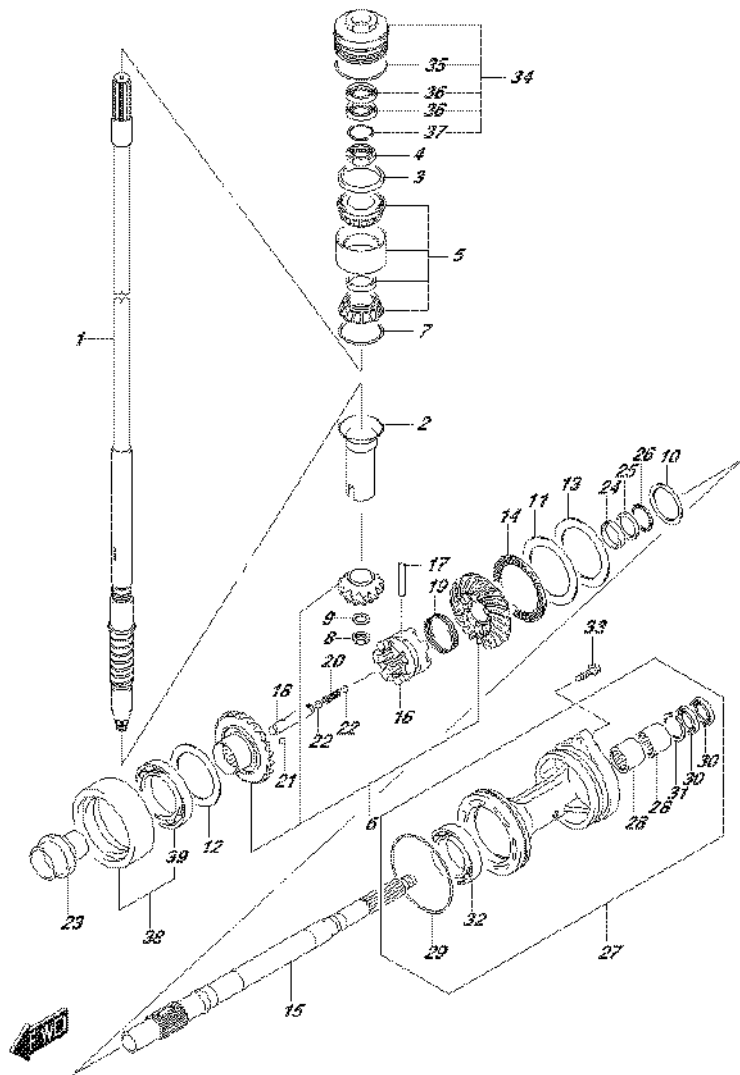


FIG.220R (2-J-3) TRANSMISSION (DF175ZG E01)

REF NO.	PART NO.	DESCRIPTION	Q'TY	REMARKS
1-1	57110-96J41	SHAFT, DRIVE (UL)	1	W/TRANSOM(L)
1-2	57110-96J31	SHAFT, DRIVE (UL)	1	W/TRANSOM(X)
2	57133-93J00	COLLAR, DRIVE SHAFT	1	
3	57134-93J00	SPACER, DRIVE SHAFT BEARING	1	
4	09159-28003	NUT	1	
5	09269-32001	BEARING (32X66X49)	1	
6	57300-96840	PINION/GEAR SET	1	
7-1	09181-60004	SHIM (T:0.45)	1	
7-2	09181-60005	SHIM (T:0.50)	1	
7-3	09181-60006	SHIM (T:0.55)	1	
7-4	09181-60007	SHIM (T:0.60)	1	
7-5	09181-60008	SHIM (T:0.65)	1	
7-6	09181-60009	SHIM (T:0.70)	1	
7-7	09181-60010	SHIM (T:0.75)	1	
7-8	09181-60011	SHIM (T:0.80)	1	
7-9	09181-60012	SHIM (T:0.85)	1	
7-10	09181-60013	SHIM (T:0.90)	1	
8	09140-16021	NUT	1	
9	08221-16256	WASHER	1	
10-1	09160-35015	WASHER (35X46X0.6)	1	PROP SHAFT REV
10-2	09160-35013	WASHER (35X46X0.8)	1	PROP SHAFT REV
10-3	09160-35010	WASHER (35X46X1.15)	1	PROP SHAFT REV
10-4	09160-35004	WASHER (35X46X1.2)	1	PROP SHAFT REV
10-5	09160-35006	WASHER (35X46X0.9)	1	PROP SHAFT REV
10-6	09160-35002	WASHER (35X46X1)	1	PROP SHAFT REV
10-7	09160-35008	WASHER (35X46X0.95)	1	PROP SHAFT REV
10-8	09160-35003	WASHER (35X46X1.1)	1	PROP SHAFT REV
10-9	09160-35009	WASHER (35X46X1.05)	1	PROP SHAFT REV
11	09160-75002	WASHER (75X100X2)	1	FWD GEAR
12-1	09181-60004	SHIM (T:0.45)	1	REV GEAR
12-2	09181-60005	SHIM (T:0.50)	1	REV GEAR
12-3	09181-60006	SHIM (T:0.55)	1	REV GEAR
12-4	09181-60007	SHIM (T:0.60)	1	REV GEAR
12-5	09181-60008	SHIM (T:0.65)	1	REV GEAR

FIG.220R

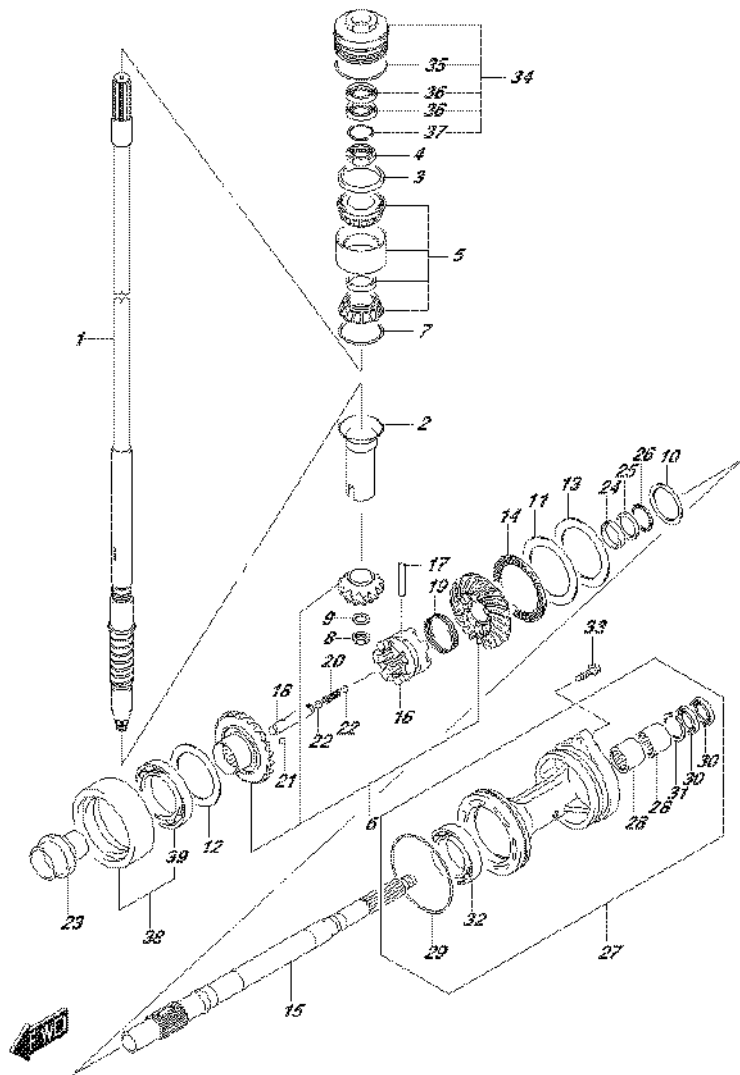


FIG.220R (2-J-4) TRANSMISSION (DF175ZG E01)

REF NO.	PART NO.	DESCRIPTION	Q'TY	REMARKS
12-6	09181-60009	SHIM (T:0.70)	1	REV GEAR
12-7	09181-60010	SHIM (T:0.75)	1	REV GEAR
12-8	09181-60011	SHIM (T:0.80)	1	REV GEAR
12-9	09181-60012	SHIM (T:0.85)	1	REV GEAR
12-10	09181-60013	SHIM (T:0.90)	1	REV GEAR
13-1	09181-75018	SHIM (T:0.50)	1	FWD GEAR
13-2	09181-75019	SHIM (T:0.55)	1	FWD GEAR
13-3	09181-75012	SHIM (T:0.60)	1	FWD GEAR
13-4	09181-75013	SHIM (T:0.65)	1	FWD GEAR
13-5	09181-75008	SHIM (T:0.70)	1	FWD GEAR
13-6	09181-75014	SHIM (T:0.75)	1	FWD GEAR
13-7	09181-75009	SHIM (T:0.80)	1	FWD GEAR
13-8	09181-75015	SHIM (T:0.85)	1	FWD GEAR
13-9	09181-75010	SHIM (T:0.90)	1	FWD GEAR
13-10	09181-75016	SHIM (T:0.95)	1	FWD GEAR
13-11	09181-75011	SHIM (T:1.00)	1	FWD GEAR
14	09269-75002	BEARING (75X100X4)	1	
15	57610-96J10	SHAFT, PROPELLER	1	
16	57621-96J10	SHIFTER, CLUTCH DOG	1	
17	09202-08007	PIN (8X49)	1	
18	57631-96J00	PIN, CONNECTOR	1	
19	09440-52003	SPRING	1	
20	09440-09040	SPRING	1	
21	06111-07004	BALL	2	
22	06111-11004	BALL	2	
23	57622-93J00	SPACER, FWD THRUST	1	
24	09160-30055	WASHER (30X47X6)	1	
25	09160-30056	WASHER (32X47X3)	1	
26	09269-30014	BEARING (30X47X2)	1	
27-1	56120-93J60-0EP	HOUSING, PROP SFT BRG (BLACK)	1	
27-2	56120-93J60-Y5S	HOUSING, PROP SFT BRG (WHITE)	1	
28	09263-30063	BEARING (30X40X25)	2	
29	09280-00040	.O RING (D:3.1, ID:104.4)	1	
30	09282-30006	.OIL SEAL (30X45X6)	2	

FIG.220R

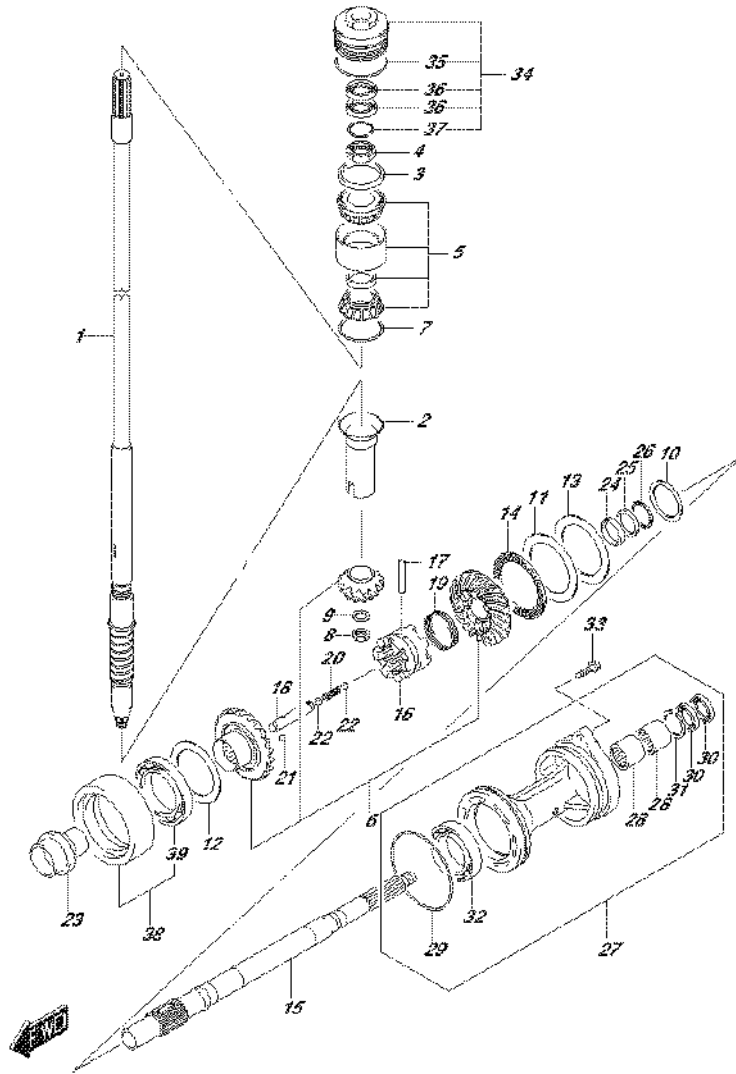


FIG.220R (2-J-5) TRANSMISSION (DF175ZG E01)

REF NO.	PART NO.	DESCRIPTION	Q'TY	REMARKS
31	09381-40003	.CIRCLIP	1	
32	09263-50009	.BEARING (50X65X25)	1	
33	09116-08158	BOLT (8X35)	2	
34	56130-93J02	HOUSING, DRIVE SHAFT BRG	1	
35	09280-66004	.O RING (D:3.1, ID:65.4)	1	
36	09282-24004	.OIL SEAL (24X40X7)	2	
37	09381-40003	.CIRCLIP	1	
38	56140-93J10	HOUSING, REV GEAR BRG	1	
39	09262-60002	.BEARING (60X85X13)	1	

FIG.220S

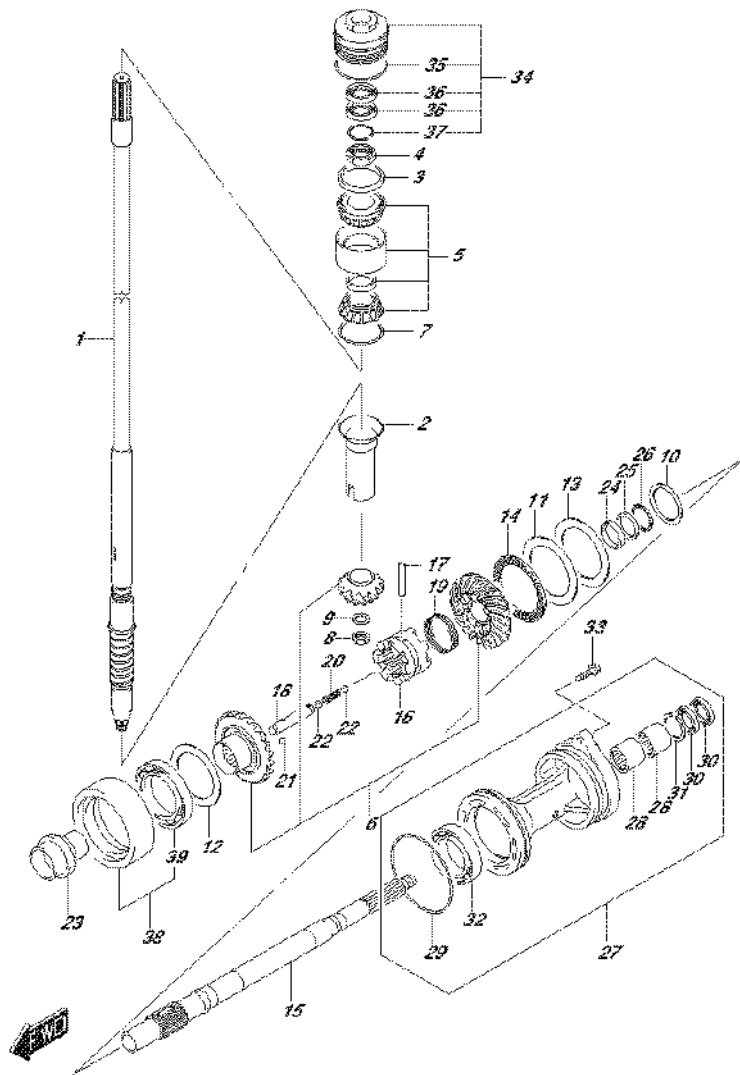


FIG.220S (2-J-6) TRANSMISSION (DF175ZG E40)

REF NO.	PART NO.	DESCRIPTION	Q'TY	REMARKS
1-1	57110-96J41	SHAFT, DRIVE (UL)	1	W/TRANSOM(L)
1-2	57110-96J31	SHAFT, DRIVE (UL)	1	W/TRANSOM(X)
2	57133-93J00	COLLAR, DRIVE SHAFT	1	
3	57134-93J00	SPACER, DRIVE SHAFT BEARING	1	
4	09159-28003	NUT	1	
5	09269-32001	BEARING (32X66X49)	1	
6	57300-96840	PINION/GEAR SET	1	
7-1	09181-60004	SHIM (T:0.45)	1	
7-2	09181-60005	SHIM (T:0.50)	1	
7-3	09181-60006	SHIM (T:0.55)	1	
7-4	09181-60007	SHIM (T:0.60)	1	
7-5	09181-60008	SHIM (T:0.65)	1	
7-6	09181-60009	SHIM (T:0.70)	1	
7-7	09181-60010	SHIM (T:0.75)	1	
7-8	09181-60011	SHIM (T:0.80)	1	
7-9	09181-60012	SHIM (T:0.85)	1	
7-10	09181-60013	SHIM (T:0.90)	1	
8	09140-16021	NUT	1	
9	08221-16256	WASHER	1	
10-1	09160-35015	WASHER (35X46X0.6)	1	PROP SHAFT REV
10-2	09160-35013	WASHER (35X46X0.8)	1	PROP SHAFT REV
10-3	09160-35010	WASHER (35X46X1.15)	1	PROP SHAFT REV
10-4	09160-35004	WASHER (35X46X1.2)	1	PROP SHAFT REV
10-5	09160-35006	WASHER (35X46X0.9)	1	PROP SHAFT REV
10-6	09160-35002	WASHER (35X46X1)	1	PROP SHAFT REV
10-7	09160-35008	WASHER (35X46X0.95)	1	PROP SHAFT REV
10-8	09160-35003	WASHER (35X46X1.1)	1	PROP SHAFT REV
10-9	09160-35009	WASHER (35X46X1.05)	1	PROP SHAFT REV
11	09160-75002	WASHER (75X100X2)	1	FWD GEAR
12-1	09181-60004	SHIM (T:0.45)	1	REV GEAR
12-2	09181-60005	SHIM (T:0.50)	1	REV GEAR
12-3	09181-60006	SHIM (T:0.55)	1	REV GEAR
12-4	09181-60007	SHIM (T:0.60)	1	REV GEAR
12-5	09181-60008	SHIM (T:0.65)	1	REV GEAR

FIG.220S

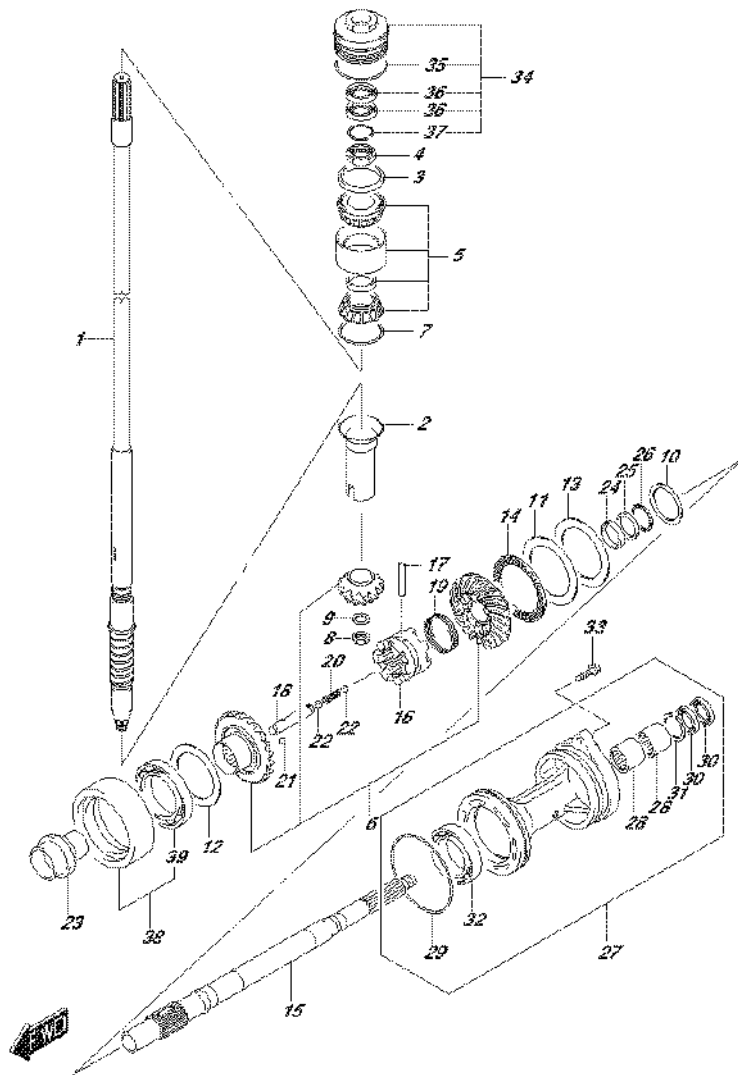


FIG.220S (2-J-7) TRANSMISSION (DF175ZG E40)

REF NO.	PART NO.	DESCRIPTION	Q'TY	REMARKS
12-6	09181-60009	SHIM (T:0.70)	1	REV GEAR
12-7	09181-60010	SHIM (T:0.75)	1	REV GEAR
12-8	09181-60011	SHIM (T:0.80)	1	REV GEAR
12-9	09181-60012	SHIM (T:0.85)	1	REV GEAR
12-10	09181-60013	SHIM (T:0.90)	1	REV GEAR
13-1	09181-75018	SHIM (T:0.50)	1	FWD GEAR
13-2	09181-75019	SHIM (T:0.55)	1	FWD GEAR
13-3	09181-75012	SHIM (T:0.60)	1	FWD GEAR
13-4	09181-75013	SHIM (T:0.65)	1	FWD GEAR
13-5	09181-75008	SHIM (T:0.70)	1	FWD GEAR
13-6	09181-75014	SHIM (T:0.75)	1	FWD GEAR
13-7	09181-75009	SHIM (T:0.80)	1	FWD GEAR
13-8	09181-75015	SHIM (T:0.85)	1	FWD GEAR
13-9	09181-75010	SHIM (T:0.90)	1	FWD GEAR
13-10	09181-75016	SHIM (T:0.95)	1	FWD GEAR
13-11	09181-75011	SHIM (T:1.00)	1	FWD GEAR
14	09269-75002	BEARING (75X100X4)	1	
15	57610-96J10	SHAFT, PROPELLER	1	
16	57621-96J10	SHIFTER, CLUTCH DOG	1	
17	09202-08007	PIN (8X49)	1	
18	57631-96J00	PIN, CONNECTOR	1	
19	09440-52003	SPRING	1	
20	09440-09040	SPRING	1	
21	06111-07004	BALL	2	
22	06111-11004	BALL	2	
23	57622-93J00	SPACER, FWD THRUST	1	
24	09160-30055	WASHER (30X47X6)	1	
25	09160-30056	WASHER (32X47X3)	1	
26	09269-30014	BEARING (30X47X2)	1	
27-1	56120-93J60-0EP	HOUSING, PROP SFT BRG (BLACK)	1	
27-2	56120-93J60-Y5S	HOUSING, PROP SFT BRG (WHITE)	1	
28	09263-30063	BEARING (30X40X25)	2	
29	09280-00040	.O RING (D:3.1,ID:104.4)	1	
30	09282-30006	.OIL SEAL (30X45X6)	2	

FIG.220S

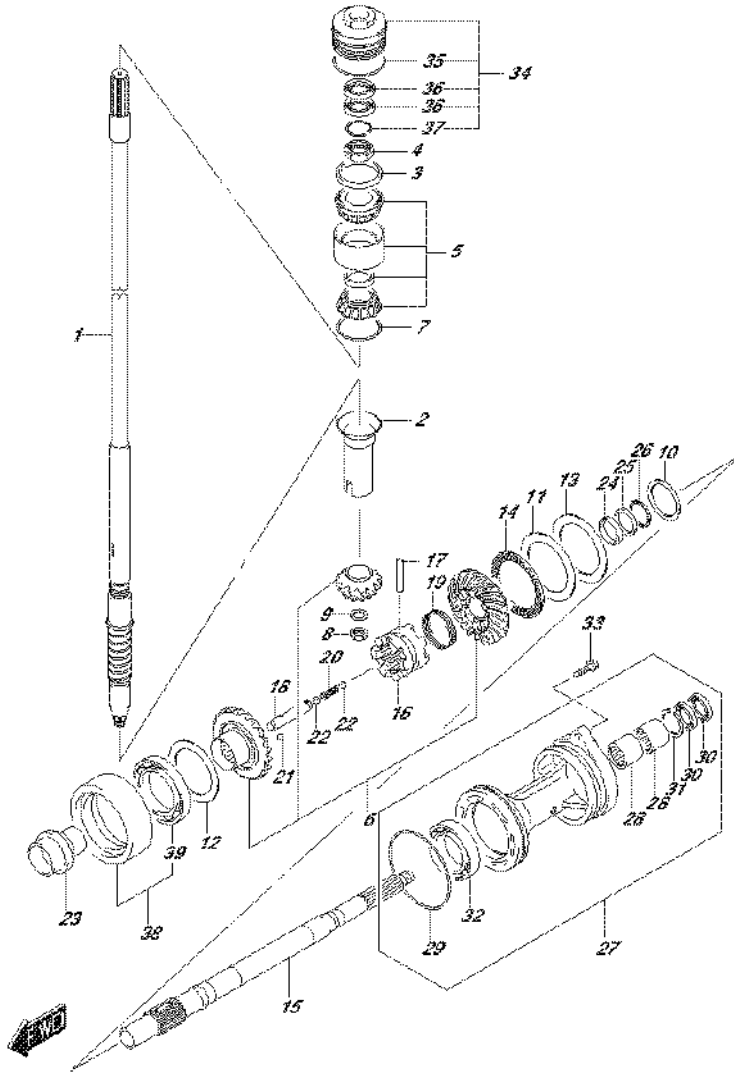


FIG.220S (2-J-8) TRANSMISSION (DF175ZG E40)

REF NO.	PART NO.	DESCRIPTION	Q'TY	REMARKS
31	09381-40003	.CIRCLIP	1	
32	09263-50009	.BEARING (50X65X25)	1	
33	09116-08158	BOLT (8X35)	2	
34	56130-93J02	HOUSING, DRIVE SHAFT BRG	1	
35	09280-66004	.O RING (D:3.1;ID:65.4)	1	
36	09282-24004	.OIL SEAL (24X40X7)	2	
37	09381-40003	.CIRCLIP	1	
38	56140-93J10	HOUSING, REV GEAR BRG	1	
39	09262-60002	.BEARING (60X85X13)	1	

FIG.301A

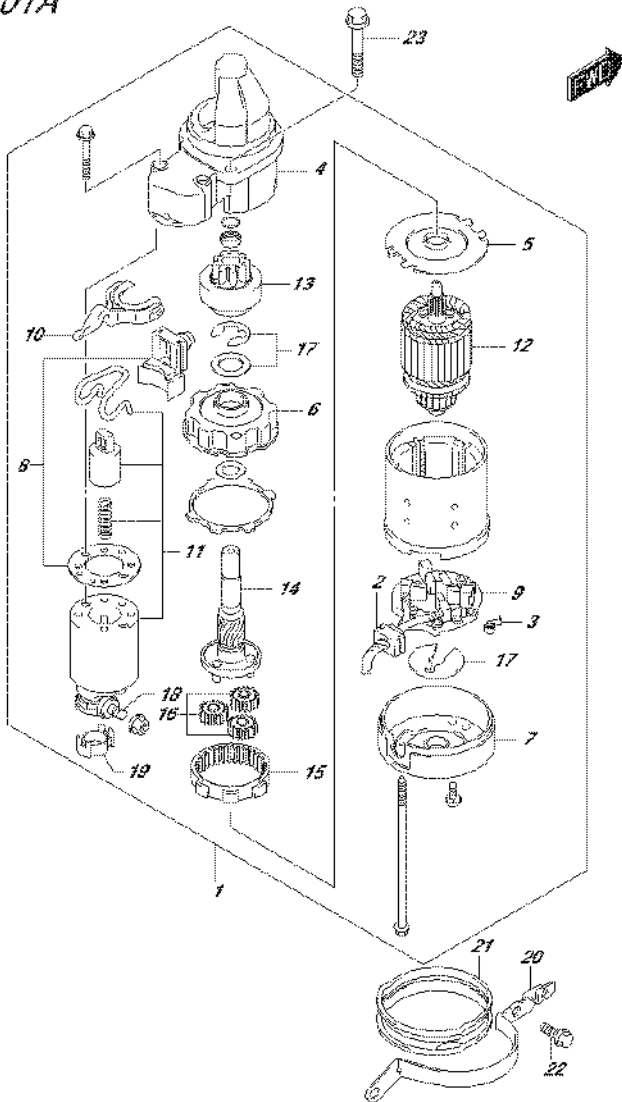


FIG.301A (2-J-9) STARTING MOTOR

REF NO.	PART NO.	DESCRIPTION	Q'TY	REMARKS
1	31100-96J02	STARTING MOTOR	1	
2	31131-90J01	.BRUSH SET, PLUS	1	
3	31135-90J00	.SPRING	4	
4	31151-94J01	.CASE, GEAR	1	
5	31152-90J00	.PLATE, CENTER	1	
6	31153-90J00	.BRACKET, PLANET GEAR	1	
7	31170-90J00	.COVER REAR	1	
8	31171-96J00	.COVER KIT, DUST	1	
9	31173-90J02	.HOLDER, BRUSH	1	
10	31191-96J00	.LEVER, SHIFT	1	
11	31220-94J00	.SWITCH, MAGNETO	1	
12	31310-90J00	.ARMATURE	1	
13	31320-93J00	.PINION	1	
14	31341-93J00	.SHAFT, PINION	1	
15	31343-90J00	.INTERNAL GEAR	1	
16	31344-90J00	.GEAR, PLANETARY	3	
17	31360-93J01	.WASHER SET	1	
18	31913-93J00	.TERMINAL	1	
19	31914-93J00	.CAP, TERMINAL	1	
20	31912-96J00	BAND, STARTING MOTOR	1	
21	31918-90J10	DAMPER, LOWER	1	
22	01550-08207	BOLT	2	
23	01550-08357	BOLT	2	

FIG.303A

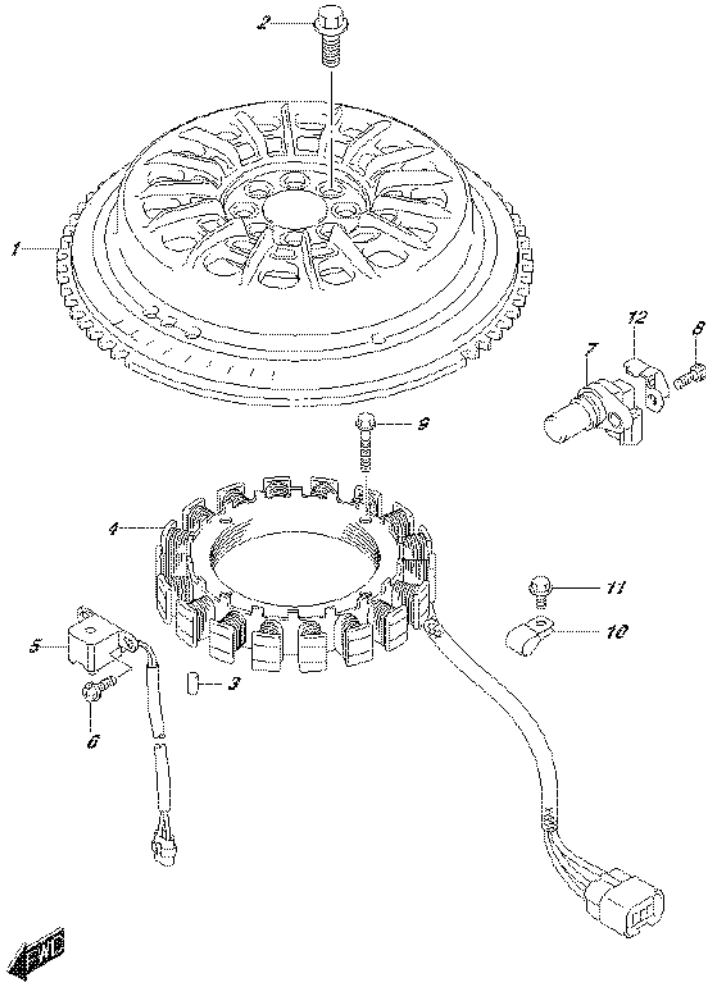


FIG.303A (2-J-10) MAGNETO (DF150T E01)

REF NO.	PART NO.	DESCRIPTION	Q'TY	REMARKS
1	32102-96J02	FLYWHEEL	1	
2	09103-12125	BOLT (12X26)	8	
3	09202-06031	PIN (6X12)	1	
4	32120-96J00	COIL, BATTERY CHARGING	1	
5	32160-88L10	COIL, IGNITION TIMING	1	
6	09106-05030	BOLT (5X10)	2	
7	33220-64L10	SENSOR, CAM POSITION	1	
8	07130-06167	BOLT	1	
9	09103-06231	BOLT (6X35)	4	
10	09403-13408	CLAMP	1	
11	01550-06127	BOLT	1	
12	11185-96J00	COVER, SENSOR	1	

FIG.303B

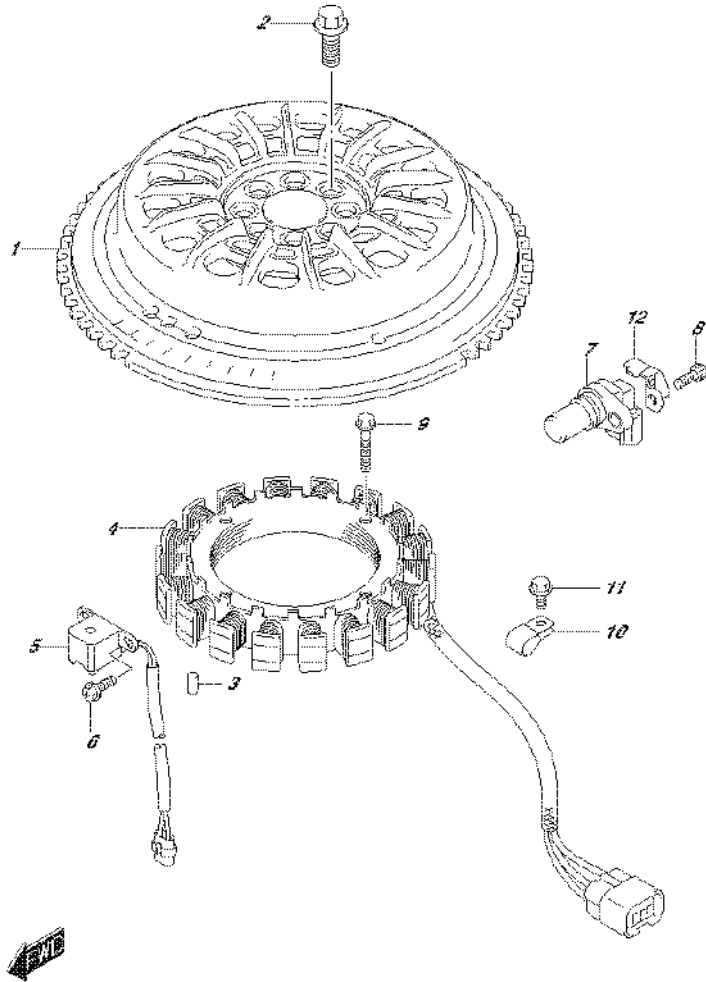


FIG.303B (2-J-11) MAGNETO (DF150T E40)

REF NO.	PART NO.	DESCRIPTION	Q'TY	REMARKS
1	32102-96J02	FLYWHEEL	1	
2	09103-12125	BOLT (12X26)	8	
3	09202-06031	PIN (6X12)	1	
4	32120-96J00	COIL, BATTERY CHARGING	1	
5	32160-88L10	COIL, IGNITION TIMING	1	
6	09106-05030	BOLT (5X10)	2	
7	33220-64L10	SENSOR, CAM POSITION	1	
8	07130-06167	BOLT	1	
9	09103-06231	BOLT (6X35)	4	
10	09403-13408	CLAMP	1	
11	01550-06127	BOLT	1	
12	11185-96J00	COVER, SENSOR	1	

FIG.303C

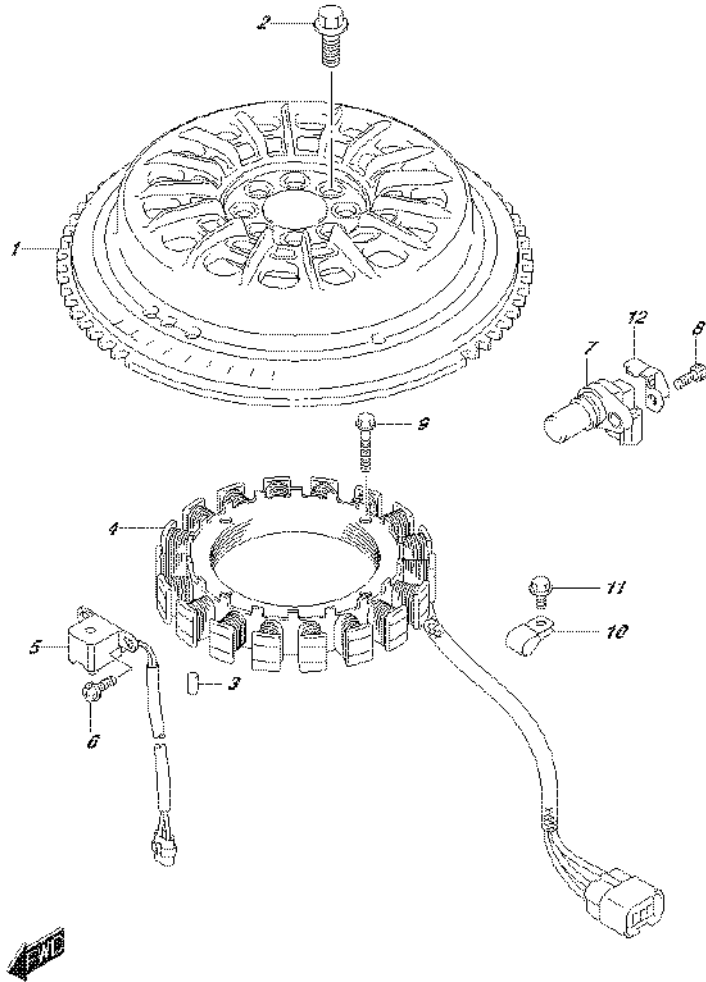


FIG.303C (2-J-12) MAGNETO (DF150TG E01)

REF NO.	PART NO.	DESCRIPTION	Q'TY	REMARKS
1	32102-96J10	FLYWHEEL	1	
2	09103-12125	BOLT (12X26)	8	
3	09202-06031	PIN (6X12)	1	
4	32120-96J00	COIL, BATTERY CHARGING	1	
5	32160-88L00	COIL, IGNITION TIMING	1	
6	09106-05030	BOLT (5X10)	2	
7	33220-64L10	SENSOR, CAM POSITION	1	
8	07130-06167	BOLT	1	
9	09103-06231	BOLT (6X35)	4	
10	09403-13408	CLAMP	1	
11	01550-06127	BOLT	1	
12	11185-96J00	COVER, SENSOR	1	

FIG.303D

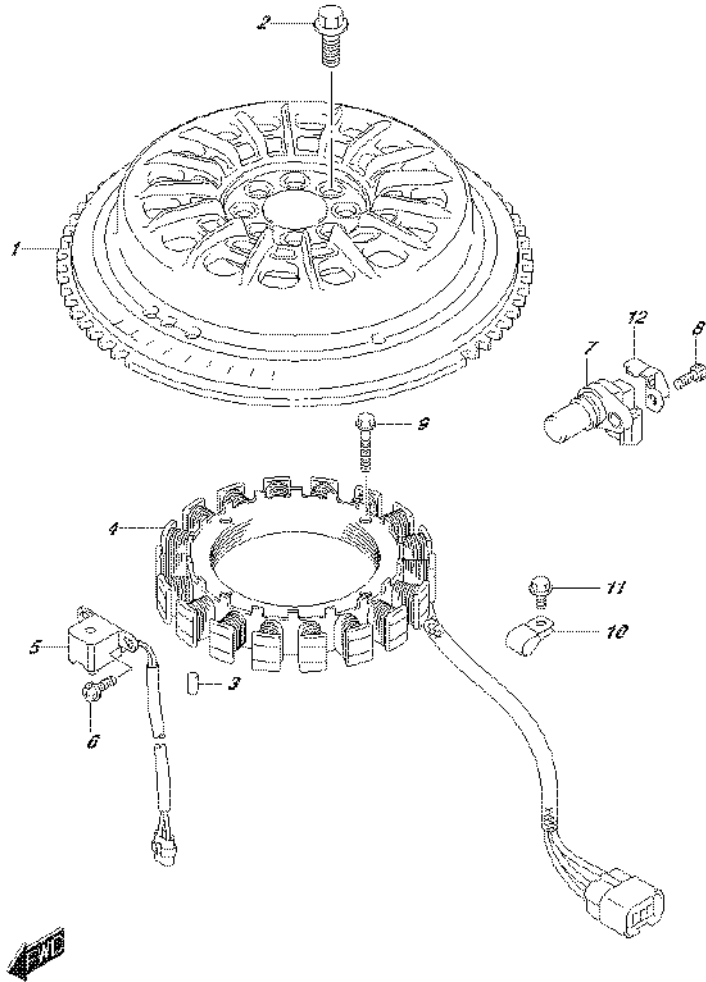


FIG.303D (2-J-13) MAGNETO (DF150TG E40)

REF NO.	PART NO.	DESCRIPTION	Q'TY	REMARKS
1	32102-96J10	FLYWHEEL	1	
2	09103-12125	BOLT (12X26)	8	
3	09202-06031	PIN (6X12)	1	
4	32120-96J00	COIL, BATTERY CHARGING	1	
5	32160-88L00	COIL, IGNITION TIMING	1	
6	09106-05030	BOLT (5X10)	2	
7	33220-64L10	SENSOR, CAM POSITION	1	
8	07130-06167	BOLT	1	
9	09103-06231	BOLT (6X35)	4	
10	09403-13408	CLAMP	1	
11	01550-06127	BOLT	1	
12	11185-96J00	COVER, SENSOR	1	

FIG.303E

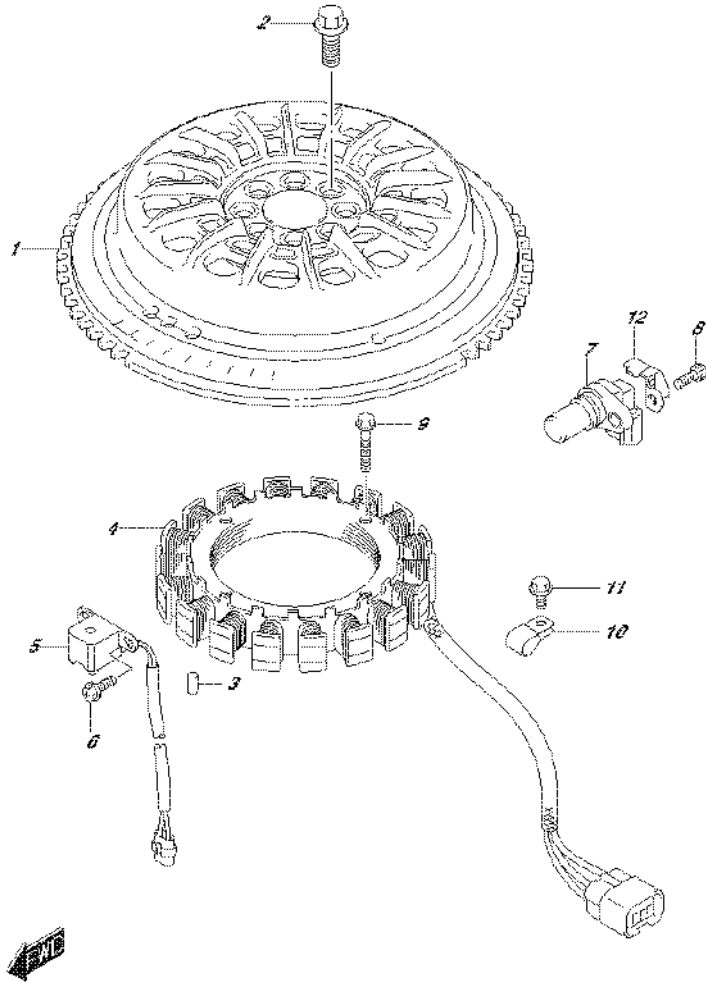


FIG.303E (2-J-14) MAGNETO (DF150Z E01)

REF NO.	PART NO.	DESCRIPTION	Q'TY	REMARKS
1	32102-96J02	FLYWHEEL	1	
2	09103-12125	BOLT (12X26)	8	
3	09202-06031	PIN (6X12)	1	
4	32120-96J00	COIL, BATTERY CHARGING	1	
5	32160-88L10	COIL, IGNITION TIMING	1	
6	09106-05030	BOLT (5X10)	2	
7	33220-64L10	SENSOR, CAM POSITION	1	
8	07130-06167	BOLT	1	
9	09103-06231	BOLT (6X35)	4	
10	09403-13408	CLAMP	1	
11	01550-06127	BOLT	1	
12	11185-96J00	COVER, SENSOR	1	

FIG.303F

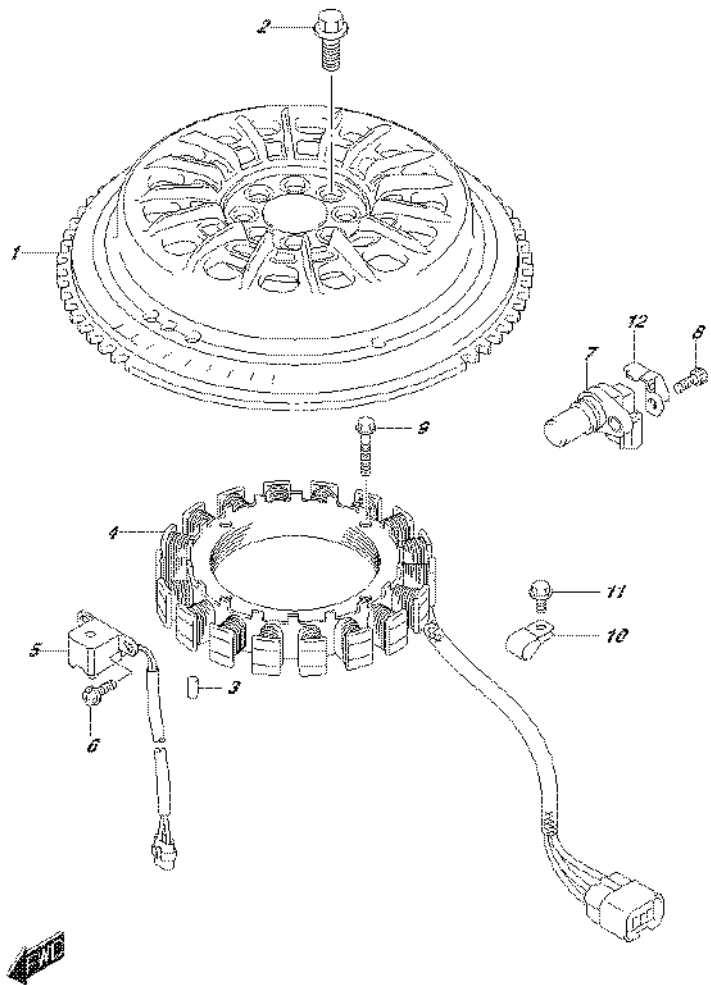


FIG.303F (2-J-15) MAGNETO (DF150Z E40)

REF NO.	PART NO.	DESCRIPTION	Q'TY	REMARKS
1	32102-96J02	FLYWHEEL	1	
2	09103-12125	BOLT (12X26)	8	
3	09202-06031	PIN (6X12)	1	
4	32120-96J00	COIL, BATTERY CHARGING	1	
5	32160-88L10	COIL, IGNITION TIMING	1	
6	09106-05030	BOLT (5X10)	2	
7	33220-64L10	SENSOR, CAM POSITION	1	
8	07130-06167	BOLT	1	
9	09103-06231	BOLT (6X35)	4	
10	09403-13408	CLAMP	1	
11	01550-06127	BOLT	1	
12	11185-96J00	COVER, SENSOR	1	

FIG.303G

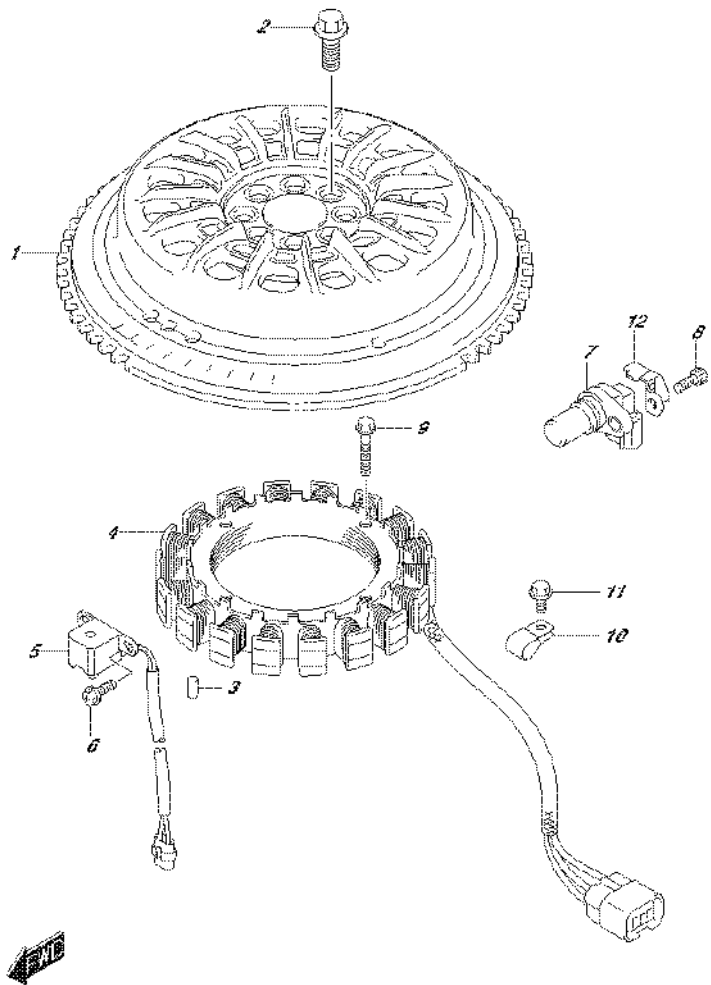


FIG.303G (2-K-2) MAGNETO (DF150ZG E01)

REF NO.	PART NO.	DESCRIPTION	Q'TY	REMARKS
1	32102-96J10	FLYWHEEL	1	
2	09103-12125	BOLT (12X26)	8	
3	09202-06031	PIN (6X12)	1	
4	32120-96J00	COIL, BATTERY CHARGING	1	
5	32160-88L00	COIL, IGNITION TIMING	1	
6	09106-05030	BOLT (5X10)	2	
7	33220-64L10	SENSOR, CAM POSITION	1	
8	07130-06167	BOLT	1	
9	09103-06231	BOLT (6X35)	4	
10	09403-13408	CLAMP	1	
11	01550-06127	BOLT	1	
12	11185-96J00	COVER, SENSOR	1	

FIG.303H

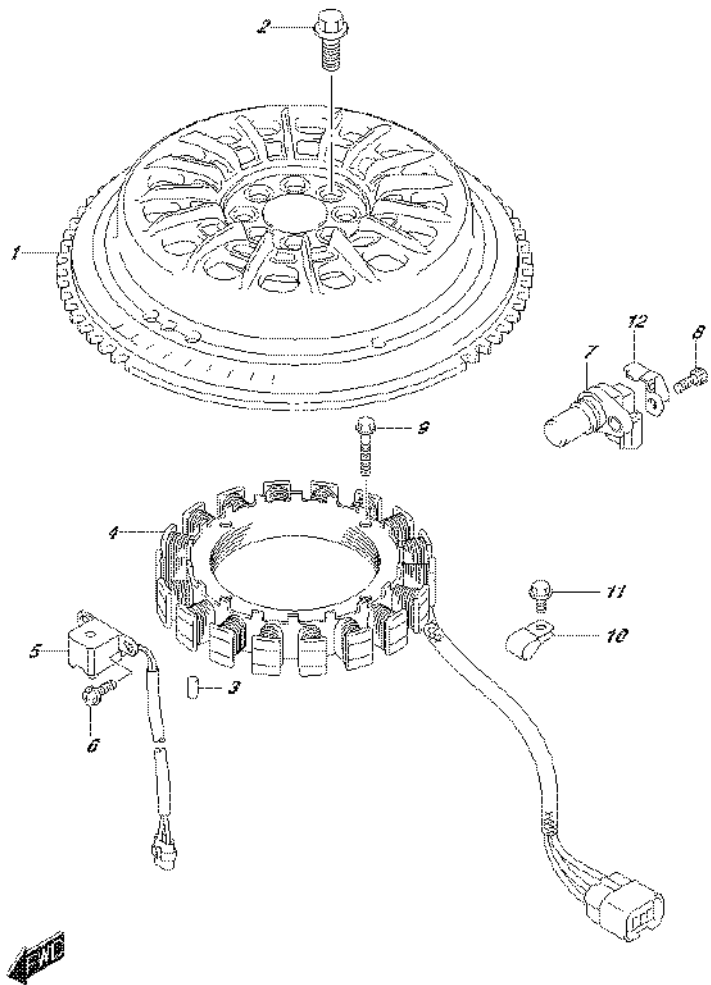


FIG.303H (2-K-3) MAGNETO (DF150ZG E40)

REF NO.	PART NO.	DESCRIPTION	Q'TY	REMARKS
1	32102-96J10	FLYWHEEL	1	
2	09103-12125	BOLT (12X26)	8	
3	09202-06031	PIN (6X12)	1	
4	32120-96J00	COIL, BATTERY CHARGING	1	
5	32160-88L00	COIL, IGNITION TIMING	1	
6	09106-05030	BOLT (5X10)	2	
7	33220-64L10	SENSOR, CAM POSITION	1	
8	07130-06167	BOLT	1	
9	09103-06231	BOLT (6X35)	4	
10	09403-13408	CLAMP	1	
11	01550-06127	BOLT	1	
12	11185-96J00	COVER, SENSOR	1	

FIG.303J

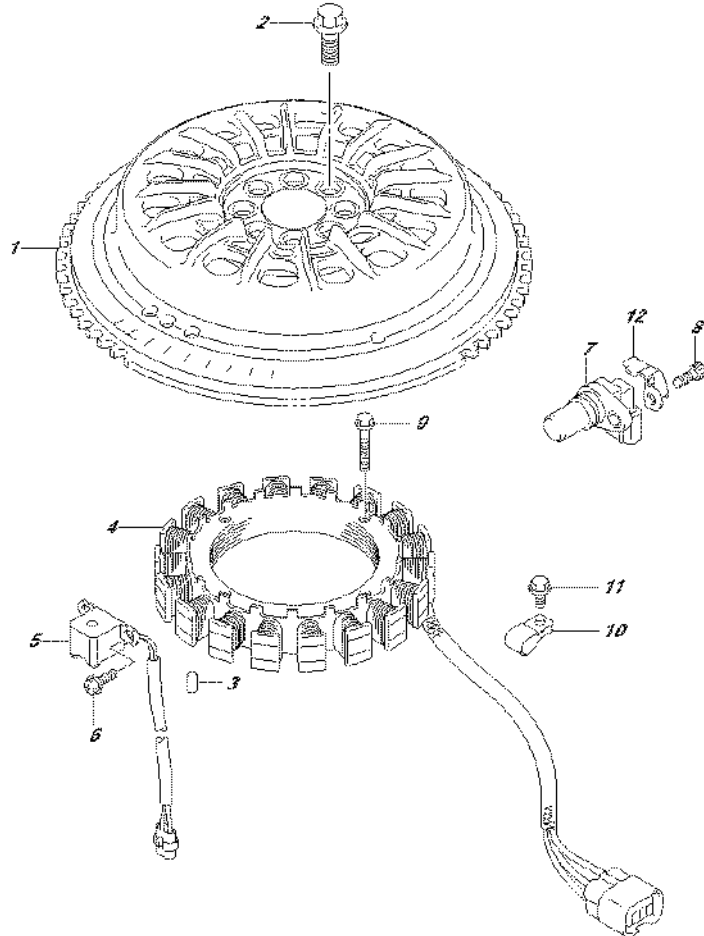


FIG.303J (2-K-4) MAGNETO (DF175T E01)

REF NO.	PART NO.	DESCRIPTION	Q'TY	REMARKS
1	32102-96J02	FLYWHEEL	1	
2	09103-12125	BOLT (12X26)	8	
3	09202-06031	PIN (6X12)	1	
4	32120-96J00	COIL, BATTERY CHARGING	1	
5	32160-88L10	COIL, IGNITION TIMING	1	
6	09106-05030	BOLT (5X10)	2	
7	33220-64L10	SENSOR, CAM POSITION	2	
8	07130-06167	BOLT	2	
9	09103-06231	BOLT (6X35)	4	
10	09403-13408	CLAMP	1	
11	01550-06127	BOLT	1	
12	11185-96J00	COVER, SENSOR	2	

FIG.303K

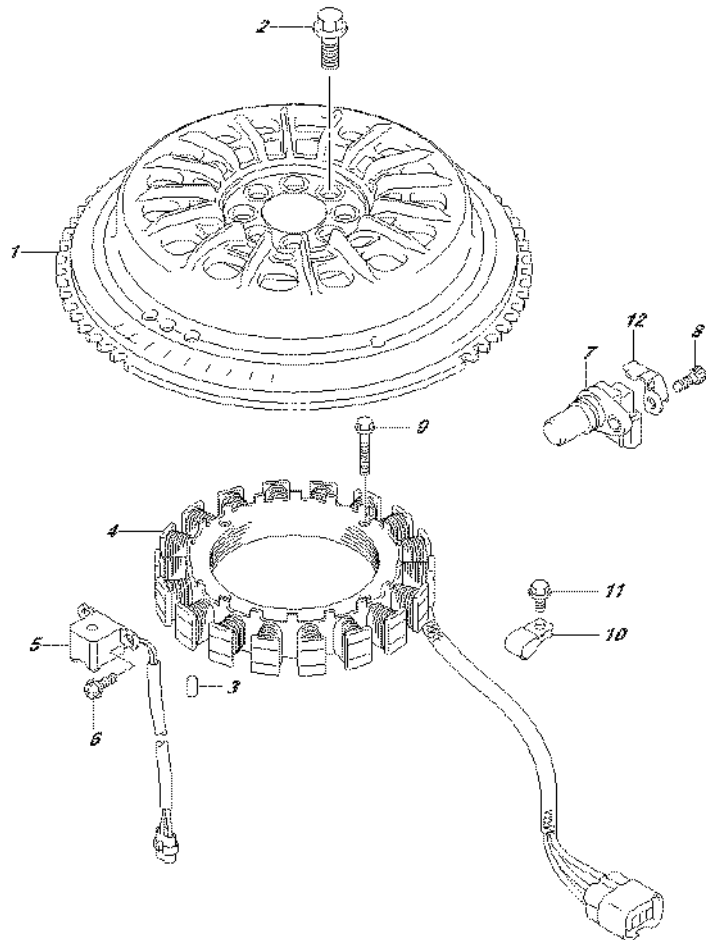


FIG.303K (2-K-5) MAGNETO (DF175T E40)

REF NO.	PART NO.	DESCRIPTION	Q'TY	REMARKS
1	32102-96J02	FLYWHEEL	1	
2	09103-12125	BOLT (12X26)	8	
3	09202-06031	PIN (6X12)	1	
4	32120-96J00	COIL, BATTERY CHARGING	1	
5	32160-88L10	COIL, IGNITION TIMING	1	
6	09106-05030	BOLT (5X10)	2	
7	33220-64L10	SENSOR, CAM POSITION	2	
8	07130-06167	BOLT	2	
9	09103-06231	BOLT (6X35)	4	
10	09403-13408	CLAMP	1	
11	01550-06127	BOLT	1	
12	11185-96J00	COVER, SENSOR	2	



FIG.303L

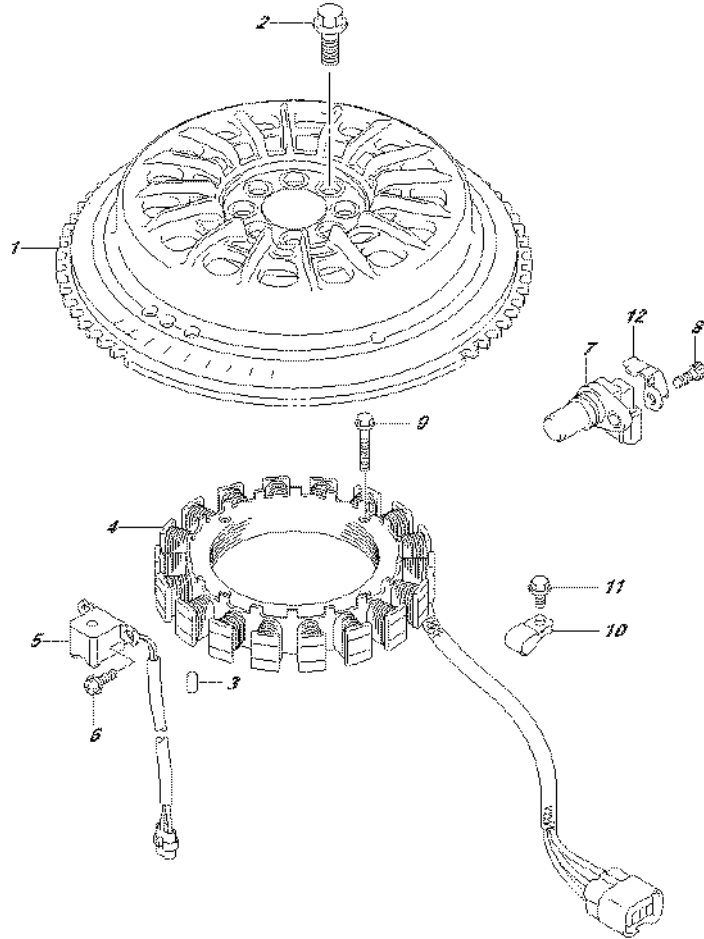


FIG.303L (2-K-6) MAGNETO (DF175TG E01)

REF NO.	PART NO.	DESCRIPTION	Q'TY	REMARKS
1	32102-96J10	FLYWHEEL	1	
2	09103-12125	BOLT (12X26)	8	
3	09202-06031	PIN (6X12)	1	
4	32120-96J00	COIL, BATTERY CHARGING	1	
5	32160-88L00	COIL, IGNITION TIMING	1	
6	09106-05030	BOLT (5X10)	2	
7	33220-64L10	SENSOR, CAM POSITION	2	
8	07130-06167	BOLT	2	
9	09103-06231	BOLT (6X35)	4	
10	09403-13408	CLAMP	1	
11	01550-06127	BOLT	1	
12	11185-96J00	COVER, SENSOR	2	

FIG.303M

FIG.303M (2-K-7) MAGNETO (DF175TG E40)

REF NO.	PART NO.	DESCRIPTION	Q'TY	REMARKS
1	32102-96J10	FLYWHEEL	1	
2	09103-12125	BOLT (12X26)	8	
3	09202-06031	PIN (6X12)	1	
4	32120-96J00	COIL, BATTERY CHARGING	1	
5	32160-88L00	COIL, IGNITION TIMING	1	
6	09106-05030	BOLT (5X10)	2	
7	33220-64L10	SENSOR, CAM POSITION	2	
8	07130-06167	BOLT	2	
9	09103-06231	BOLT (6X35)	4	
10	09403-13408	CLAMP	1	
11	01550-06127	BOLT	1	
12	11185-96J00	COVER, SENSOR	2	

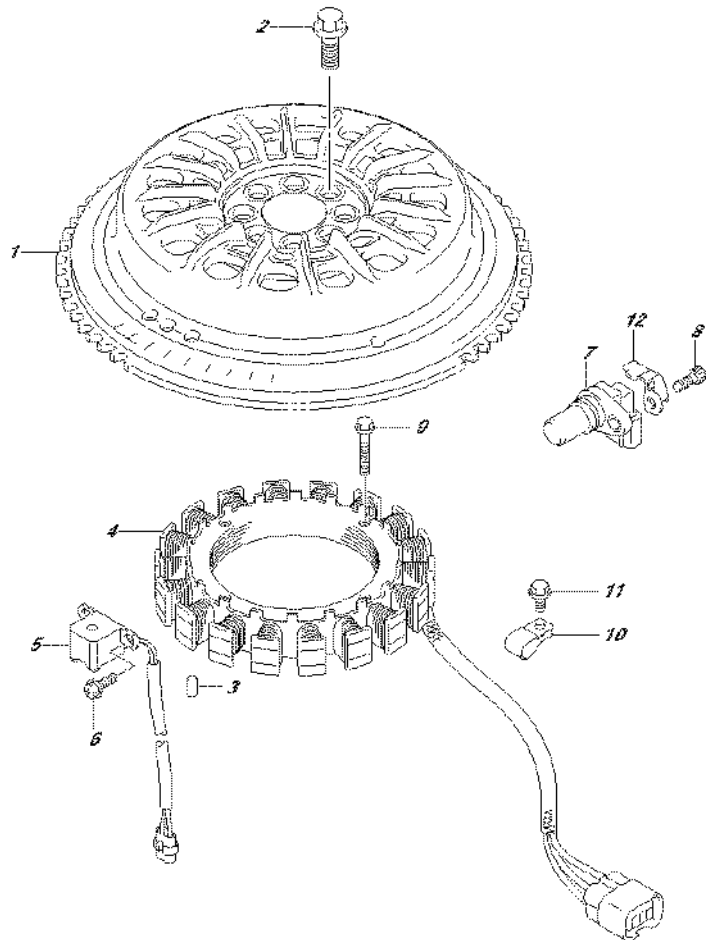


FIG.303N

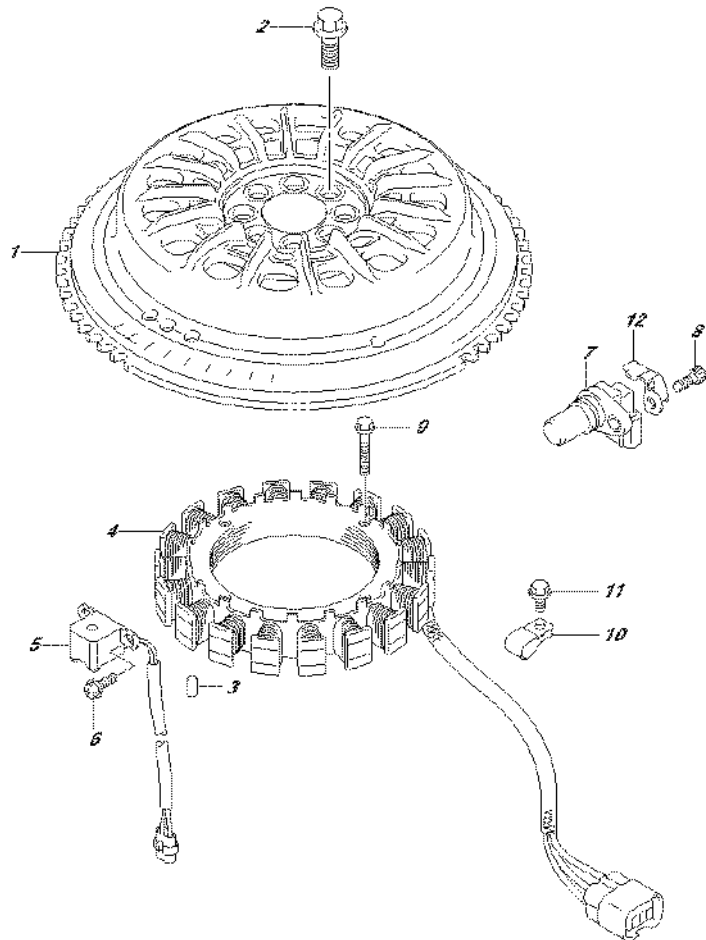


FIG.303N (2-K-8) MAGNETO (DF175Z E01)

REF NO.	PART NO.	DESCRIPTION	Q'TY	REMARKS
1	32102-96J02	FLYWHEEL	1	
2	09103-12125	BOLT (12X26)	8	
3	09202-06031	PIN (6X12)	1	
4	32120-96J00	COIL, BATTERY CHARGING	1	
5	32160-88L10	COIL, IGNITION TIMING	1	
6	09106-05030	BOLT (5X10)	2	
7	33220-64L10	SENSOR, CAM POSITION	2	
8	07130-06167	BOLT	2	
9	09103-06231	BOLT (6X35)	4	
10	09403-13408	CLAMP	1	
11	01550-06127	BOLT	1	
12	11185-96J00	COVER, SENSOR	2	



FIG.303P

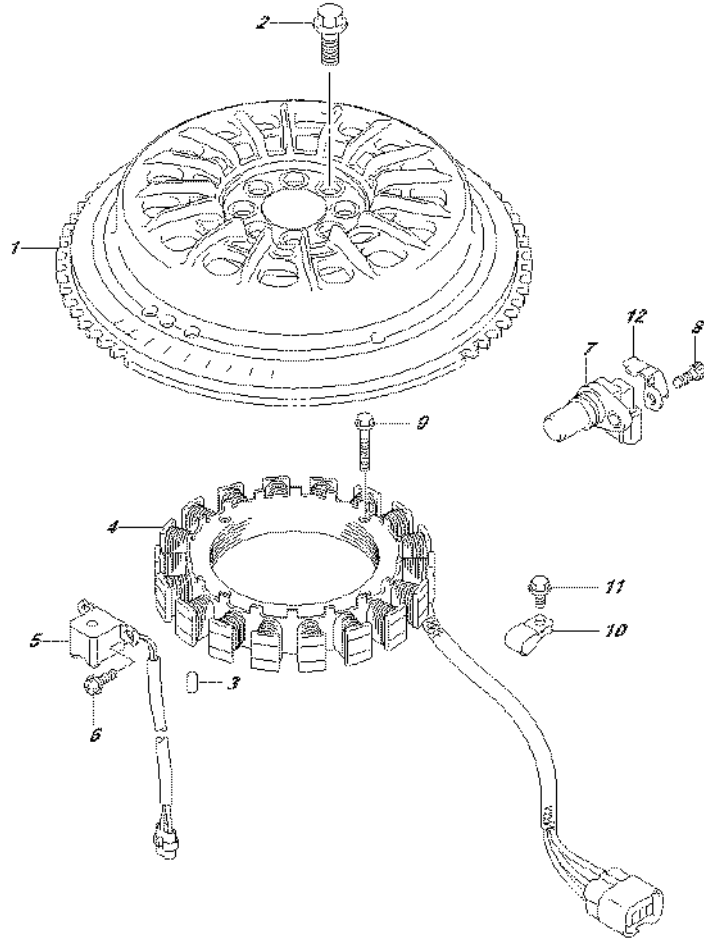


FIG.303P (2-K-9) MAGNETO (DF175Z E40)

REF NO.	PART NO.	DESCRIPTION	Q'TY	REMARKS
1	32102-96J02	FLYWHEEL	1	
2	09103-12125	BOLT (12X26)	8	
3	09202-06031	PIN (6X12)	1	
4	32120-96J00	COIL, BATTERY CHARGING	1	
5	32160-88L10	COIL, IGNITION TIMING	1	
6	09106-05030	BOLT (5X10)	2	
7	33220-64L10	SENSOR, CAM POSITION	2	
8	07130-06167	BOLT	2	
9	09103-06231	BOLT (6X35)	4	
10	09403-13408	CLAMP	1	
11	01550-06127	BOLT	1	
12	11185-96J00	COVER, SENSOR	2	

FIG.303R

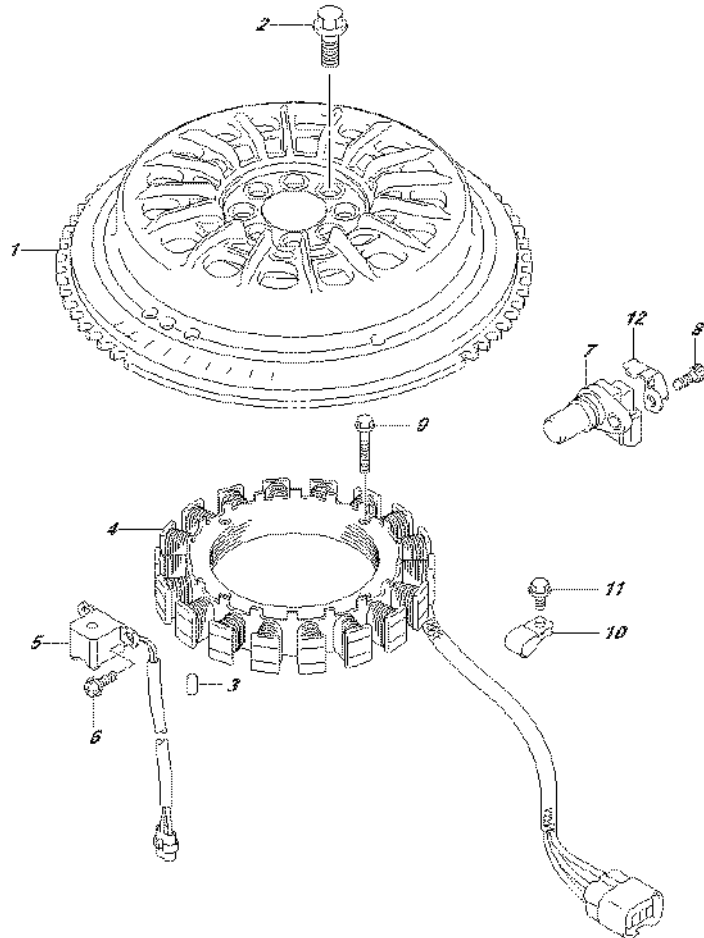


FIG.303R (2-K-10) MAGNETO (DF175ZG E01)

REF NO.	PART NO.	DESCRIPTION	Q'TY	REMARKS
1	32102-96J10	FLYWHEEL	1	
2	09103-12125	BOLT (12X26)	8	
3	09202-06031	PIN (6X12)	1	
4	32120-96J00	COIL, BATTERY CHARGING	1	
5	32160-88L00	COIL, IGNITION TIMING	1	
6	09106-05030	BOLT (5X10)	2	
7	33220-64L10	SENSOR, CAM POSITION	2	
8	07130-06167	BOLT	2	
9	09103-06231	BOLT (6X35)	4	
10	09403-13408	CLAMP	1	
11	01550-06127	BOLT	1	
12	11185-96J00	COVER, SENSOR	2	



FIG.303S

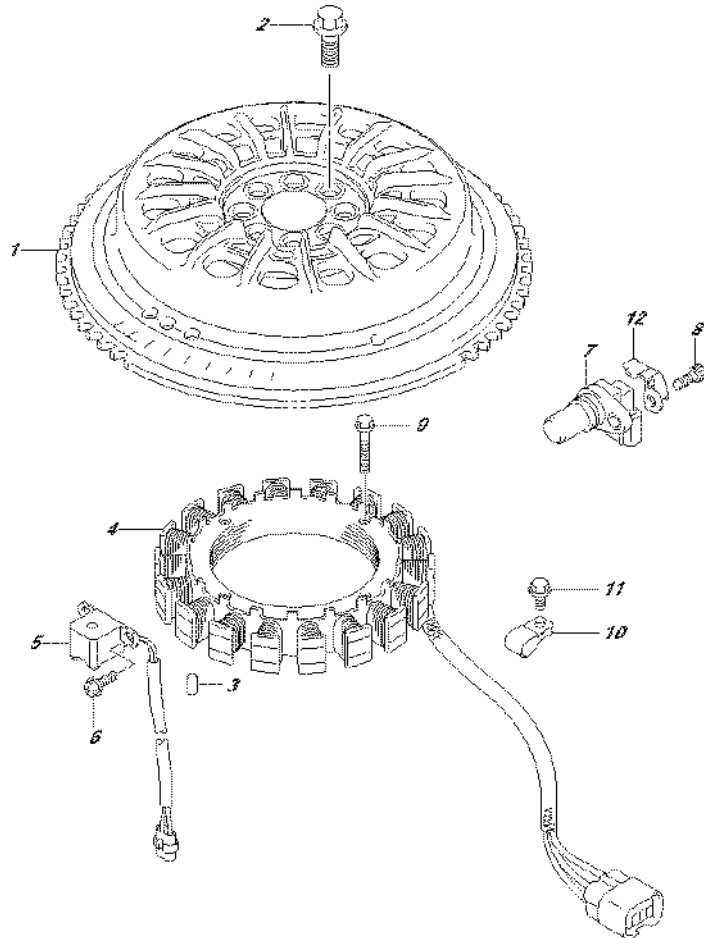


FIG.303S (2-K-11) MAGNETO (DF175ZG E40)

REF NO.	PART NO.	DESCRIPTION	Q'TY	REMARKS
1	32102-96J10	FLYWHEEL	1	
2	09103-12125	BOLT (12X26)	8	
3	09202-06031	PIN (6X12)	1	
4	32120-96J00	COIL, BATTERY CHARGING	1	
5	32160-88L00	COIL, IGNITION TIMING	1	
6	09106-05030	BOLT (5X10)	2	
7	33220-64L10	SENSOR, CAM POSITION	2	
8	07130-06167	BOLT	2	
9	09103-06231	BOLT (6X35)	4	
10	09403-13408	CLAMP	1	
11	01550-06127	BOLT	1	
12	11185-96J00	COVER, SENSOR	2	



FIG.310A

FIG.310A (2-K-12) RECTIFIER/IGNITION COIL (DF150T E01)

REF NO.	PART NO.	DESCRIPTION	Q'TY	REMARKS
1	32800-96J00	RECTIFIER & REGULATOR ASSY	1	
2	32805-96J00	GASKET, RECTIFIER & REGULATOR	1	
3	32890-96J00	HOLDER, ELECTRIC PARTS	1	
4	09169-06062	WASHER	2	
5	09320-09016	CUSHION	4	
6	01550-06257	BOLT	2	
7	01550-06257	BOLT	6	
8	33410-93J00	COIL ASSY, IGNITION	4	
9	01550-06207	BOLT	4	

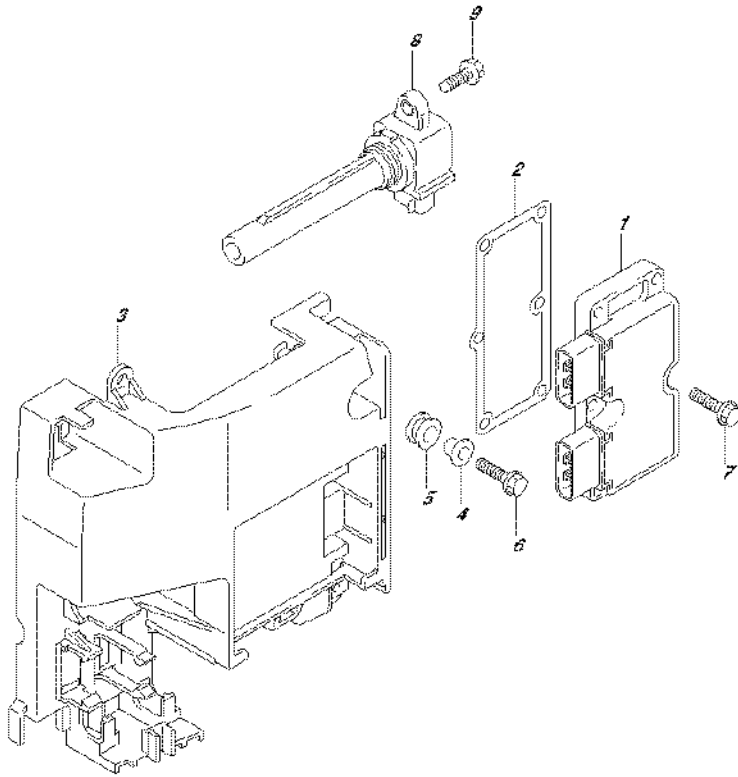


FIG.310B

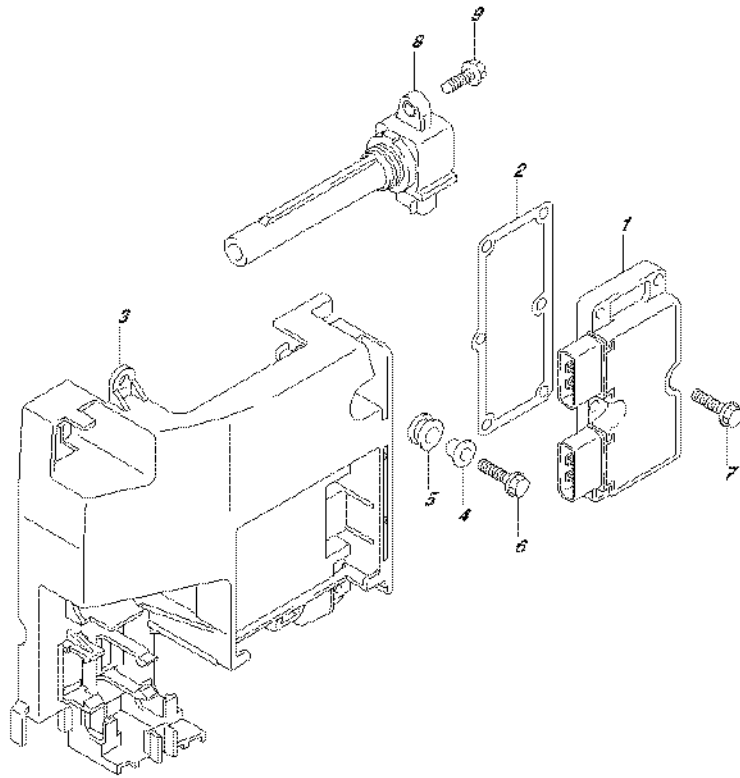


FIG.310B (2-K-13) RECTIFIER/IGNITION COIL (DF150T E40)

REF NO.	PART NO.	DESCRIPTION	Q'TY	REMARKS
1	32800-96J00	RECTIFIER & REGULATOR ASSY	1	
2	32805-96J00	GASKET, RECTIFIER & REGULATOR	1	
3	32890-96J00	HOLDER, ELECTRIC PARTS	1	
4	09169-06062	WASHER	2	
5	09320-09016	CUSHION	4	
6	01550-06257	BOLT	2	
7	01550-06257	BOLT	6	
8	33410-93J00	COIL ASSY, IGNITION	4	
9	01550-06207	BOLT	4	



FIG.310C

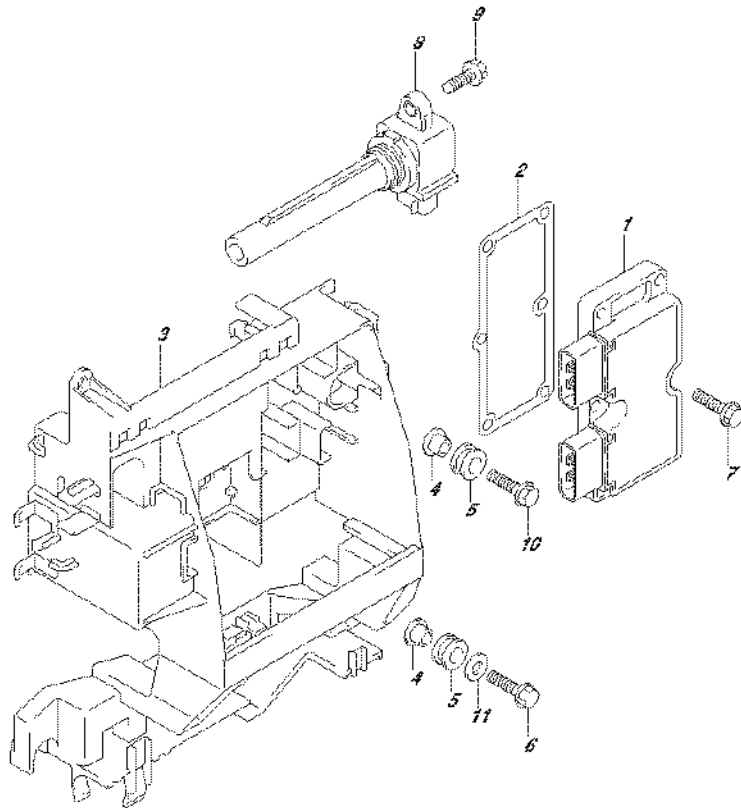


FIG.310C (2-K-14) RECTIFIER/IGNITION COIL (DF150TG E01)

REF NO.	PART NO.	DESCRIPTION	Q'TY	REMARKS
1	32800-96J00	RECTIFIER & REGULATOR ASSY	1	
2	32805-96J00	GASKET, RECTIFIER & REGULATOR	1	
3	32890-96J20	HOLDER, ELECTRIC PARTS	1	
4	09169-06062	WASHER	2	
5	09320-09016	CUSHION	4	
6	01550-06257	BOLT	1	
7	01550-06257	BOLT	6	
8	33410-93J00	COIL ASSY, IGNITION	4	
9	01550-06207	BOLT	4	
10	09116-06202	BOLT (6X25)	1	
11	09160-06084	WASHER (6.5X18X1.6)	1	



FIG.310D

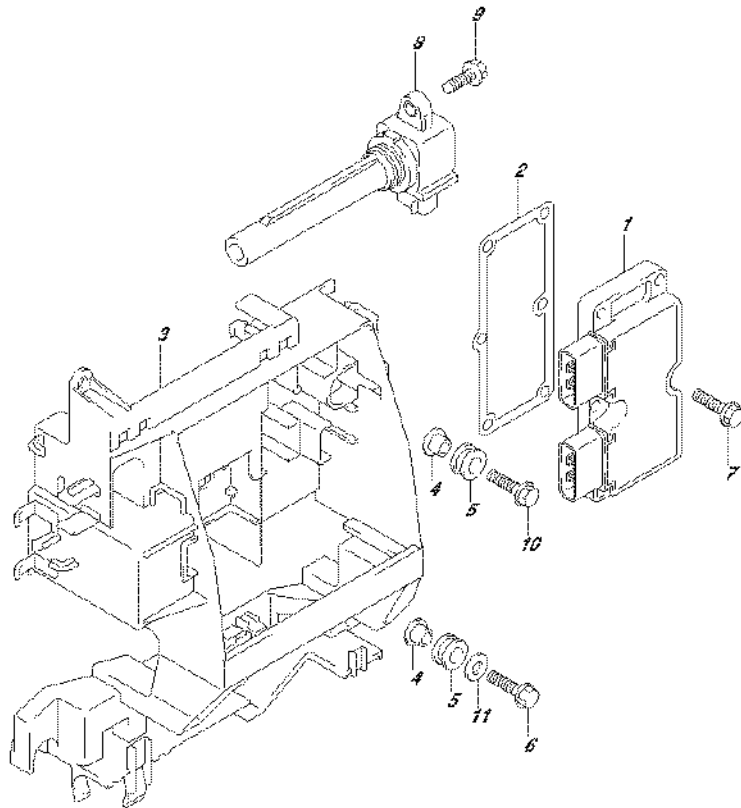


FIG.310D (2-K-15) RECTIFIER/IGNITION COIL (DF150TG E40)

REF NO.	PART NO.	DESCRIPTION	Q'TY	REMARKS
1	32800-96J00	RECTIFIER & REGULATOR ASSY	1	
2	32805-96J00	GASKET, RECTIFIER & REGULATOR	1	
3	32890-96J20	HOLDER, ELECTRIC PARTS	1	
4	09169-06062	WASHER	2	
5	09320-09016	CUSHION	4	
6	01550-06257	BOLT	1	
7	01550-06257	BOLT	6	
8	33410-93J00	COIL ASSY, IGNITION	4	
9	01550-06207	BOLT	4	
10	09116-06202	BOLT (6X25)	1	
11	09160-06084	WASHER (6.5X18X1.6)	1	



FIG.310E

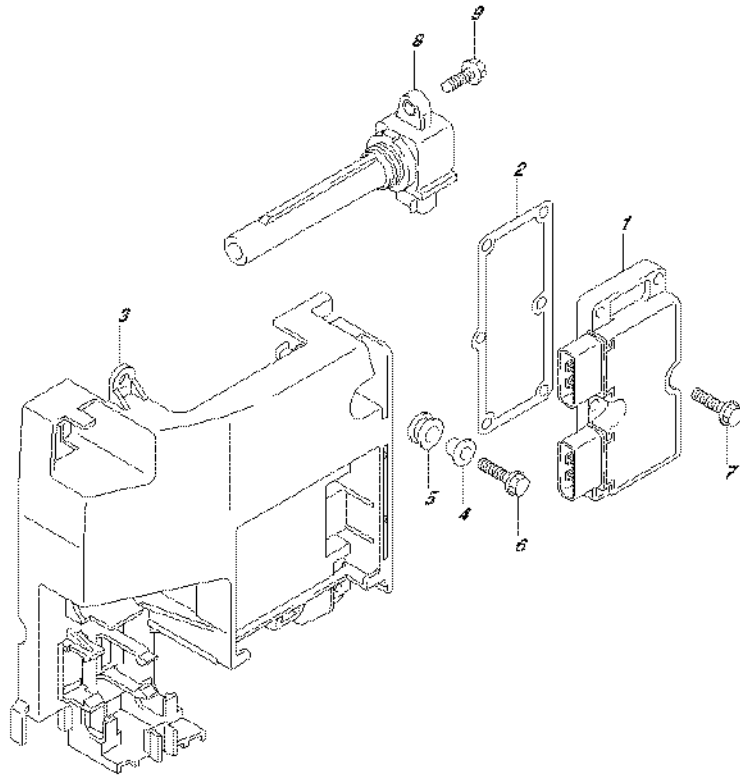


FIG.310E (2-L-2) RECTIFIER/IGNITION COIL (DF150Z E01)

REF NO.	PART NO.	DESCRIPTION	Q'TY	REMARKS
1	32800-96J00	RECTIFIER & REGULATOR ASSY	1	
2	32805-96J00	GASKET, RECTIFIER & REGULATOR	1	
3	32890-96J00	HOLDER, ELECTRIC PARTS	1	
4	09169-06062	WASHER	2	
5	09320-09016	CUSHION	4	
6	01550-06257	BOLT	2	
7	01550-06257	BOLT	6	
8	33410-93J00	COIL ASSY, IGNITION	4	
9	01550-06207	BOLT	4	



FIG.310F

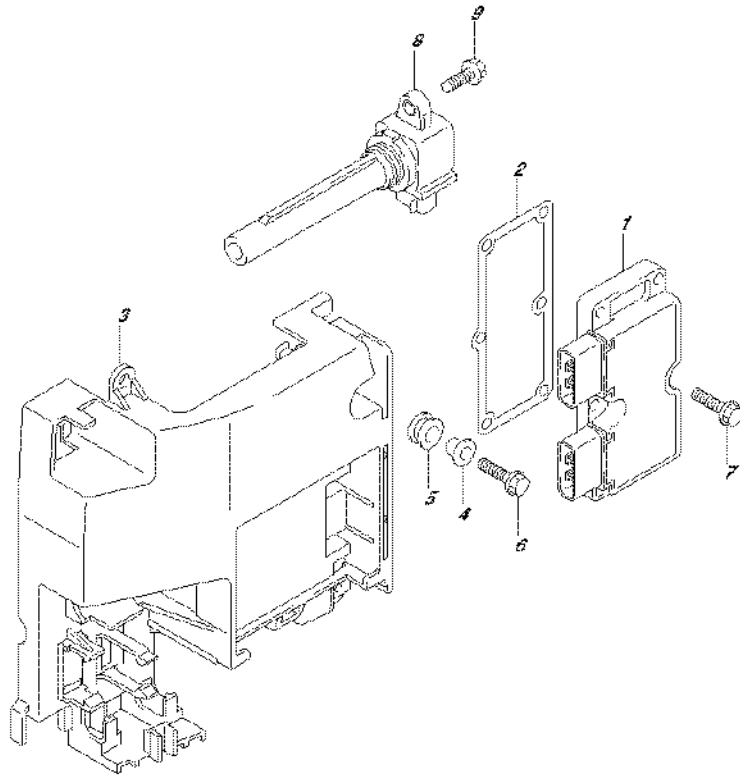


FIG.310F (2-L-3) RECTIFIER/IGNITION COIL (DF150Z E40)

REF NO.	PART NO.	DESCRIPTION	Q'TY	REMARKS
1	32800-96J00	RECTIFIER & REGULATOR ASSY	1	
2	32805-96J00	GASKET, RECTIFIER & REGULATOR	1	
3	32890-96J00	HOLDER, ELECTRIC PARTS	1	
4	09169-06062	WASHER	2	
5	09320-09016	CUSHION	4	
6	01550-06257	BOLT	2	
7	01550-06257	BOLT	6	
8	33410-93J00	COIL ASSY, IGNITION	4	
9	01550-06207	BOLT	4	



FIG.310G

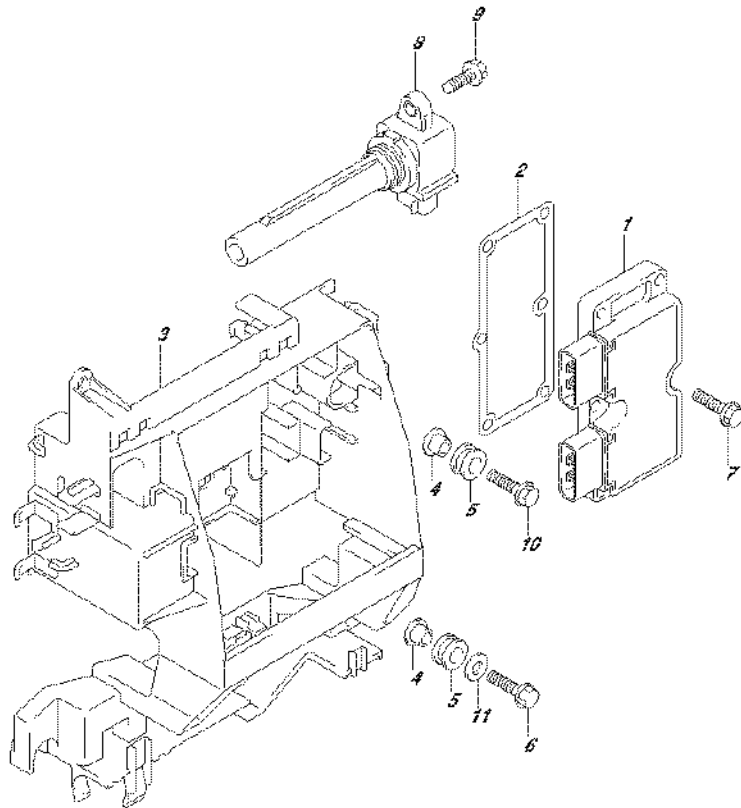


FIG.310G (2-L-4) RECTIFIER/IGNITION COIL (DF150ZG E01)

REF NO.	PART NO.	DESCRIPTION	Q'TY	REMARKS
1	32800-96J00	RECTIFIER & REGULATOR ASSY	1	
2	32805-96J00	GASKET, RECTIFIER & REGULATOR	1	
3	32890-96J20	HOLDER, ELECTRIC PARTS	1	
4	09169-06062	WASHER	2	
5	09320-09016	CUSHION	4	
6	01550-06257	BOLT	1	
7	01550-06257	BOLT	6	
8	33410-93J00	COIL ASSY, IGNITION	4	
9	01550-06207	BOLT	4	
10	09116-06202	BOLT (6X25)	1	
11	09160-06084	WASHER (6.5X18X1.6)	1	



FIG.310H

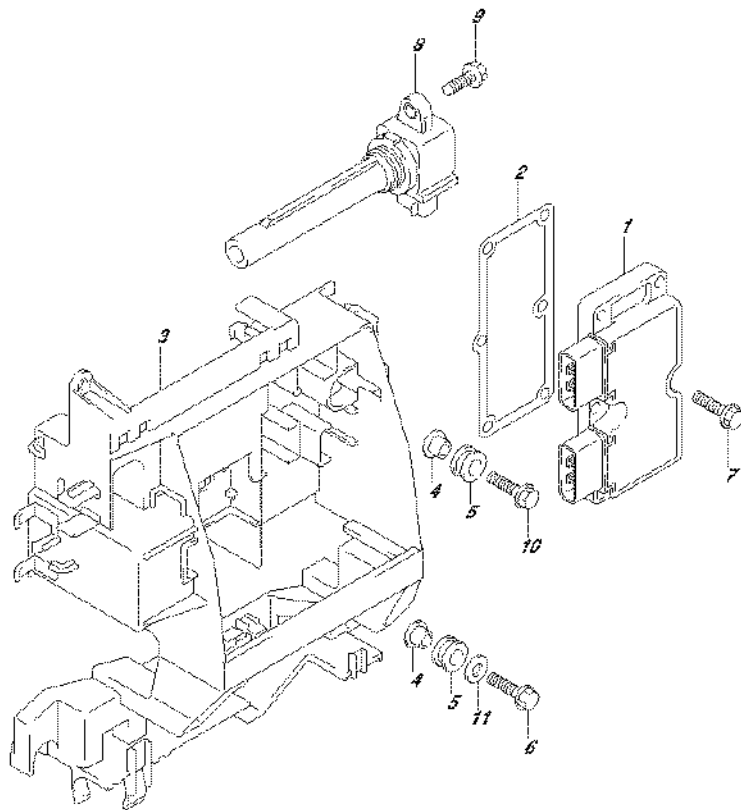


FIG.310H (2-L-5) RECTIFIER/IGNITION COIL (DF150ZG E40)

REF NO.	PART NO.	DESCRIPTION	Q'TY	REMARKS
1	32800-96J00	RECTIFIER & REGULATOR ASSY	1	
2	32805-96J00	GASKET, RECTIFIER & REGULATOR	1	
3	32890-96J20	HOLDER, ELECTRIC PARTS	1	
4	09169-06062	WASHER	2	
5	09320-09016	CUSHION	4	
6	01550-06257	BOLT	1	
7	01550-06257	BOLT	6	
8	33410-93J00	COIL ASSY, IGNITION	4	
9	01550-06207	BOLT	4	
10	09116-06202	BOLT (6X25)	1	
11	09160-06084	WASHER (6.5X18X1.6)	1	



FIG.310J

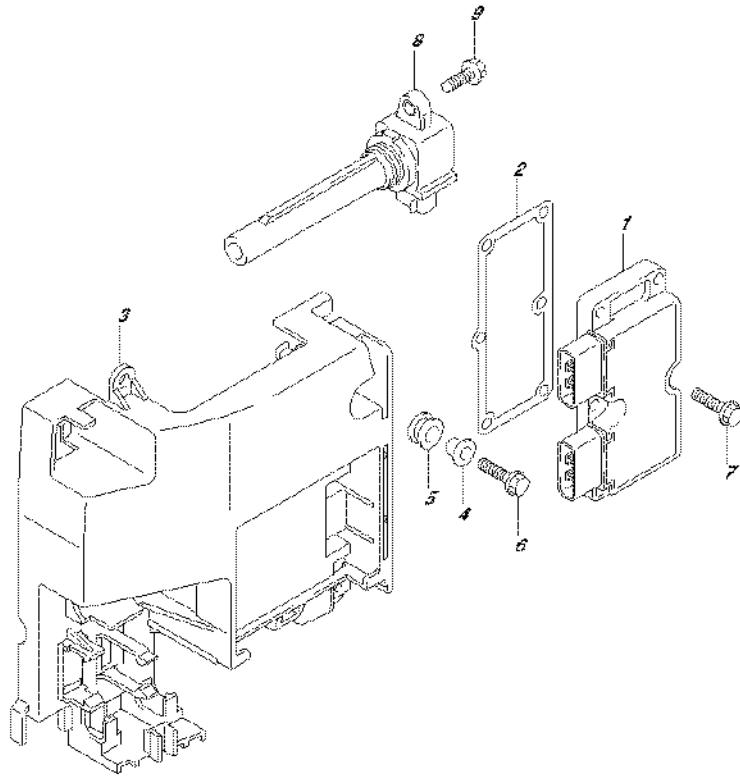


FIG.310J (2-L-6) RECTIFIER/IGNITION COIL (DF175T E01)

REF NO.	PART NO.	DESCRIPTION	Q'TY	REMARKS
1	32800-96J00	RECTIFIER & REGULATOR ASSY	1	
2	32805-96J00	GASKET, RECTIFIER & REGULATOR	1	
3	32890-96J00	HOLDER, ELECTRIC PARTS	1	
4	09169-06062	WASHER	2	
5	09320-09016	CUSHION	4	
6	01550-06257	BOLT	2	
7	01550-06257	BOLT	6	
8	33410-93J00	COIL ASSY, IGNITION	4	
9	01550-06207	BOLT	4	



FIG.310K

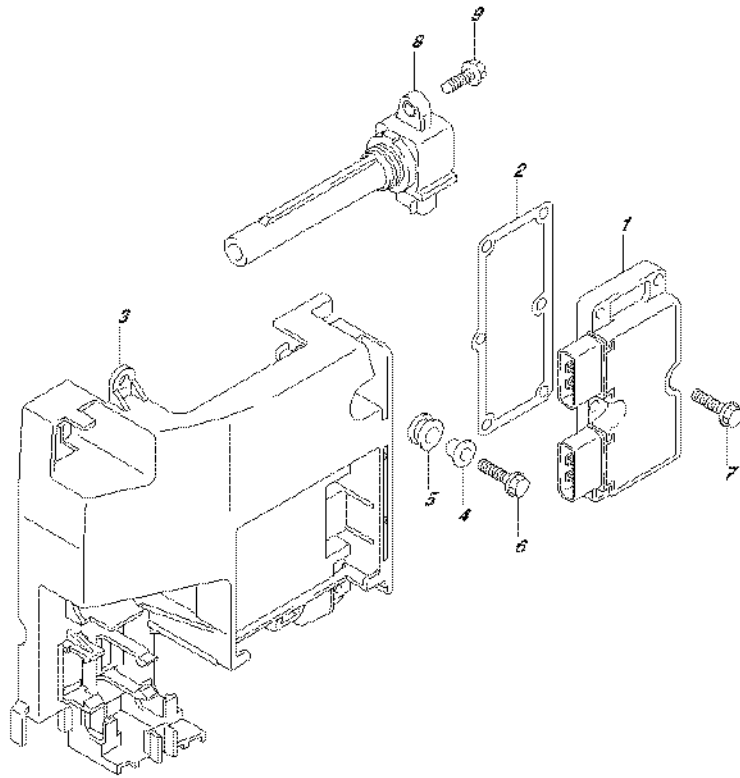


FIG.310K (2-L-7) RECTIFIER/IGNITION COIL (DF175T E40)

REF NO.	PART NO.	DESCRIPTION	Q'TY	REMARKS
1	32800-96J00	RECTIFIER & REGULATOR ASSY	1	
2	32805-96J00	GASKET, RECTIFIER & REGULATOR	1	
3	32890-96J00	HOLDER, ELECTRIC PARTS	1	
4	09169-06062	WASHER	2	
5	09320-09016	CUSHION	4	
6	01550-06257	BOLT	2	
7	01550-06257	BOLT	6	
8	33410-93J00	COIL ASSY, IGNITION	4	
9	01550-06207	BOLT	4	



FIG.310L

FIG.310L (2-L-8) RECTIFIER/IGNITION COIL (DF175TG E01)

REF NO.	PART NO.	DESCRIPTION	Q'TY	REMARKS
1	32800-96J00	RECTIFIER & REGULATOR ASSY	1	
2	32805-96J00	GASKET, RECTIFIER & REGULATOR	1	
3	32890-96J20	HOLDER, ELECTRIC PARTS	1	
4	09169-06062	WASHER	2	
5	09320-09016	CUSHION	4	
6	01550-06257	BOLT	1	
7	01550-06257	BOLT	6	
8	33410-93J00	COIL ASSY, IGNITION	4	
9	01550-06207	BOLT	4	
10	09116-06202	BOLT (6X25)	1	
11	09160-06084	WASHER (6.5X18X1.6)	1	

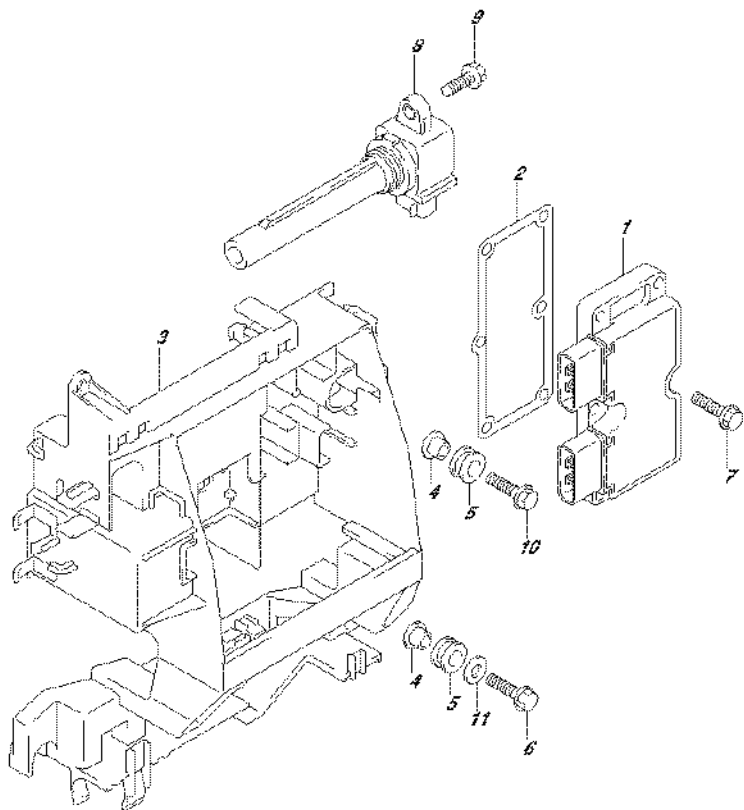


FIG.310M

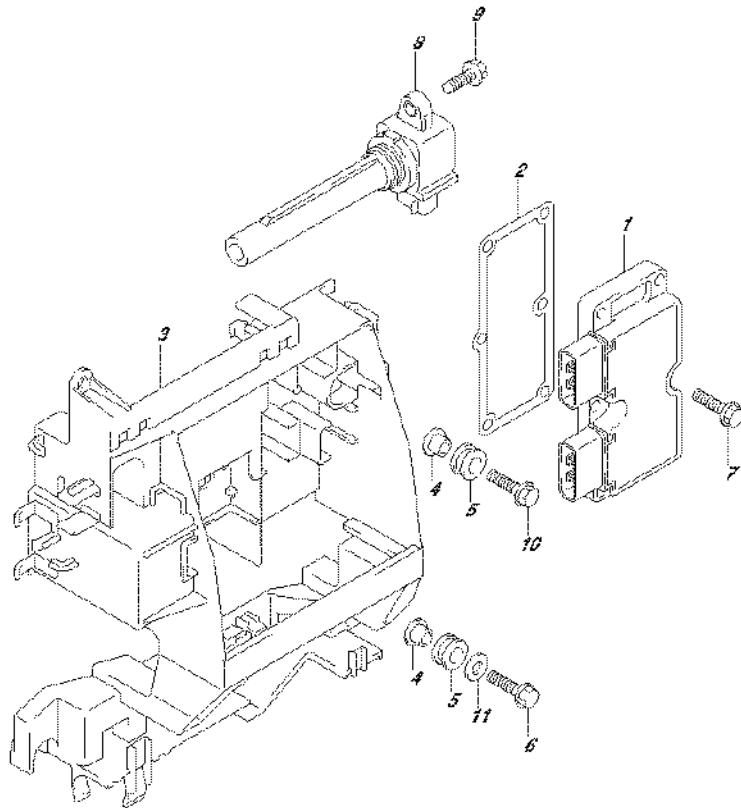


FIG.310M (2-L-9) RECTIFIER/IGNITION COIL (DF175TG E40)

REF NO.	PART NO.	DESCRIPTION	Q'TY	REMARKS
1	32800-96J00	RECTIFIER & REGULATOR ASSY	1	
2	32805-96J00	GASKET, RECTIFIER & REGULATOR	1	
3	32890-96J20	HOLDER, ELECTRIC PARTS	1	
4	09169-06062	WASHER	2	
5	09320-09016	CUSHION	4	
6	01550-06257	BOLT	1	
7	01550-06257	BOLT	6	
8	33410-93J00	COIL ASSY, IGNITION	4	
9	01550-06207	BOLT	4	
10	09116-06202	BOLT (6X25)	1	
11	09160-06084	WASHER (6.5X18X1.6)	1	



FIG.310N

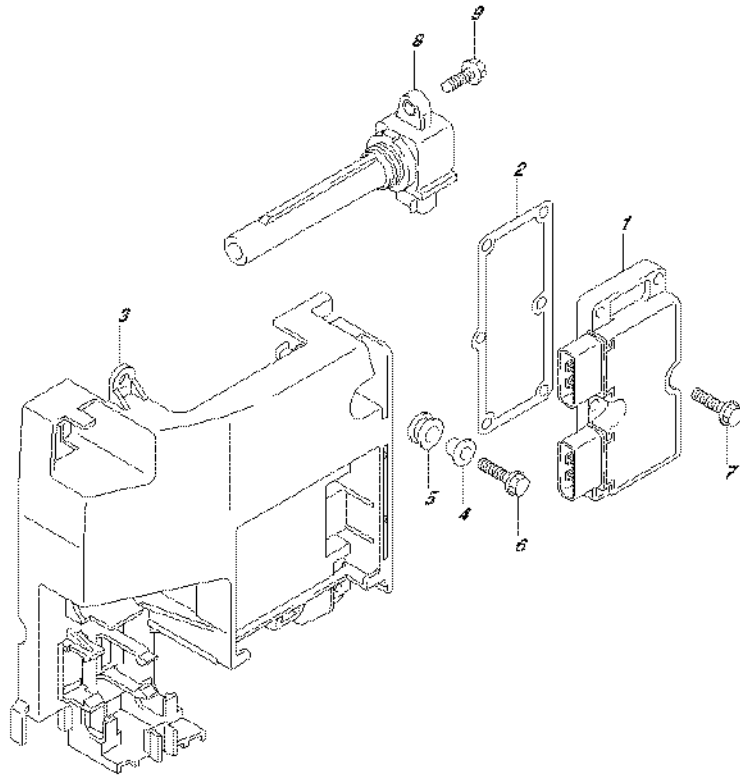


FIG.310N (2-L-10) RECTIFIER/IGNITION COIL (DF175Z E01)

REF NO.	PART NO.	DESCRIPTION	Q'TY	REMARKS
1	32800-96J00	RECTIFIER & REGULATOR ASSY	1	
2	32805-96J00	GASKET, RECTIFIER & REGULATOR	1	
3	32890-96J00	HOLDER, ELECTRIC PARTS	1	
4	09169-06062	WASHER	2	
5	09320-09016	CUSHION	4	
6	01550-06257	BOLT	2	
7	01550-06257	BOLT	6	
8	33410-93J00	COIL ASSY, IGNITION	4	
9	01550-06207	BOLT	4	



FIG.310P

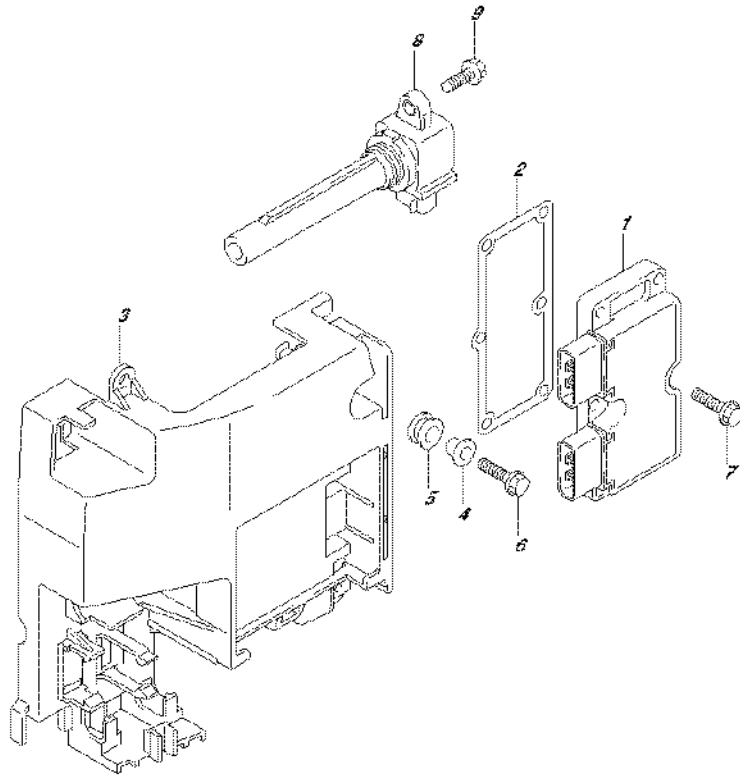


FIG.310P (2-L-11) RECTIFIER/IGNITION COIL (DF175Z E40)

REF NO.	PART NO.	DESCRIPTION	Q'TY	REMARKS
1	32800-96J00	RECTIFIER & REGULATOR ASSY	1	
2	32805-96J00	GASKET, RECTIFIER & REGULATOR	1	
3	32890-96J00	HOLDER, ELECTRIC PARTS	1	
4	09169-06062	WASHER	2	
5	09320-09016	CUSHION	4	
6	01550-06257	BOLT	2	
7	01550-06257	BOLT	6	
8	33410-93J00	COIL ASSY, IGNITION	4	
9	01550-06207	BOLT	4	



FIG.310R

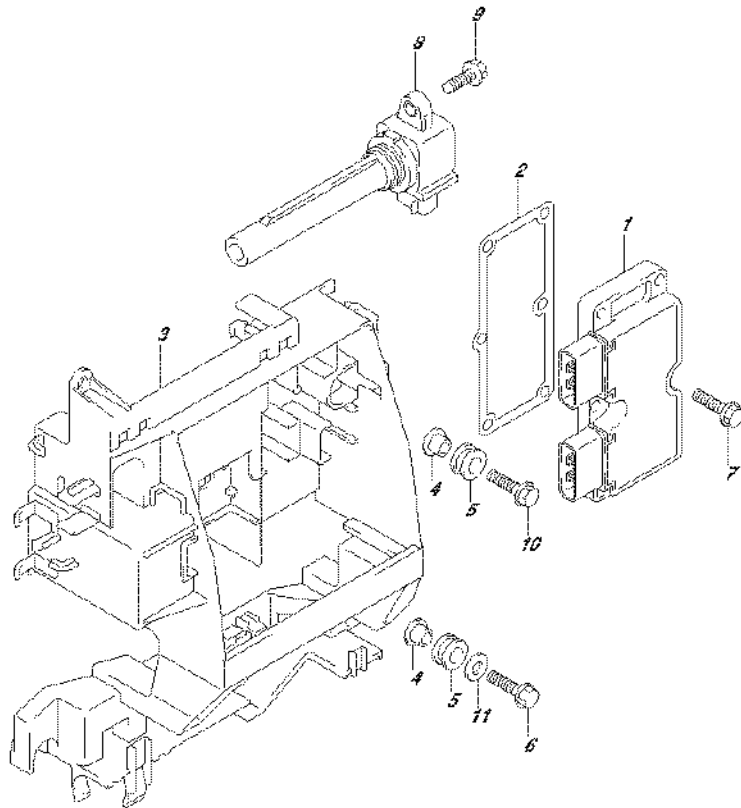


FIG.310R (2-L-12) RECTIFIER/IGNITION COIL (DF175ZG E01)

REF NO.	PART NO.	DESCRIPTION	Q'TY	REMARKS
1	32800-96J00	RECTIFIER & REGULATOR ASSY	1	
2	32805-96J00	GASKET, RECTIFIER & REGULATOR	1	
3	32890-96J20	HOLDER, ELECTRIC PARTS	1	
4	09169-06062	WASHER	2	
5	09320-09016	CUSHION	4	
6	01550-06257	BOLT	1	
7	01550-06257	BOLT	6	
8	33410-93J00	COIL ASSY, IGNITION	4	
9	01550-06207	BOLT	4	
10	09116-06202	BOLT (6X25)	1	
11	09160-06084	WASHER (6.5X18X1.6)	1	



FIG.310S

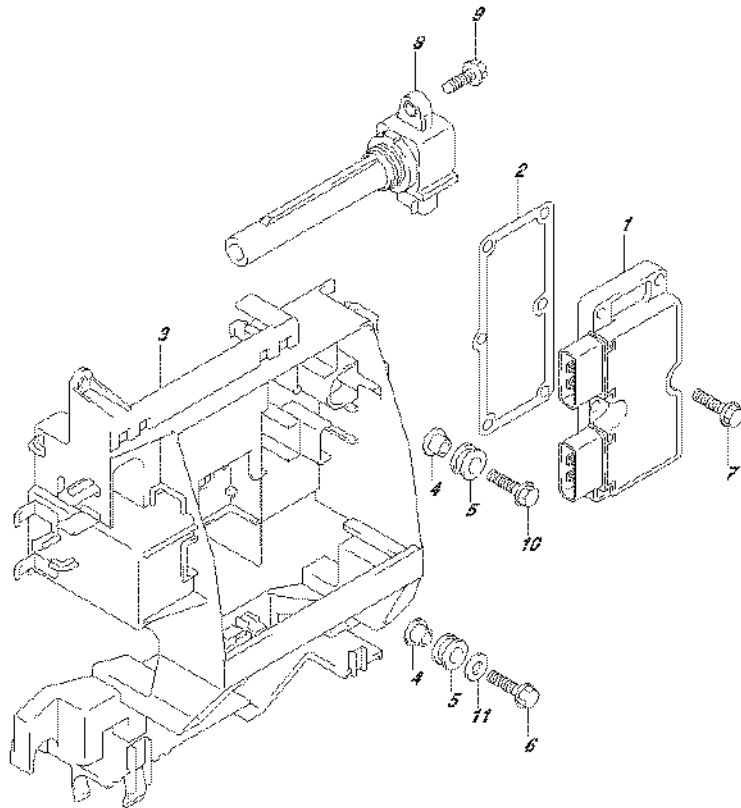


FIG.310S (2-L-13) RECTIFIER/IGNITION COIL (DF175ZG E40)

REF NO.	PART NO.	DESCRIPTION	Q'TY	REMARKS
1	32800-96J00	RECTIFIER & REGULATOR ASSY	1	
2	32805-96J00	GASKET, RECTIFIER & REGULATOR	1	
3	32890-96J20	HOLDER, ELECTRIC PARTS	1	
4	09169-06062	WASHER	2	
5	09320-09016	CUSHION	4	
6	01550-06257	BOLT	1	
7	01550-06257	BOLT	6	
8	33410-93J00	COIL ASSY, IGNITION	4	
9	01550-06207	BOLT	4	
10	09116-06202	BOLT (6X25)	1	
11	09160-06084	WASHER (6.5X18X1.6)	1	



FIG.315A

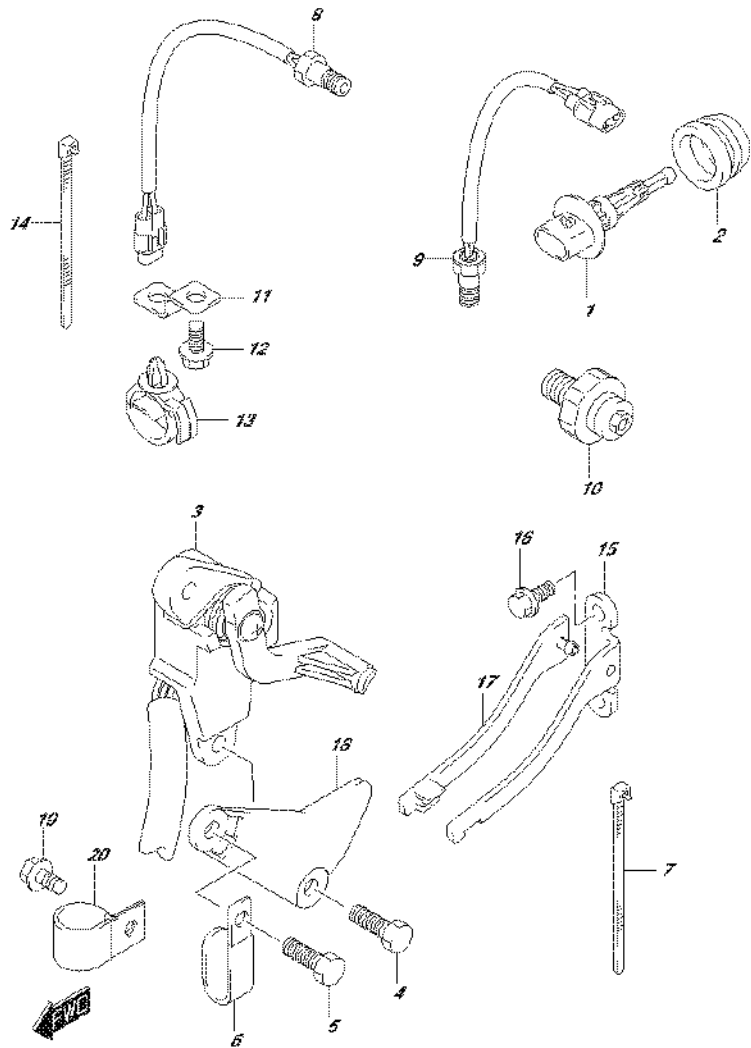


FIG.315A (2-L-14) SENSOR (DF150T E01)

REF NO.	PART NO.	DESCRIPTION	Q'TY	REMARKS
1	13650-52G00	SENSOR, INLET AIR TEMP	1	
2	13655-87J00	GROMMET, AIR TEMP SENSOR	1	
3	34801-99E04	SENDER ASSY, TRIM	1	
4	09103-06093	BOLT (6X20)	2	
5	09103-06093	BOLT (6X20)	1	
6	29404-93J10	CLAMP, TRIM SENDER LEAD	1	
7	09407-14403	CLAMP (L:125)	1	
8	34830-87J20	SENSOR ASSY, EXHAUST TEMP	1	
9	34830-87J20	SENSOR ASSY, CYLINDER TEMP	1	
10	37820-99E01	SWITCH ASSY, OIL PRESSURE	1	
11	36617-93J10	BRACKET, PTT CABLE CLIP	1	
12	29103-93J00	BOLT, PTT CABLE CLIP BRACKET (6X12)	1	
13	09403-20307	CLAMP	1	
14	09407-14407	CLAMP (L:145)	2	
15	43117-96J00	CAM, TRIM SENDER	1	
16	09116-05010	BOLT (5X12)	2	
17	43118-96J00	PLATE, TRIM SENDER CAM	1	
18	41118-96J00	PLATE, TRIM SENDER	1	
19	29103-93J00	BOLT	1	
20	09403-19409	CLAMP	1	

FIG.315B

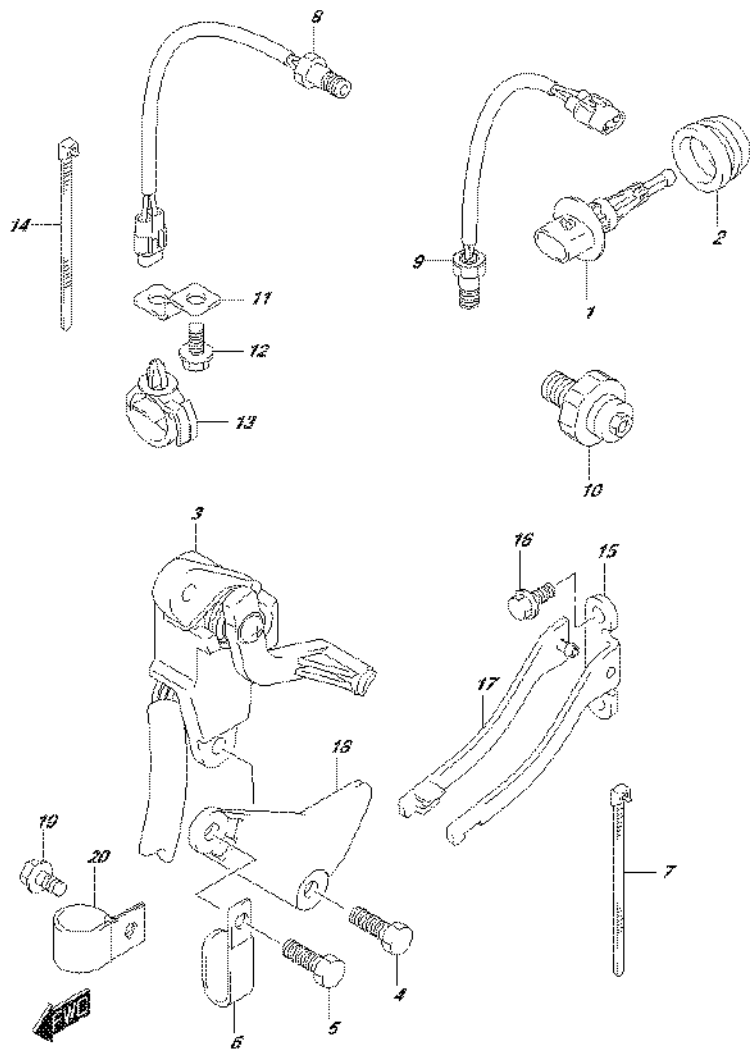


FIG.315B (2-L-15) SENSOR (DF150T E40)

REF NO.	PART NO.	DESCRIPTION	Q'TY	REMARKS
1	13650-52G00	SENSOR, INLET AIR TEMP	1	
2	13655-87J00	GROMMET, AIR TEMP SENSOR	1	
3	34801-99E04	SENDER ASSY, TRIM	1	
4	09103-06093	BOLT (6X20)	2	
5	09103-06093	BOLT (6X20)	1	
6	29404-93J10	CLAMP, TRIM SENDER LEAD	1	
7	09407-14403	CLAMP (L:125)	1	
8	34830-87J20	SENSOR ASSY, EXHAUST TEMP	1	
9	34830-87J20	SENSOR ASSY, CYLINDER TEMP	1	
10	37820-99E01	SWITCH ASSY, OIL PRESSURE	1	
11	36617-93J10	BRACKET, PTT CABLE CLIP	1	
12	29103-93J00	BOLT, PTT CABLE CLIP BRACKET (6X12)	1	
13	09403-20307	CLAMP	1	
14	09407-14407	CLAMP (L:145)	2	
15	43117-96J00	CAM, TRIM SENDER	1	
16	09116-05010	BOLT (5X12)	2	
17	43118-96J00	PLATE, TRIM SENDER CAM	1	
18	41118-96J00	PLATE, TRIM SENDER	1	
19	29103-93J00	BOLT	1	
20	09403-19409	CLAMP	1	

FIG.315C

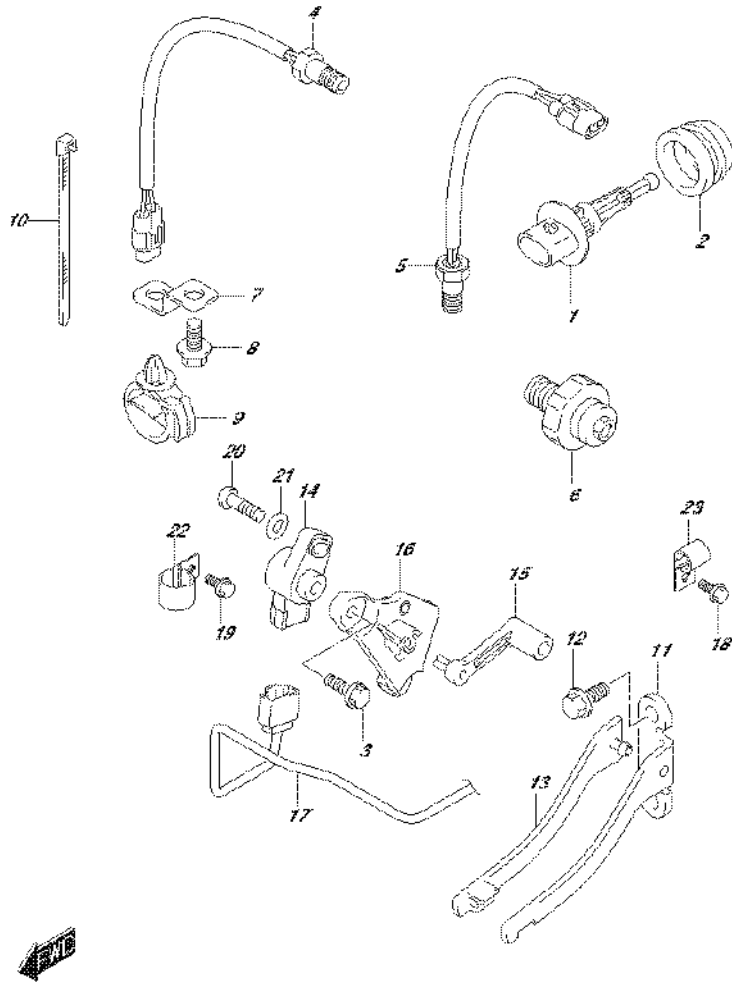


FIG.315C (3-B-2) SENSOR (DF150TG E01)

REF NO.	PART NO.	DESCRIPTION	Q'TY	REMARKS
1	13650-52G00	SENSOR, INLET AIR TEMP	1	
2	13655-96J00	GROMMET, AIR TEMP SENSOR	1	
3	09103-06093	BOLT (6X20)	2	
4	34830-87J20	SENSOR ASSY, EXHAUST TEMP	1	
5	34830-87J20	SENSOR ASSY, CYLINDER TEMP	1	
6	37820-99E01	SWITCH ASSY, OIL PRESSURE	1	
7	36617-93J10	BRACKET, PTT CABLE CLIP	1	
8	29103-93J00	BOLT, PTT CABLE CLIP BRACKET (6X12)	1	
9	09403-20307	CLAMP	1	
10	09407-14407	CLAMP (L:145)	2	
11	43117-96J00	CAM, TRIM SENDER	1	
12	09116-05010	BOLT (5X12)	2	
13	43118-96J00	PLATE, TRIM SENDER CAM	1	
14	34840-98J11	SENSOR ASSY, TRIM	1	
15	34841-96J00	LEVER, TRIM SENSOR	1	
16	34845-96J00	BRACKET, TRIM SENSOR	1	
17	36611-96J00	WIRE, TRIM SENSOR	1	
18	29103-93J00	BOLT	1	
19	09103-06307	BOLT (6X10)	1	
20	09125-05048	SCREW (5X16)	1	
21	09160-05029	WASHER (5.5X12X0.8)	1	
22	09403-13408	CLAMP	1	
23	09403-19409	CLAMP	1	

FIG.315D

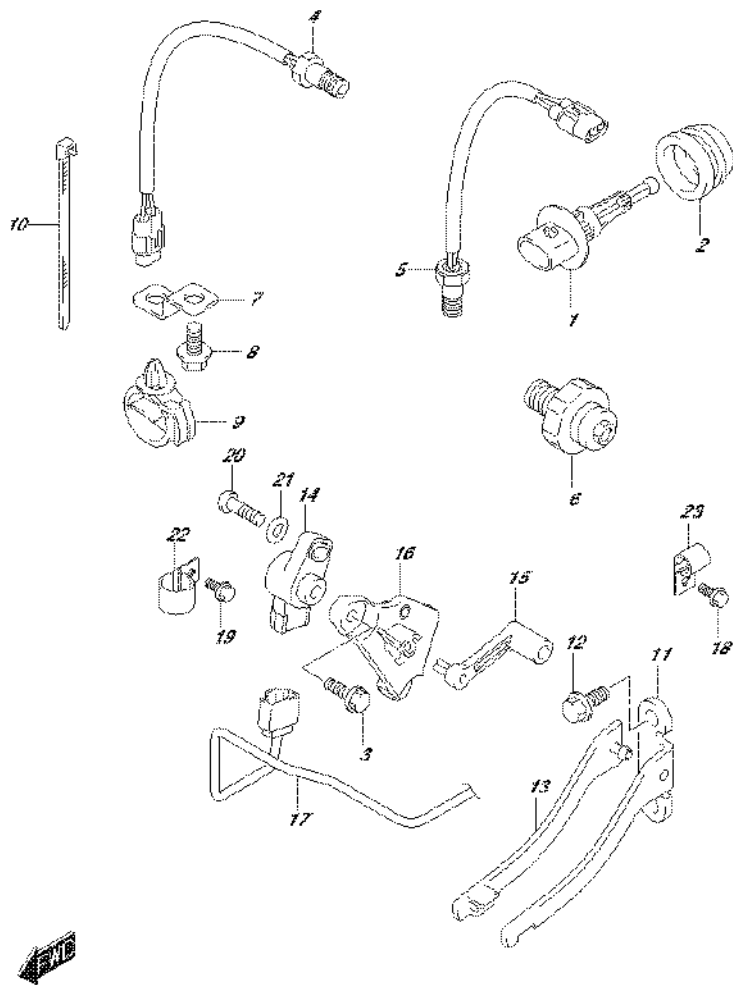


FIG.315D (3-B-3) SENSOR (DF150TG E40)

REF NO.	PART NO.	DESCRIPTION	Q'TY	REMARKS
1	13650-52G00	SENSOR, INLET AIR TEMP	1	
2	13655-96J00	GROMMET, AIR TEMP SENSOR	1	
3	09103-06093	BOLT (6X20)	2	
4	34830-87J20	SENSOR ASSY, EXHAUST TEMP	1	
5	34830-87J20	SENSOR ASSY, CYLINDER TEMP	1	
6	37820-99E01	SWITCH ASSY, OIL PRESSURE	1	
7	36617-93J10	BRACKET, PTT CABLE CLIP	1	
8	29103-93J00	BOLT, PTT CABLE CLIP BRACKET (6X12)	1	
9	09403-20307	CLAMP	1	
10	09407-14407	CLAMP (L:145)	2	
11	43117-96J00	CAM, TRIM SENDER	1	
12	09116-05010	BOLT (5X12)	2	
13	43118-96J00	PLATE, TRIM SENDER CAM	1	
14	34840-98J11	SENSOR ASSY, TRIM	1	
15	34841-96J00	LEVER, TRIM SENSOR	1	
16	34845-96J00	BRACKET, TRIM SENSOR	1	
17	36611-96J00	WIRE, TRIM SENSOR	1	
18	29103-93J00	BOLT	1	
19	09103-06307	BOLT (6X10)	1	
20	09125-05048	SCREW (5X16)	1	
21	09160-05029	WASHER (5.5X12X0.8)	1	
22	09403-13408	CLAMP	1	
23	09403-19409	CLAMP	1	

FIG.315E

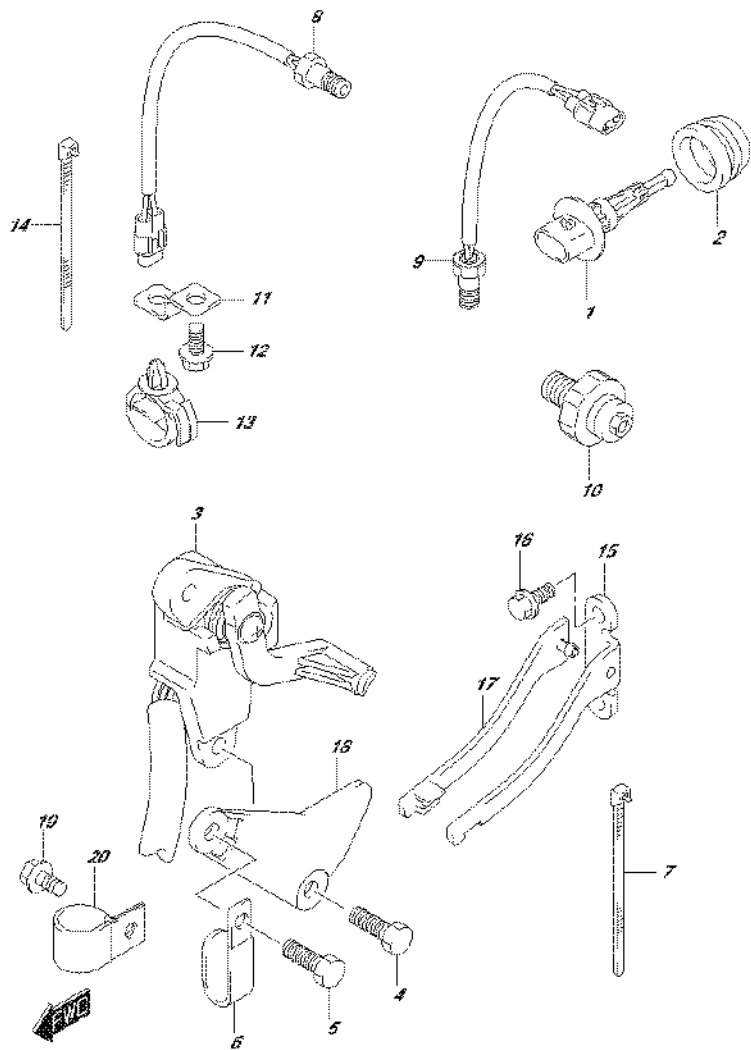


FIG.315E (3-B-4) SENSOR (DF150Z E01)

REF NO.	PART NO.	DESCRIPTION	Q'TY	REMARKS
1	13650-52G00	SENSOR, INLET AIR TEMP	1	
2	13655-87J00	GROMMET, AIR TEMP SENSOR	1	
3	34801-99E04	SENDER ASSY, TRIM	1	
4	09103-06093	BOLT (6X20)	2	
5	09103-06093	BOLT (6X20)	1	
6	29404-93J10	CLAMP, TRIM SENDER LEAD	1	
7	09407-14403	CLAMP (L:125)	1	
8	34830-87J20	SENSOR ASSY, EXHAUST TEMP	1	
9	34830-87J20	SENSOR ASSY, CYLINDER TEMP	1	
10	37820-99E01	SWITCH ASSY, OIL PRESSURE	1	
11	36617-93J10	BRACKET, PTT CABLE CLIP	1	
12	29103-93J00	BOLT, PTT CABLE CLIP BRACKET (6X12)	1	
13	09403-20307	CLAMP	1	
14	09407-14407	CLAMP (L:145)	2	
15	43117-96J00	CAM, TRIM SENDER	1	
16	09116-05010	BOLT (5X12)	2	
17	43118-96J00	PLATE, TRIM SENDER CAM	1	
18	41118-96J00	PLATE, TRIM SENDER	1	
19	29103-93J00	BOLT	1	
20	09403-19409	CLAMP	1	

FIG.315F

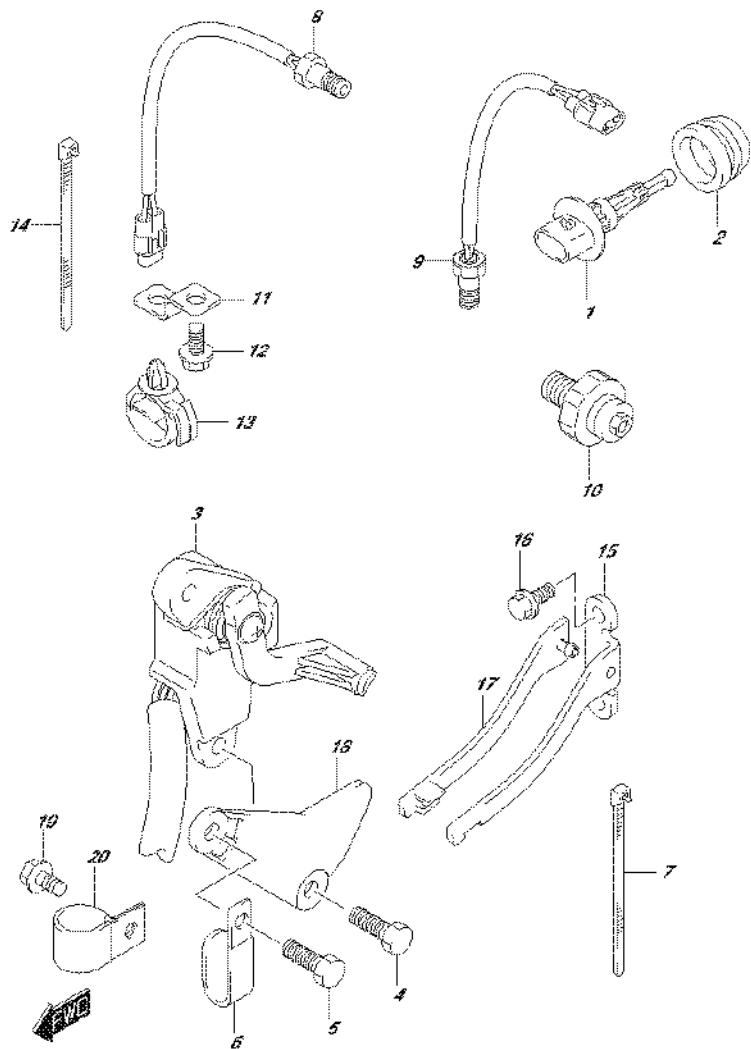


FIG.315F (3-B-5) SENSOR (DF150Z E40)

REF NO.	PART NO.	DESCRIPTION	Q'TY	REMARKS
1	13650-52G00	SENSOR, INLET AIR TEMP	1	
2	13655-87J00	GROMMET, AIR TEMP SENSOR	1	
3	34801-99E04	SENDER ASSY, TRIM	1	
4	09103-06093	BOLT (6X20)	2	
5	09103-06093	BOLT (6X20)	1	
6	29404-93J10	CLAMP, TRIM SENDER LEAD	1	
7	09407-14403	CLAMP (L:125)	1	
8	34830-87J20	SENSOR ASSY, EXHAUST TEMP	1	
9	34830-87J20	SENSOR ASSY, CYLINDER TEMP	1	
10	37820-99E01	SWITCH ASSY, OIL PRESSURE	1	
11	36617-93J10	BRACKET, PTT CABLE CLIP	1	
12	29103-93J00	BOLT, PTT CABLE CLIP BRACKET (6X12)	1	
13	09403-20307	CLAMP	1	
14	09407-14407	CLAMP (L:145)	2	
15	43117-96J00	CAM, TRIM SENDER	1	
16	09116-05010	BOLT (5X12)	2	
17	43118-96J00	PLATE, TRIM SENDER CAM	1	
18	41118-96J00	PLATE, TRIM SENDER	1	
19	29103-93J00	BOLT	1	
20	09403-19409	CLAMP	1	

FIG.315G

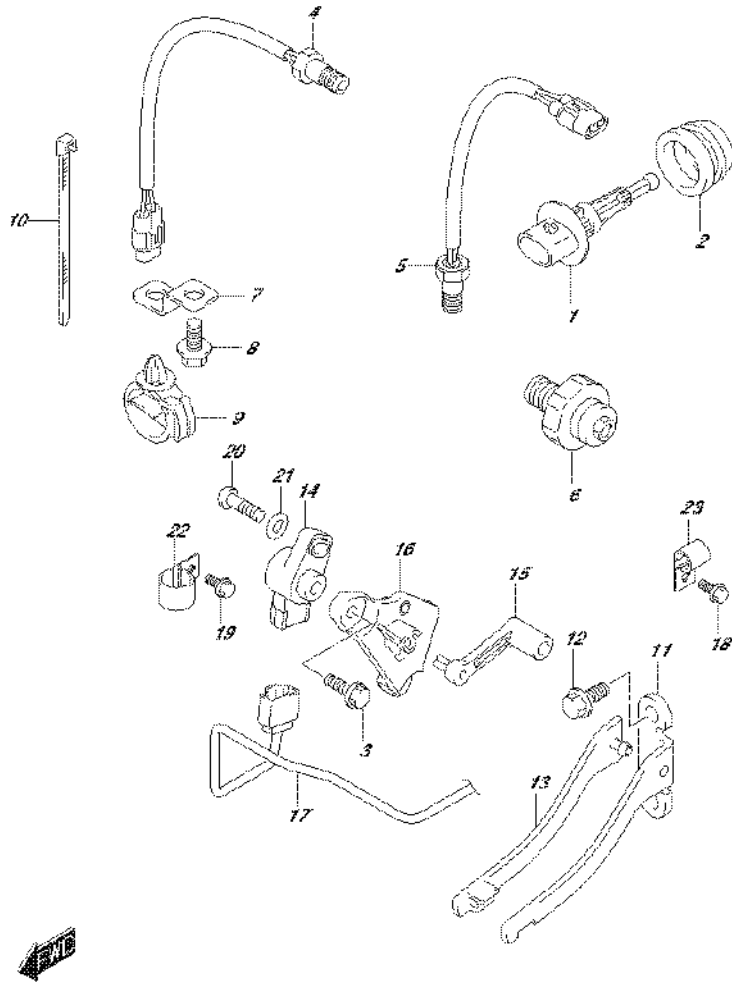


FIG.315G (3-B-6) SENSOR (DF150ZG E01)

REF NO.	PART NO.	DESCRIPTION	Q'TY	REMARKS
1	13650-52G00	SENSOR, INLET AIR TEMP	1	
2	13655-96J00	GROMMET, AIR TEMP SENSOR	1	
3	09103-06093	BOLT (6X20)	2	
4	34830-87J20	SENSOR ASSY, EXHAUST TEMP	1	
5	34830-87J20	SENSOR ASSY, CYLINDER TEMP	1	
6	37820-99E01	SWITCH ASSY, OIL PRESSURE	1	
7	36617-93J10	BRACKET, PTT CABLE CLIP	1	
8	29103-93J00	BOLT, PTT CABLE CLIP BRACKET (6X12)	1	
9	09403-20307	CLAMP	1	
10	09407-14407	CLAMP (L:145)	2	
11	43117-96J00	CAM, TRIM SENDER	1	
12	09116-05010	BOLT (5X12)	2	
13	43118-96J00	PLATE, TRIM SENDER CAM	1	
14	34840-98J11	SENSOR ASSY, TRIM	1	
15	34841-96J00	LEVER, TRIM SENSOR	1	
16	34845-96J00	BRACKET, TRIM SENSOR	1	
17	36611-96J00	WIRE, TRIM SENSOR	1	
18	29103-93J00	BOLT	1	
19	09103-06307	BOLT (6X10)	1	
20	09125-05048	SCREW (5X16)	1	
21	09160-05029	WASHER (5.5X12X0.8)	1	
22	09403-13408	CLAMP	1	
23	09403-19409	CLAMP	1	

FIG.315H

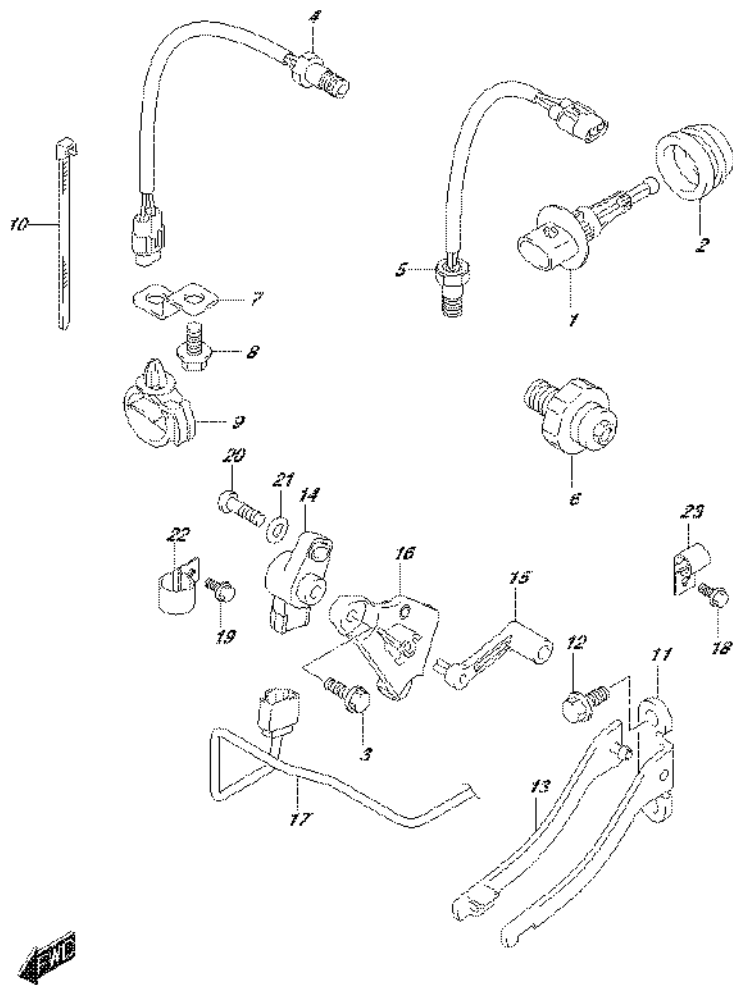


FIG.315H (3-B-7) SENSOR (DF150ZG E40)

REF NO.	PART NO.	DESCRIPTION	Q'TY	REMARKS
1	13650-52G00	SENSOR, INLET AIR TEMP	1	
2	13655-96J00	GROMMET, AIR TEMP SENSOR	1	
3	09103-06093	BOLT (6X20)	2	
4	34830-87J20	SENSOR ASSY, EXHAUST TEMP	1	
5	34830-87J20	SENSOR ASSY, CYLINDER TEMP	1	
6	37820-99E01	SWITCH ASSY, OIL PRESSURE	1	
7	36617-93J10	BRACKET, PTT CABLE CLIP	1	
8	29103-93J00	BOLT, PTT CABLE CLIP BRACKET (6X12)	1	
9	09403-20307	CLAMP	1	
10	09407-14407	CLAMP (L:145)	2	
11	43117-96J00	CAM, TRIM SENDER	1	
12	09116-05010	BOLT (5X12)	2	
13	43118-96J00	PLATE, TRIM SENDER CAM	1	
14	34840-98J11	SENSOR ASSY, TRIM	1	
15	34841-96J00	LEVER, TRIM SENSOR	1	
16	34845-96J00	BRACKET, TRIM SENSOR	1	
17	36611-96J00	WIRE, TRIM SENSOR	1	
18	29103-93J00	BOLT	1	
19	09103-06307	BOLT (6X10)	1	
20	09125-05048	SCREW (5X16)	1	
21	09160-05029	WASHER (5.5X12X0.8)	1	
22	09403-13408	CLAMP	1	
23	09403-19409	CLAMP	1	

FIG.315J

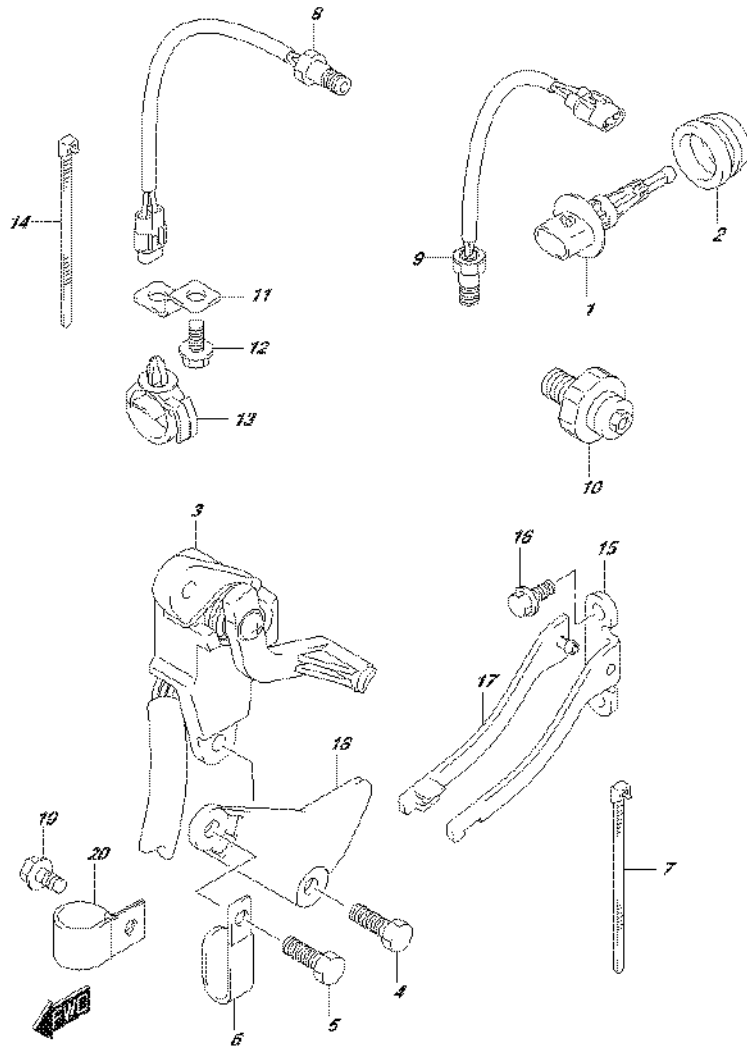


FIG.315J (3-B-8) SENSOR (DF175T E01)

REF NO.	PART NO.	DESCRIPTION	Q'TY	REMARKS
1	13650-52G00	SENSOR, INLET AIR TEMP	1	
2	13655-87J00	GROMMET, AIR TEMP SENSOR	1	
3	34801-99E04	SENDER ASSY, TRIM	1	
4	09103-06093	BOLT (6X20)	2	
5	09103-06093	BOLT (6X20)	1	
6	29404-93J10	CLAMP, TRIM SENDER LEAD	1	
7	09407-14403	CLAMP (L:125)	1	
8	34830-87J20	SENSOR ASSY, EXHAUST TEMP	1	
9	34830-87J20	SENSOR ASSY, CYLINDER TEMP	1	
10	37820-99E01	SWITCH ASSY, OIL PRESSURE	1	
11	36617-93J10	BRACKET, PTT CABLE CLIP	1	
12	29103-93J00	BOLT, PTT CABLE CLIP BRACKET (6X12)	1	
13	09403-20307	CLAMP	1	
14	09407-14407	CLAMP (L:145)	2	
15	43117-96J00	CAM, TRIM SENDER	1	
16	09116-05010	BOLT (5X12)	2	
17	43118-96J00	PLATE, TRIM SENDER CAM	1	
18	41118-96J00	PLATE, TRIM SENDER	1	
19	29103-93J00	BOLT	1	
20	09403-19409	CLAMP	1	

FIG.315K

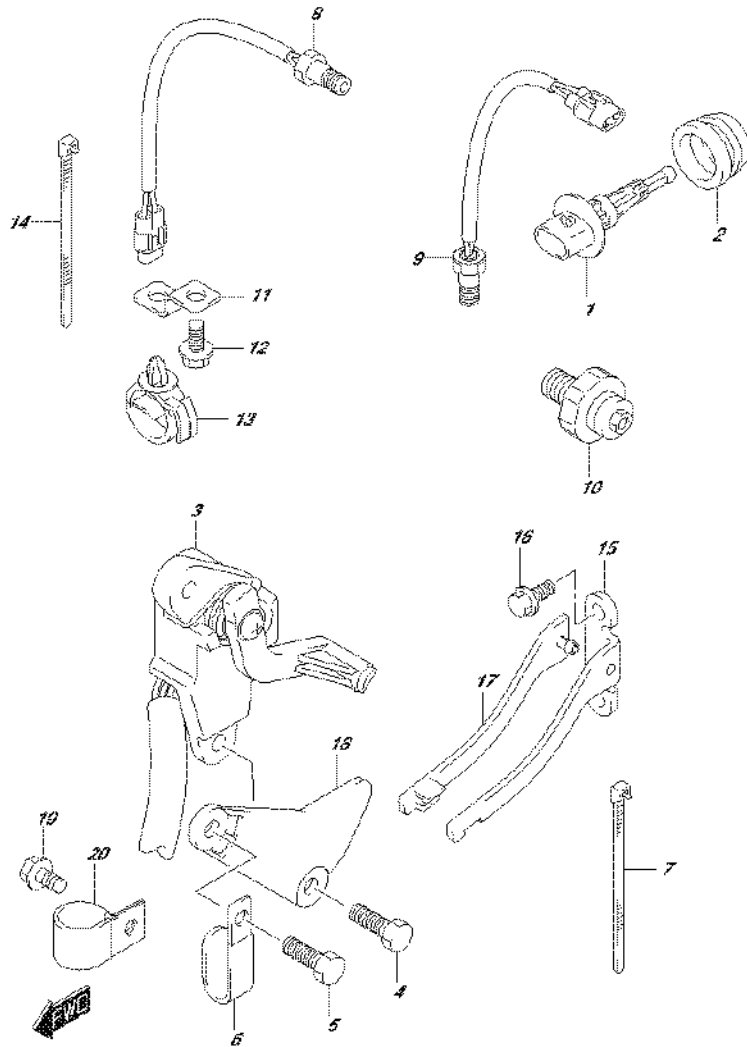


FIG.315K (3-B-9) SENSOR (DF175T E40)

REF NO.	PART NO.	DESCRIPTION	Q'TY	REMARKS
1	13650-52G00	SENSOR, INLET AIR TEMP	1	
2	13655-87J00	GROMMET, AIR TEMP SENSOR	1	
3	34801-99E04	SENDER ASSY, TRIM	1	
4	09103-06093	BOLT (6X20)	2	
5	09103-06093	BOLT (6X20)	1	
6	29404-93J10	CLAMP, TRIM SENDER LEAD	1	
7	09407-14403	CLAMP (L:125)	1	
8	34830-87J20	SENSOR ASSY, EXHAUST TEMP	1	
9	34830-87J20	SENSOR ASSY, CYLINDER TEMP	1	
10	37820-99E01	SWITCH ASSY, OIL PRESSURE	1	
11	36617-93J10	BRACKET, PTT CABLE CLIP	1	
12	29103-93J00	BOLT, PTT CABLE CLIP BRACKET (6X12)	1	
13	09403-20307	CLAMP	1	
14	09407-14407	CLAMP (L:145)	2	
15	43117-96J00	CAM, TRIM SENDER	1	
16	09116-05010	BOLT (5X12)	2	
17	43118-96J00	PLATE, TRIM SENDER CAM	1	
18	41118-96J00	PLATE, TRIM SENDER	1	
19	29103-93J00	BOLT	1	
20	09403-19409	CLAMP	1	

FIG.315L

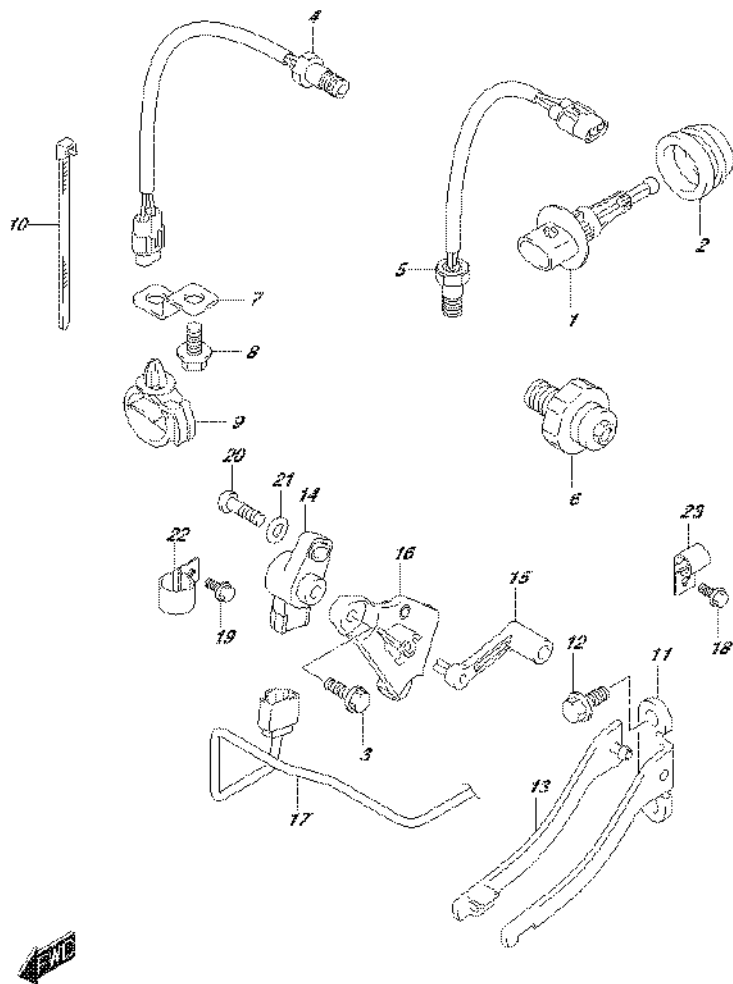


FIG.315L (3-B-10) SENSOR (DF175TG E01)

REF NO.	PART NO.	DESCRIPTION	Q'TY	REMARKS
1	13650-52G00	SENSOR, INLET AIR TEMP	1	
2	13655-96J00	GROMMET, AIR TEMP SENSOR	1	
3	09103-06093	BOLT (6X20)	2	
4	34830-87J20	SENSOR ASSY, EXHAUST TEMP	1	
5	34830-87J20	SENSOR ASSY, CYLINDER TEMP	1	
6	37820-99E01	SWITCH ASSY, OIL PRESSURE	1	
7	36617-93J10	BRACKET, PTT CABLE CLIP	1	
8	29103-93J00	BOLT, PTT CABLE CLIP BRACKET (6X12)	1	
9	09403-20307	CLAMP	1	
10	09407-14407	CLAMP (L:145)	2	
11	43117-96J00	CAM, TRIM SENDER	1	
12	09116-05010	BOLT (5X12)	2	
13	43118-96J00	PLATE, TRIM SENDER CAM	1	
14	34840-98J11	SENSOR ASSY, TRIM	1	
15	34841-96J00	LEVER, TRIM SENSOR	1	
16	34845-96J00	BRACKET, TRIM SENSOR	1	
17	36611-96J00	WIRE, TRIM SENSOR	1	
18	29103-93J00	BOLT	1	
19	09103-06307	BOLT (6X10)	1	
20	09125-05048	SCREW (5X16)	1	
21	09160-05029	WASHER (5.5X12X0.8)	1	
22	09403-13408	CLAMP	1	
23	09403-19409	CLAMP	1	

FIG.315M

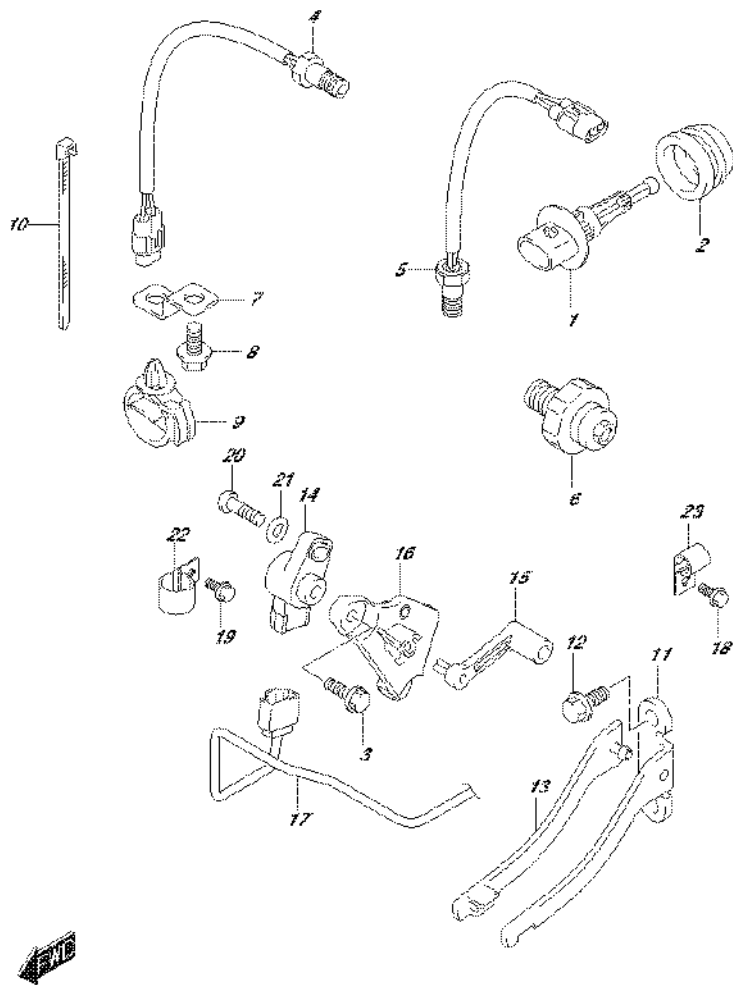


FIG.315M (3-B-11) SENSOR (DF175TG E40)

REF NO.	PART NO.	DESCRIPTION	Q'TY	REMARKS
1	13650-52G00	SENSOR, INLET AIR TEMP	1	
2	13655-96J00	GROMMET, AIR TEMP SENSOR	1	
3	09103-06093	BOLT (6X20)	2	
4	34830-87J20	SENSOR ASSY, EXHAUST TEMP	1	
5	34830-87J20	SENSOR ASSY, CYLINDER TEMP	1	
6	37820-99E01	SWITCH ASSY, OIL PRESSURE	1	
7	36617-93J10	BRACKET, PTT CABLE CLIP	1	
8	29103-93J00	BOLT, PTT CABLE CLIP BRACKET (6X12)	1	
9	09403-20307	CLAMP	1	
10	09407-14407	CLAMP (L:145)	2	
11	43117-96J00	CAM, TRIM SENDER	1	
12	09116-05010	BOLT (5X12)	2	
13	43118-96J00	PLATE, TRIM SENDER CAM	1	
14	34840-98J11	SENSOR ASSY, TRIM	1	
15	34841-96J00	LEVER, TRIM SENSOR	1	
16	34845-96J00	BRACKET, TRIM SENSOR	1	
17	36611-96J00	WIRE, TRIM SENSOR	1	
18	29103-93J00	BOLT	1	
19	09103-06307	BOLT (6X10)	1	
20	09125-05048	SCREW (5X16)	1	
21	09160-05029	WASHER (5.5X12X0.8)	1	
22	09403-13408	CLAMP	1	
23	09403-19409	CLAMP	1	

FIG.315N

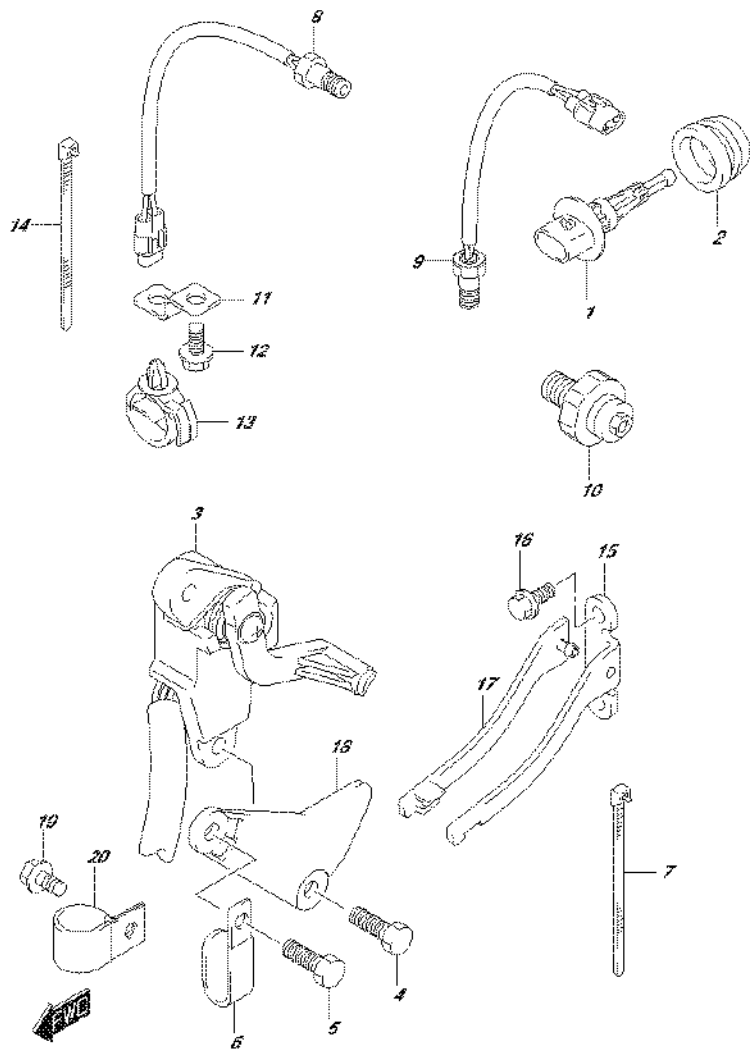


FIG.315N (3-B-12) SENSOR (DF175Z E01)

REF NO.	PART NO.	DESCRIPTION	Q'TY	REMARKS
1	13650-52G00	SENSOR, INLET AIR TEMP	1	
2	13655-87J00	GROMMET, AIR TEMP SENSOR	1	
3	34801-99E04	SENDER ASSY, TRIM	1	
4	09103-06093	BOLT (6X20)	2	
5	09103-06093	BOLT (6X20)	1	
6	29404-93J10	CLAMP, TRIM SENDER LEAD	1	
7	09407-14403	CLAMP (L:125)	1	
8	34830-87J20	SENSOR ASSY, EXHAUST TEMP	1	
9	34830-87J20	SENSOR ASSY, CYLINDER TEMP	1	
10	37820-99E01	SWITCH ASSY, OIL PRESSURE	1	
11	36617-93J10	BRACKET, PTT CABLE CLIP	1	
12	29103-93J00	BOLT, PTT CABLE CLIP BRACKET (6X12)	1	
13	09403-20307	CLAMP	1	
14	09407-14407	CLAMP (L:145)	2	
15	43117-96J00	CAM, TRIM SENDER	1	
16	09116-05010	BOLT (5X12)	2	
17	43118-96J00	PLATE, TRIM SENDER CAM	1	
18	41118-96J00	PLATE, TRIM SENDER	1	
19	29103-93J00	BOLT	1	
20	09403-19409	CLAMP	1	

FIG.315P

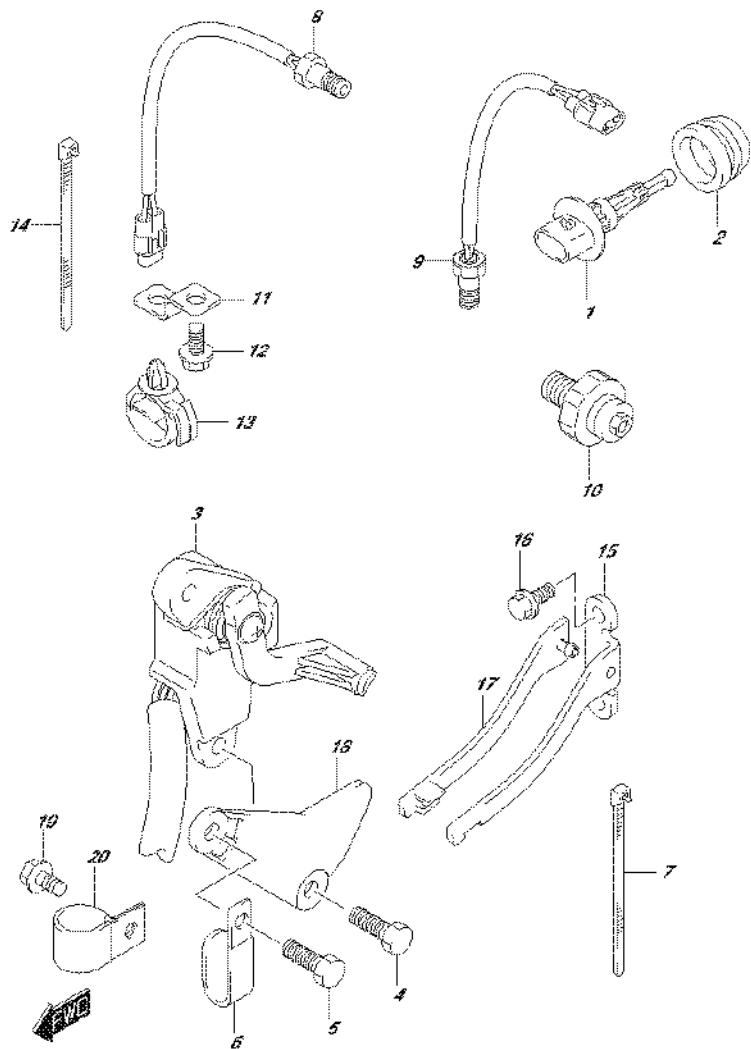


FIG.315P (3-B-13) SENSOR (DF175Z E40)

REF NO.	PART NO.	DESCRIPTION	Q'TY	REMARKS
1	13650-52G00	SENSOR, INLET AIR TEMP	1	
2	13655-87J00	GROMMET, AIR TEMP SENSOR	1	
3	34801-99E04	SENDER ASSY, TRIM	1	
4	09103-06093	BOLT (6X20)	2	
5	09103-06093	BOLT (6X20)	1	
6	29404-93J10	CLAMP, TRIM SENDER LEAD	1	
7	09407-14403	CLAMP (L:125)	1	
8	34830-87J20	SENSOR ASSY, EXHAUST TEMP	1	
9	34830-87J20	SENSOR ASSY, CYLINDER TEMP	1	
10	37820-99E01	SWITCH ASSY, OIL PRESSURE	1	
11	36617-93J10	BRACKET, PTT CABLE CLIP	1	
12	29103-93J00	BOLT, PTT CABLE CLIP BRACKET (6X12)	1	
13	09403-20307	CLAMP	1	
14	09407-14407	CLAMP (L:145)	2	
15	43117-96J00	CAM, TRIM SENDER	1	
16	09116-05010	BOLT (5X12)	2	
17	43118-96J00	PLATE, TRIM SENDER CAM	1	
18	41118-96J00	PLATE, TRIM SENDER	1	
19	29103-93J00	BOLT	1	
20	09403-19409	CLAMP	1	

FIG.315R

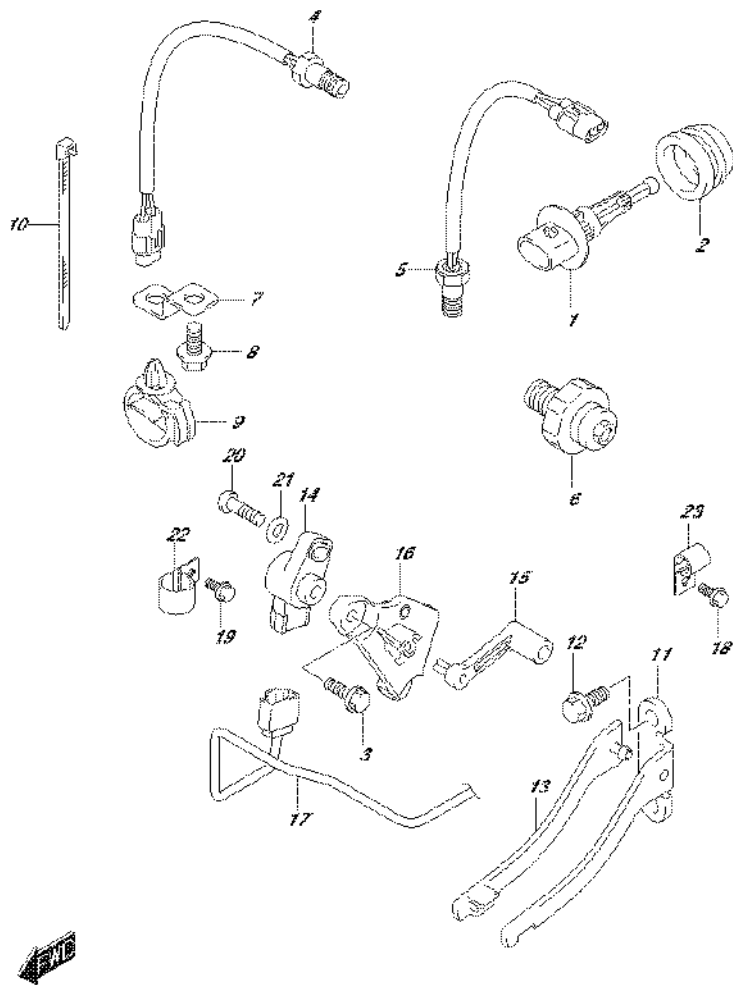


FIG.315R (3-B-14) SENSOR (DF175ZG E01)

REF NO.	PART NO.	DESCRIPTION	Q'TY	REMARKS
1	13650-52G00	SENSOR, INLET AIR TEMP	1	
2	13655-96J00	GROMMET, AIR TEMP SENSOR	1	
3	09103-06093	BOLT (6X20)	2	
4	34830-87J20	SENSOR ASSY, EXHAUST TEMP	1	
5	34830-87J20	SENSOR ASSY, CYLINDER TEMP	1	
6	37820-99E01	SWITCH ASSY, OIL PRESSURE	1	
7	36617-93J10	BRACKET, PTT CABLE CLIP	1	
8	29103-93J00	BOLT, PTT CABLE CLIP BRACKET (6X12)	1	
9	09403-20307	CLAMP	1	
10	09407-14407	CLAMP (L:145)	2	
11	43117-96J00	CAM, TRIM SENDER	1	
12	09116-05010	BOLT (5X12)	2	
13	43118-96J00	PLATE, TRIM SENDER CAM	1	
14	34840-98J11	SENSOR ASSY, TRIM	1	
15	34841-96J00	LEVER, TRIM SENSOR	1	
16	34845-96J00	BRACKET, TRIM SENSOR	1	
17	36611-96J00	WIRE, TRIM SENSOR	1	
18	29103-93J00	BOLT	1	
19	09103-06307	BOLT (6X10)	1	
20	09125-05048	SCREW (5X16)	1	
21	09160-05029	WASHER (5.5X12X0.8)	1	
22	09403-13408	CLAMP	1	
23	09403-19409	CLAMP	1	

FIG.315S

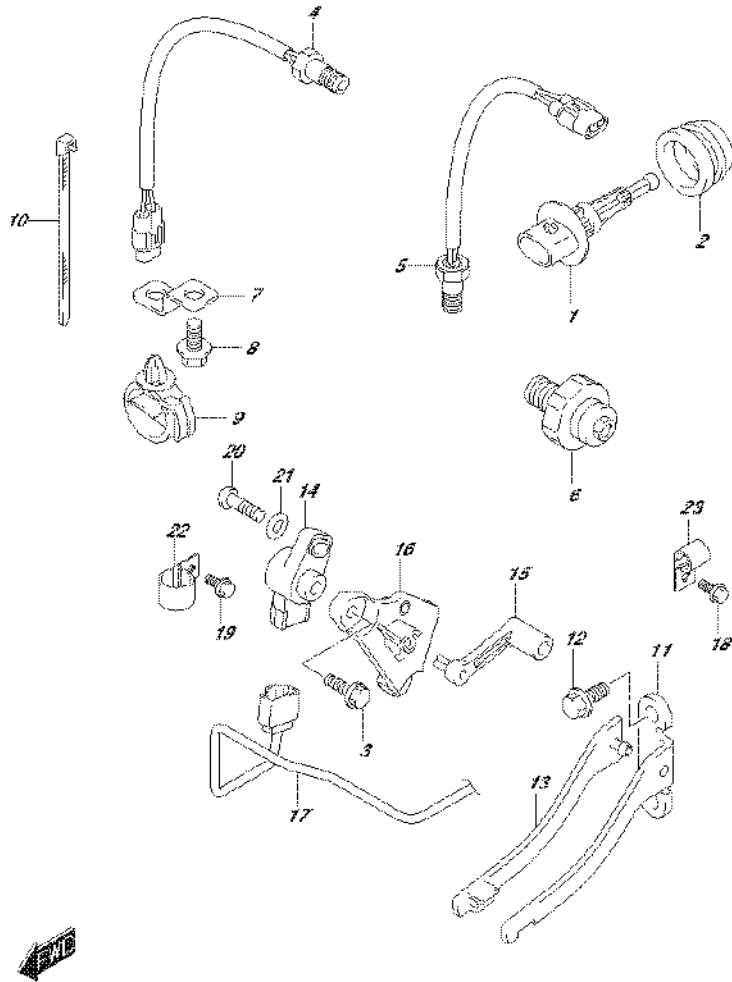
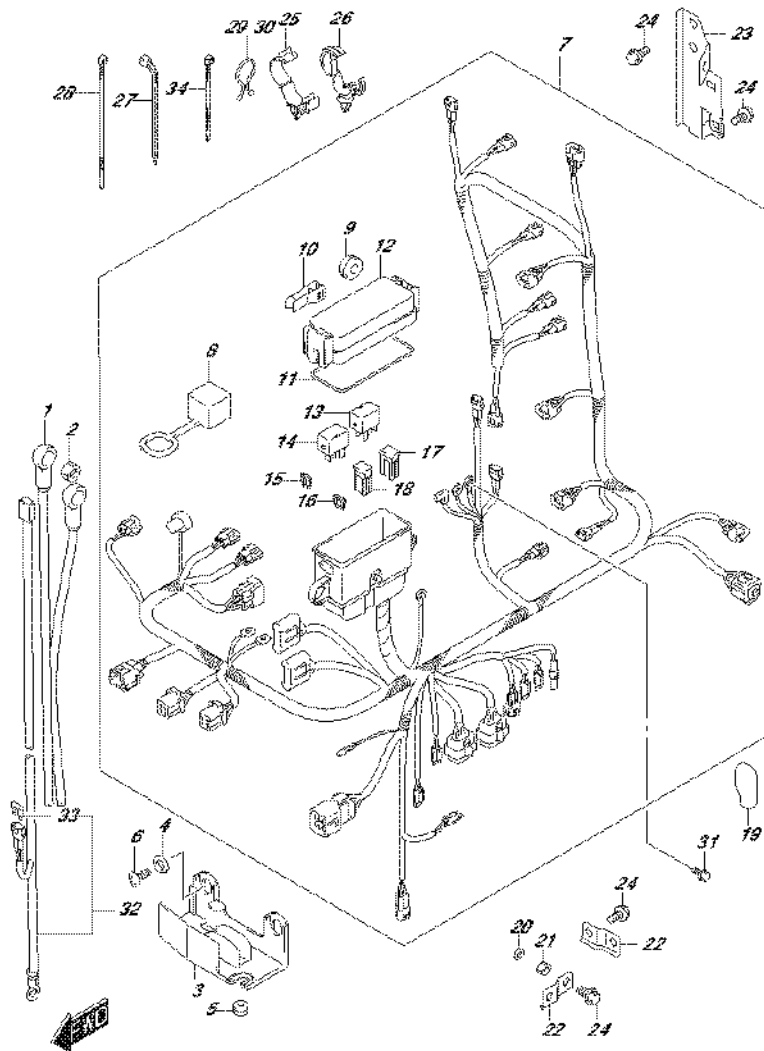


FIG.315S (3-B-15) SENSOR (DF175ZG E40)

REF NO.	PART NO.	DESCRIPTION	Q'TY	REMARKS
1	13650-52G00	SENSOR, INLET AIR TEMP	1	
2	13655-96J00	GROMMET, AIR TEMP SENSOR	1	
3	09103-06093	BOLT (6X20)	2	
4	34830-87J20	SENSOR ASSY, EXHAUST TEMP	1	
5	34830-87J20	SENSOR ASSY, CYLINDER TEMP	1	
6	37820-99E01	SWITCH ASSY, OIL PRESSURE	1	
7	36617-93J10	BRACKET, PTT CABLE CLIP	1	
8	29103-93J00	BOLT, PTT CABLE CLIP BRACKET (6X12)	1	
9	09403-20307	CLAMP	1	
10	09407-14407	CLAMP (L:145)	2	
11	43117-96J00	CAM, TRIM SENDER	1	
12	09116-05010	BOLT (5X12)	2	
13	43118-96J00	PLATE, TRIM SENDER CAM	1	
14	34840-98J11	SENSOR ASSY, TRIM	1	
15	34841-96J00	LEVER, TRIM SENSOR	1	
16	34845-96J00	BRACKET, TRIM SENSOR	1	
17	36611-96J00	WIRE, TRIM SENSOR	1	
18	29103-93J00	BOLT	1	
19	09103-06307	BOLT (6X10)	1	
20	09125-05048	SCREW (5X16)	1	
21	09160-05029	WASHER (5.5X12X0.8)	1	
22	09403-13408	CLAMP	1	
23	09403-19409	CLAMP	1	

FIG.322A



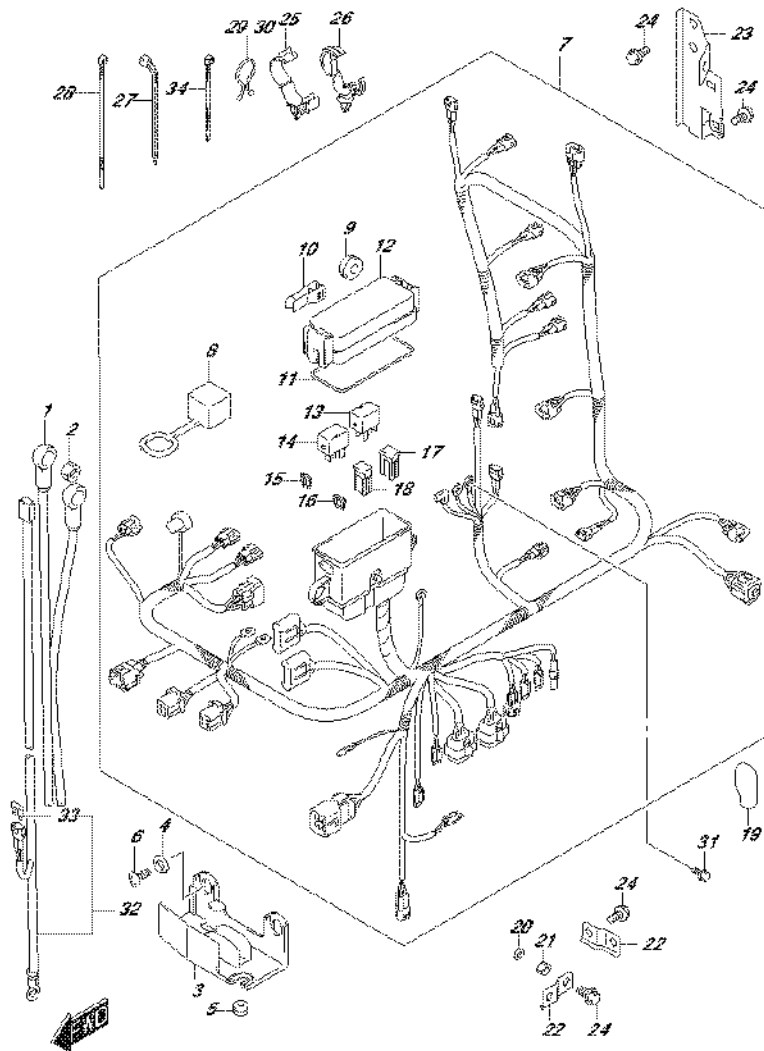
DF175_E01_016_322A
HARNES

FIG.322A (3-C-2) HARNESS (DF150T E01)

REF NO.	PART NO.	DESCRIPTION	Q'TY	REMARKS
1	33810-96L00	CABLE ASSY, STARTER MOTOR	1	
2	08316-10087	NUT	1	
3	36616-96J00	HOLDER, CABLE	1	
4	09169-06053	WASHER	2	
5	09320-04009	BUSH	2	
6	02142-06167	SCREW	2	
7	36610-96J80	HARNESS ASSY, WIRING	1	
8	33634-96J00	.CAP, SERVICE CONNECTOR	1	
9	09320-08021	.CUSHION	2	
10	36737-96J00	.PULLER, FUSE	1	
11	36721-96J00	.O RING, UPPER COVER	1	
12	36738-96J00	.COVER, FUSE CASE UPPER	1	
13	38860-76F01	.RELAY, ENG CONTROL UNIT	1	
14	38860-76F01	.RELAY ASSY, STARTER MOTOR	1	
15	09481-10501	.FUSE (10A)	3	
16	09481-30501	.FUSE (30A)	3	
17	09481-30401	.FUSE (30A)	1	
18	09481-60401	.FUSE (60A)	2	
19	36612-96J00	CAP, TERMINAL	1	
20	08310-00067	NUT	1	
21	08321-01067	WASHER	1	
22	36617-93J00	BRACKET, HARNESS	2	
23	36617-96J00	BRACKET, HARNESS	1	
24	01550-06127	BOLT	4	
25	09403-18409	CLAMP	1	
26	09403-20308	CLAMP	1	
27	09407-14403	CLAMP (L:125)	1	
28	09407-14407	CLAMP (L:145)	4	
29	09408-00008	CLIP (ID:20)	2	
30	09408-00024	CLIP (ID:23)	1	
31	01550-06127	BOLT	1	

DF175_E01_016

FIG.322B



DF175_E01_016_322B
HARNESS

FIG.322B (3-C-4) HARNESS (DF150T E40)

REF NO.	PART NO.	DESCRIPTION	Q'TY	REMARKS
1	33810-96L00	CABLE ASSY, STARTER MOTOR	1	
2	08316-10087	NUT	1	
3	36616-96J00	HOLDER, CABLE	1	
4	09169-06053	WASHER	2	
5	09320-04009	BUSH	2	
6	02142-06167	SCREW	2	
7	36610-96J80	HARNESS ASSY, WIRING	1	
8	33634-96J00	.CAP, SERVICE CONNECTOR	1	
9	09320-08021	.CUSHION	2	
10	36737-96J00	.PULLER, FUSE	1	
11	36721-96J00	.O RING, UPPER COVER	1	
12	36738-96J00	.COVER, FUSE CASE UPPER	1	
13	38860-76F01	.RELAY, ENG CONTROL UNIT	1	
14	38860-76F01	.RELAY ASSY, STARTER MOTOR	1	
15	09481-10501	.FUSE (10A)	3	
16	09481-30501	.FUSE (30A)	3	
17	09481-30401	.FUSE (30A)	1	
18	09481-60401	.FUSE (60A)	2	
19	36612-96J00	CAP, TERMINAL	1	
20	08310-00067	NUT	1	
21	08321-01067	WASHER	1	
22	36617-93J00	BRACKET, HARNESS	2	
23	36617-96J00	BRACKET, HARNESS	1	
24	01550-06127	BOLT	4	
25	09403-18409	CLAMP	1	
26	09403-20308	CLAMP	1	
27	09407-14403	CLAMP (L:125)	1	
28	09407-14407	CLAMP (L:145)	4	
29	09408-00008	CLIP (ID:20)	2	
30	09408-00024	CLIP (ID:23)	1	
31	01550-06127	BOLT	1	

DF175_E01_016

FIG.322B

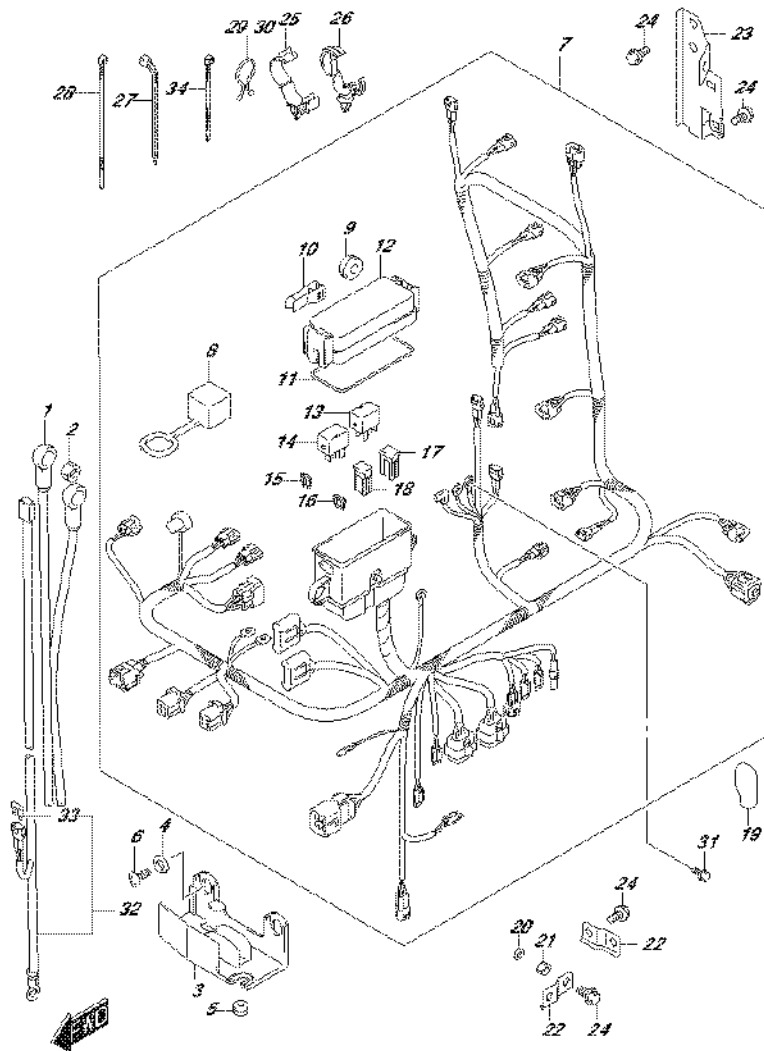
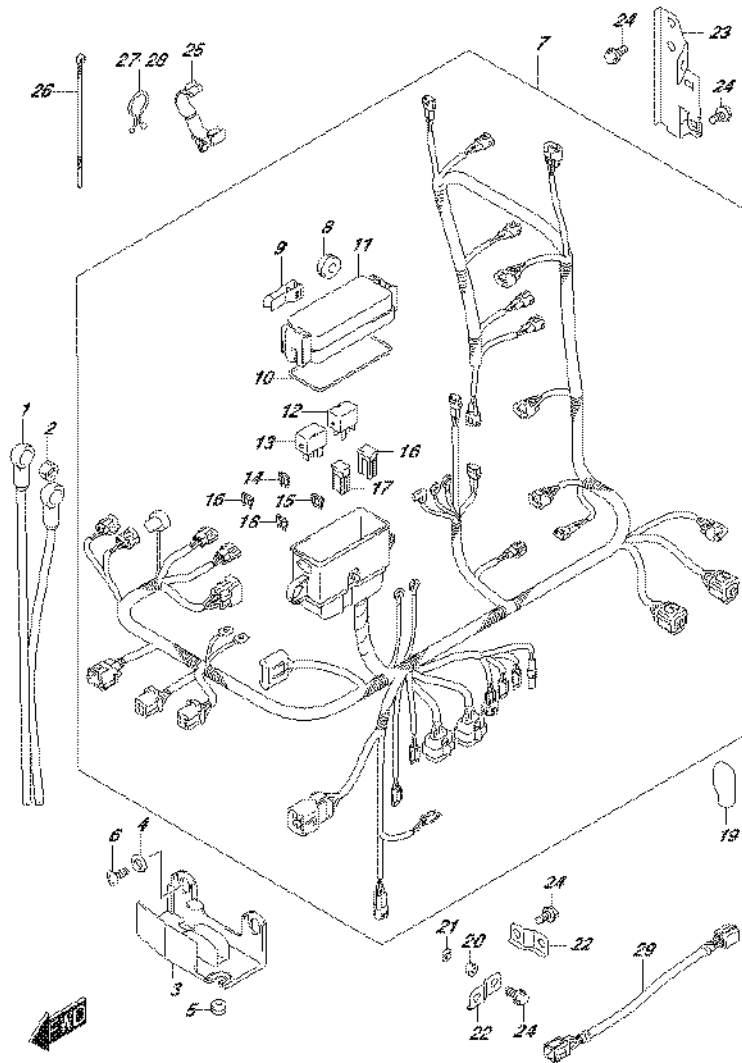


FIG.322B (3-C-5) HARNESS (DF150T E40)

REF NO.	PART NO.	DESCRIPTION	Q'TY	REMARKS
32-1	36625-93J00	LEAD, BATTERY	1	L:3900
32-2	36625-93J10	LEAD, BATTERY	1	OPT L:6700
33	09481-15501	.FUSE (15A)	1	
34	09407-10404	CLAMP (L:100)	2	

FIG.322C



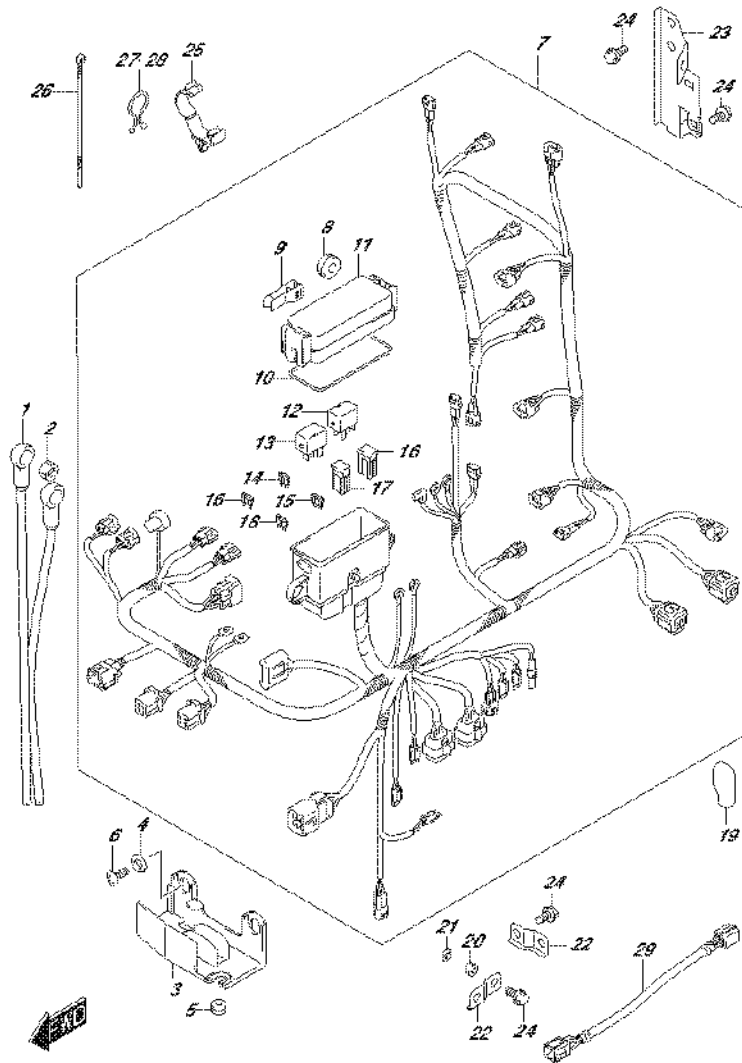
DF175_E01_016_322C
HARNESS

FIG.322C (3-C-6) HARNESS (DF150TG E01)

REF NO.	PART NO.	DESCRIPTION	Q'TY	REMARKS
1	33810-96L00	CABLE ASSY, STARTER MOTOR	1	
2	08316-10087	NUT	1	
3	36616-96J00	HOLDER, CABLE	1	
4	09169-06053	WASHER	2	
5	09320-04009	BUSH	2	
6	02142-06167	SCREW	2	
7	36610-96JA0	HARNESS ASSY, WIRING	1	
8	09320-08021	.CUSHION	2	
9	36737-96J00	.PULLER, FUSE	1	
10	36721-96J00	.O RING, UPPER COVER	1	
11	36738-96J10	.COVER, FUSE CASE UPPER	1	
12	38860-76F01	.RELAY, ENG CONTROL UNIT	1	
13	38860-76F01	.RELAY ASSY, STARTER MOTOR	1	
14	09481-10501	.FUSE (10A)	3	
15	09481-30501	.FUSE (30A)	3	
16	09481-30401	.FUSE (30A)	1	
17	09481-60401	.FUSE (60A)	2	
18	09481-15501	.FUSE (15A)	3	
19	36612-96J00	CAP, TERMINAL	1	
20	08310-00067	NUT	1	
21	08321-01067	WASHER	1	
22	36617-93J00	BRACKET, HARNESS	2	
23	36617-96J00	BRACKET, HARNESS	1	
24	01550-06127	BOLT	4	
25	09403-18409	CLAMP	1	
26	09407-14407	CLAMP (L:145)	4	
27	09408-00008	CLIP (ID:20)	1	
28	09408-00024	CLIP (ID:23)	1	
29	36611-92J00	HARNESS ASSY, WIRING SUB	1	

DF175_E01_016

FIG.322D



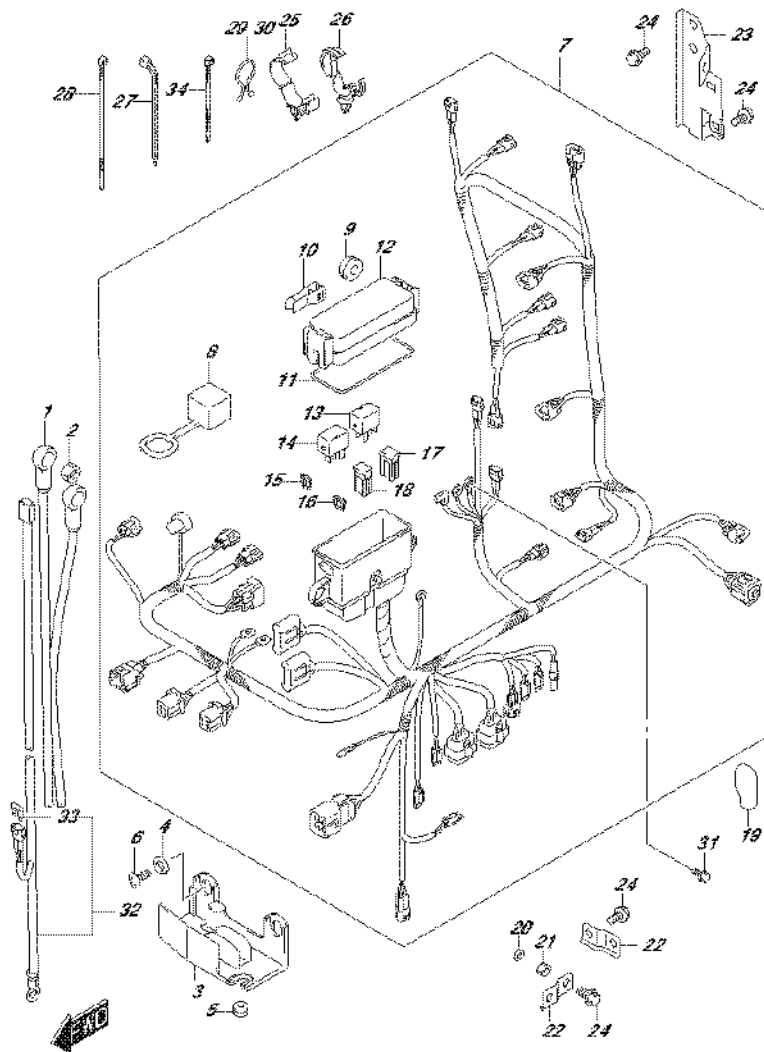
DF175_E01_016_322D
HARNESS

FIG.322D (3-C-7) HARNESS (DF150TG E40)

REF NO.	PART NO.	DESCRIPTION	Q'TY	REMARKS
1	33810-96L00	CABLE ASSY, STARTER MOTOR	1	
2	08316-10087	NUT	1	
3	36616-96J00	HOLDER, CABLE	1	
4	09169-06053	WASHER	2	
5	09320-04009	BUSH	2	
6	02142-06167	SCREW	2	
7	36610-96JA0	HARNESS ASSY, WIRING	1	
8	09320-08021	.CUSHION	2	
9	36737-96J00	.PULLER, FUSE	1	
10	36721-96J00	.O RING, UPPER COVER	1	
11	36738-96J10	.COVER, FUSE CASE UPPER	1	
12	38860-76F01	.RELAY, ENG CONTROL UNIT	1	
13	38860-76F01	.RELAY ASSY, STARTER MOTOR	1	
14	09481-10501	.FUSE (10A)	3	
15	09481-30501	.FUSE (30A)	3	
16	09481-30401	.FUSE (30A)	1	
17	09481-60401	.FUSE (60A)	2	
18	09481-15501	.FUSE (15A)	3	
19	36612-96J00	CAP, TERMINAL	1	
20	08310-00067	NUT	1	
21	08321-01067	WASHER	1	
22	36617-93J00	BRACKET, HARNESS	2	
23	36617-96J00	BRACKET, HARNESS	1	
24	01550-06127	BOLT	4	
25	09403-18409	CLAMP	1	
26	09407-14407	CLAMP (L:145)	4	
27	09408-00008	CLIP (ID:20)	1	
28	09408-00024	CLIP (ID:23)	1	
29	36611-92J00	HARNESS ASSY, WIRING SUB	1	

DF175_E01_016

FIG.322E



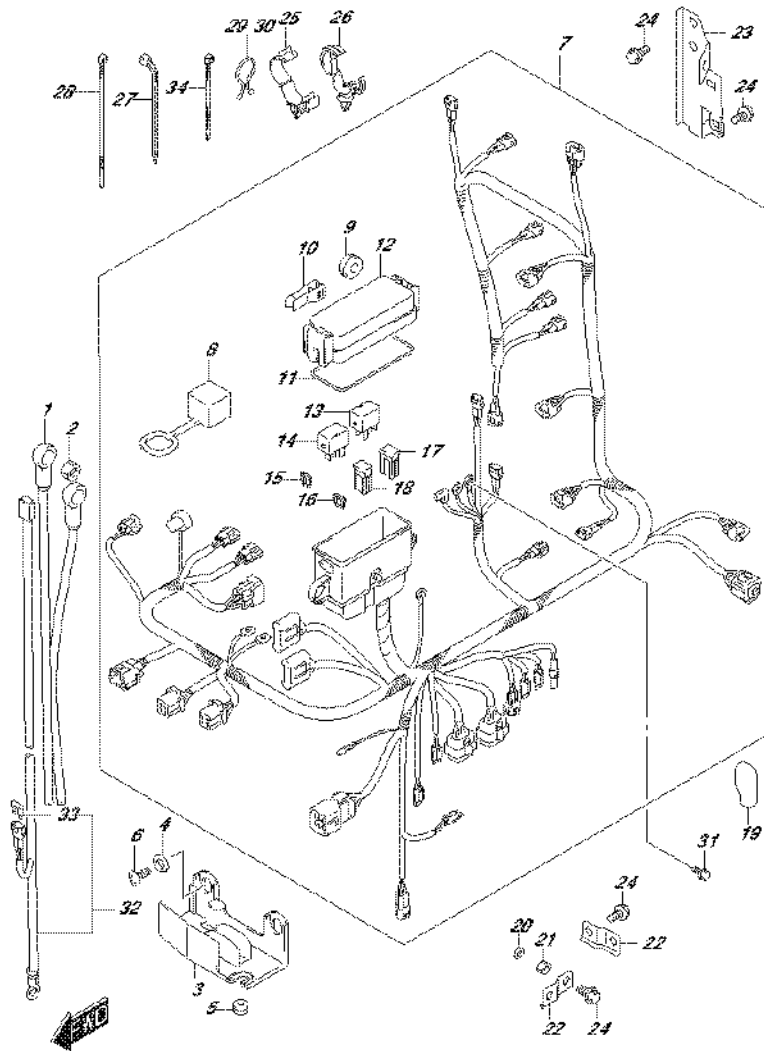
DF175_E01_016_322E
HARNES

FIG.322E (3-C-8) HARNES (DF150Z E01)

REF NO.	PART NO.	DESCRIPTION	Q'TY	REMARKS
1	33810-96L00	CABLE ASSY, STARTER MOTOR	1	
2	08316-10087	NUT	1	
3	36616-96J00	HOLDER, CABLE	1	
4	09169-06053	WASHER	2	
5	09320-04009	BUSH	2	
6	02142-06167	SCREW	2	
7	36610-96J80	HARNES ASSY, WIRING	1	
8	33634-96J00	.CAP, SERVICE CONNECTOR	1	
9	09320-08021	.CUSHION	2	
10	36737-96J00	.PULLER, FUSE	1	
11	36721-96J00	.O RING, UPPER COVER	1	
12	36738-96J00	.COVER, FUSE CASE UPPER	1	
13	38860-76F01	.RELAY, ENG CONTROL UNIT	1	
14	38860-76F01	.RELAY ASSY, STARTER MOTOR	1	
15	09481-10501	.FUSE (10A)	3	
16	09481-30501	.FUSE (30A)	3	
17	09481-30401	.FUSE (30A)	1	
18	09481-60401	.FUSE (60A)	2	
19	36612-96J00	CAP, TERMINAL	1	
20	08310-00067	NUT	1	
21	08321-01067	WASHER	1	
22	36617-93J00	BRACKET, HARNES	2	
23	36617-96J00	BRACKET, HARNES	1	
24	01550-06127	BOLT	4	
25	09403-18409	CLAMP	1	
26	09403-20308	CLAMP	1	
27	09407-14403	CLAMP (L:125)	1	
28	09407-14407	CLAMP (L:145)	4	
29	09408-00008	CLIP (ID:20)	2	
30	09408-00024	CLIP (ID:23)	1	
31	01550-06127	BOLT	1	

DF175_E01_016

FIG.322E



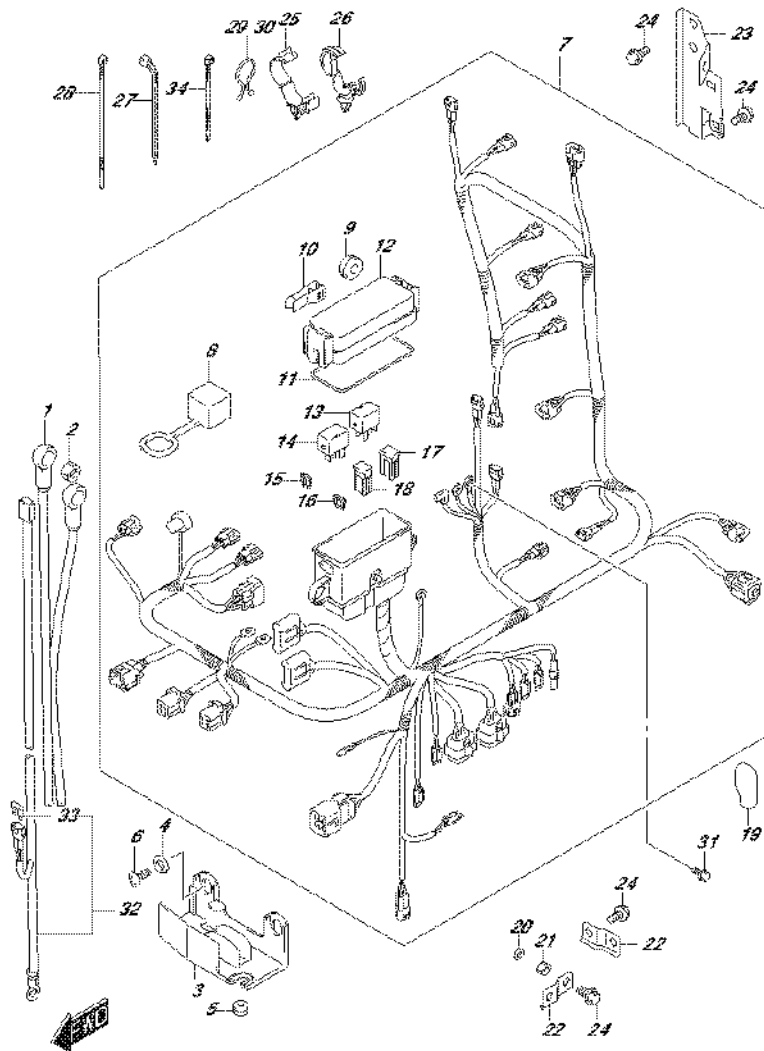
DF175_E01_016_322E
HARNES

FIG.322E (3-C-9) HARNES (DF150Z E01)

REF NO.	PART NO.	DESCRIPTION	Q'TY	REMARKS
32-1	36625-93J00	LEAD, BATTERY	1	L:3900
32-2	36625-93J10	LEAD, BATTERY	1	OPT L:6700
33	09481-15501	.FUSE (15A)	1	
34	09407-10404	CLAMP (L:100)	2	

DF175_E01_016

FIG.322F



DF175_E01_016_322F
HARNESS

FIG.322F (3-C-10) HARNESS (DF150Z E40)

REF NO.	PART NO.	DESCRIPTION	Q'TY	REMARKS
1	33810-96L00	CABLE ASSY, STARTER MOTOR	1	
2	08316-10087	NUT	1	
3	36616-96J00	HOLDER, CABLE	1	
4	09169-06053	WASHER	2	
5	09320-04009	BUSH	2	
6	02142-06167	SCREW	2	
7	36610-96J80	HARNESS ASSY, WIRING	1	
8	33634-96J00	.CAP, SERVICE CONNECTOR	1	
9	09320-08021	.CUSHION	2	
10	36737-96J00	.PULLER, FUSE	1	
11	36721-96J00	.O RING, UPPER COVER	1	
12	36738-96J00	.COVER, FUSE CASE UPPER	1	
13	38860-76F01	.RELAY, ENG CONTROL UNIT	1	
14	38860-76F01	.RELAY ASSY, STARTER MOTOR	1	
15	09481-10501	.FUSE (10A)	3	
16	09481-30501	.FUSE (30A)	3	
17	09481-30401	.FUSE (30A)	1	
18	09481-60401	.FUSE (60A)	2	
19	36612-96J00	CAP, TERMINAL	1	
20	08310-00067	NUT	1	
21	08321-01067	WASHER	1	
22	36617-93J00	BRACKET, HARNESS	2	
23	36617-96J00	BRACKET, HARNESS	1	
24	01550-06127	BOLT	4	
25	09403-18409	CLAMP	1	
26	09403-20308	CLAMP	1	
27	09407-14403	CLAMP (L:125)	1	
28	09407-14407	CLAMP (L:145)	4	
29	09408-00008	CLIP (ID:20)	2	
30	09408-00024	CLIP (ID:23)	1	
31	01550-06127	BOLT	1	

DF175_E01_016

FIG.322F

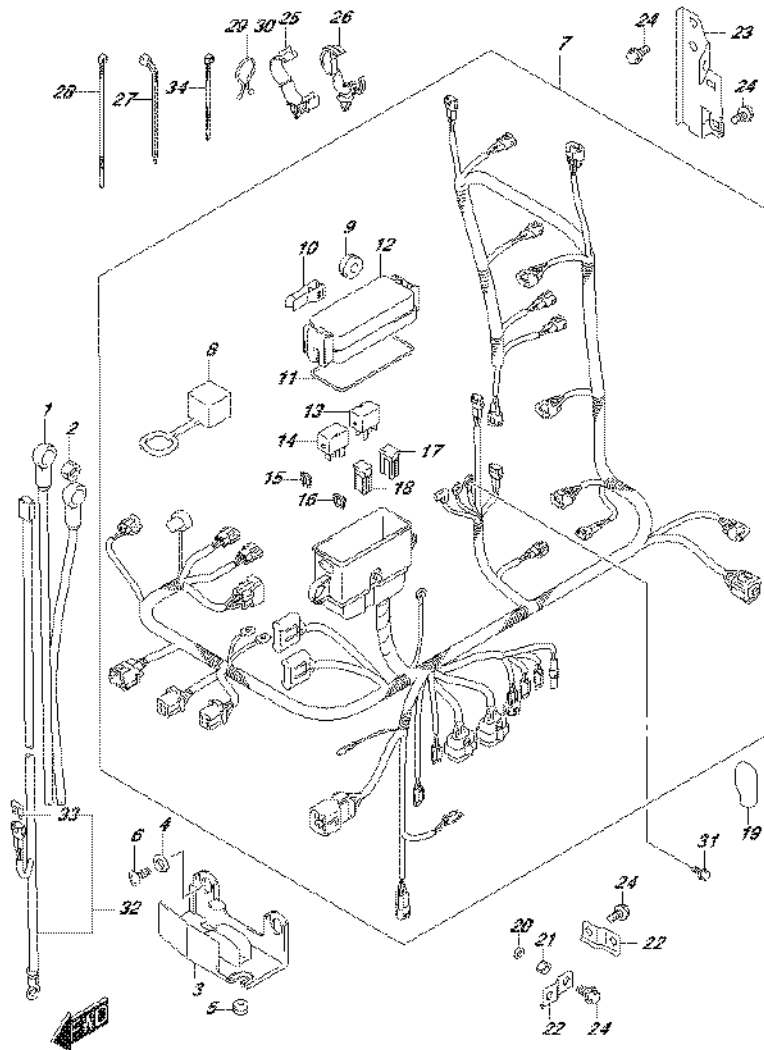
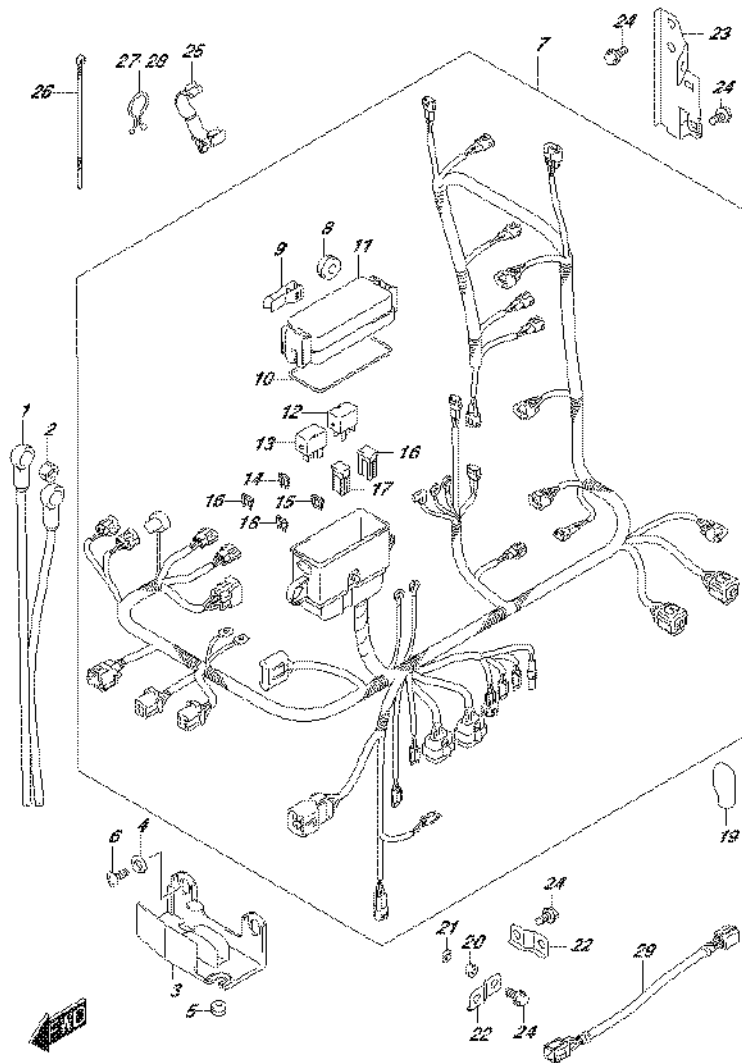


FIG.322F (3-C-11) HARNESS (DF150Z E40)

REF NO.	PART NO.	DESCRIPTION	Q'TY	REMARKS
32-1	36625-93J00	LEAD, BATTERY	1	L:3900
32-2	36625-93J10	LEAD, BATTERY	1	OPT L:6700
33	09481-15501	.FUSE (15A)	1	
34	09407-10404	CLAMP (L:100)	2	

FIG.322G



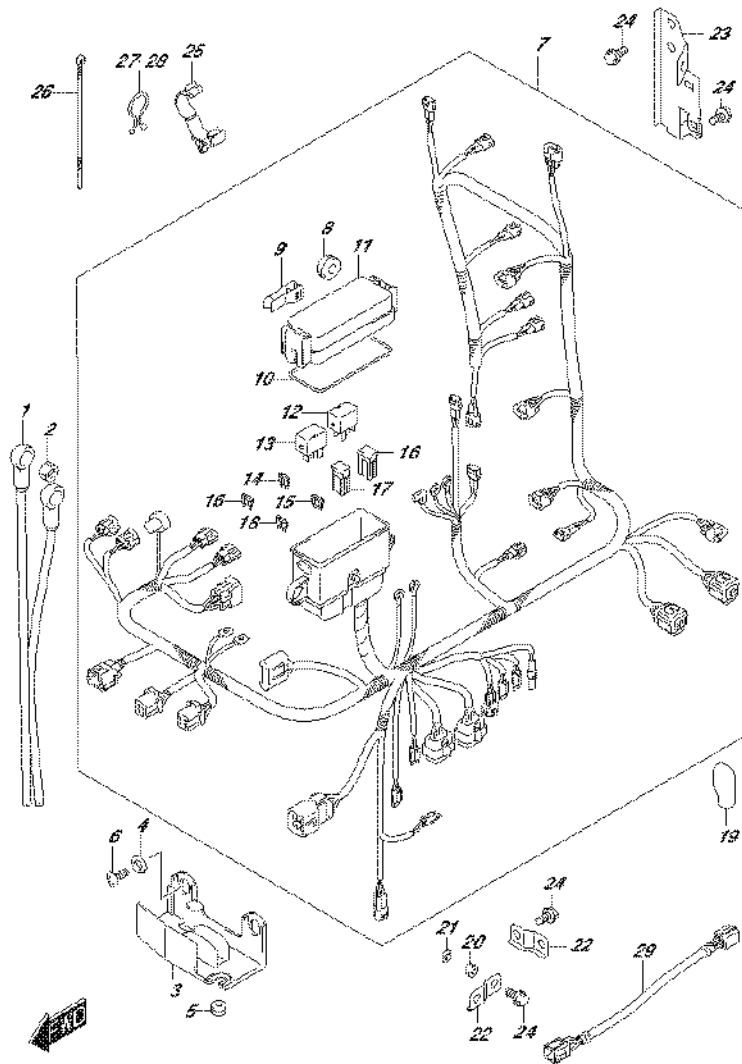
DF175_E01_016_322G
HARNESS

FIG.322G (3-C-12) HARNESS (DF150ZG E01)

REF NO.	PART NO.	DESCRIPTION	Q'TY	REMARKS
1	33810-96L00	CABLE ASSY, STARTER MOTOR	1	
2	08316-10087	NUT	1	
3	36616-96J00	HOLDER, CABLE	1	
4	09169-06053	WASHER	2	
5	09320-04009	BUSH	2	
6	02142-06167	SCREW	2	
7	36610-96JA0	HARNESS ASSY, WIRING	1	
8	09320-08021	.CUSHION	2	
9	36737-96J00	.PULLER, FUSE	1	
10	36721-96J00	.O RING, UPPER COVER	1	
11	36738-96J10	.COVER, FUSE CASE UPPER	1	
12	38860-76F01	.RELAY, ENG CONTROL UNIT	1	
13	38860-76F01	.RELAY ASSY, STARTER MOTOR	1	
14	09481-10501	.FUSE (10A)	3	
15	09481-30501	.FUSE (30A)	3	
16	09481-30401	.FUSE (30A)	1	
17	09481-60401	.FUSE (60A)	2	
18	09481-15501	.FUSE (15A)	3	
19	36612-96J00	CAP, TERMINAL	1	
20	08310-00067	NUT	1	
21	08321-01067	WASHER	1	
22	36617-93J00	BRACKET, HARNESS	2	
23	36617-96J00	BRACKET, HARNESS	1	
24	01550-06127	BOLT	4	
25	09403-18409	CLAMP	1	
26	09407-14407	CLAMP (L:145)	4	
27	09408-00008	CLIP (ID:20)	1	
28	09408-00024	CLIP (ID:23)	1	
29	36611-92J00	HARNESS ASSY, WIRING SUB	1	

DF175_E01_016

FIG.322H



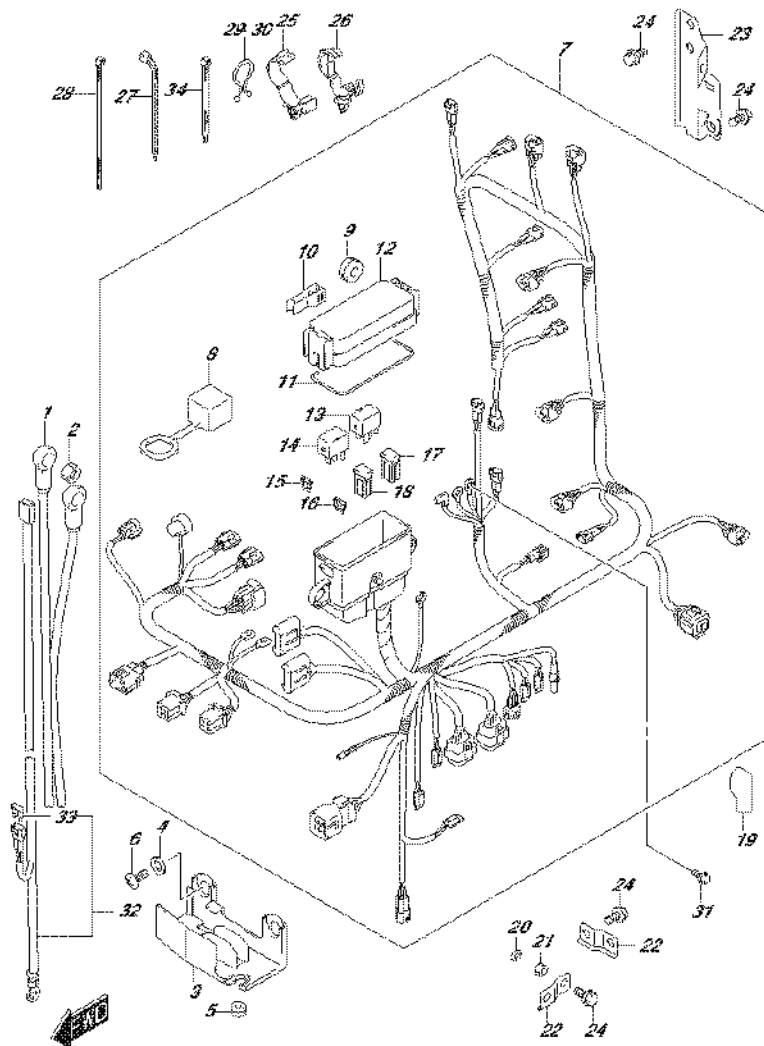
DF175_E01_016_322H
HARNESS

FIG.322H (3-C-13) HARNESS (DF150ZG E40)

REF NO.	PART NO.	DESCRIPTION	Q'TY	REMARKS
1	33810-96L00	CABLE ASSY, STARTER MOTOR	1	
2	08316-10087	NUT	1	
3	36616-96J00	HOLDER, CABLE	1	
4	09169-06053	WASHER	2	
5	09320-04009	BUSH	2	
6	02142-06167	SCREW	2	
7	36610-96JA0	HARNESS ASSY, WIRING	1	
8	09320-08021	.CUSHION	2	
9	36737-96J00	.PULLER, FUSE	1	
10	36721-96J00	.O RING, UPPER COVER	1	
11	36738-96J10	.COVER, FUSE CASE UPPER	1	
12	38860-76F01	.RELAY, ENG CONTROL UNIT	1	
13	38860-76F01	.RELAY ASSY, STARTER MOTOR	1	
14	09481-10501	.FUSE (10A)	3	
15	09481-30501	.FUSE (30A)	3	
16	09481-30401	.FUSE (30A)	1	
17	09481-60401	.FUSE (60A)	2	
18	09481-15501	.FUSE (15A)	3	
19	36612-96J00	CAP, TERMINAL	1	
20	08310-00067	NUT	1	
21	08321-01067	WASHER	1	
22	36617-93J00	BRACKET, HARNESS	2	
23	36617-96J00	BRACKET, HARNESS	1	
24	01550-06127	BOLT	4	
25	09403-18409	CLAMP	1	
26	09407-14407	CLAMP (L:145)	4	
27	09408-00008	CLIP (ID:20)	1	
28	09408-00024	CLIP (ID:23)	1	
29	36611-92J00	HARNESS ASSY, WIRING SUB	1	

DF175_E01_016

FIG.322J



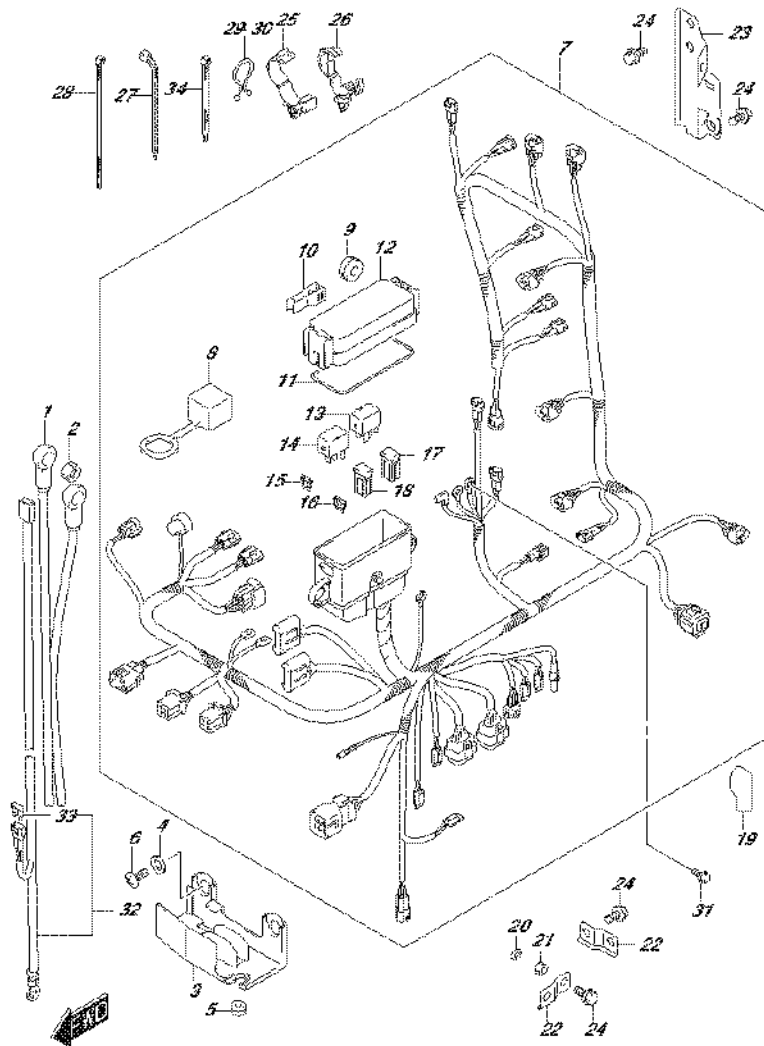
DF175_E01_016_322J
HARNESS

FIG.322J (3-C-14) HARNESS (DF175T E01)

REF NO.	PART NO.	DESCRIPTION	Q'TY	REMARKS
1	33810-96L00	CABLE ASSY, STARTER MOTOR	1	
2	08316-10087	NUT	1	
3	36616-96J00	HOLDER, CABLE	1	
4	09169-06053	WASHER	2	
5	09320-04009	BUSH	2	
6	02142-06167	SCREW	2	
7	36610-96J90	HARNESS ASSY, WIRING	1	
8	33634-96J00	.CAP, SERVICE CONNECTOR	1	
9	09320-08021	.CUSHION	2	
10	36737-96J00	.PULLER, FUSE	1	
11	36721-96J00	.O RING, UPPER COVER	1	
12	36738-96J00	.COVER, FUSE CASE UPPER	1	
13	38860-76F01	.RELAY, ENG CONTROL UNIT	1	
14	38860-76F01	.RELAY ASSY, STARTER MOTOR	1	
15	09481-10501	.FUSE (10A)	3	
16	09481-30501	.FUSE (30A)	3	
17	09481-30401	.FUSE (30A)	1	
18	09481-60401	.FUSE (60A)	2	
19	36612-96J00	CAP, TERMINAL	1	
20	08310-00067	NUT	1	
21	08321-01067	WASHER	1	
22	36617-93J00	BRACKET, HARNESS	2	
23	36617-96J00	BRACKET, HARNESS	1	
24	01550-06127	BOLT	4	
25	09403-18409	CLAMP	1	
26	09403-20308	CLAMP	1	
27	09407-14403	CLAMP (L:125)	1	
28	09407-14407	CLAMP (L:145)	4	
29	09408-00008	CLIP (ID:20)	2	
30	09408-00024	CLIP (ID:23)	1	
31	01550-06127	BOLT	1	

DF175_E01_016

FIG.322J



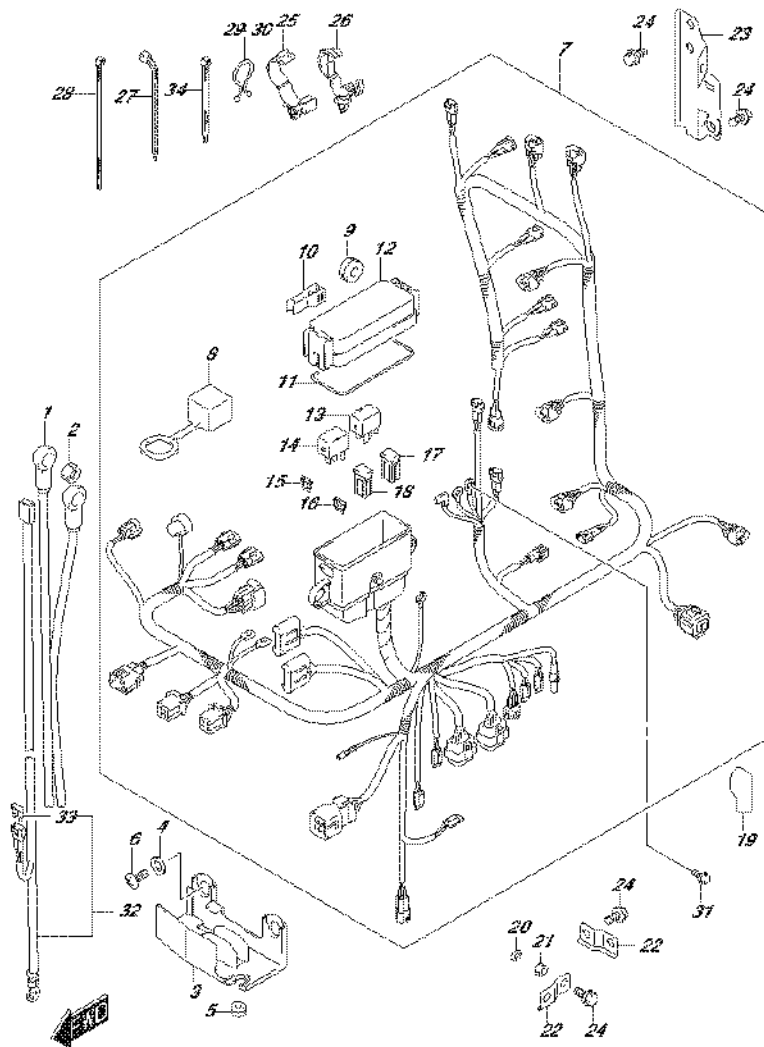
DF175_E01_016_322J
HARNESS

FIG.322J (3-C-15) HARNESS (DF175T E01)

REF NO.	PART NO.	DESCRIPTION	Q'TY	REMARKS
32-1	36625-93J00	LEAD, BATTERY	1	L:3900
32-2	36625-93J10	LEAD, BATTERY	1	OPT L:6700
33	09481-15501	.FUSE (15A)	1	
34	09407-10404	CLAMP (L:100)	2	

DF175_E01_016

FIG.322K



DF175_E01_016_322K
HARNES

FIG.322K (3-D-2) HARNES (DF175T E40)

REF NO.	PART NO.	DESCRIPTION	Q'TY	REMARKS
1	33810-96L00	CABLE ASSY, STARTER MOTOR	1	
2	08316-10087	NUT	1	
3	36616-96J00	HOLDER, CABLE	1	
4	09169-06053	WASHER	2	
5	09320-04009	BUSH	2	
6	02142-06167	SCREW	2	
7	36610-96J90	HARNES ASSY, WIRING	1	
8	33634-96J00	.CAP, SERVICE CONNECTOR	1	
9	09320-08021	.CUSHION	2	
10	36737-96J00	.PULLER, FUSE	1	
11	36721-96J00	.O RING, UPPER COVER	1	
12	36738-96J00	.COVER, FUSE CASE UPPER	1	
13	38860-76F01	.RELAY, ENG CONTROL UNIT	1	
14	38860-76F01	.RELAY ASSY, STARTER MOTOR	1	
15	09481-10501	.FUSE (10A)	3	
16	09481-30501	.FUSE (30A)	3	
17	09481-30401	.FUSE (30A)	1	
18	09481-60401	.FUSE (60A)	2	
19	36612-96J00	CAP, TERMINAL	1	
20	08310-00067	NUT	1	
21	08321-01067	WASHER	1	
22	36617-93J00	BRACKET, HARNES	2	
23	36617-96J00	BRACKET, HARNES	1	
24	01550-06127	BOLT	4	
25	09403-18409	CLAMP	1	
26	09403-20308	CLAMP	1	
27	09407-14403	CLAMP (L:125)	1	
28	09407-14407	CLAMP (L:145)	4	
29	09408-00008	CLIP (ID:20)	2	
30	09408-00024	CLIP (ID:23)	1	
31	01550-06127	BOLT	1	

DF175_E01_016

FIG.322K

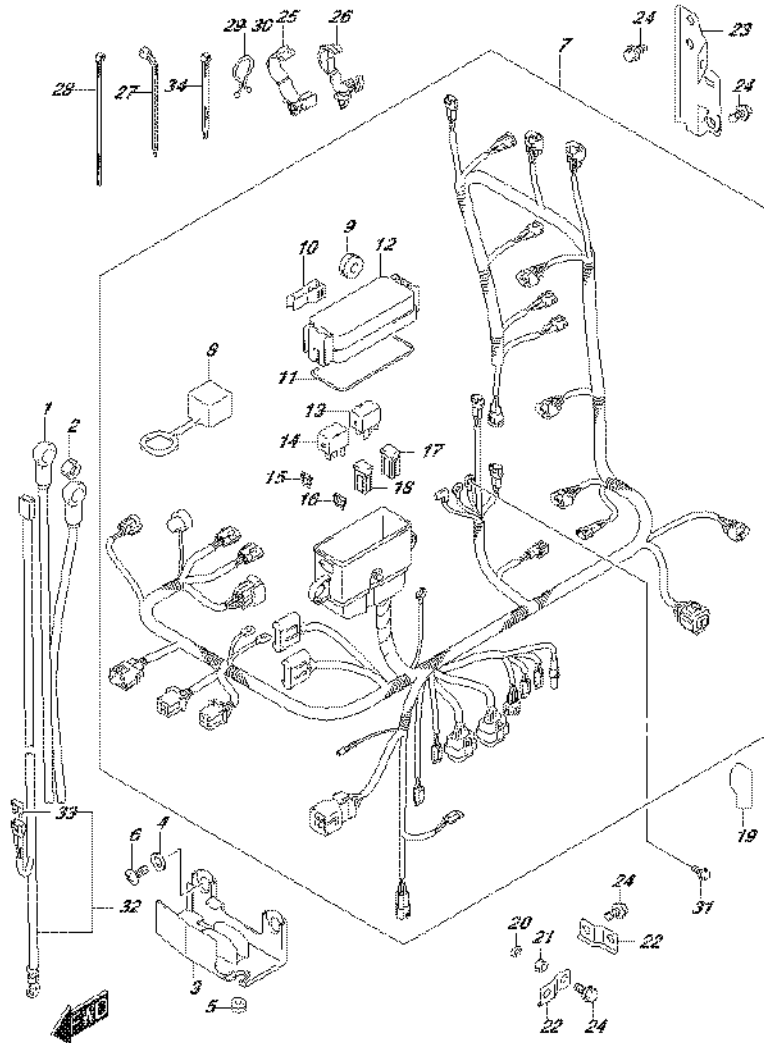
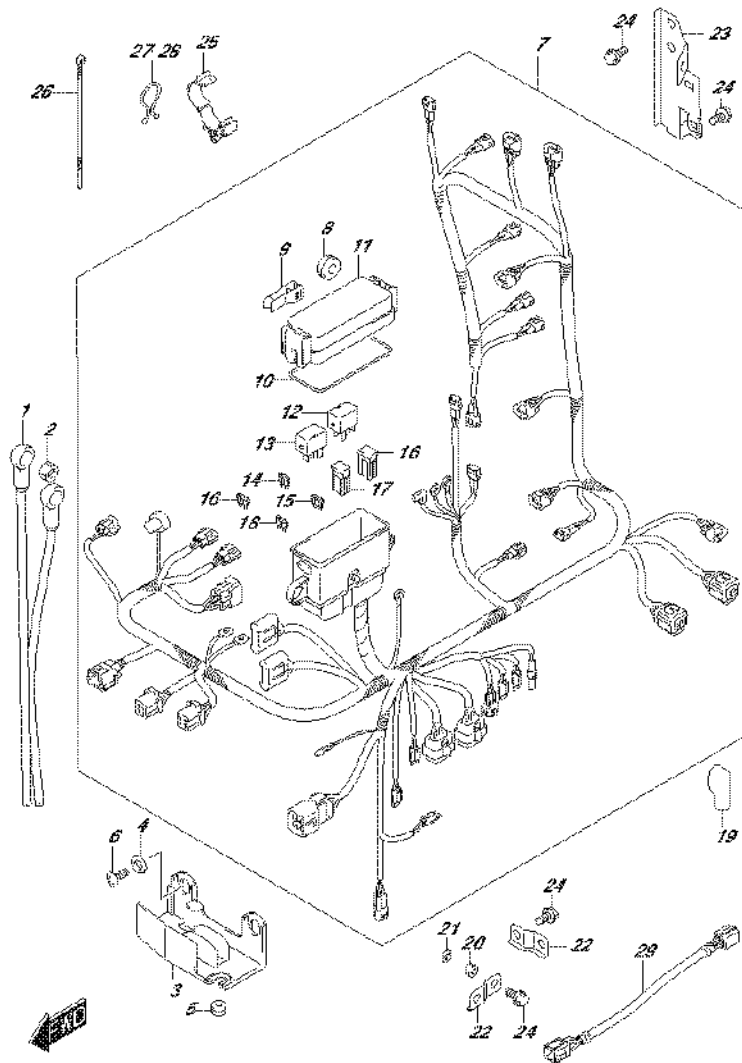


FIG.322K (3-D-3) HARNESS (DF175T E40)

REF NO.	PART NO.	DESCRIPTION	Q'TY	REMARKS
32-1	36625-93J00	LEAD, BATTERY	1	L:3900
32-2	36625-93J10	LEAD, BATTERY	1	OPT L:6700
33	09481-15501	.FUSE (15A)	1	
34	09407-10404	CLAMP (L:100)	2	

FIG.322L



DF175_E01_016_322L
HARNESS

FIG.322L (3-D-4) HARNESS (DF175TG E01)

REF NO.	PART NO.	DESCRIPTION	Q'TY	REMARKS
1	33810-96L00	CABLE ASSY, STARTER MOTOR	1	
2	08316-10087	NUT	1	
3	36616-96J00	HOLDER, CABLE	1	
4	09169-06053	WASHER	2	
5	09320-04009	BUSH	2	
6	02142-06167	SCREW	2	
7	36610-96JB0	HARNESS ASSY, WIRING	1	
8	09320-08021	.CUSHION	2	
9	36737-96J00	.PULLER, FUSE	1	
10	36721-96J00	.O RING, UPPER COVER	1	
11	36738-96J10	.COVER, FUSE CASE UPPER	1	
12	38860-76F01	.RELAY, ENG CONTROL UNIT	1	
13	38860-76F01	.RELAY ASSY, STARTER MOTOR	1	
14	09481-10501	.FUSE (10A)	2	
15	09481-30501	.FUSE (30A)	3	
16	09481-30401	.FUSE (30A)	1	
17	09481-60401	.FUSE (60A)	2	
18	09481-15501	.FUSE (15A)	3	
19	36612-96J00	CAP, TERMINAL	1	
20	08310-00067	NUT	1	
21	08321-01067	WASHER	1	
22	36617-93J00	BRACKET, HARNESS	2	
23	36617-96J00	BRACKET, HARNESS	1	
24	01550-06127	BOLT	4	
25	09403-18409	CLAMP	1	
26	09407-14407	CLAMP (L:145)	4	
27	09408-00008	CLIP (ID:20)	1	
28	09408-00024	CLIP (ID:23)	1	
29	36611-92J00	HARNESS ASSY, WIRING SUB	1	

DF175_E01_016

FIG.322M

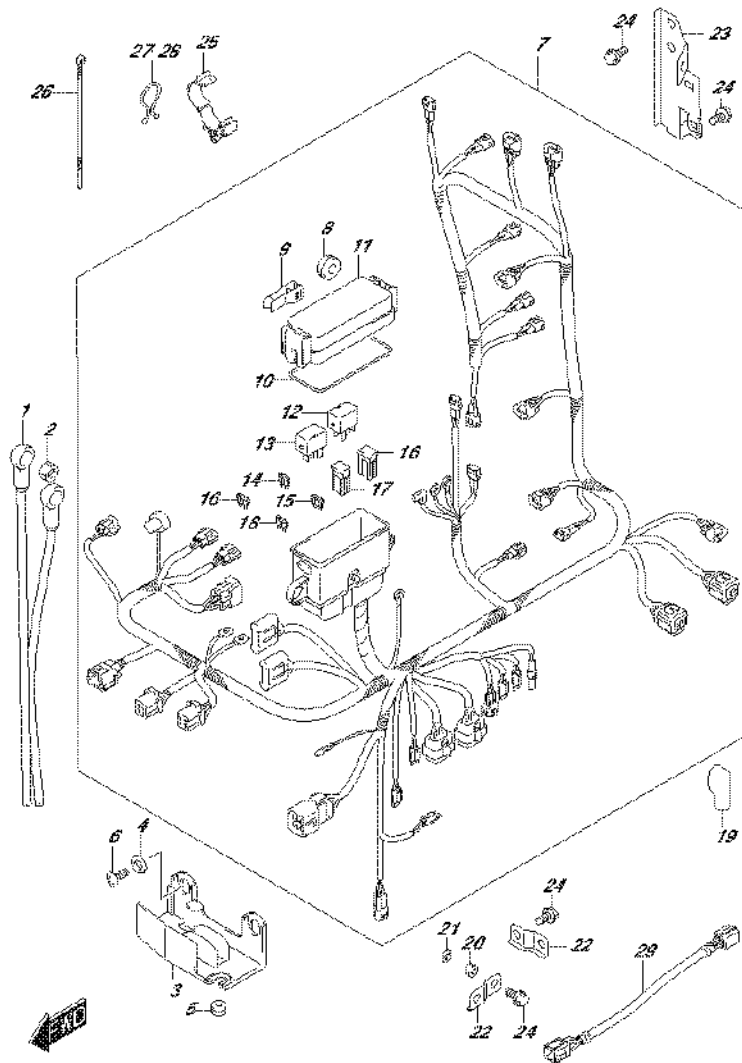
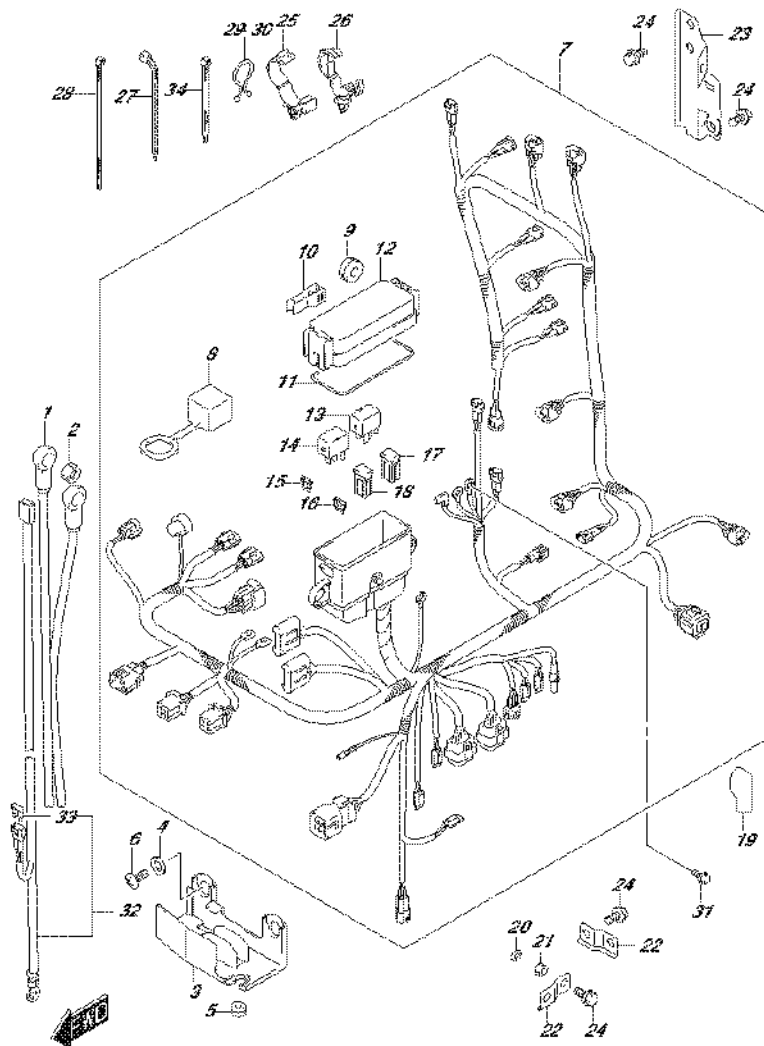


FIG.322M (3-D-5) HARNESS (DF175TG E40)

REF NO.	PART NO.	DESCRIPTION	Q'TY	REMARKS
1	33810-96L00	CABLE ASSY, STARTER MOTOR	1	
2	08316-10087	NUT	1	
3	36616-96J00	HOLDER, CABLE	1	
4	09169-06053	WASHER	2	
5	09320-04009	BUSH	2	
6	02142-06167	SCREW	2	
7	36610-96JB0	HARNESS ASSY, WIRING	1	
8	09320-08021	.CUSHION	2	
9	36737-96J00	.PULLER, FUSE	1	
10	36721-96J00	.O RING, UPPER COVER	1	
11	36738-96J10	.COVER, FUSE CASE UPPER	1	
12	38860-76F01	.RELAY, ENG CONTROL UNIT	1	
13	38860-76F01	.RELAY ASSY, STARTER MOTOR	1	
14	09481-10501	.FUSE (10A)	2	
15	09481-30501	.FUSE (30A)	3	
16	09481-30401	.FUSE (30A)	1	
17	09481-60401	.FUSE (60A)	2	
18	09481-15501	.FUSE (15A)	3	
19	36612-96J00	CAP, TERMINAL	1	
20	08310-00067	NUT	1	
21	08321-01067	WASHER	1	
22	36617-93J00	BRACKET, HARNESS	2	
23	36617-96J00	BRACKET, HARNESS	1	
24	01550-06127	BOLT	4	
25	09403-18409	CLAMP	1	
26	09407-14407	CLAMP (L:145)	4	
27	09408-00008	CLIP (ID:20)	1	
28	09408-00024	CLIP (ID:23)	1	
29	36611-92J00	HARNESS ASSY, WIRING SUB	1	

FIG.322N



DF175_E01_016_322N
HARNESS

FIG.322N (3-D-6) HARNESS (DF175Z E01)

REF NO.	PART NO.	DESCRIPTION	Q'TY	REMARKS
1	33810-96L00	CABLE ASSY, STARTER MOTOR	1	
2	08316-10087	NUT	1	
3	36616-96J00	HOLDER, CABLE	1	
4	09169-06053	WASHER	2	
5	09320-04009	BUSH	2	
6	02142-06167	SCREW	2	
7	36610-96J90	HARNESS ASSY, WIRING	1	
8	33634-96J00	.CAP, SERVICE CONNECTOR	1	
9	09320-08021	.CUSHION	2	
10	36737-96J00	.PULLER, FUSE	1	
11	36721-96J00	.O RING, UPPER COVER	1	
12	36738-96J00	.COVER, FUSE CASE UPPER	1	
13	38860-76F01	.RELAY, ENG CONTROL UNIT	1	
14	38860-76F01	.RELAY ASSY, STARTER MOTOR	1	
15	09481-10501	.FUSE (10A)	3	
16	09481-30501	.FUSE (30A)	3	
17	09481-30401	.FUSE (30A)	1	
18	09481-60401	.FUSE (60A)	2	
19	36612-96J00	CAP, TERMINAL	1	
20	08310-00067	NUT	1	
21	08321-01067	WASHER	1	
22	36617-93J00	BRACKET, HARNESS	2	
23	36617-96J00	BRACKET, HARNESS	1	
24	01550-06127	BOLT	4	
25	09403-18409	CLAMP	1	
26	09403-20308	CLAMP	1	
27	09407-14403	CLAMP (L:125)	1	
28	09407-14407	CLAMP (L:145)	4	
29	09408-00008	CLIP (ID:20)	2	
30	09408-00024	CLIP (ID:23)	1	
31	01550-06127	BOLT	1	

DF175_E01_016

FIG.322N

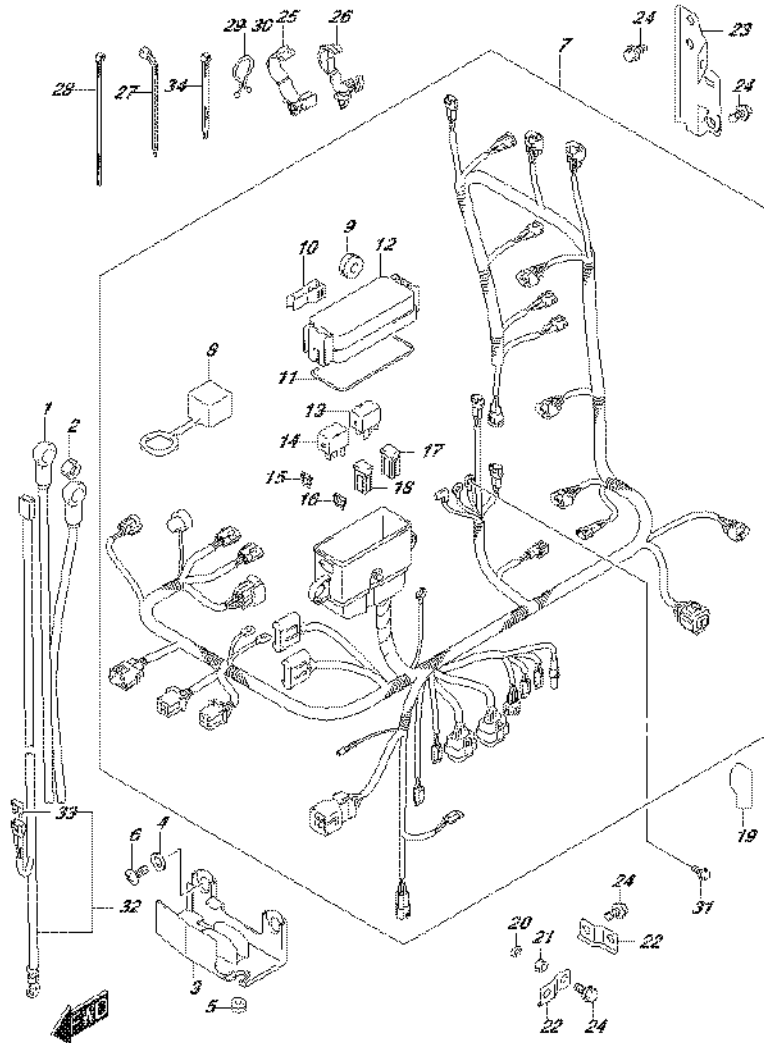
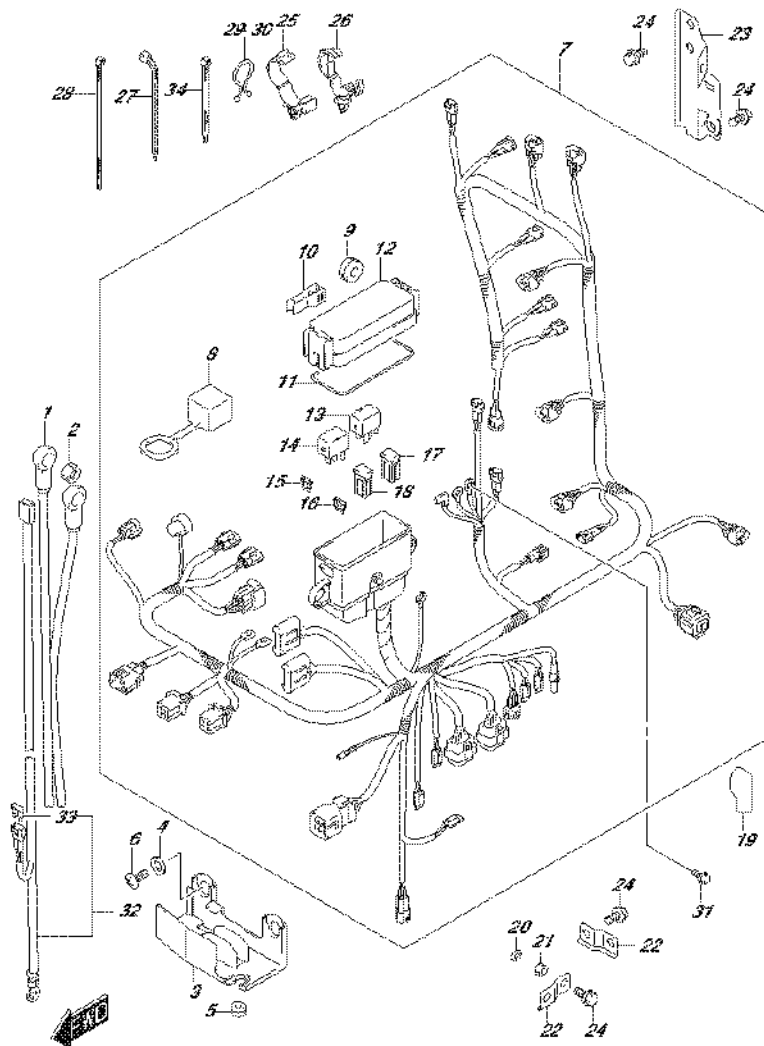


FIG.322N (3-D-7) HARNESS (DF175Z E01)

REF NO.	PART NO.	DESCRIPTION	Q'TY	REMARKS
32-1	36625-93J00	LEAD, BATTERY	1	L:3900
32-2	36625-93J10	LEAD, BATTERY	1	OPT L:6700
33	09481-15501	.FUSE (15A)	1	
34	09407-10404	CLAMP (L:100)	2	

FIG.322P



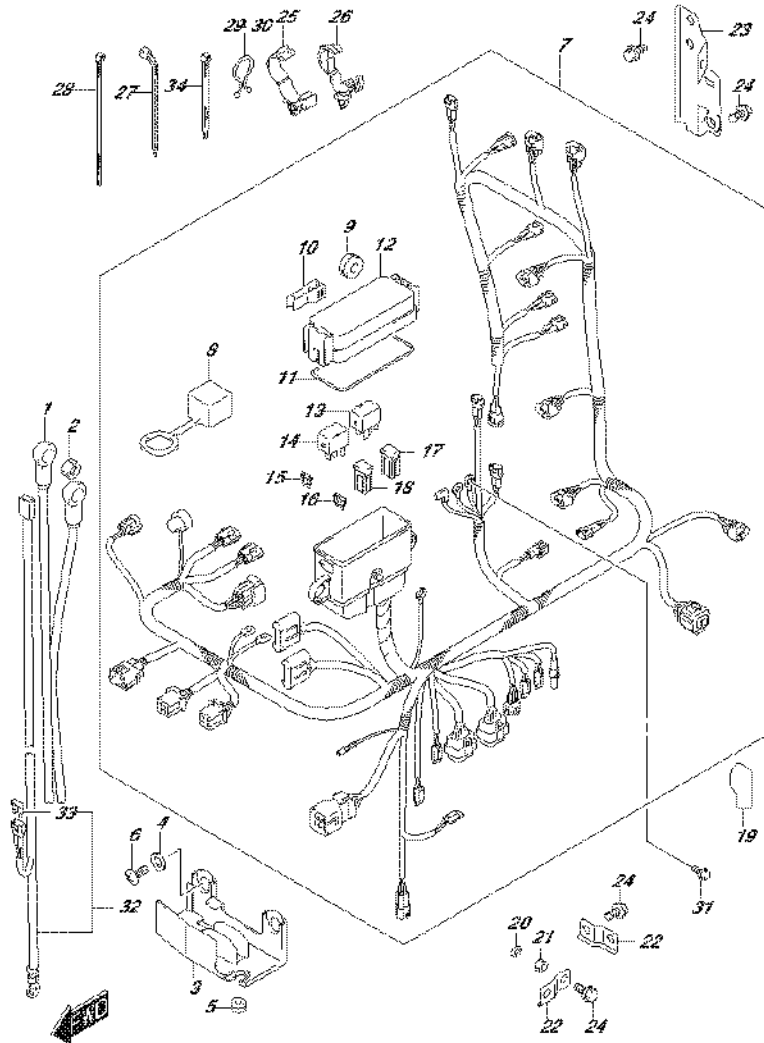
DF175_E01_016_322P
HARNES

FIG.322P (3-D-8) HARNES (DF175Z E40)

REF NO.	PART NO.	DESCRIPTION	Q'TY	REMARKS
1	33810-96L00	CABLE ASSY, STARTER MOTOR	1	
2	08316-10087	NUT	1	
3	36616-96J00	HOLDER, CABLE	1	
4	09169-06053	WASHER	2	
5	09320-04009	BUSH	2	
6	02142-06167	SCREW	2	
7	36610-96J90	HARNES ASSY, WIRING	1	
8	33634-96J00	.CAP, SERVICE CONNECTOR	1	
9	09320-08021	.CUSHION	2	
10	36737-96J00	.PULLER, FUSE	1	
11	36721-96J00	.O RING, UPPER COVER	1	
12	36738-96J00	.COVER, FUSE CASE UPPER	1	
13	38860-76F01	.RELAY, ENG CONTROL UNIT	1	
14	38860-76F01	.RELAY ASSY, STARTER MOTOR	1	
15	09481-10501	.FUSE (10A)	3	
16	09481-30501	.FUSE (30A)	3	
17	09481-30401	.FUSE (30A)	1	
18	09481-60401	.FUSE (60A)	2	
19	36612-96J00	CAP, TERMINAL	1	
20	08310-00067	NUT	1	
21	08321-01067	WASHER	1	
22	36617-93J00	BRACKET, HARNES	2	
23	36617-96J00	BRACKET, HARNES	1	
24	01550-06127	BOLT	4	
25	09403-18409	CLAMP	1	
26	09403-20308	CLAMP	1	
27	09407-14403	CLAMP (L:125)	1	
28	09407-14407	CLAMP (L:145)	4	
29	09408-00008	CLIP (ID:20)	2	
30	09408-00024	CLIP (ID:23)	1	
31	01550-06127	BOLT	1	

DF175_E01_016

FIG.322P



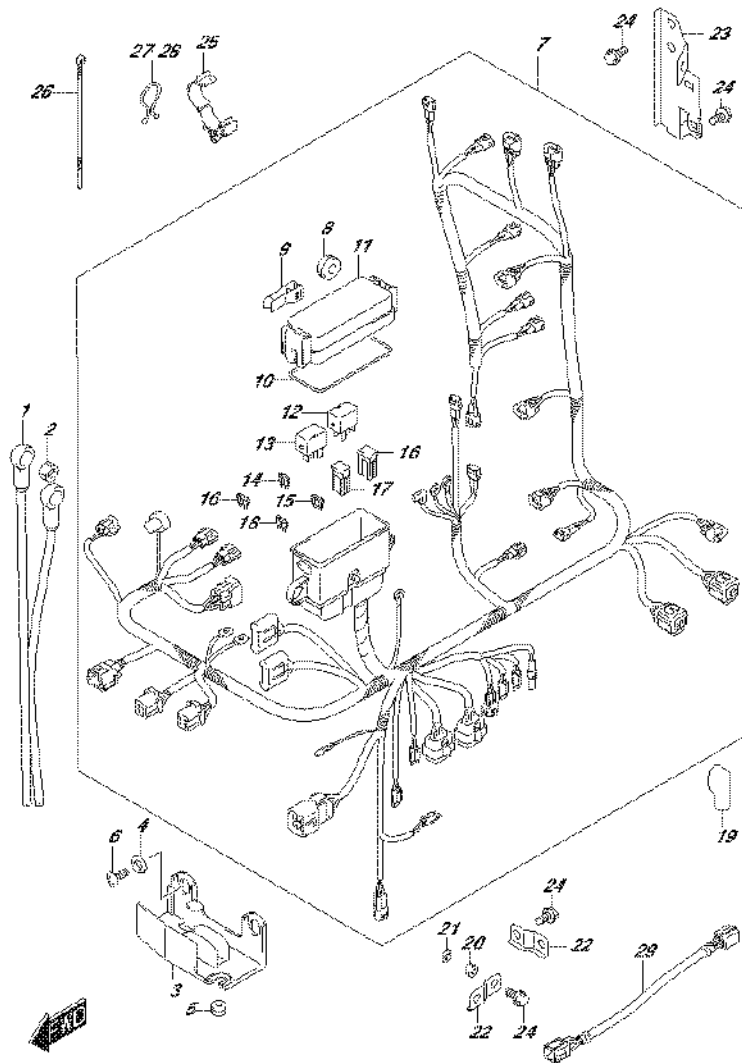
DF175_E01_016_322P
HARNES

FIG.322P (3-D-9) HARNES (DF175Z E40)

REF NO.	PART NO.	DESCRIPTION	Q'TY	REMARKS
32-1	36625-93J00	LEAD, BATTERY	1	L:3900
32-2	36625-93J10	LEAD, BATTERY	1	OPT L:6700
33	09481-15501	.FUSE (15A)	1	
34	09407-10404	CLAMP (L:100)	2	

DF175_E01_016

FIG.322R



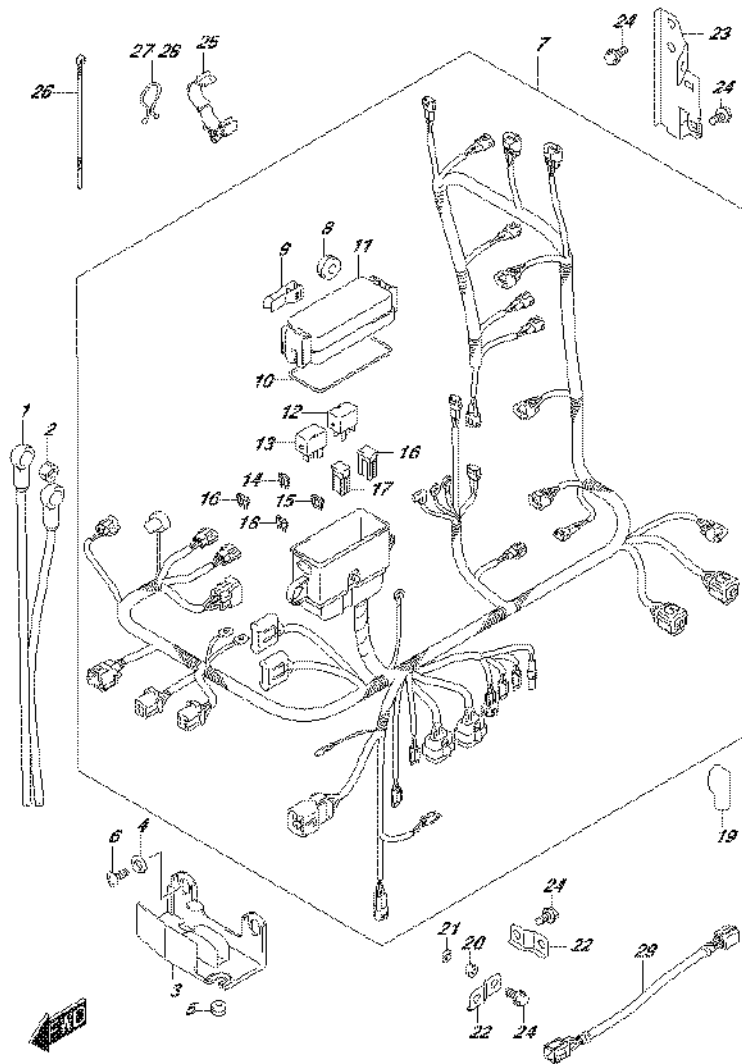
DF175_E01_016_322R
HARNESS

FIG.322R (3-D-10) HARNESS (DF175ZG E01)

REF NO.	PART NO.	DESCRIPTION	Q'TY	REMARKS
1	33810-96L00	CABLE ASSY, STARTER MOTOR	1	
2	08316-10087	NUT	1	
3	36616-96J00	HOLDER, CABLE	1	
4	09169-06053	WASHER	2	
5	09320-04009	BUSH	2	
6	02142-06167	SCREW	2	
7	36610-96JB0	HARNESS ASSY, WIRING	1	
8	09320-08021	.CUSHION	2	
9	36737-96J00	.PULLER, FUSE	1	
10	36721-96J00	.O RING, UPPER COVER	1	
11	36738-96J10	.COVER, FUSE CASE UPPER	1	
12	38860-76F01	.RELAY, ENG CONTROL UNIT	1	
13	38860-76F01	.RELAY ASSY, STARTER MOTOR	1	
14	09481-10501	.FUSE (10A)	2	
15	09481-30501	.FUSE (30A)	3	
16	09481-30401	.FUSE (30A)	1	
17	09481-60401	.FUSE (60A)	2	
18	09481-15501	.FUSE (15A)	3	
19	36612-96J00	CAP, TERMINAL	1	
20	08310-00067	NUT	1	
21	08321-01067	WASHER	1	
22	36617-93J00	BRACKET, HARNESS	2	
23	36617-96J00	BRACKET, HARNESS	1	
24	01550-06127	BOLT	4	
25	09403-18409	CLAMP	1	
26	09407-14407	CLAMP (L:145)	4	
27	09408-00008	CLIP (ID:20)	1	
28	09408-00024	CLIP (ID:23)	1	
29	36611-92J00	HARNESS ASSY, WIRING SUB	1	

DF175_E01_016

FIG.322S



DF175_E01_016_322S
HARNESS

FIG.322S (3-D-11) HARNESS (DF175ZG E40)

REF NO.	PART NO.	DESCRIPTION	Q'TY	REMARKS
1	33810-96L00	CABLE ASSY, STARTER MOTOR	1	
2	08316-10087	NUT	1	
3	36616-96J00	HOLDER, CABLE	1	
4	09169-06053	WASHER	2	
5	09320-04009	BUSH	2	
6	02142-06167	SCREW	2	
7	36610-96JB0	HARNESS ASSY, WIRING	1	
8	09320-08021	.CUSHION	2	
9	36737-96J00	.PULLER, FUSE	1	
10	36721-96J00	.O RING, UPPER COVER	1	
11	36738-96J10	.COVER, FUSE CASE UPPER	1	
12	38860-76F01	.RELAY, ENG CONTROL UNIT	1	
13	38860-76F01	.RELAY ASSY, STARTER MOTOR	1	
14	09481-10501	.FUSE (10A)	2	
15	09481-30501	.FUSE (30A)	3	
16	09481-30401	.FUSE (30A)	1	
17	09481-60401	.FUSE (60A)	2	
18	09481-15501	.FUSE (15A)	3	
19	36612-96J00	CAP, TERMINAL	1	
20	08310-00067	NUT	1	
21	08321-01067	WASHER	1	
22	36617-93J00	BRACKET, HARNESS	2	
23	36617-96J00	BRACKET, HARNESS	1	
24	01550-06127	BOLT	4	
25	09403-18409	CLAMP	1	
26	09407-14407	CLAMP (L:145)	4	
27	09408-00008	CLIP (ID:20)	1	
28	09408-00024	CLIP (ID:23)	1	
29	36611-92J00	HARNESS ASSY, WIRING SUB	1	

DF175_E01_016

FIG.326A

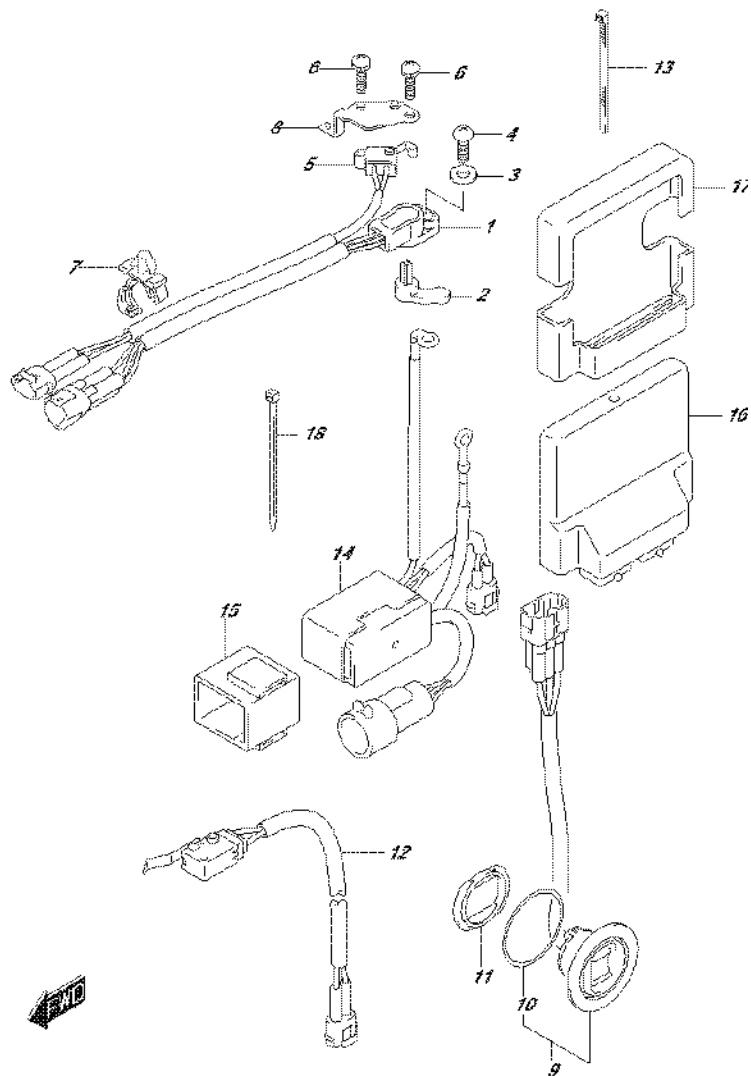


FIG.326A (3-D-12) PTT SWITCH/ENGINE CONTROL UNIT (DF150T E01)

REF NO.	PART NO.	DESCRIPTION	Q'TY	REMARKS
1	13580-93J02	SENSOR ASSY, SHIFT POSITION	1	
2	37729-93J00	LEVER, SHIFT SENSOR	1	
3	09160-05029	WASHER (5.5X12X0.8)	1	
4	02112-35167	SCREW	1	
5	37721-93J00	SWITCH ASSY, NEUTRAL	1	
6	09137-04004	SCREW (4X16)	2	
7	09403-12412	CLAMP	2	
8	37725-96J00	BRACKET, SWITCH ASSY	1	
9	37850-92J00	SWITCH ASSY, PTT	1	
10	37856-92J00	.TAPE, PTT SWITCH	1	
11	37857-92J00	BUSH, PTT SWITCH	1	
12	37722-93J11	SWITCH ASSY, TILT LIMIT	1	
13	09407-14407	CLAMP (L:145)	1	
14	38410-93J12	RELAY ASSY, PTT	1	
15	38415-93J00	HOLDER, PTT RELAY	1	
16	33920-96JC0	UNIT, ENGINE CONTROL	1	
17	33925-93J00	CUSHION, ENGINE CONTROL UNIT	1	
18	09407-14407	CLAMP (L:145)	2	

FIG.326B

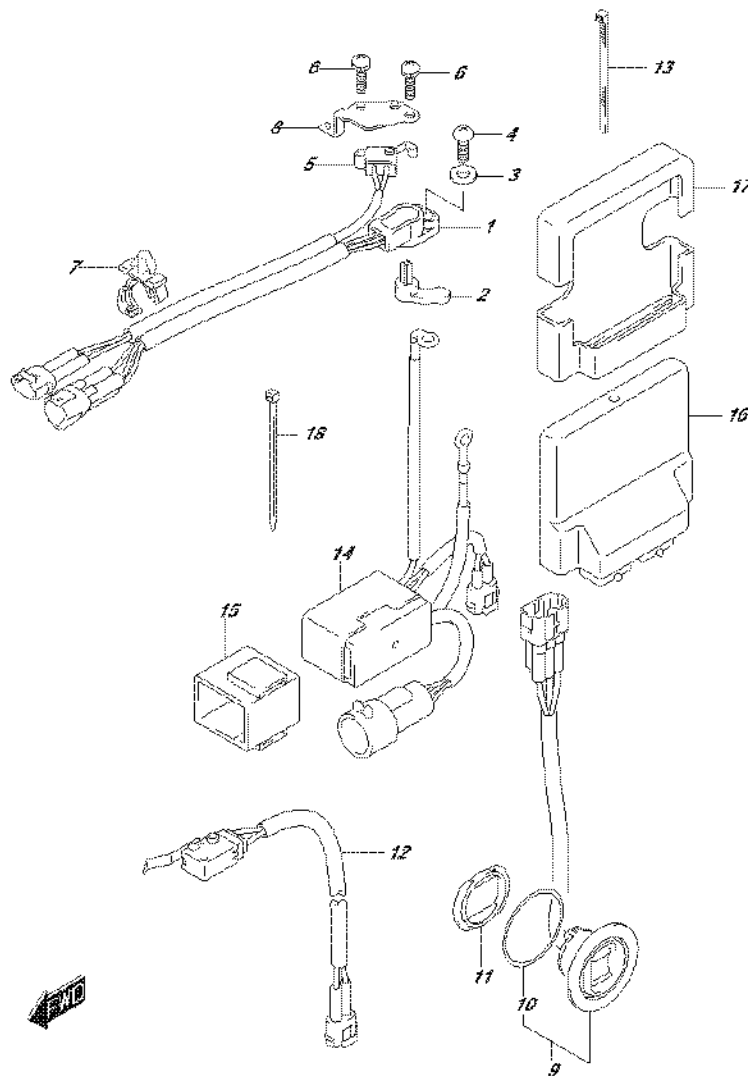


FIG.326B (3-D-13) PTT SWITCH/ENGINE CONTROL UNIT (DF150T E40)

REF NO.	PART NO.	DESCRIPTION	Q'TY	REMARKS
1	13580-93J02	SENSOR ASSY, SHIFT POSITION	1	
2	37729-93J00	LEVER, SHIFT SENSOR	1	
3	09160-05029	WASHER (5.5X12X0.8)	1	
4	02112-35167	SCREW	1	
5	37721-93J00	SWITCH ASSY, NEUTRAL	1	
6	09137-04004	SCREW (4X16)	2	
7	09403-12412	CLAMP	2	
8	37725-96J00	BRACKET, SWITCH ASSY	1	
9	37850-92J00	SWITCH ASSY, PTT	1	
10	37856-92J00	.TAPE, PTT SWITCH	1	
11	37857-92J00	BUSH, PTT SWITCH	1	
12	37722-93J11	SWITCH ASSY, TILT LIMIT	1	
13	09407-14407	CLAMP (L:145)	1	
14	38410-93J12	RELAY ASSY, PTT	1	
15	38415-93J00	HOLDER, PTT RELAY	1	
16	33920-96JD0	UNIT, ENGINE CONTROL	1	
17	33925-93J00	CUSHION, ENGINE CONTROL UNIT	1	
18	09407-14407	CLAMP (L:145)	2	

FIG.326C

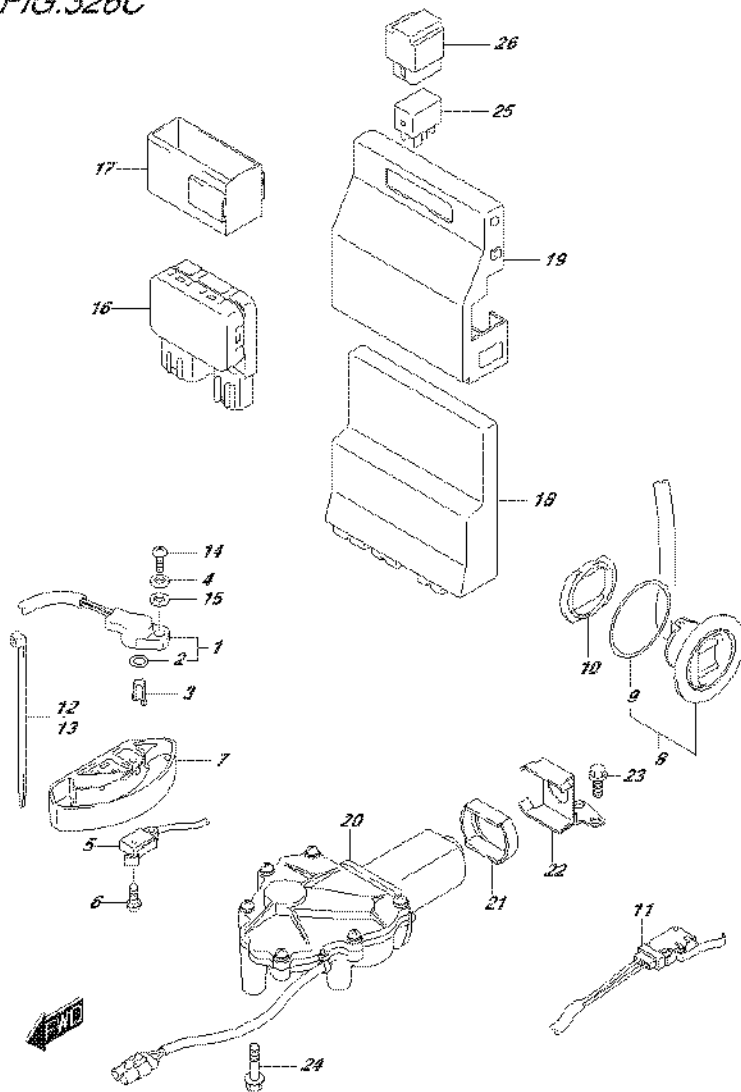


FIG.326C (3-D-14) PTT SWITCH/ENGINE CONTROL UNIT (DF150TG E01)

REF NO.	PART NO.	DESCRIPTION	Q'TY	REMARKS
1	13580-98J02	SENSOR ASSY, SHIFT POSITION	1	
2	13575-40F00	.O RING	1	
3	37729-96L00	LEVER, SHIFT SENSOR	1	
4	09160-05029	WASHER (5.5X12X0.8)	1	
5	37721-93J00	SWITCH ASSY, NEUTRAL	1	
6	09137-04004	SCREW (4X16)	2	
7	37725-93J11	BRACKET, SWITCH ASSY	1	
8	37850-92J00	SWITCH ASSY, PTT	1	
9	37856-92J00	.TAPE, PTT SWITCH	1	
10	37857-92J00	BUSH, PTT SWITCH	1	
11	37722-93J11	SWITCH ASSY, TILT LIMIT	1	
12	09407-14407	CLAMP (L:145)	1	
13	09407-10404	CLAMP (L:100)	1	
14	07130-05167	BOLT	1	
15	08321-0105A	WASHER, LOCK	1	
16	38410-93J20	RELAY ASSY, PTT	1	
17	38415-93J20	HOLDER, PTT RELAY	1	
18	33920-96JJ0	UNIT, ENGINE CONTROL	1	
19	33925-98J00	CUSHION, ENGINE CONTROL UNIT	1	
20	38890-98J10	ACTUATOR ASSY, SHIFT	1	
21	38892-98J00	DAMPER, SHIFT ACTUATOR	1	
22	38895-98J00	BRACKET, SHIFT ACTUATOR	1	
23	01550-06167	BOLT	2	
24	01550-06307	BOLT	3	
25	38860-76F01	RELAY ASSY	2	
26	38915-90J00	HOLDER, RELAY	2	

FIG.326D

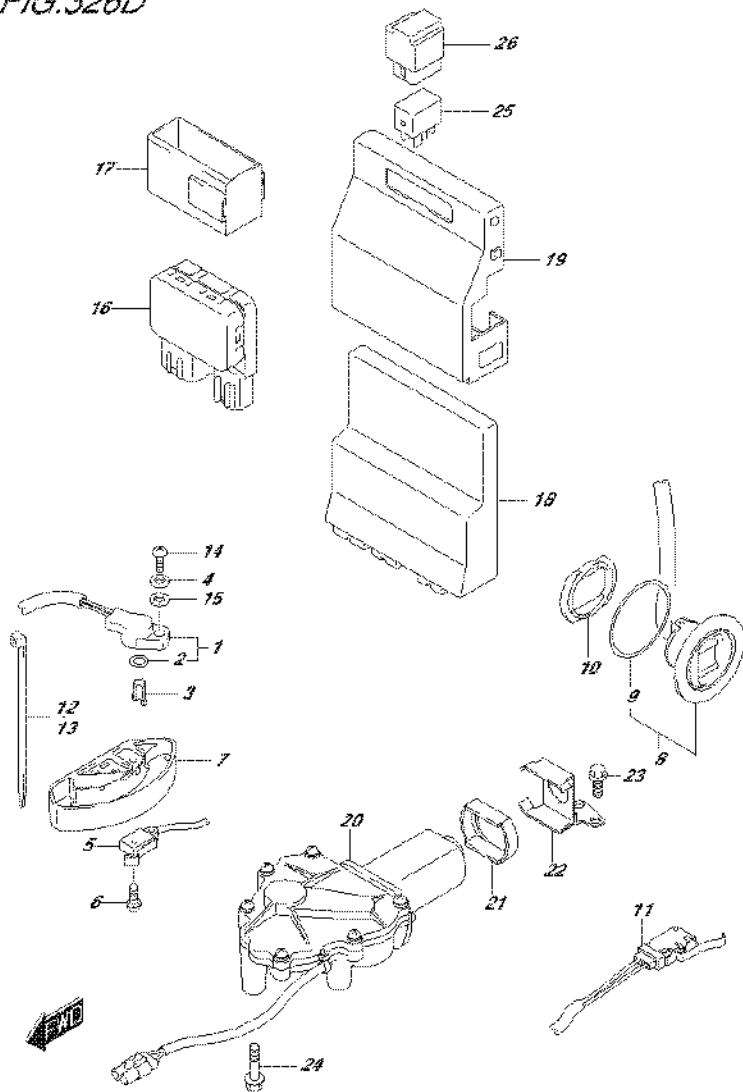


FIG.326D (3-D-15) PTT SWITCH/ENGINE CONTROL UNIT (DF150TG E40)

REF NO.	PART NO.	DESCRIPTION	Q'TY	REMARKS
1	13580-98J02	SENSOR ASSY, SHIFT POSITION	1	
2	13575-40F00	.O RING	1	
3	37729-96L00	LEVER, SHIFT SENSOR	1	
4	09160-05029	WASHER (5.5X12X0.8)	1	
5	37721-93J00	SWITCH ASSY, NEUTRAL	1	
6	09137-04004	SCREW (4X16)	2	
7	37725-93J11	BRACKET, SWITCH ASSY	1	
8	37850-92J00	SWITCH ASSY, PTT	1	
9	37856-92J00	.TAPE, PTT SWITCH	1	
10	37857-92J00	BUSH, PTT SWITCH	1	
11	37722-93J11	SWITCH ASSY, TILT LIMIT	1	
12	09407-14407	CLAMP (L:145)	1	
13	09407-10404	CLAMP (L:100)	1	
14	07130-05167	BOLT	1	
15	08321-0105A	WASHER, LOCK	1	
16	38410-93J20	RELAY ASSY, PTT	1	
17	38415-93J20	HOLDER, PTT RELAY	1	
18	33920-96JL0	UNIT, ENGINE CONTROL	1	
19	33925-98J00	CUSHION, ENGINE CONTROL UNIT	1	
20	38890-98J10	ACTUATOR ASSY, SHIFT	1	
21	38892-98J00	DAMPER, SHIFT ACTUATOR	1	
22	38895-98J00	BRACKET, SHIFT ACTUATOR	1	
23	01550-06167	BOLT	2	
24	01550-06307	BOLT	3	
25	38860-76F01	RELAY ASSY	2	
26	38915-90J00	HOLDER, RELAY	2	

FIG.326E

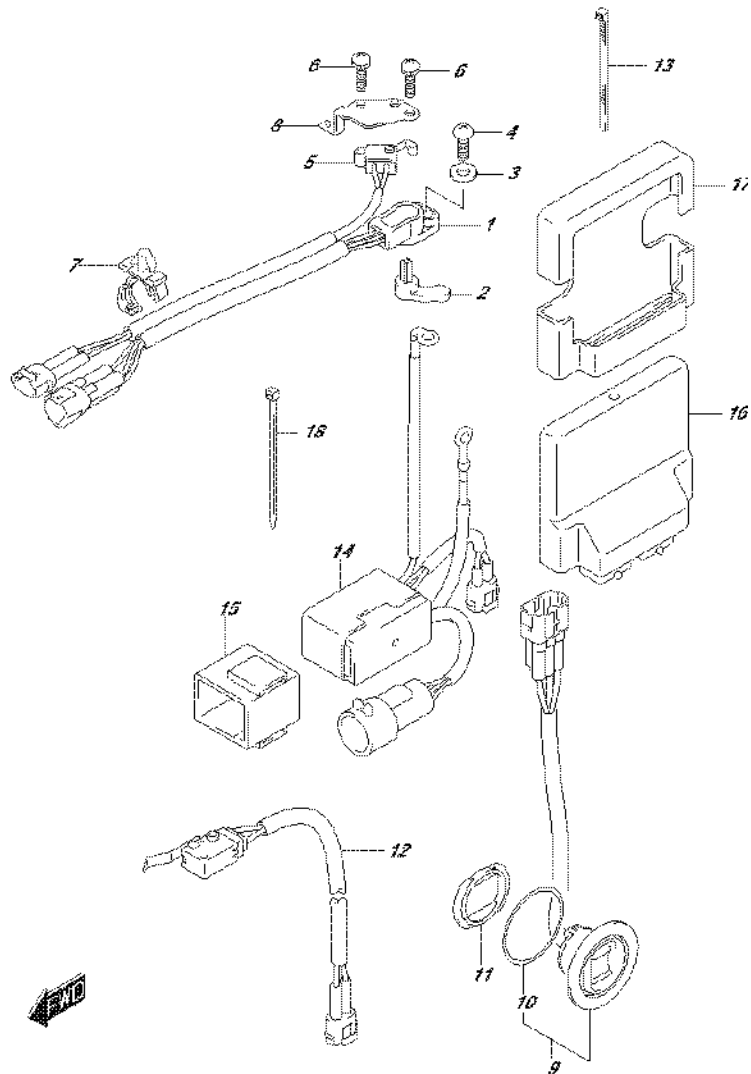


FIG.326E (3-E-2) PTT SWITCH/ENGINE CONTROL UNIT (DF150Z E01)

REF NO.	PART NO.	DESCRIPTION	Q'TY	REMARKS
1	13580-93J02	SENSOR ASSY, SHIFT POSITION	1	
2	37729-93J00	LEVER, SHIFT SENSOR	1	
3	09160-05029	WASHER (5.5X12X0.8)	1	
4	02112-35167	SCREW	1	
5	37721-93J00	SWITCH ASSY, NEUTRAL	1	
6	09137-04004	SCREW (4X16)	2	
7	09403-12412	CLAMP	2	
8	37725-96J00	BRACKET, SWITCH ASSY	1	
9	37850-92J00	SWITCH ASSY, PTT	1	
10	37856-92J00	.TAPE, PTT SWITCH	1	
11	37857-92J00	BUSH, PTT SWITCH	1	
12	37722-93J11	SWITCH ASSY, TILT LIMIT	1	
13	09407-14407	CLAMP (L:145)	1	
14	38410-93J12	RELAY ASSY, PTT	1	
15	38415-93J00	HOLDER, PTT RELAY	1	
16	33920-96JC0	UNIT, ENGINE CONTROL	1	
17	33925-93J00	CUSHION, ENGINE CONTROL UNIT	1	
18	09407-14407	CLAMP (L:145)	2	

FIG.326F

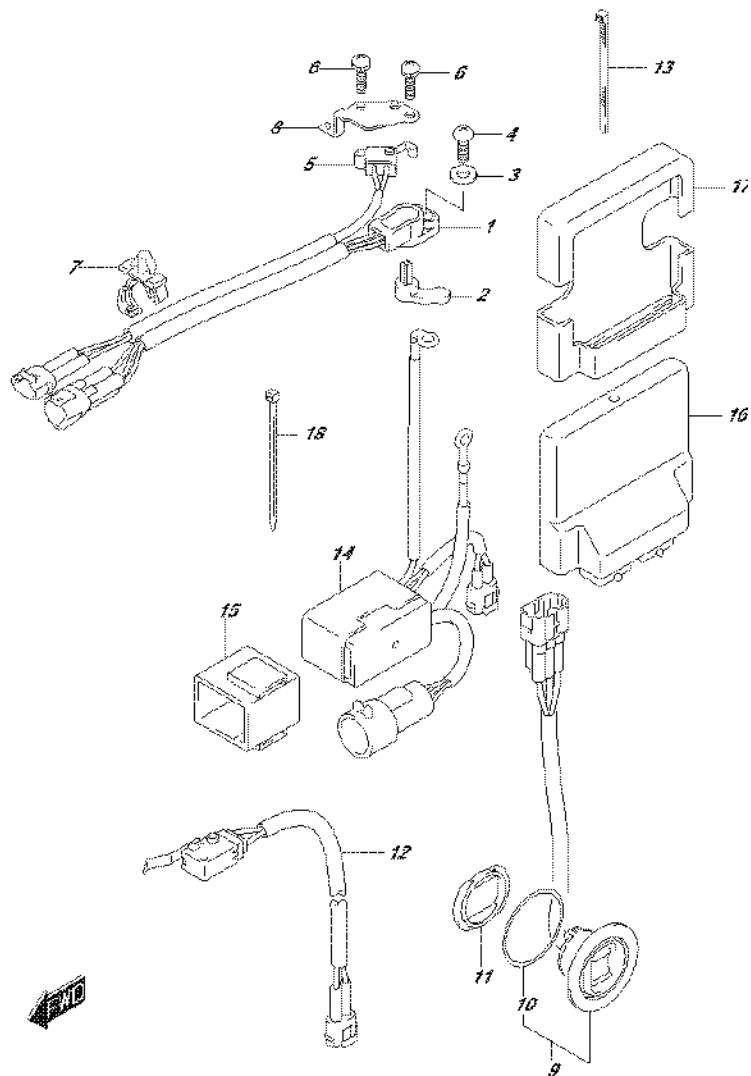


FIG.326F (3-E-3) PTT SWITCH/ENGINE CONTROL UNIT (DF150Z E40)

REF NO.	PART NO.	DESCRIPTION	Q'TY	REMARKS
1	13580-93J02	SENSOR ASSY, SHIFT POSITION	1	
2	37729-93J00	LEVER, SHIFT SENSOR	1	
3	09160-05029	WASHER (5.5X12X0.8)	1	
4	02112-35167	SCREW	1	
5	37721-93J00	SWITCH ASSY, NEUTRAL	1	
6	09137-04004	SCREW (4X16)	2	
7	09403-12412	CLAMP	2	
8	37725-96J00	BRACKET, SWITCH ASSY	1	
9	37850-92J00	SWITCH ASSY, PTT	1	
10	37856-92J00	.TAPE, PTT SWITCH	1	
11	37857-92J00	BUSH, PTT SWITCH	1	
12	37722-93J11	SWITCH ASSY, TILT LIMIT	1	
13	09407-14407	CLAMP (L:145)	1	
14	38410-93J12	RELAY ASSY, PTT	1	
15	38415-93J00	HOLDER, PTT RELAY	1	
16	33920-96JD0	UNIT, ENGINE CONTROL	1	
17	33925-93J00	CUSHION, ENGINE CONTROL UNIT	1	
18	09407-14407	CLAMP (L:145)	2	

FIG.326G

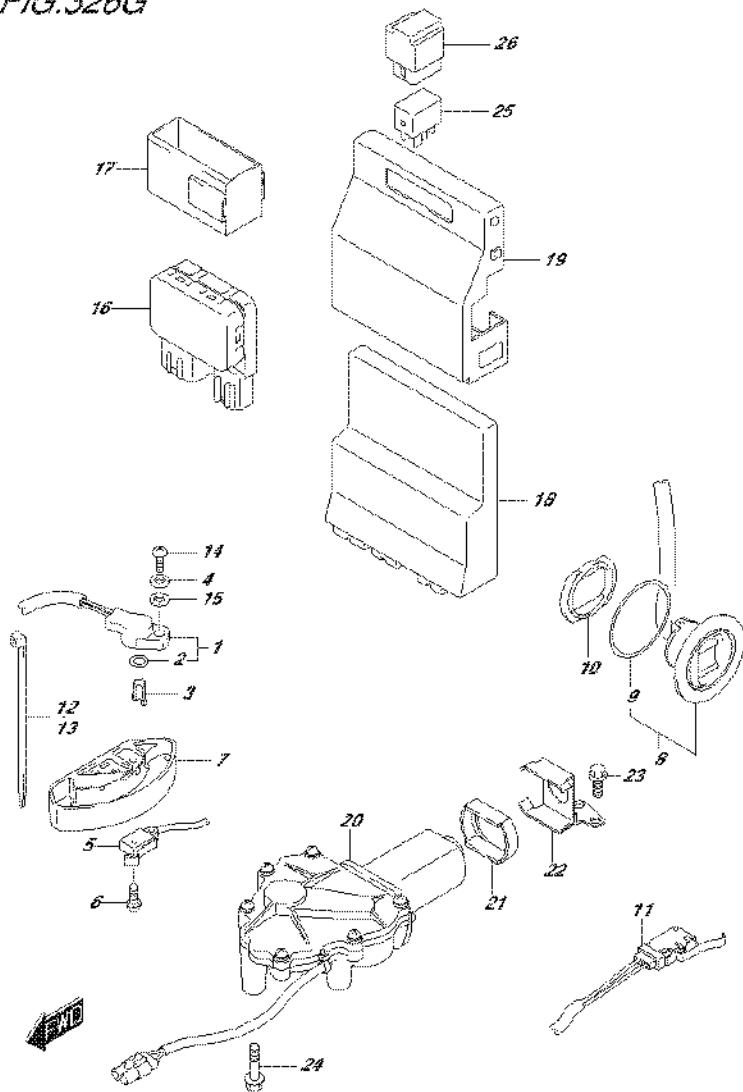


FIG.326G (3-E-4) PTT SWITCH/ENGINE CONTROL UNIT (DF150ZG E01)

REF NO.	PART NO.	DESCRIPTION	Q'TY	REMARKS
1	13580-98J02	SENSOR ASSY, SHIFT POSITION	1	
2	13575-40F00	.O RING	1	
3	37729-96L00	LEVER, SHIFT SENSOR	1	
4	09160-05029	WASHER (5.5X12X0.8)	1	
5	37721-93J00	SWITCH ASSY, NEUTRAL	1	
6	09137-04004	SCREW (4X16)	2	
7	37725-93J11	BRACKET, SWITCH ASSY	1	
8	37850-92J00	SWITCH ASSY, PTT	1	
9	37856-92J00	.TAPE, PTT SWITCH	1	
10	37857-92J00	BUSH, PTT SWITCH	1	
11	37722-93J11	SWITCH ASSY, TILT LIMIT	1	
12	09407-14407	CLAMP (L:145)	1	
13	09407-10404	CLAMP (L:100)	1	
14	07130-05167	BOLT	1	
15	08321-0105A	WASHER, LOCK	1	
16	38410-93J20	RELAY ASSY, PTT	1	
17	38415-93J20	HOLDER, PTT RELAY	1	
18	33920-96JJ0	UNIT, ENGINE CONTROL	1	
19	33925-98J00	CUSHION, ENGINE CONTROL UNIT	1	
20	38890-98J10	ACTUATOR ASSY, SHIFT	1	
21	38892-98J00	DAMPER, SHIFT ACTUATOR	1	
22	38895-98J00	BRACKET, SHIFT ACTUATOR	1	
23	01550-06167	BOLT	2	
24	01550-06307	BOLT	3	
25	38860-76F01	RELAY ASSY	2	
26	38915-90J00	HOLDER, RELAY	2	

FIG.326H

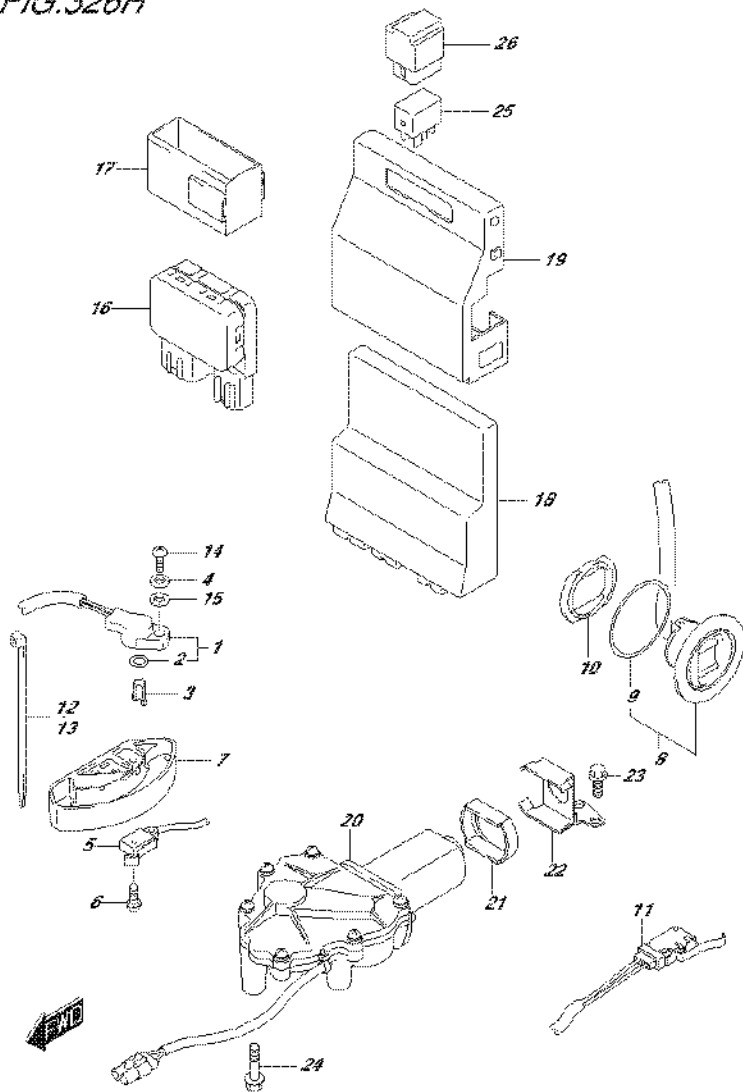


FIG.326H (3-E-5) PTT SWITCH/ENGINE CONTROL UNIT (DF150ZG E40)

REF NO.	PART NO.	DESCRIPTION	Q'TY	REMARKS
1	13580-98J02	SENSOR ASSY, SHIFT POSITION	1	
2	13575-40F00	.O RING	1	
3	37729-96L00	LEVER, SHIFT SENSOR	1	
4	09160-05029	WASHER (5.5X12X0.8)	1	
5	37721-93J00	SWITCH ASSY, NEUTRAL	1	
6	09137-04004	SCREW (4X16)	2	
7	37725-93J11	BRACKET, SWITCH ASSY	1	
8	37850-92J00	SWITCH ASSY, PTT	1	
9	37856-92J00	.TAPE, PTT SWITCH	1	
10	37857-92J00	BUSH, PTT SWITCH	1	
11	37722-93J11	SWITCH ASSY, TILT LIMIT	1	
12	09407-14407	CLAMP (L:145)	1	
13	09407-10404	CLAMP (L:100)	1	
14	07130-05167	BOLT	1	
15	08321-0105A	WASHER, LOCK	1	
16	38410-93J20	RELAY ASSY, PTT	1	
17	38415-93J20	HOLDER, PTT RELAY	1	
18	33920-96JL0	UNIT, ENGINE CONTROL	1	
19	33925-98J00	CUSHION, ENGINE CONTROL UNIT	1	
20	38890-98J10	ACTUATOR ASSY, SHIFT	1	
21	38892-98J00	DAMPER, SHIFT ACTUATOR	1	
22	38895-98J00	BRACKET, SHIFT ACTUATOR	1	
23	01550-06167	BOLT	2	
24	01550-06307	BOLT	3	
25	38860-76F01	RELAY ASSY	2	
26	38915-90J00	HOLDER, RELAY	2	

FIG.326J

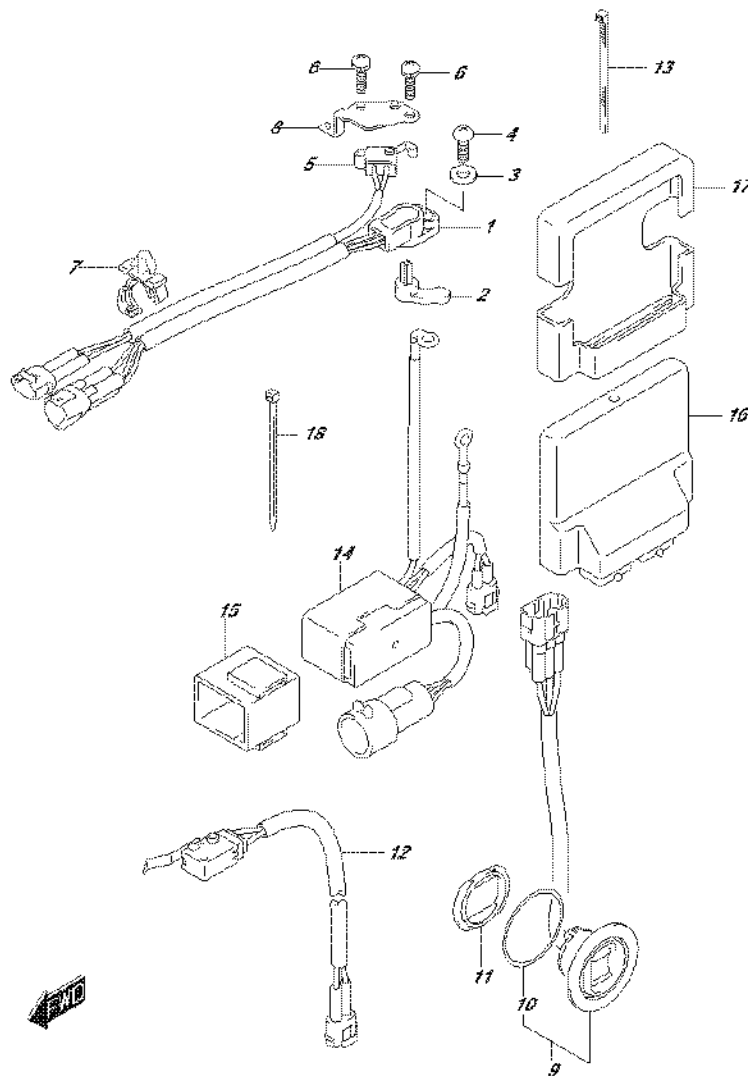


FIG.326J (3-E-6) PTT SWITCH/ENGINE CONTROL UNIT (DF175T E01)

REF NO.	PART NO.	DESCRIPTION	Q'TY	REMARKS
1	13580-93J02	SENSOR ASSY, SHIFT POSITION	1	
2	37729-93J00	LEVER, SHIFT SENSOR	1	
3	09160-05029	WASHER (5.5X12X0.8)	1	
4	02112-35167	SCREW	1	
5	37721-93J00	SWITCH ASSY, NEUTRAL	1	
6	09137-04004	SCREW (4X16)	2	
7	09403-12412	CLAMP	2	
8	37725-96J00	BRACKET, SWITCH ASSY	1	
9	37850-92J00	SWITCH ASSY, PTT	1	
10	37856-92J00	.TAPE, PTT SWITCH	1	
11	37857-92J00	BUSH, PTT SWITCH	1	
12	37722-93J11	SWITCH ASSY, TILT LIMIT	1	
13	09407-14407	CLAMP (L:145)	1	
14	38410-93J12	RELAY ASSY, PTT	1	
15	38415-93J00	HOLDER, PTT RELAY	1	
16	33920-96JC0	UNIT, ENGINE CONTROL	1	
17	33925-93J00	CUSHION, ENGINE CONTROL UNIT	1	
18	09407-14407	CLAMP (L:145)	2	

FIG.326K

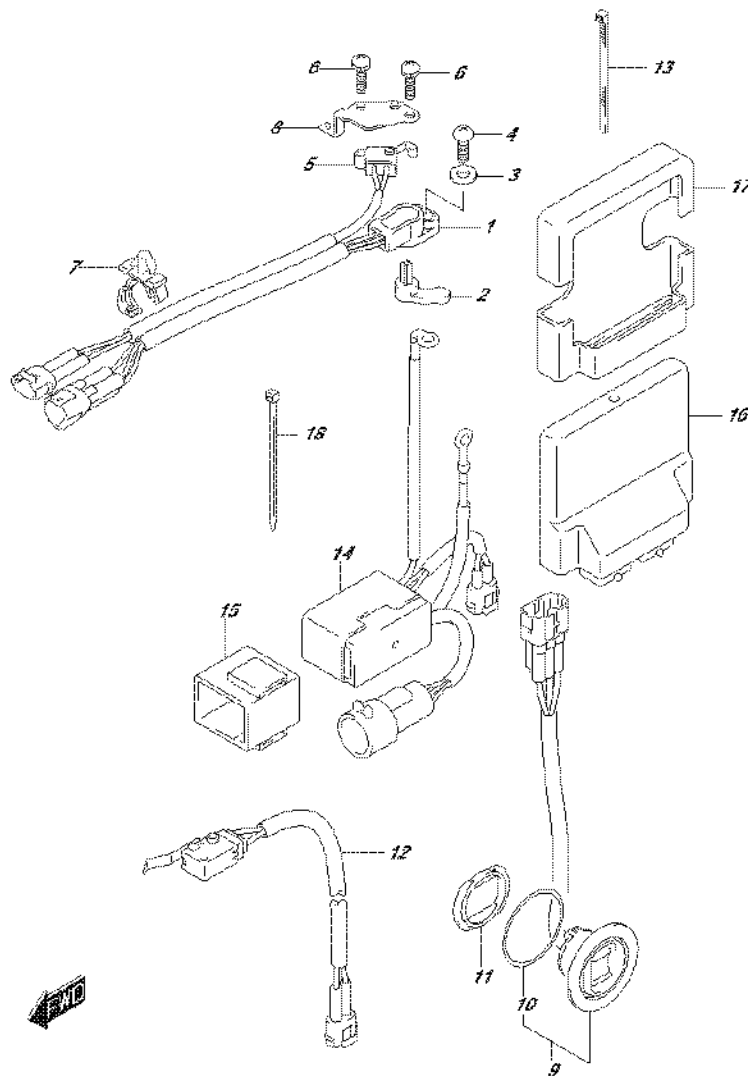


FIG.326K (3-E-7) PTT SWITCH/ENGINE CONTROL UNIT (DF175T E40)

REF NO.	PART NO.	DESCRIPTION	Q'TY	REMARKS
1	13580-93J02	SENSOR ASSY, SHIFT POSITION	1	
2	37729-93J00	LEVER, SHIFT SENSOR	1	
3	09160-05029	WASHER (5.5X12X0.8)	1	
4	02112-35167	SCREW	1	
5	37721-93J00	SWITCH ASSY, NEUTRAL	1	
6	09137-04004	SCREW (4X16)	2	
7	09403-12412	CLAMP	2	
8	37725-96J00	BRACKET, SWITCH ASSY	1	
9	37850-92J00	SWITCH ASSY, PTT	1	
10	37856-92J00	.TAPE, PTT SWITCH	1	
11	37857-92J00	BUSH, PTT SWITCH	1	
12	37722-93J11	SWITCH ASSY, TILT LIMIT	1	
13	09407-14407	CLAMP (L:145)	1	
14	38410-93J12	RELAY ASSY, PTT	1	
15	38415-93J00	HOLDER, PTT RELAY	1	
16	33920-96JD0	UNIT, ENGINE CONTROL	1	
17	33925-93J00	CUSHION, ENGINE CONTROL UNIT	1	
18	09407-14407	CLAMP (L:145)	2	

FIG.326L

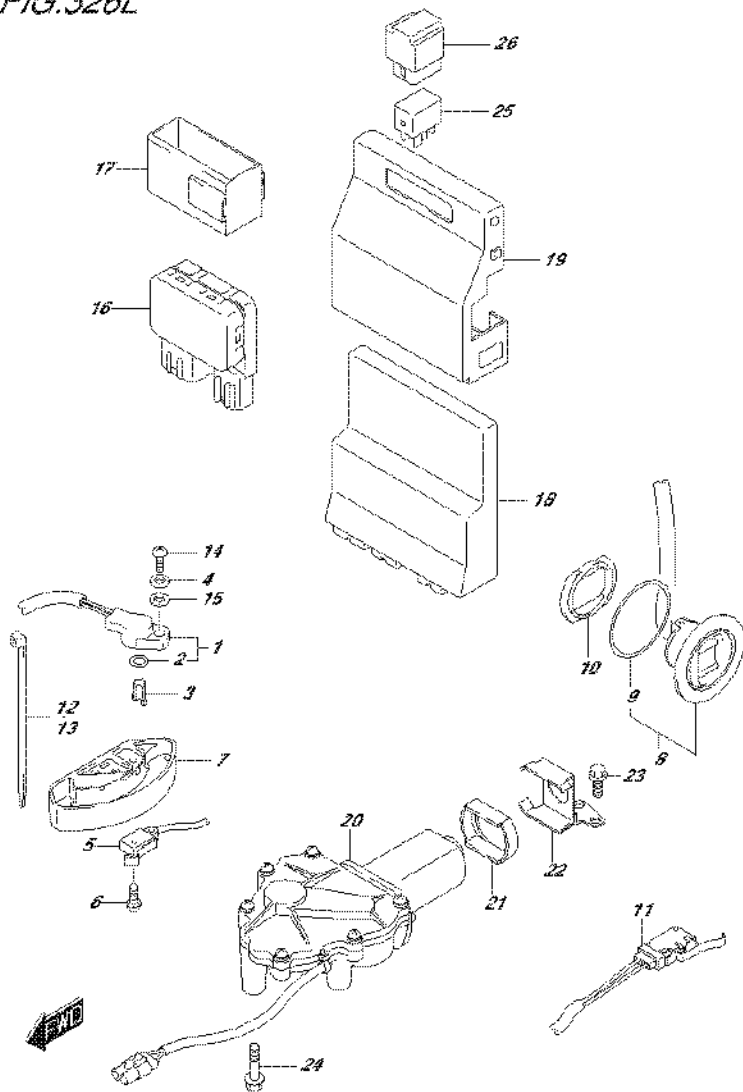


FIG.326L (3-E-8) PTT SWITCH/ENGINE CONTROL UNIT (DF175TG E01)

REF NO.	PART NO.	DESCRIPTION	Q'TY	REMARKS
1	13580-98J02	SENSOR ASSY, SHIFT POSITION	1	
2	13575-40F00	.O RING	1	
3	37729-96L00	LEVER, SHIFT SENSOR	1	
4	09160-05029	WASHER (5.5X12X0.8)	1	
5	37721-93J00	SWITCH ASSY, NEUTRAL	1	
6	09137-04004	SCREW (4X16)	2	
7	37725-93J11	BRACKET, SWITCH ASSY	1	
8	37850-92J00	SWITCH ASSY, PTT	1	
9	37856-92J00	.TAPE, PTT SWITCH	1	
10	37857-92J00	BUSH, PTT SWITCH	1	
11	37722-93J11	SWITCH ASSY, TILT LIMIT	1	
12	09407-14407	CLAMP (L:145)	1	
13	09407-10404	CLAMP (L:100)	1	
14	07130-05167	BOLT	1	
15	08321-0105A	WASHER, LOCK	1	
16	38410-93J20	RELAY ASSY, PTT	1	
17	38415-93J20	HOLDER, PTT RELAY	1	
18	33920-96JK0	UNIT, ENGINE CONTROL	1	
19	33925-98J00	CUSHION, ENGINE CONTROL UNIT	1	
20	38890-98J10	ACTUATOR ASSY, SHIFT	1	
21	38892-98J00	DAMPER, SHIFT ACTUATOR	1	
22	38895-98J00	BRACKET, SHIFT ACTUATOR	1	
23	01550-06167	BOLT	2	
24	01550-06307	BOLT	3	
25	38860-76F01	RELAY ASSY	2	
26	38915-90J00	HOLDER, RELAY	2	

FIG.326M

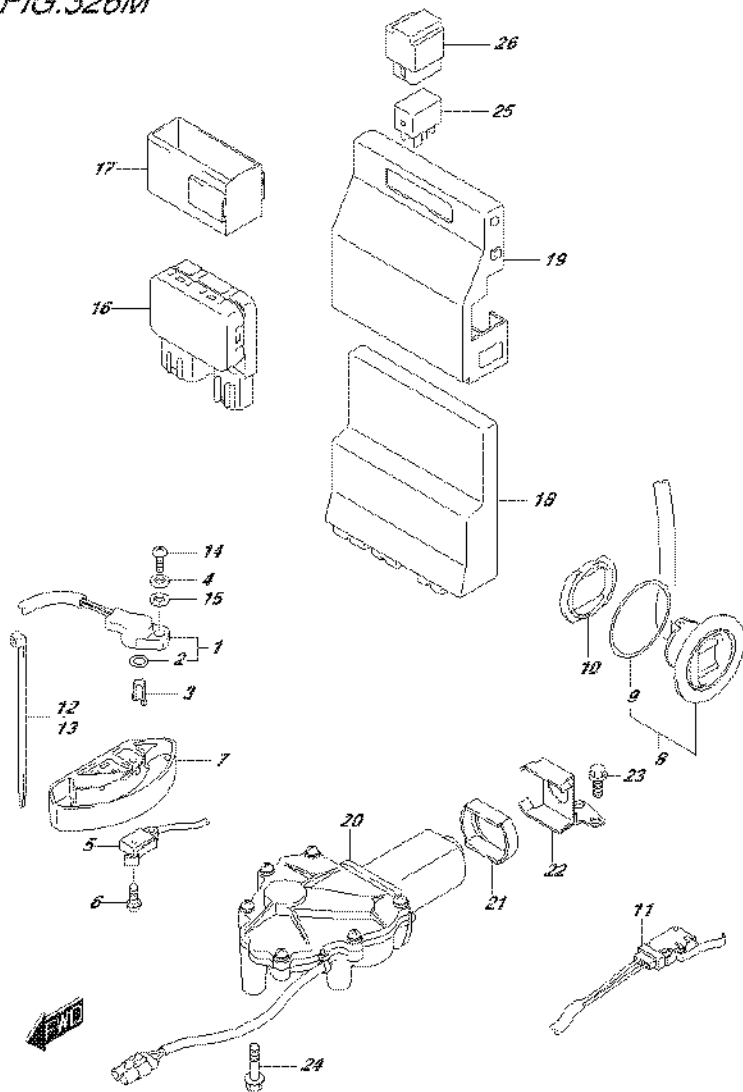


FIG.326M (3-E-9) PTT SWITCH/ENGINE CONTROL UNIT (DF175TG E40)

REF NO.	PART NO.	DESCRIPTION	Q'TY	REMARKS
1	13580-98J02	SENSOR ASSY, SHIFT POSITION	1	
2	13575-40F00	.O RING	1	
3	37729-96L00	LEVER, SHIFT SENSOR	1	
4	09160-05029	WASHER (5.5X12X0.8)	1	
5	37721-93J00	SWITCH ASSY, NEUTRAL	1	
6	09137-04004	SCREW (4X16)	2	
7	37725-93J11	BRACKET, SWITCH ASSY	1	
8	37850-92J00	SWITCH ASSY, PTT	1	
9	37856-92J00	.TAPE, PTT SWITCH	1	
10	37857-92J00	BUSH, PTT SWITCH	1	
11	37722-93J11	SWITCH ASSY, TILT LIMIT	1	
12	09407-14407	CLAMP (L:145)	1	
13	09407-10404	CLAMP (L:100)	1	
14	07130-05167	BOLT	1	
15	08321-0105A	WASHER, LOCK	1	
16	38410-93J20	RELAY ASSY, PTT	1	
17	38415-93J20	HOLDER, PTT RELAY	1	
18	33920-96JM0	UNIT, ENGINE CONTROL	1	
19	33925-98J00	CUSHION, ENGINE CONTROL UNIT	1	
20	38890-98J10	ACTUATOR ASSY, SHIFT	1	
21	38892-98J00	DAMPER, SHIFT ACTUATOR	1	
22	38895-98J00	BRACKET, SHIFT ACTUATOR	1	
23	01550-06167	BOLT	2	
24	01550-06307	BOLT	3	
25	38860-76F01	RELAY ASSY	2	
26	38915-90J00	HOLDER, RELAY	2	

FIG.326N

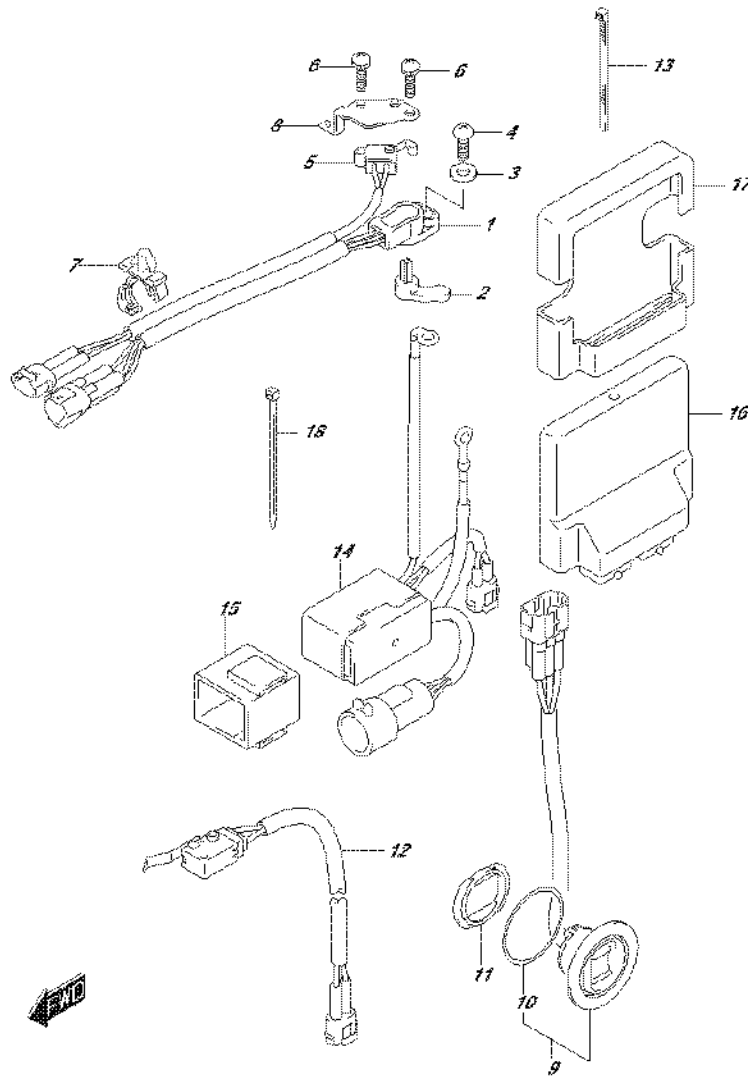


FIG.326N (3-E-10) PTT SWITCH/ENGINE CONTROL UNIT (DF175Z E01)

REF NO.	PART NO.	DESCRIPTION	Q'TY	REMARKS
1	13580-93J02	SENSOR ASSY, SHIFT POSITION	1	
2	37729-93J00	LEVER, SHIFT SENSOR	1	
3	09160-05029	WASHER (5.5X12X0.8)	1	
4	02112-35167	SCREW	1	
5	37721-93J00	SWITCH ASSY, NEUTRAL	1	
6	09137-04004	SCREW (4X16)	2	
7	09403-12412	CLAMP	2	
8	37725-96J00	BRACKET, SWITCH ASSY	1	
9	37850-92J00	SWITCH ASSY, PTT	1	
10	37856-92J00	.TAPE, PTT SWITCH	1	
11	37857-92J00	BUSH, PTT SWITCH	1	
12	37722-93J11	SWITCH ASSY, TILT LIMIT	1	
13	09407-14407	CLAMP (L:145)	1	
14	38410-93J12	RELAY ASSY, PTT	1	
15	38415-93J00	HOLDER, PTT RELAY	1	
16	33920-96JC0	UNIT, ENGINE CONTROL	1	
17	33925-93J00	CUSHION, ENGINE CONTROL UNIT	1	
18	09407-14407	CLAMP (L:145)	2	

FIG.326P

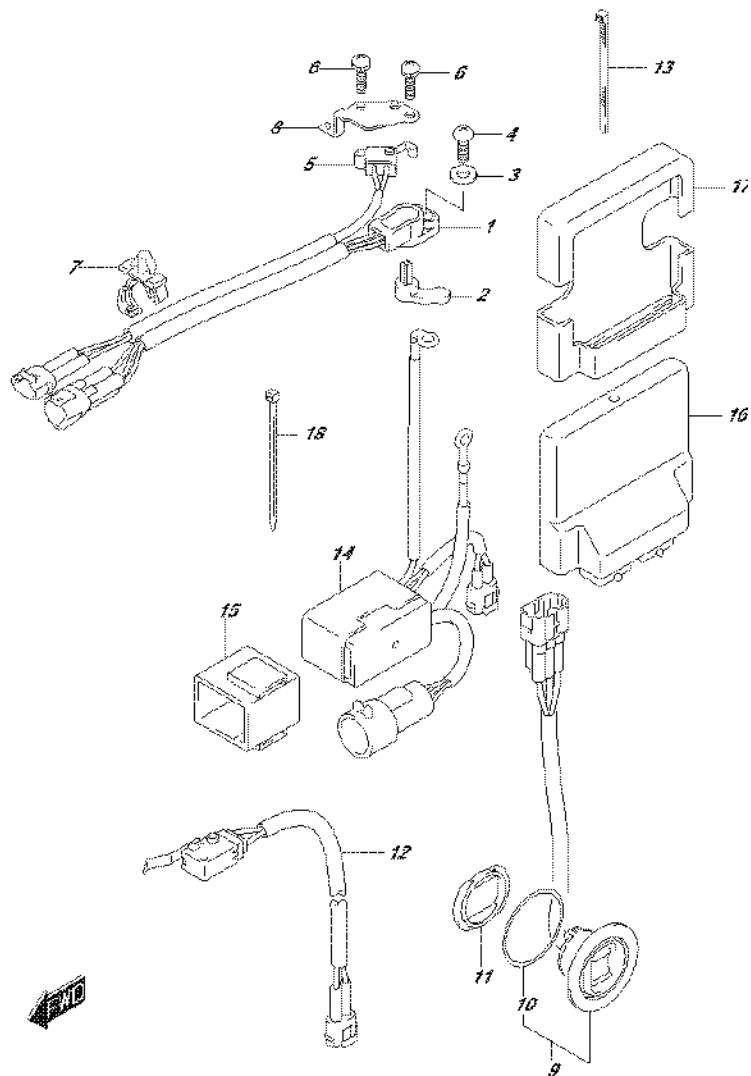


FIG.326P (3-E-11) PTT SWITCH/ENGINE CONTROL UNIT (DF175Z E40)

REF NO.	PART NO.	DESCRIPTION	Q'TY	REMARKS
1	13580-93J02	SENSOR ASSY, SHIFT POSITION	1	
2	37729-93J00	LEVER, SHIFT SENSOR	1	
3	09160-05029	WASHER (5.5X12X0.8)	1	
4	02112-35167	SCREW	1	
5	37721-93J00	SWITCH ASSY, NEUTRAL	1	
6	09137-04004	SCREW (4X16)	2	
7	09403-12412	CLAMP	2	
8	37725-96J00	BRACKET, SWITCH ASSY	1	
9	37850-92J00	SWITCH ASSY, PTT	1	
10	37856-92J00	.TAPE, PTT SWITCH	1	
11	37857-92J00	BUSH, PTT SWITCH	1	
12	37722-93J11	SWITCH ASSY, TILT LIMIT	1	
13	09407-14407	CLAMP (L:145)	1	
14	38410-93J12	RELAY ASSY, PTT	1	
15	38415-93J00	HOLDER, PTT RELAY	1	
16	33920-96JD0	UNIT, ENGINE CONTROL	1	
17	33925-93J00	CUSHION, ENGINE CONTROL UNIT	1	
18	09407-14407	CLAMP (L:145)	2	

FIG.326R

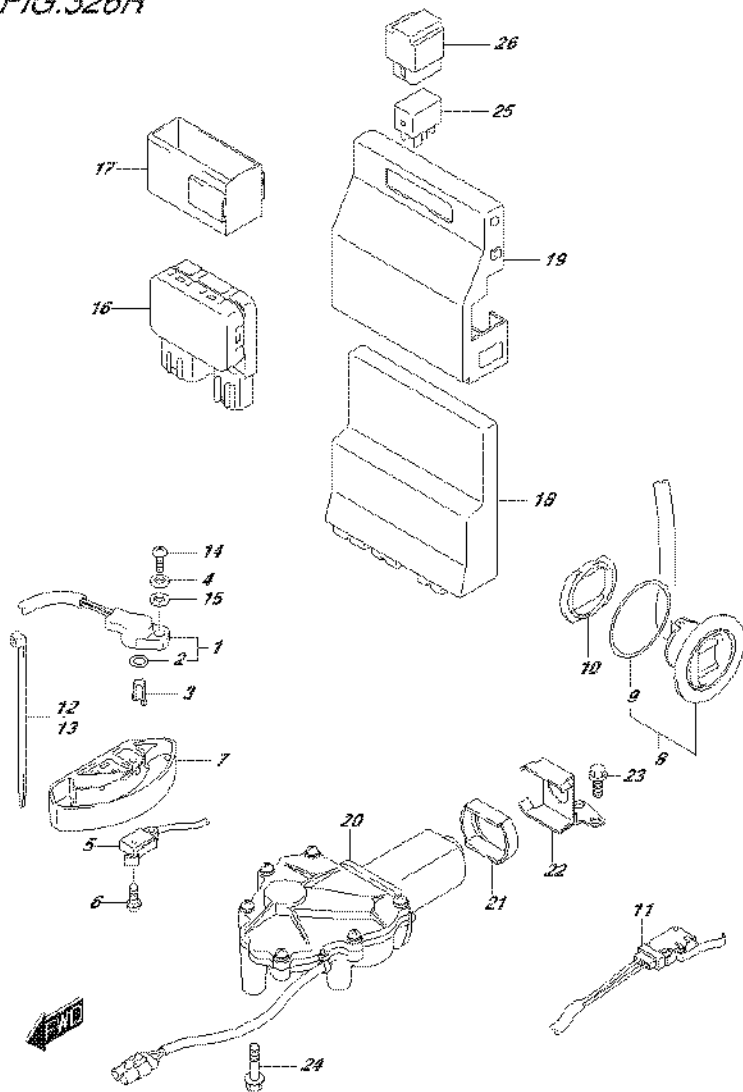


FIG.326R (3-E-12) PTT SWITCH/ENGINE CONTROL UNIT (DF175ZG E01)

REF NO.	PART NO.	DESCRIPTION	Q'TY	REMARKS
1	13580-98J02	SENSOR ASSY, SHIFT POSITION	1	
2	13575-40F00	.O RING	1	
3	37729-96L00	LEVER, SHIFT SENSOR	1	
4	09160-05029	WASHER (5.5X12X0.8)	1	
5	37721-93J00	SWITCH ASSY, NEUTRAL	1	
6	09137-04004	SCREW (4X16)	2	
7	37725-93J11	BRACKET, SWITCH ASSY	1	
8	37850-92J00	SWITCH ASSY, PTT	1	
9	37856-92J00	.TAPE, PTT SWITCH	1	
10	37857-92J00	BUSH, PTT SWITCH	1	
11	37722-93J11	SWITCH ASSY, TILT LIMIT	1	
12	09407-14407	CLAMP (L:145)	1	
13	09407-10404	CLAMP (L:100)	1	
14	07130-05167	BOLT	1	
15	08321-0105A	WASHER, LOCK	1	
16	38410-93J20	RELAY ASSY, PTT	1	
17	38415-93J20	HOLDER, PTT RELAY	1	
18	33920-96JK0	UNIT, ENGINE CONTROL	1	
19	33925-98J00	CUSHION, ENGINE CONTROL UNIT	1	
20	38890-98J10	ACTUATOR ASSY, SHIFT	1	
21	38892-98J00	DAMPER, SHIFT ACTUATOR	1	
22	38895-98J00	BRACKET, SHIFT ACTUATOR	1	
23	01550-06167	BOLT	2	
24	01550-06307	BOLT	3	
25	38860-76F01	RELAY ASSY	2	
26	38915-90J00	HOLDER, RELAY	2	

FIG.326S

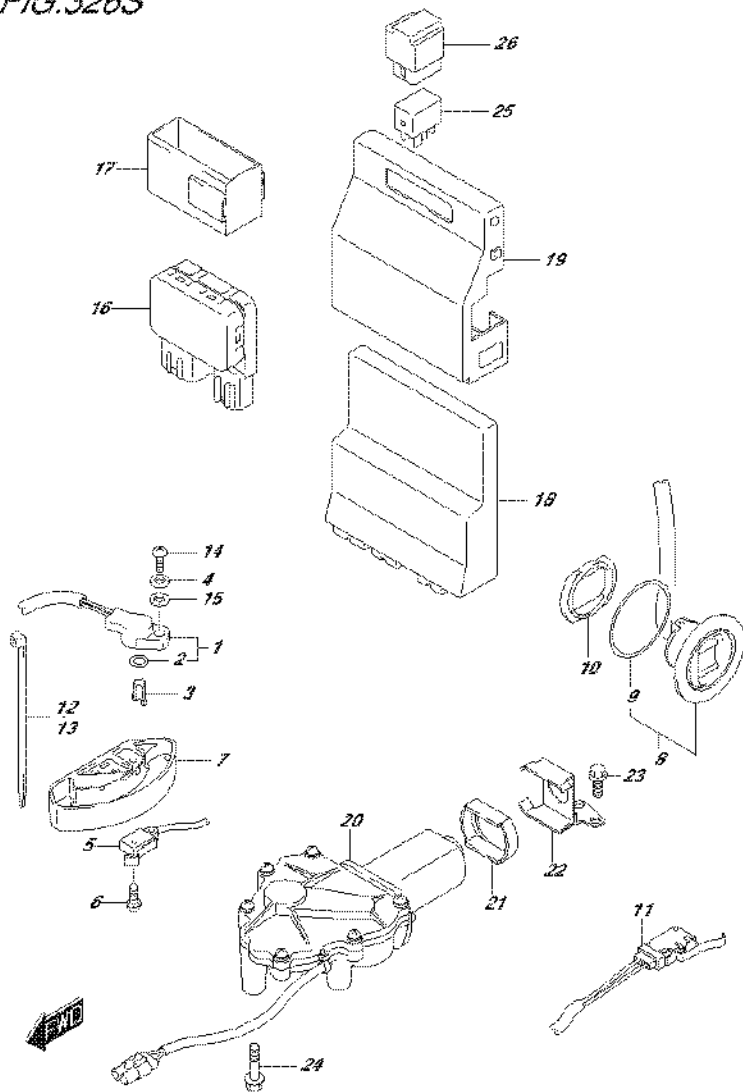
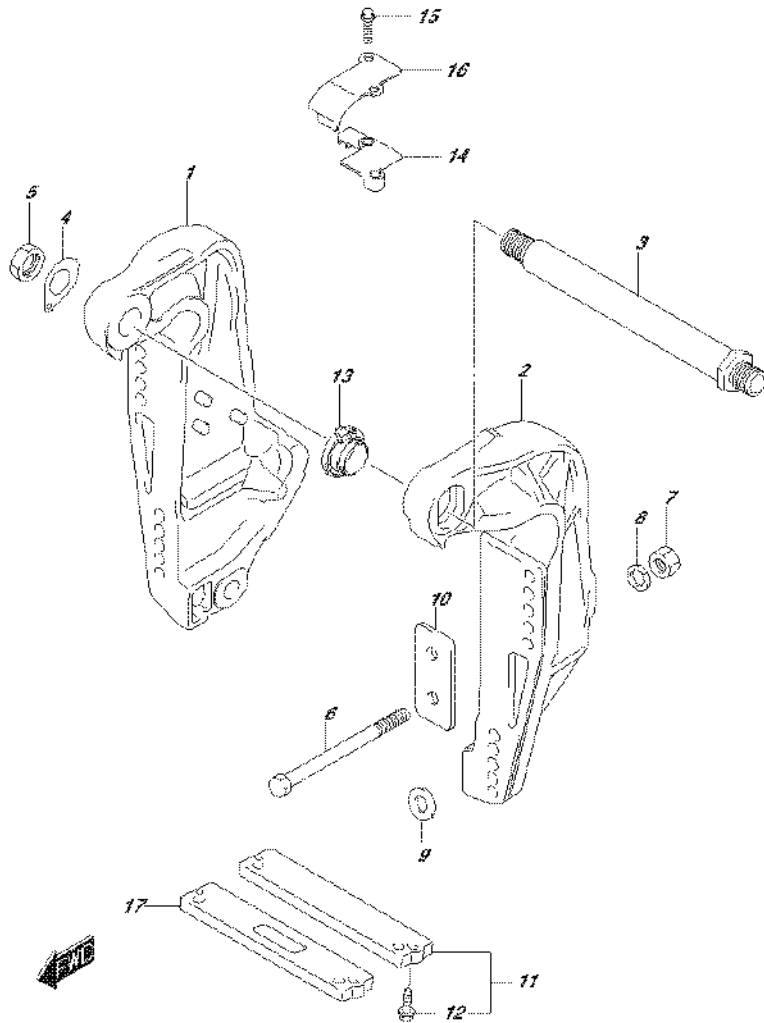


FIG.326S (3-E-13) PTT SWITCH/ENGINE CONTROL UNIT (DF175ZG E40)

REF NO.	PART NO.	DESCRIPTION	Q'TY	REMARKS
1	13580-98J02	SENSOR ASSY, SHIFT POSITION	1	
2	13575-40F00	.O RING	1	
3	37729-96L00	LEVER, SHIFT SENSOR	1	
4	09160-05029	WASHER (5.5X12X0.8)	1	
5	37721-93J00	SWITCH ASSY, NEUTRAL	1	
6	09137-04004	SCREW (4X16)	2	
7	37725-93J11	BRACKET, SWITCH ASSY	1	
8	37850-92J00	SWITCH ASSY, PTT	1	
9	37856-92J00	.TAPE, PTT SWITCH	1	
10	37857-92J00	BUSH, PTT SWITCH	1	
11	37722-93J11	SWITCH ASSY, TILT LIMIT	1	
12	09407-14407	CLAMP (L:145)	1	
13	09407-10404	CLAMP (L:100)	1	
14	07130-05167	BOLT	1	
15	08321-0105A	WASHER, LOCK	1	
16	38410-93J20	RELAY ASSY, PTT	1	
17	38415-93J20	HOLDER, PTT RELAY	1	
18	33920-96JM0	UNIT, ENGINE CONTROL	1	
19	33925-98J00	CUSHION, ENGINE CONTROL UNIT	1	
20	38890-98J10	ACTUATOR ASSY, SHIFT	1	
21	38892-98J00	DAMPER, SHIFT ACTUATOR	1	
22	38895-98J00	BRACKET, SHIFT ACTUATOR	1	
23	01550-06167	BOLT	2	
24	01550-06307	BOLT	3	
25	38860-76F01	RELAY ASSY	2	
26	38915-90J00	HOLDER, RELAY	2	

FIG.335A



DF175_E01_016_035A
CLAMP BRACKET

FIG.335A (3-E-14) CLAMP BRACKET (DF150T E01)

REF NO.	PART NO.	DESCRIPTION	Q'TY	REMARKS
1-1	41111-96J21-0EP	BRACKET, CLAMP STBD (BLACK)	1	
1-2	41111-96J21-Y5S	BRACKET, CLAMP STBD (WHITE)	1	
2-1	41121-96J12-0EP	BRACKET, CLAMP PORT (BLACK)	1	
2-2	41121-96J12-Y5S	BRACKET, CLAMP PORT (WHITE)	1	
3	41130-92J03	SHAFT, CLAMP BRKT	1	
4	41135-92J00	WASHER, CLAMP BRACKET SHAFT	1	
5	09159-22006	NUT	1	
6-1	09100-12086	BOLT (12.7X150)	6	
6-2	09100-12085	BOLT (12.7X115)	1	OPT
6-3	09100-12092	BOLT (12.7X75)	1	OPT
7	09159-12062	NUT	6	
8	09160-13021	WASHER	6	
9	09160-13022	WASHER	4	
10	41155-93J02	PLATE, TRANSOM	2	
11	55320-94900	ZINC SET, PROTECTION	1	
12	09116-06121	.BOLT (6X25)	2	
13	48140-93J01	CAM, TILT LIMIT SWITCH	1	
14	48144-93J00	HOLDER, TILT LIMIT SWITCH	1	
15	09103-06278	BOLT (6X25)	2	
16	48145-93J00	COVER, TILT LIMIT SWITCH	1	
17	55321-94910	ANODE (MAGNESIUM)	1	OPT

DF175_E01_016

FIG.335B

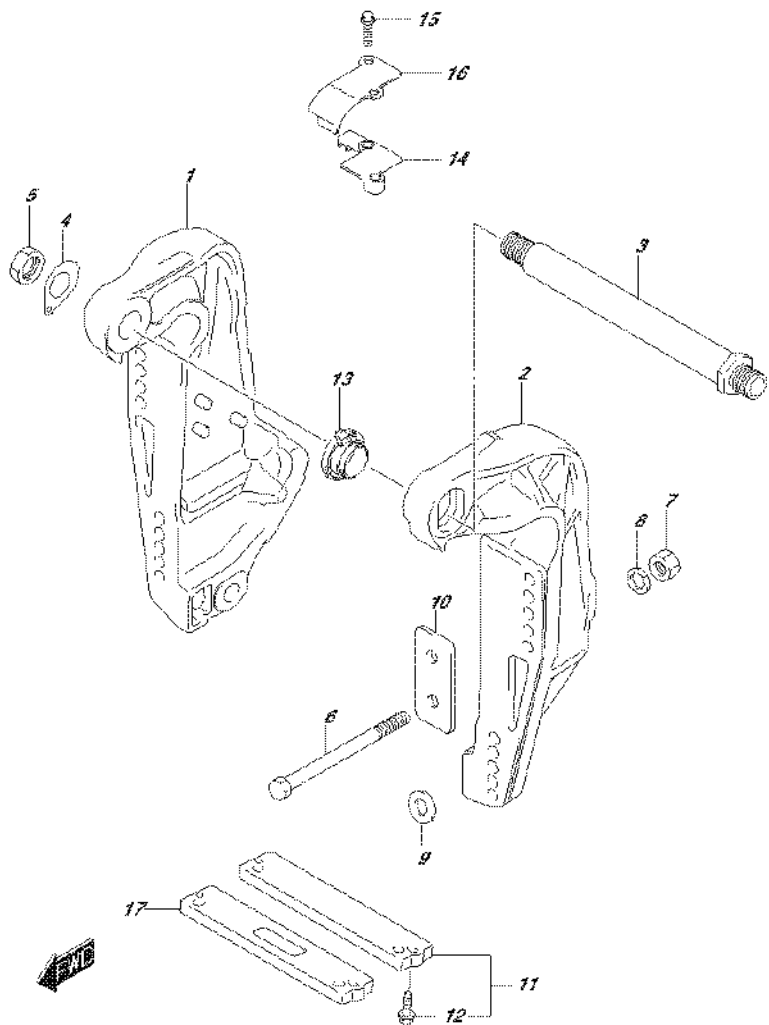


FIG.335B (3-E-15) CLAMP BRACKET (DF150T E40)

REF NO.	PART NO.	DESCRIPTION	Q'TY	REMARKS
1-1	41111-96J21-0EP	BRACKET, CLAMP STBD (BLACK)	1	
1-2	41111-96J21-Y5S	BRACKET, CLAMP STBD (WHITE)	1	
2-1	41121-96J12-0EP	BRACKET, CLAMP PORT (BLACK)	1	
2-2	41121-96J12-Y5S	BRACKET, CLAMP PORT (WHITE)	1	
3	41130-92J03	SHAFT, CLAMP BRKT	1	
4	41135-92J00	WASHER, CLAMP BRACKET SHAFT	1	
5	09159-22006	NUT	1	
6-1	09100-12086	BOLT (12.7X150)	6	
6-2	09100-12085	BOLT (12.7X115)	1	OPT
6-3	09100-12092	BOLT (12.7X75)	1	OPT
7	09159-12062	NUT	6	
8	09160-13021	WASHER	6	
9	09160-13022	WASHER	4	
10	41155-93J02	PLATE, TRANSOM	2	
11	55320-94900	ZINC SET, PROTECTION	1	
12	09116-06121	.BOLT (6X25)	2	
13	48140-93J01	CAM, TILT LIMIT SWITCH	1	
14	48144-93J00	HOLDER, TILT LIMIT SWITCH	1	
15	09103-06278	BOLT (6X25)	2	
16	48145-93J00	COVER, TILT LIMIT SWITCH	1	
17	55321-94910	ANODE (MAGNESIUM)	1	OPT

FIG.335C

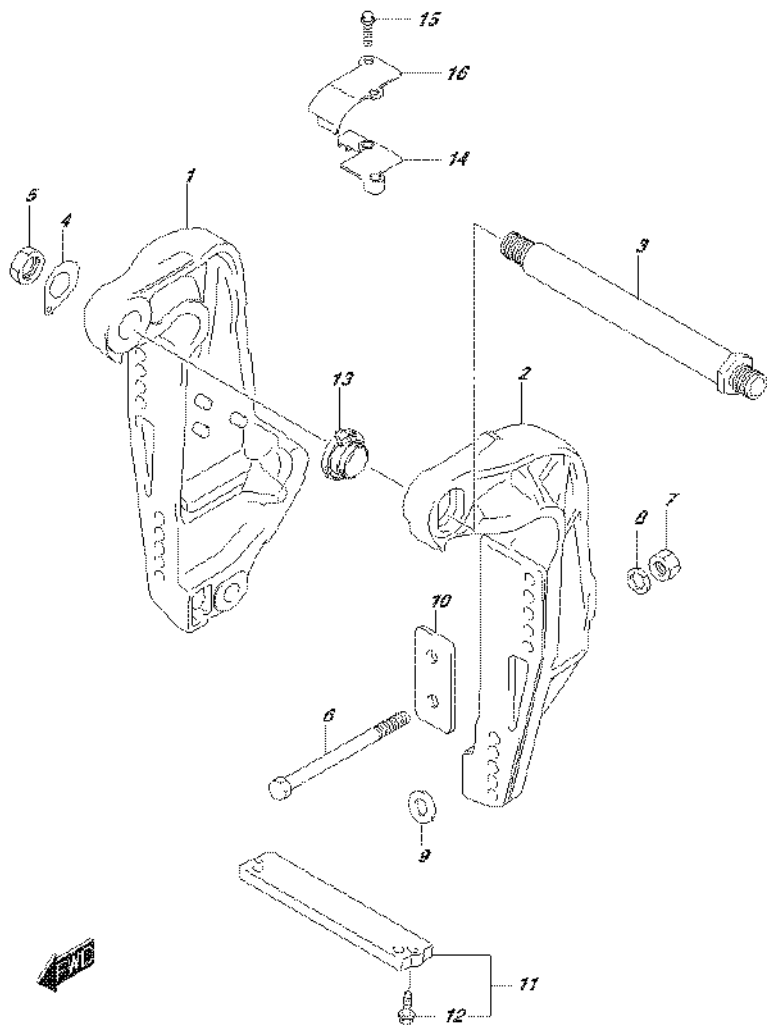


FIG.335C (3-F-2) CLAMP BRACKET (DF150TG E01)

REF NO.	PART NO.	DESCRIPTION	Q'TY	REMARKS
1-1	41111-96J21-0EP	BRACKET, CLAMP STBD (BLACK)	1	
1-2	41111-96J21-Y5S	BRACKET, CLAMP STBD (WHITE)	1	
2-1	41121-96J12-0EP	BRACKET, CLAMP PORT (BLACK)	1	
2-2	41121-96J12-Y5S	BRACKET, CLAMP PORT (WHITE)	1	
3	41130-92J03	SHAFT, CLAMP BRKT	1	
4	41135-92J00	WASHER, CLAMP BRACKET SHAFT	1	
5	09159-22006	NUT	1	
6-1	09100-12086	BOLT (12.7X150)	6	
6-2	09100-12085	BOLT (12.7X115)	1	OPT
6-3	09100-12092	BOLT (12.7X75)	1	OPT
7	09159-12062	NUT	6	
8	09160-13021	WASHER	6	
9	09160-13022	WASHER	4	
10	41155-93J02	PLATE, TRANSOM	2	
11	55320-94900	ZINC SET, PROTECTION	1	
12	09116-06121	.BOLT (6X25)	2	
13	48140-93J01	CAM, TILT LIMIT SWITCH	1	
14	48144-93J00	HOLDER, TILT LIMIT SWITCH	1	
15	09103-06278	BOLT (6X25)	2	
16	48145-93J00	COVER, TILT LIMIT SWITCH	1	

FIG.335D

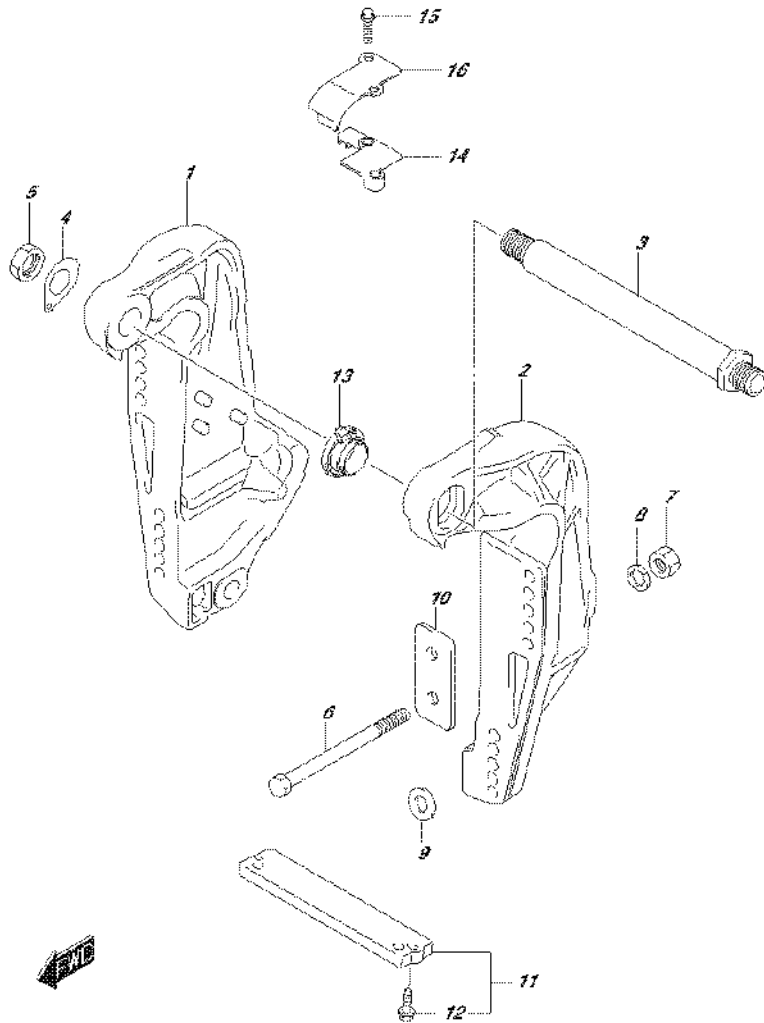
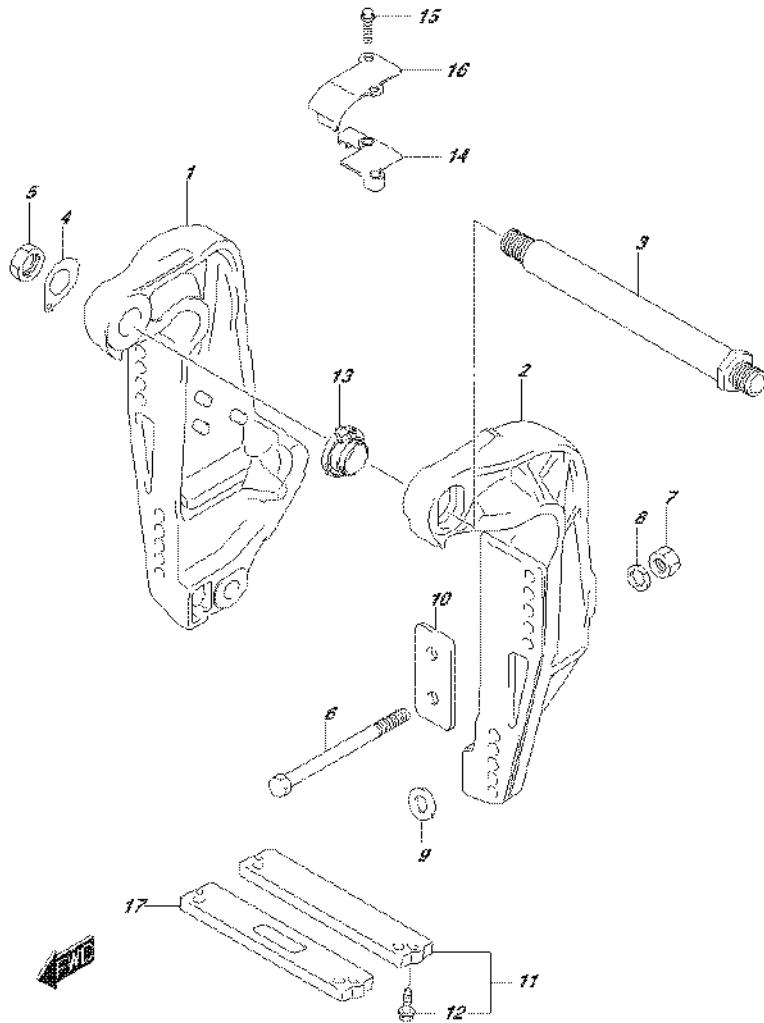


FIG.335D (3-F-3) CLAMP BRACKET (DF150TG E40)

REF NO.	PART NO.	DESCRIPTION	Q'TY	REMARKS
1-1	41111-96J21-0EP	BRACKET, CLAMP STBD (BLACK)	1	
1-2	41111-96J21-Y5S	BRACKET, CLAMP STBD (WHITE)	1	
2-1	41121-96J12-0EP	BRACKET, CLAMP PORT (BLACK)	1	
2-2	41121-96J12-Y5S	BRACKET, CLAMP PORT (WHITE)	1	
3	41130-92J03	SHAFT, CLAMP BRKT	1	
4	41135-92J00	WASHER, CLAMP BRACKET SHAFT	1	
5	09159-22006	NUT	1	
6-1	09100-12086	BOLT (12.7X150)	6	
6-2	09100-12085	BOLT (12.7X115)	1	OPT
6-3	09100-12092	BOLT (12.7X75)	1	OPT
7	09159-12062	NUT	6	
8	09160-13021	WASHER	6	
9	09160-13022	WASHER	4	
10	41155-93J02	PLATE, TRANSOM	2	
11	55320-94900	ZINC SET, PROTECTION	1	
12	09116-06121	.BOLT (6X25)	2	
13	48140-93J01	CAM, TILT LIMIT SWITCH	1	
14	48144-93J00	HOLDER, TILT LIMIT SWITCH	1	
15	09103-06278	BOLT (6X25)	2	
16	48145-93J00	COVER, TILT LIMIT SWITCH	1	

FIG.335E



DF175_E01_016_335E
CLAMP BRACKET

FIG.335E (3-F-4) CLAMP BRACKET (DF150Z E01)

REF NO.	PART NO.	DESCRIPTION	Q'TY	REMARKS
1-1	41111-96J21-0EP	BRACKET, CLAMP STBD (BLACK)	1	
1-2	41111-96J21-Y5S	BRACKET, CLAMP STBD (WHITE)	1	
2-1	41121-96J12-0EP	BRACKET, CLAMP PORT (BLACK)	1	
2-2	41121-96J12-Y5S	BRACKET, CLAMP PORT (WHITE)	1	
3	41130-92J03	SHAFT, CLAMP BRKT	1	
4	41135-92J00	WASHER, CLAMP BRACKET SHAFT	1	
5	09159-22006	NUT	1	
6-1	09100-12086	BOLT (12.7X150)	6	
6-2	09100-12085	BOLT (12.7X115)	1	OPT
6-3	09100-12092	BOLT (12.7X75)	1	OPT
7	09159-12062	NUT	6	
8	09160-13021	WASHER	6	
9	09160-13022	WASHER	4	
10	41155-93J02	PLATE, TRANSOM	2	
11	55320-94900	ZINC SET, PROTECTION	1	
12	09116-06121	.BOLT (6X25)	2	
13	48140-93J01	CAM, TILT LIMIT SWITCH	1	
14	48144-93J00	HOLDER, TILT LIMIT SWITCH	1	
15	09103-06278	BOLT (6X25)	2	
16	48145-93J00	COVER, TILT LIMIT SWITCH	1	
17	55321-94910	ANODE (MAGNESIUM)	1	OPT

FIG.335F

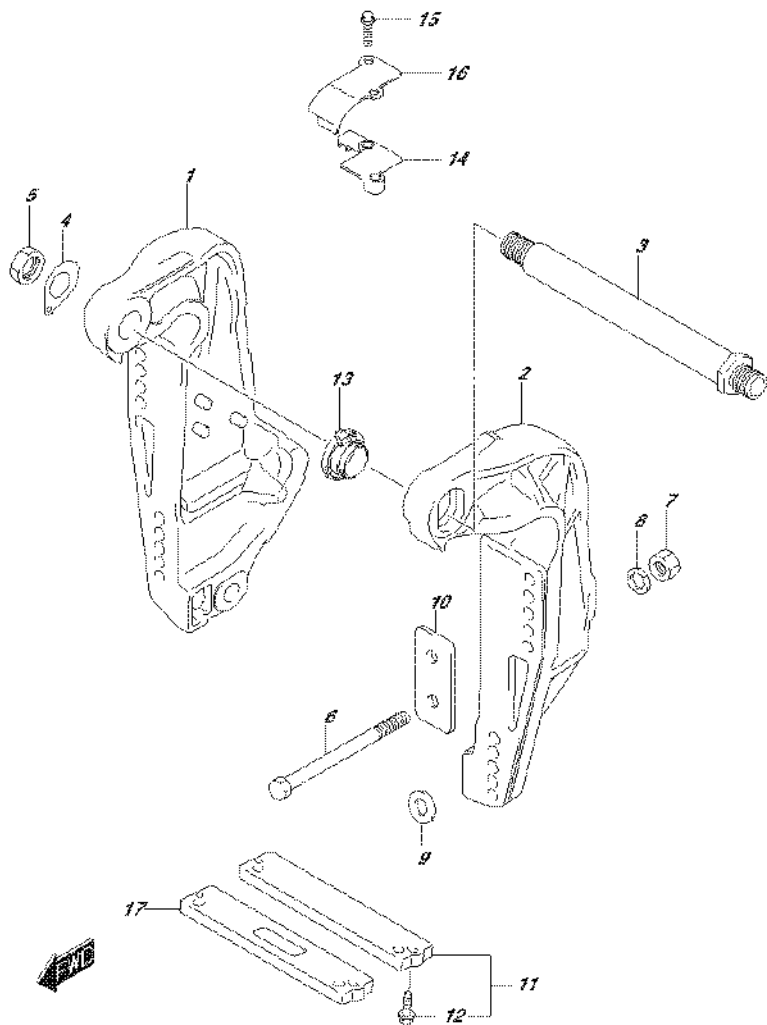


FIG.335F (3-F-5) CLAMP BRACKET (DF150Z E40)

REF NO.	PART NO.	DESCRIPTION	Q'TY	REMARKS
1-1	41111-96J21-0EP	BRACKET, CLAMP STBD (BLACK)	1	
1-2	41111-96J21-Y5S	BRACKET, CLAMP STBD (WHITE)	1	
2-1	41121-96J12-0EP	BRACKET, CLAMP PORT (BLACK)	1	
2-2	41121-96J12-Y5S	BRACKET, CLAMP PORT (WHITE)	1	
3	41130-92J03	SHAFT, CLAMP BRKT	1	
4	41135-92J00	WASHER, CLAMP BRACKET SHAFT	1	
5	09159-22006	NUT	1	
6-1	09100-12086	BOLT (12.7X150)	6	
6-2	09100-12085	BOLT (12.7X115)	1	OPT
6-3	09100-12092	BOLT (12.7X75)	1	OPT
7	09159-12062	NUT	6	
8	09160-13021	WASHER	6	
9	09160-13022	WASHER	4	
10	41155-93J02	PLATE, TRANSOM	2	
11	55320-94900	ZINC SET, PROTECTION	1	
12	09116-06121	.BOLT (6X25)	2	
13	48140-93J01	CAM, TILT LIMIT SWITCH	1	
14	48144-93J00	HOLDER, TILT LIMIT SWITCH	1	
15	09103-06278	BOLT (6X25)	2	
16	48145-93J00	COVER, TILT LIMIT SWITCH	1	
17	55321-94910	ANODE (MAGNESIUM)	1	OPT

FIG.335G

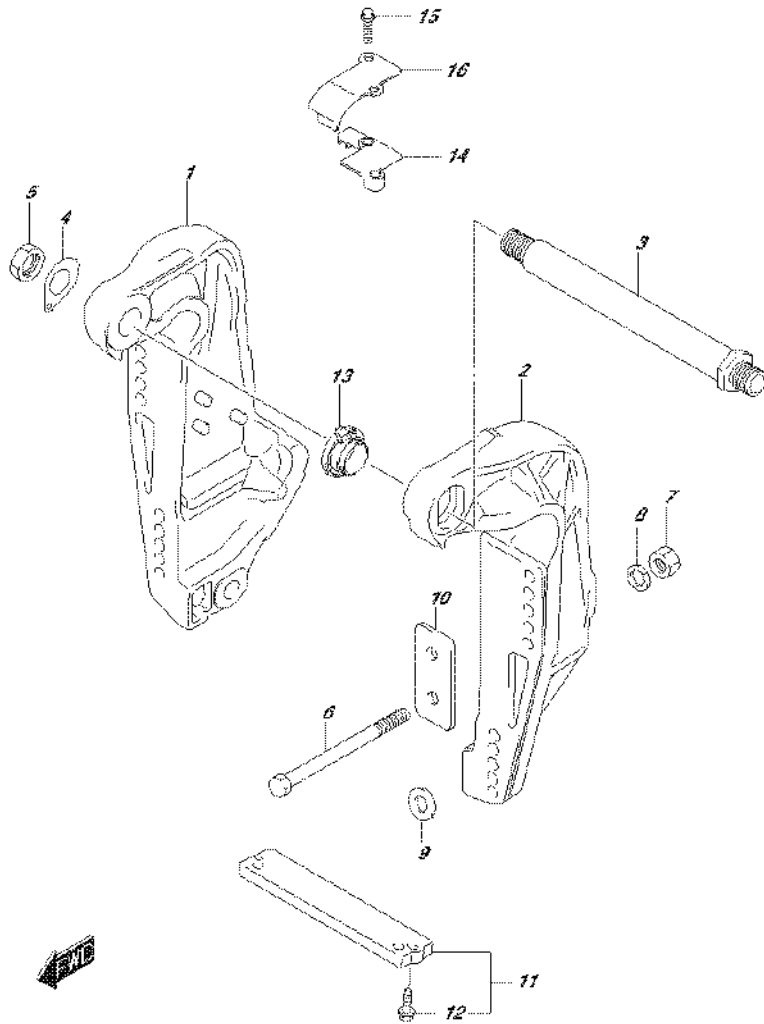
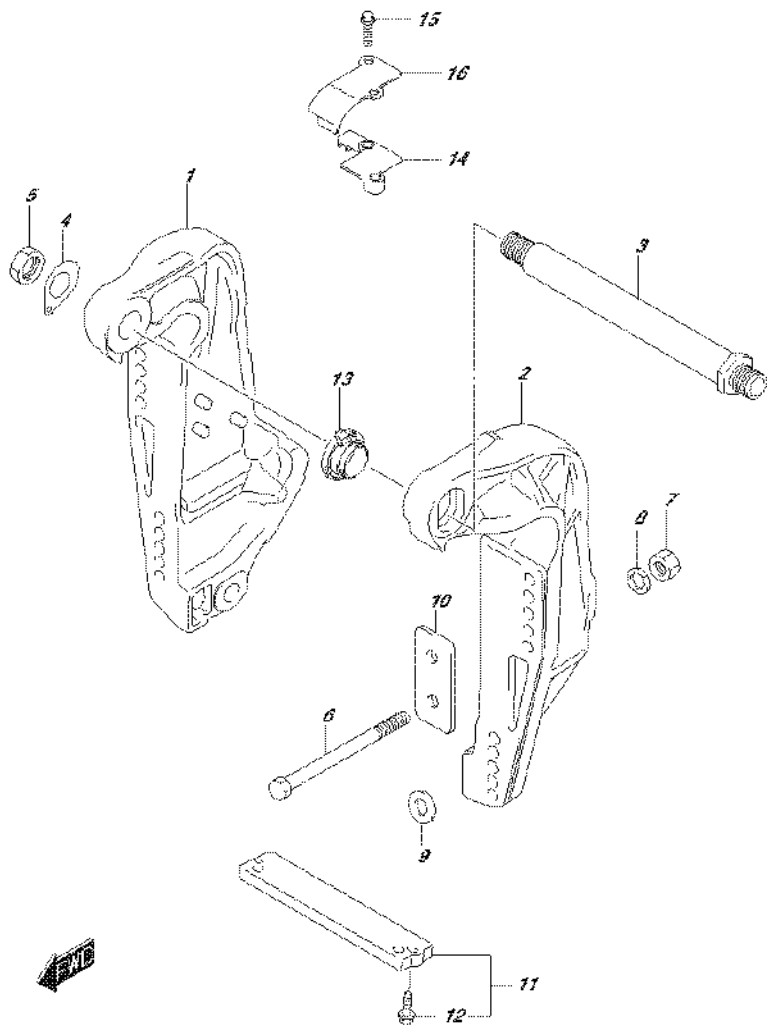


FIG.335G (3-F-6) CLAMP BRACKET (DF150ZG E01)

REF NO.	PART NO.	DESCRIPTION	Q'TY	REMARKS
1-1	41111-96J21-0EP	BRACKET, CLAMP STBD (BLACK)	1	
1-2	41111-96J21-Y5S	BRACKET, CLAMP STBD (WHITE)	1	
2-1	41121-96J12-0EP	BRACKET, CLAMP PORT (BLACK)	1	
2-2	41121-96J12-Y5S	BRACKET, CLAMP PORT (WHITE)	1	
3	41130-92J03	SHAFT, CLAMP BRKT	1	
4	41135-92J00	WASHER, CLAMP BRACKET SHAFT	1	
5	09159-22006	NUT	1	
6-1	09100-12086	BOLT (12.7X150)	6	
6-2	09100-12085	BOLT (12.7X115)	1	OPT
6-3	09100-12092	BOLT (12.7X75)	1	OPT
7	09159-12062	NUT	6	
8	09160-13021	WASHER	6	
9	09160-13022	WASHER	4	
10	41155-93J02	PLATE, TRANSOM	2	
11	55320-94900	ZINC SET, PROTECTION	1	
12	09116-06121	.BOLT (6X25)	2	
13	48140-93J01	CAM, TILT LIMIT SWITCH	1	
14	48144-93J00	HOLDER, TILT LIMIT SWITCH	1	
15	09103-06278	BOLT (6X25)	2	
16	48145-93J00	COVER, TILT LIMIT SWITCH	1	

FIG.335H



DF175_E01_016_035H
CLAMP BRACKET

FIG.335H (3-F-7) CLAMP BRACKET (DF150ZG E40)

REF NO.	PART NO.	DESCRIPTION	Q'TY	REMARKS
1-1	41111-96J21-0EP	BRACKET, CLAMP STBD (BLACK)	1	
1-2	41111-96J21-Y5S	BRACKET, CLAMP STBD (WHITE)	1	
2-1	41121-96J12-0EP	BRACKET, CLAMP PORT (BLACK)	1	
2-2	41121-96J12-Y5S	BRACKET, CLAMP PORT (WHITE)	1	
3	41130-92J03	SHAFT, CLAMP BRKT	1	
4	41135-92J00	WASHER, CLAMP BRACKET SHAFT	1	
5	09159-22006	NUT	1	
6-1	09100-12086	BOLT (12.7X150)	6	
6-2	09100-12085	BOLT (12.7X115)	1	OPT
6-3	09100-12092	BOLT (12.7X75)	1	OPT
7	09159-12062	NUT	6	
8	09160-13021	WASHER	6	
9	09160-13022	WASHER	4	
10	41155-93J02	PLATE, TRANSOM	2	
11	55320-94900	ZINC SET, PROTECTION	1	
12	09116-06121	.BOLT (6X25)	2	
13	48140-93J01	CAM, TILT LIMIT SWITCH	1	
14	48144-93J00	HOLDER, TILT LIMIT SWITCH	1	
15	09103-06278	BOLT (6X25)	2	
16	48145-93J00	COVER, TILT LIMIT SWITCH	1	

DF175_E01_016

FIG.335J

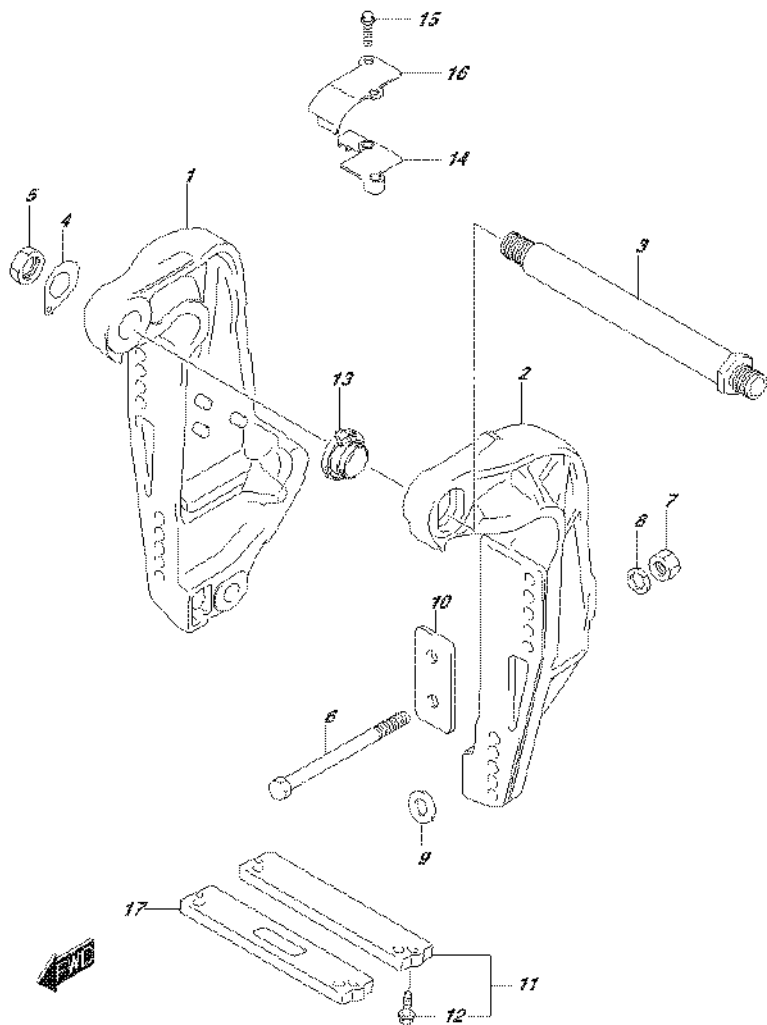
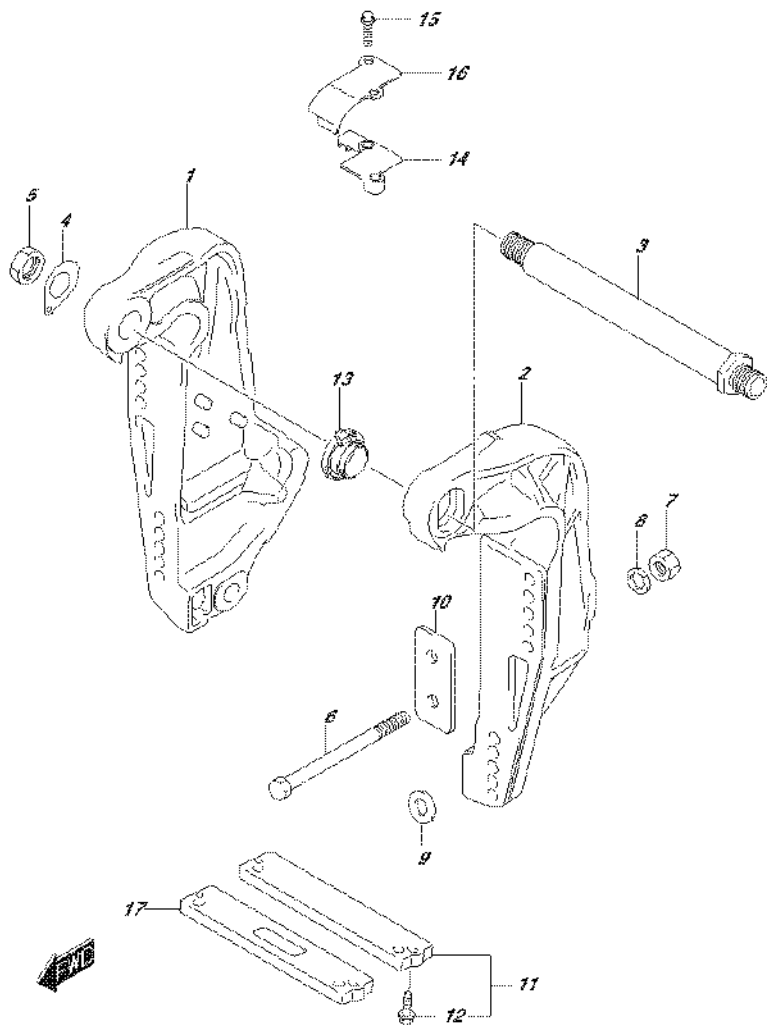


FIG.335J (3-F-8) CLAMP BRACKET (DF175T E01)

REF NO.	PART NO.	DESCRIPTION	Q'TY	REMARKS
1-1	41111-96J21-0EP	BRACKET, CLAMP STBD (BLACK)	1	
1-2	41111-96J21-Y5S	BRACKET, CLAMP STBD (WHITE)	1	
2-1	41121-96J12-0EP	BRACKET, CLAMP PORT (BLACK)	1	
2-2	41121-96J12-Y5S	BRACKET, CLAMP PORT (WHITE)	1	
3	41130-92J03	SHAFT, CLAMP BRKT	1	
4	41135-92J00	WASHER, CLAMP BRACKET SHAFT	1	
5	09159-22006	NUT	1	
6-1	09100-12086	BOLT (12.7X150)	6	
6-2	09100-12085	BOLT (12.7X115)	1	OPT
6-3	09100-12092	BOLT (12.7X75)	1	OPT
7	09159-12062	NUT	6	
8	09160-13021	WASHER	6	
9	09160-13022	WASHER	4	
10	41155-93J02	PLATE, TRANSOM	2	
11	55320-94900	ZINC SET, PROTECTION	1	
12	09116-06121	.BOLT (6X25)	2	
13	48140-93J01	CAM, TILT LIMIT SWITCH	1	
14	48144-93J00	HOLDER, TILT LIMIT SWITCH	1	
15	09103-06278	BOLT (6X25)	2	
16	48145-93J00	COVER, TILT LIMIT SWITCH	1	
17	55321-94910	ANODE (MAGNESIUM)	1	OPT

FIG.335K



DF175_E01_016_335K
CLAMP BRACKET

FIG.335K (3-F-9) CLAMP BRACKET (DF175T E40)

REF NO.	PART NO.	DESCRIPTION	Q'TY	REMARKS
1-1	41111-96J21-0EP	BRACKET, CLAMP STBD (BLACK)	1	
1-2	41111-96J21-Y5S	BRACKET, CLAMP STBD (WHITE)	1	
2-1	41121-96J12-0EP	BRACKET, CLAMP PORT (BLACK)	1	
2-2	41121-96J12-Y5S	BRACKET, CLAMP PORT (WHITE)	1	
3	41130-92J03	SHAFT, CLAMP BRKT	1	
4	41135-92J00	WASHER, CLAMP BRACKET SHAFT	1	
5	09159-22006	NUT	1	
6-1	09100-12086	BOLT (12.7X150)	6	
6-2	09100-12085	BOLT (12.7X115)	1	OPT
6-3	09100-12092	BOLT (12.7X75)	1	OPT
7	09159-12062	NUT	6	
8	09160-13021	WASHER	6	
9	09160-13022	WASHER	4	
10	41155-93J02	PLATE, TRANSOM	2	
11	55320-94900	ZINC SET, PROTECTION	1	
12	09116-06121	.BOLT (6X25)	2	
13	48140-93J01	CAM, TILT LIMIT SWITCH	1	
14	48144-93J00	HOLDER, TILT LIMIT SWITCH	1	
15	09103-06278	BOLT (6X25)	2	
16	48145-93J00	COVER, TILT LIMIT SWITCH	1	
17	55321-94910	ANODE (MAGNESIUM)	1	OPT

DF175_E01_016

FIG.335L

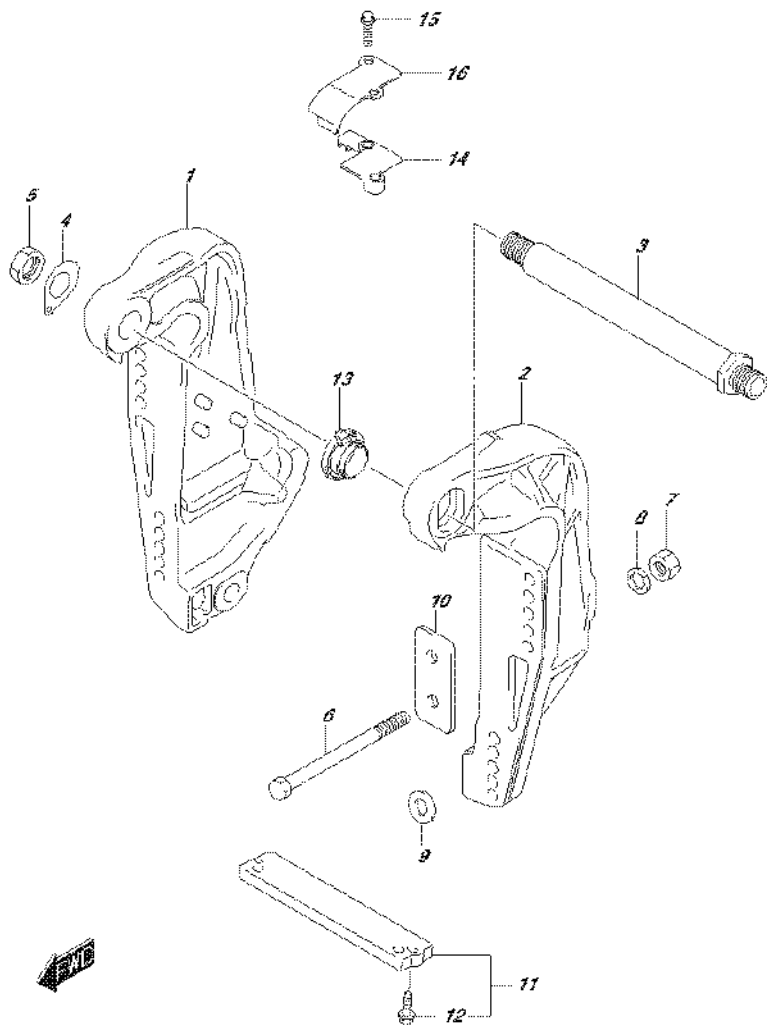


FIG.335L (3-F-10) CLAMP BRACKET (DF175TG E01)

REF NO.	PART NO.	DESCRIPTION	Q'TY	REMARKS
1-1	41111-96J21-0EP	BRACKET, CLAMP STBD (BLACK)	1	
1-2	41111-96J21-Y5S	BRACKET, CLAMP STBD (WHITE)	1	
2-1	41121-96J12-0EP	BRACKET, CLAMP PORT (BLACK)	1	
2-2	41121-96J12-Y5S	BRACKET, CLAMP PORT (WHITE)	1	
3	41130-92J03	SHAFT, CLAMP BRKT	1	
4	41135-92J00	WASHER, CLAMP BRACKET SHAFT	1	
5	09159-22006	NUT	1	
6-1	09100-12086	BOLT (12.7X150)	6	
6-2	09100-12085	BOLT (12.7X115)	1	OPT
6-3	09100-12092	BOLT (12.7X75)	1	OPT
7	09159-12062	NUT	6	
8	09160-13021	WASHER	6	
9	09160-13022	WASHER	4	
10	41155-93J02	PLATE, TRANSOM	2	
11	55320-94900	ZINC SET, PROTECTION	1	
12	09116-06121	.BOLT (6X25)	2	
13	48140-93J01	CAM, TILT LIMIT SWITCH	1	
14	48144-93J00	HOLDER, TILT LIMIT SWITCH	1	
15	09103-06278	BOLT (6X25)	2	
16	48145-93J00	COVER, TILT LIMIT SWITCH	1	

FIG.335M

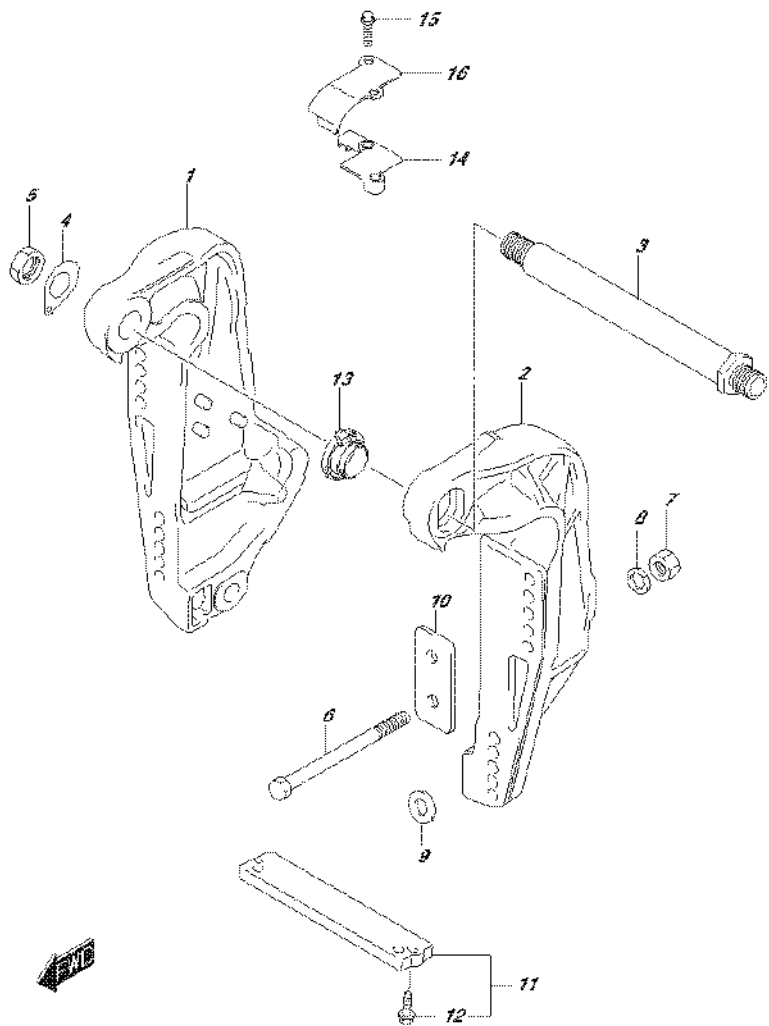
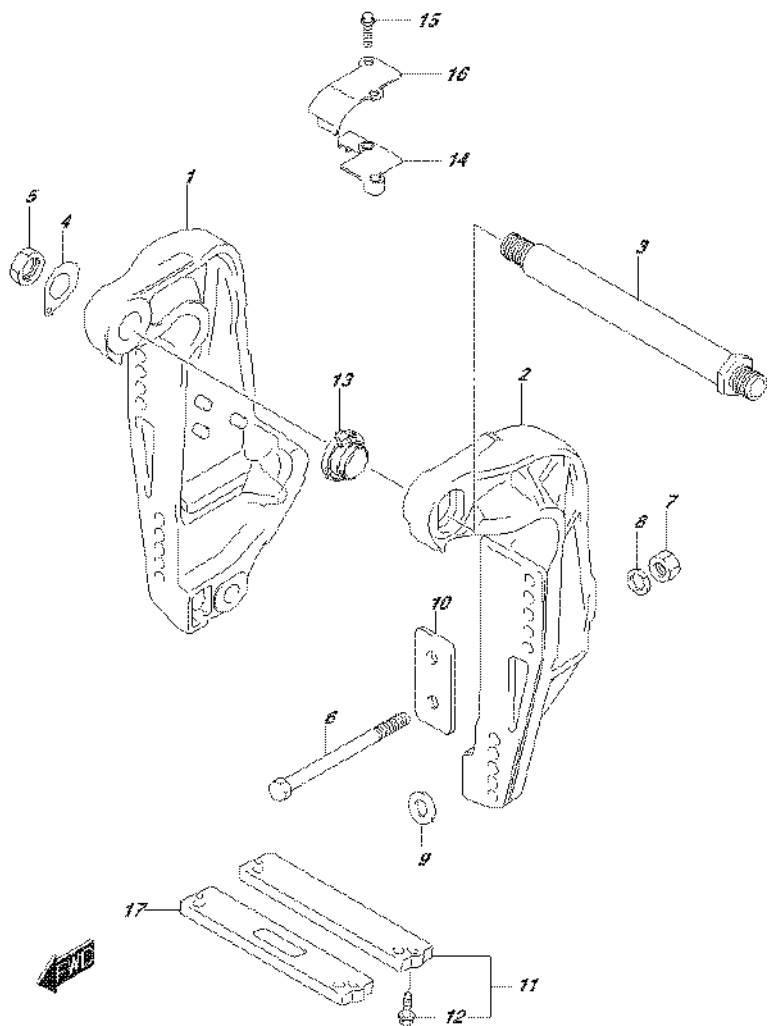


FIG.335M (3-F-11) CLAMP BRACKET (DF175TG E40)

REF NO.	PART NO.	DESCRIPTION	Q'TY	REMARKS
1-1	41111-96J21-0EP	BRACKET, CLAMP STBD (BLACK)	1	
1-2	41111-96J21-Y5S	BRACKET, CLAMP STBD (WHITE)	1	
2-1	41121-96J12-0EP	BRACKET, CLAMP PORT (BLACK)	1	
2-2	41121-96J12-Y5S	BRACKET, CLAMP PORT (WHITE)	1	
3	41130-92J03	SHAFT, CLAMP BRKT	1	
4	41135-92J00	WASHER, CLAMP BRACKET SHAFT	1	
5	09159-22006	NUT	1	
6-1	09100-12086	BOLT (12.7X150)	6	
6-2	09100-12085	BOLT (12.7X115)	1	OPT
6-3	09100-12092	BOLT (12.7X75)	1	OPT
7	09159-12062	NUT	6	
8	09160-13021	WASHER	6	
9	09160-13022	WASHER	4	
10	41155-93J02	PLATE, TRANSOM	2	
11	55320-94900	ZINC SET, PROTECTION	1	
12	09116-06121	.BOLT (6X25)	2	
13	48140-93J01	CAM, TILT LIMIT SWITCH	1	
14	48144-93J00	HOLDER, TILT LIMIT SWITCH	1	
15	09103-06278	BOLT (6X25)	2	
16	48145-93J00	COVER, TILT LIMIT SWITCH	1	

FIG.335N



DF175_E01_016_035N
CLAMP BRACKET

FIG.335N (3-F-12) CLAMP BRACKET (DF175Z E01)

REF NO.	PART NO.	DESCRIPTION	Q'TY	REMARKS
1-1	41111-96J21-0EP	BRACKET, CLAMP STBD (BLACK)	1	
1-2	41111-96J21-Y5S	BRACKET, CLAMP STBD (WHITE)	1	
2-1	41121-96J12-0EP	BRACKET, CLAMP PORT (BLACK)	1	
2-2	41121-96J12-Y5S	BRACKET, CLAMP PORT (WHITE)	1	
3	41130-92J03	SHAFT, CLAMP BRKT	1	
4	41135-92J00	WASHER, CLAMP BRACKET SHAFT	1	
5	09159-22006	NUT	1	
6-1	09100-12086	BOLT (12.7X150)	6	
6-2	09100-12085	BOLT (12.7X115)	1	OPT
6-3	09100-12092	BOLT (12.7X75)	1	OPT
7	09159-12062	NUT	6	
8	09160-13021	WASHER	6	
9	09160-13022	WASHER	4	
10	41155-93J02	PLATE, TRANSOM	2	
11	55320-94900	ZINC SET, PROTECTION	1	
12	09116-06121	.BOLT (6X25)	2	
13	48140-93J01	CAM, TILT LIMIT SWITCH	1	
14	48144-93J00	HOLDER, TILT LIMIT SWITCH	1	
15	09103-06278	BOLT (6X25)	2	
16	48145-93J00	COVER, TILT LIMIT SWITCH	1	
17	55321-94910	ANODE (MAGNESIUM)	1	OPT

DF175_E01_016

FIG.335P

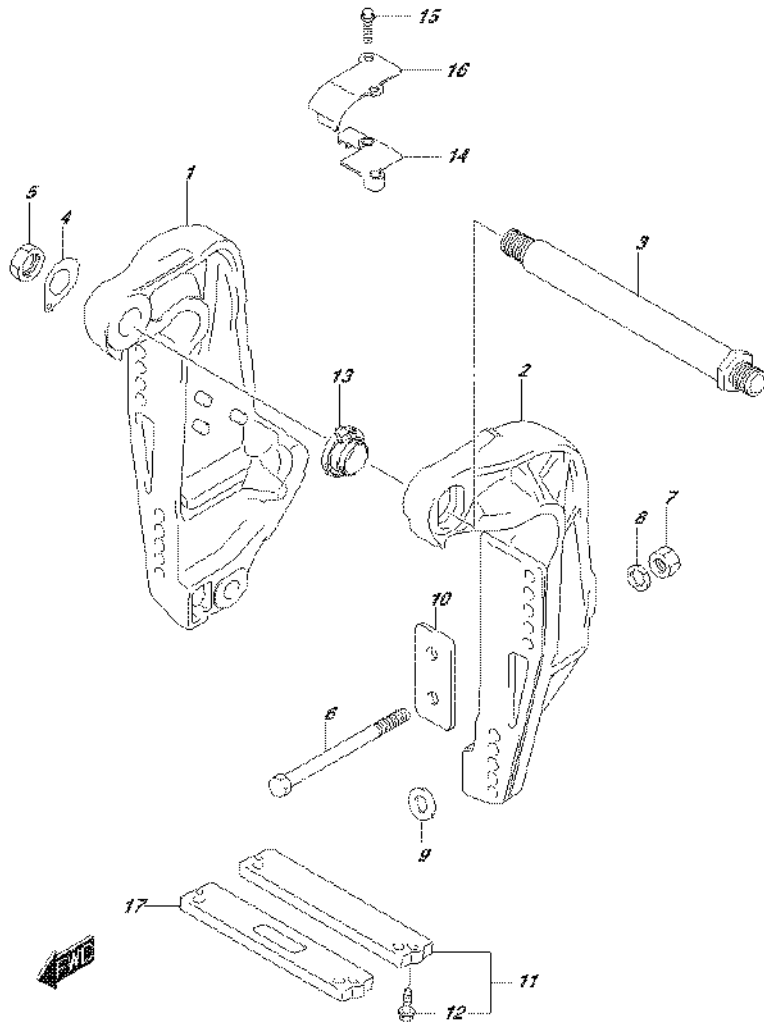


FIG.335P (3-F-13) CLAMP BRACKET (DF175Z E40)

REF NO.	PART NO.	DESCRIPTION	Q'TY	REMARKS
1-1	41111-96J21-0EP	BRACKET, CLAMP STBD (BLACK)	1	
1-2	41111-96J21-Y5S	BRACKET, CLAMP STBD (WHITE)	1	
2-1	41121-96J12-0EP	BRACKET, CLAMP PORT (BLACK)	1	
2-2	41121-96J12-Y5S	BRACKET, CLAMP PORT (WHITE)	1	
3	41130-92J03	SHAFT, CLAMP BRKT	1	
4	41135-92J00	WASHER, CLAMP BRACKET SHAFT	1	
5	09159-22006	NUT	1	
6-1	09100-12086	BOLT (12.7X150)	6	
6-2	09100-12085	BOLT (12.7X115)	1	OPT
6-3	09100-12092	BOLT (12.7X75)	1	OPT
7	09159-12062	NUT	6	
8	09160-13021	WASHER	6	
9	09160-13022	WASHER	4	
10	41155-93J02	PLATE, TRANSOM	2	
11	55320-94900	ZINC SET, PROTECTION	1	
12	09116-06121	.BOLT (6X25)	2	
13	48140-93J01	CAM, TILT LIMIT SWITCH	1	
14	48144-93J00	HOLDER, TILT LIMIT SWITCH	1	
15	09103-06278	BOLT (6X25)	2	
16	48145-93J00	COVER, TILT LIMIT SWITCH	1	
17	55321-94910	ANODE (MAGNESIUM)	1	OPT

FIG.335R

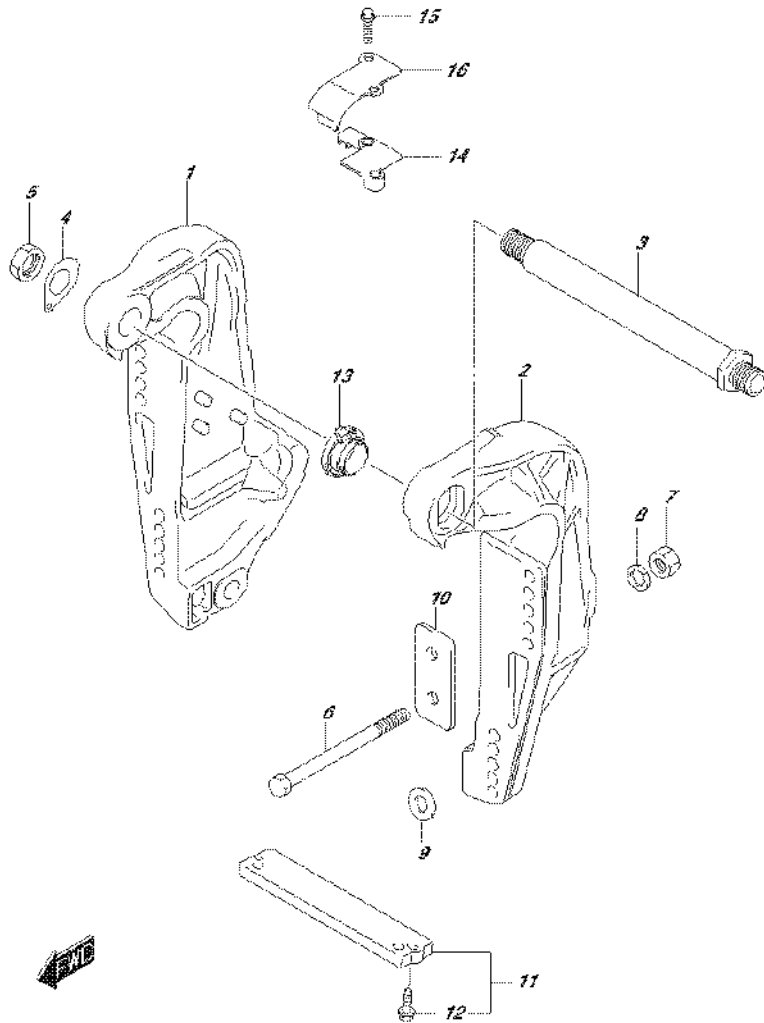


FIG.335R (3-F-14) CLAMP BRACKET (DF175ZG E01)

REF NO.	PART NO.	DESCRIPTION	Q'TY	REMARKS
1-1	41111-96J21-0EP	BRACKET, CLAMP STBD (BLACK)	1	
1-2	41111-96J21-Y5S	BRACKET, CLAMP STBD (WHITE)	1	
2-1	41121-96J12-0EP	BRACKET, CLAMP PORT (BLACK)	1	
2-2	41121-96J12-Y5S	BRACKET, CLAMP PORT (WHITE)	1	
3	41130-92J03	SHAFT, CLAMP BRKT	1	
4	41135-92J00	WASHER, CLAMP BRACKET SHAFT	1	
5	09159-22006	NUT	1	
6-1	09100-12086	BOLT (12.7X150)	6	
6-2	09100-12085	BOLT (12.7X115)	1	OPT
6-3	09100-12092	BOLT (12.7X75)	1	OPT
7	09159-12062	NUT	6	
8	09160-13021	WASHER	6	
9	09160-13022	WASHER	4	
10	41155-93J02	PLATE, TRANSOM	2	
11	55320-94900	ZINC SET, PROTECTION	1	
12	09116-06121	.BOLT (6X25)	2	
13	48140-93J01	CAM, TILT LIMIT SWITCH	1	
14	48144-93J00	HOLDER, TILT LIMIT SWITCH	1	
15	09103-06278	BOLT (6X25)	2	
16	48145-93J00	COVER, TILT LIMIT SWITCH	1	

FIG.335S

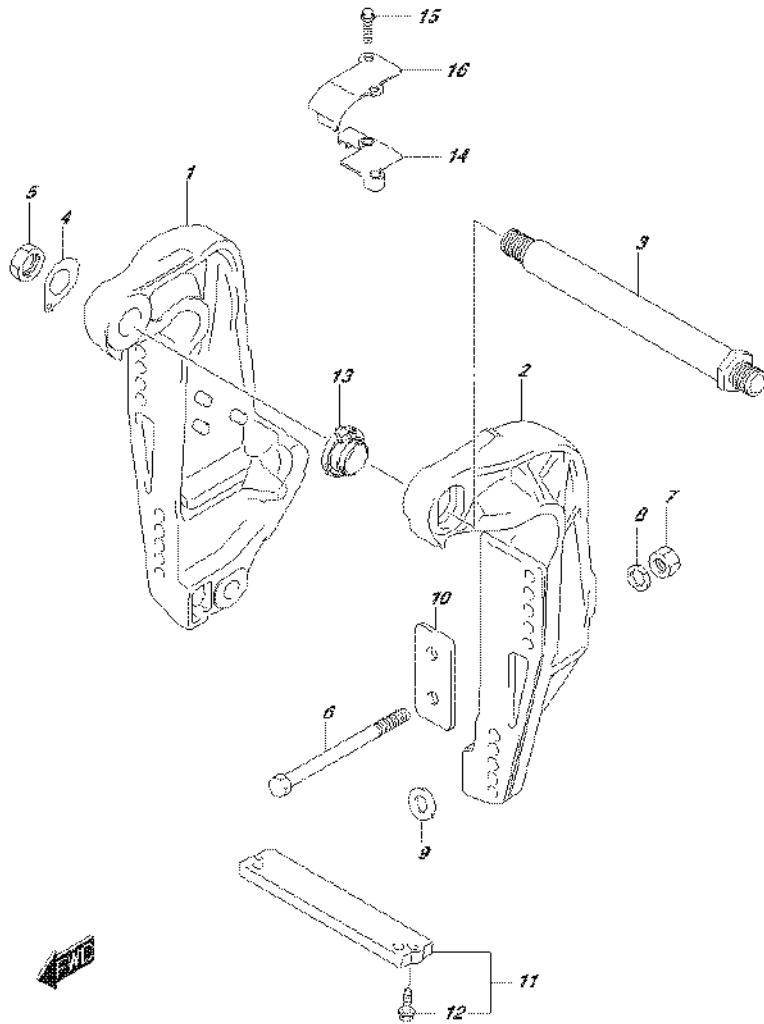
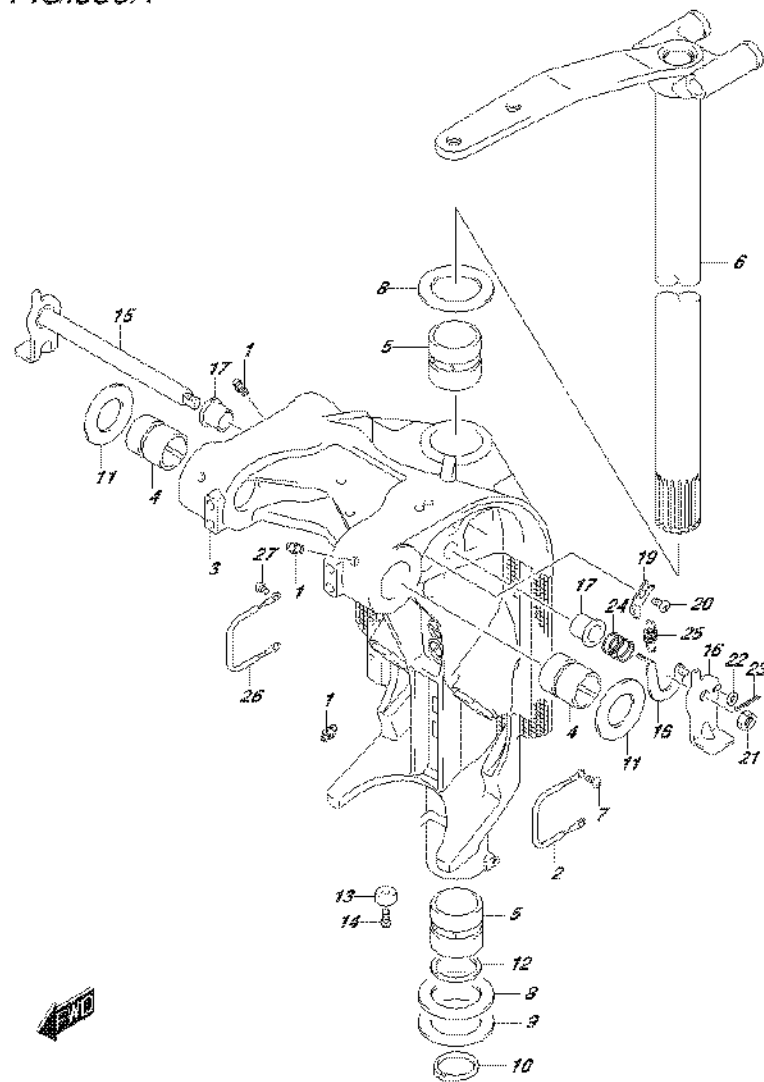


FIG.335S (3-F-15) CLAMP BRACKET (DF175ZG E40)

REF NO.	PART NO.	DESCRIPTION	Q'TY	REMARKS
1-1	41111-96J21-0EP	BRACKET, CLAMP STBD (BLACK)	1	
1-2	41111-96J21-Y5S	BRACKET, CLAMP STBD (WHITE)	1	
2-1	41121-96J12-0EP	BRACKET, CLAMP PORT (BLACK)	1	
2-2	41121-96J12-Y5S	BRACKET, CLAMP PORT (WHITE)	1	
3	41130-92J03	SHAFT, CLAMP BRKT	1	
4	41135-92J00	WASHER, CLAMP BRACKET SHAFT	1	
5	09159-22006	NUT	1	
6-1	09100-12086	BOLT (12.7X150)	6	
6-2	09100-12085	BOLT (12.7X115)	1	OPT
6-3	09100-12092	BOLT (12.7X75)	1	OPT
7	09159-12062	NUT	6	
8	09160-13021	WASHER	6	
9	09160-13022	WASHER	4	
10	41155-93J02	PLATE, TRANSOM	2	
11	55320-94900	ZINC SET, PROTECTION	1	
12	09116-06121	.BOLT (6X25)	2	
13	48140-93J01	CAM, TILT LIMIT SWITCH	1	
14	48144-93J00	HOLDER, TILT LIMIT SWITCH	1	
15	09103-06278	BOLT (6X25)	2	
16	48145-93J00	COVER, TILT LIMIT SWITCH	1	

FIG.336A

FIG.336A (3-G-2) SWIVEL BRACKET (DF150T E01)



REF NO.	PART NO.	DESCRIPTION	Q'TY	REMARKS
1	22511-99011	NIPPLE, GREASE	4	
2	36894-87D00	LEAD (SWIVEL TO MOUNT BRKT)	1	
3-1	43111-96J00-0EP	BRACKET, SWIVEL (L) (BLACK)	1	W/TRANSOM(L)
3-2	43111-96J00-Y5S	BRACKET, SWIVEL (L) (WHITE)	1	W/TRANSOM(L)
3-3	43111-96J10-0EP	BRACKET, SWIVEL (X) (BLACK)	1	W/TRANSOM(X)
3-4	43111-96J10-Y5S	BRACKET, SWIVEL (X) (WHITE)	1	W/TRANSOM(X)
4	43211-93J00	BUSH, CLAMP SHAFT SWIVEL	2	
5	43711-97E01	BUSH, STEERING	2	
6-1	43750-96J02-0EP	BRACKET, STEERING (L) (BLACK)	1	W/TRANSOM(L)
6-2	43750-96J02-Y5S	BRACKET, STEERING (L) (WHITE)	1	W/TRANSOM(L)
6-3	43750-96J12-0EP	BRACKET, STEERING (X) (BLACK)	1	W/TRANSOM(X)
6-4	43750-96J12-Y5S	BRACKET, STEERING (X) (WHITE)	1	W/TRANSOM(X)
7	09125-06063	SCREW (6X10)	1	
8	09160-39001	WASHER (39.5X64X1)	2	
9	09181-39001	SHIM (39.5X64X0.3)	4	
10	09380-38003	CIRCLIP	1	
11	09169-28003	WASHER	2	
12	09282-39001	OIL SEAL (39X51X5)	1	
13-1	55321-87J01	ANODE, PROTECTION	1	
13-2	55321-87J11	ANODE (MAGNESIUM)	1	OPT
14	09103-06281	BOLT (6X14)	1	
15	41220-96J10	LEVER, TILT LOCK	1	
16	41234-96J10	LEVER, TILT LOCK PORT	1	
17	41224-95E01	BUSH, TILT STOPPER ROD	2	
18	41230-96J00	LINK, TILT LOCK LEVER	1	
19	41233-95E10	BRACKET, TILT LOCK SPRING	1	
20	09125-06063	SCREW (6X10)	1	
21	09140-10032	NUT	1	
22	09160-06082	WASHER (6.5X13X1.0)	1	
23	09204-01006	PIN	1	
24	09440-19028	SPRING	1	
25	09443-10043	SPRING	1	

FIG.336A

FIG.336A (3-G-3) SWIVEL BRACKET (DF150T E01)

REF NO.	PART NO.	DESCRIPTION	Q'TY	REMARKS
26	36894-87D00	LEAD (SWIVEL TO MOUNT BRACKET)	1	
27	09125-06063	SCREW (6X10)	2	

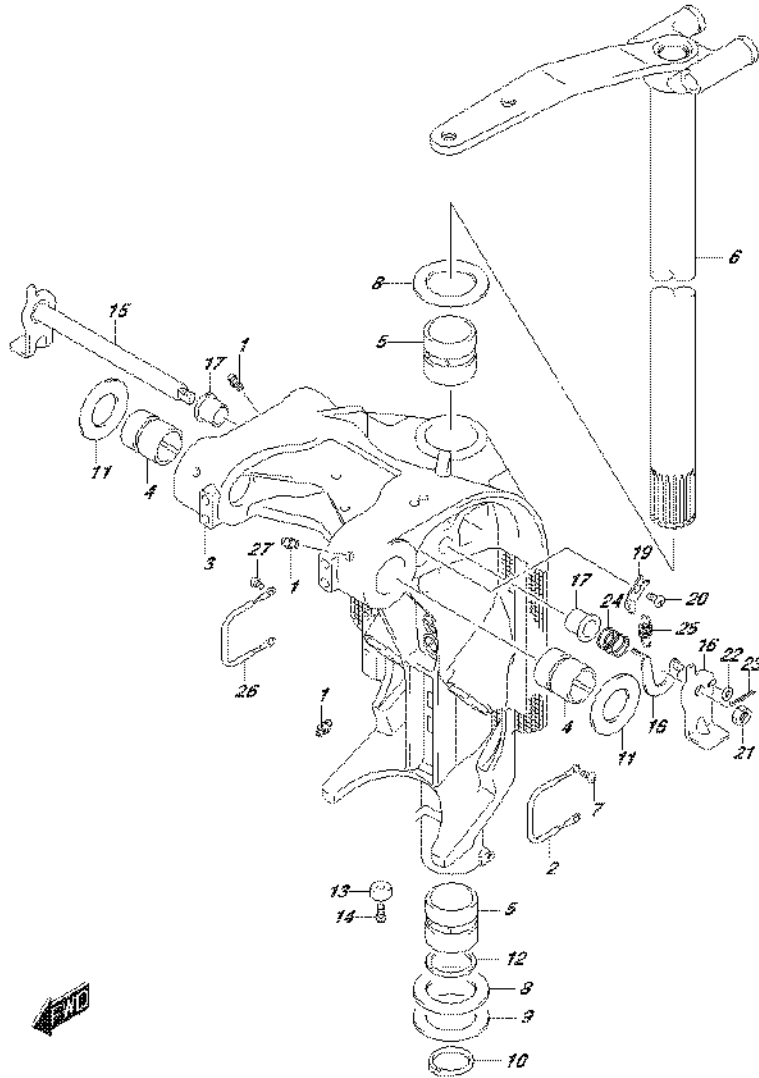
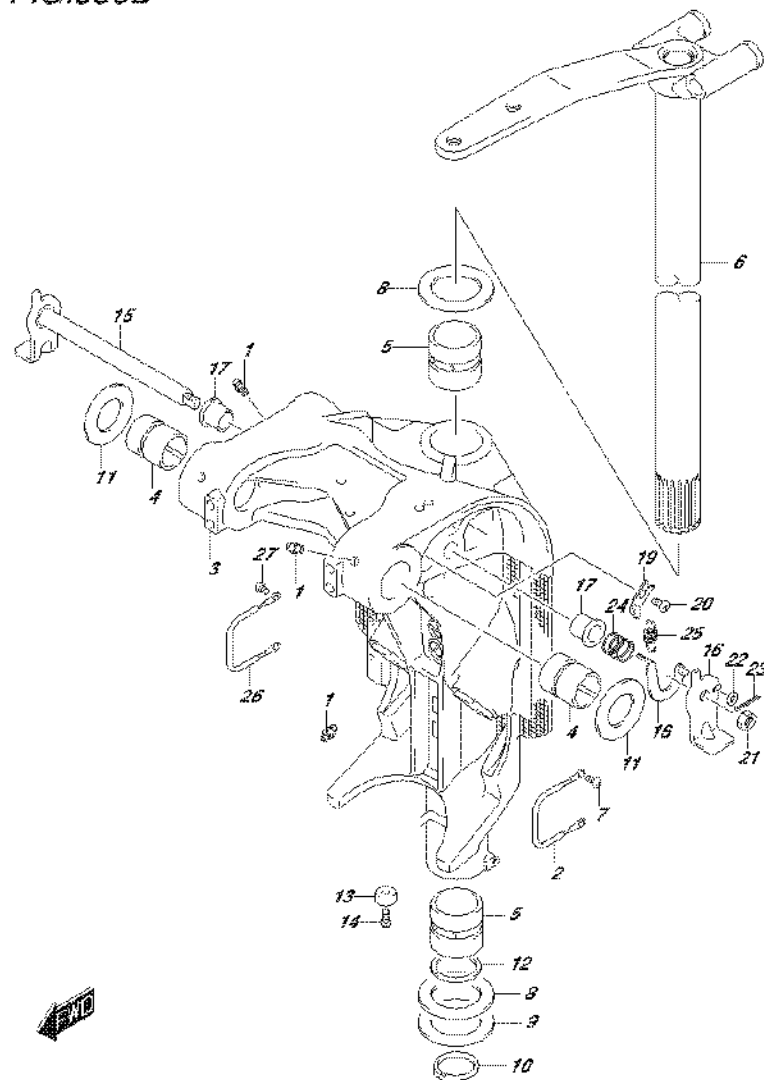


FIG.336B

FIG.336B (3-G-4) SWIVEL BRACKET (DF150T E40)



REF NO.	PART NO.	DESCRIPTION	Q'TY	REMARKS
1	22511-99011	NIPPLE, GREASE	4	
2	36894-87D00	LEAD (SWIVEL TO MOUNT BRKT)	1	
3-1	43111-96J00-0EP	BRACKET, SWIVEL (L) (BLACK)	1	W/TRANSOM(L)
3-2	43111-96J00-Y5S	BRACKET, SWIVEL (L) (WHITE)	1	W/TRANSOM(L)
3-3	43111-96J10-0EP	BRACKET, SWIVEL (X) (BLACK)	1	W/TRANSOM(X)
3-4	43111-96J10-Y5S	BRACKET, SWIVEL (X) (WHITE)	1	W/TRANSOM(X)
4	43211-93J00	BUSH, CLAMP SHAFT SWIVEL	2	
5	43711-97E01	BUSH, STEERING	2	
6-1	43750-96J02-0EP	BRACKET, STEERING (L) (BLACK)	1	W/TRANSOM(L)
6-2	43750-96J02-Y5S	BRACKET, STEERING (L) (WHITE)	1	W/TRANSOM(L)
6-3	43750-96J12-0EP	BRACKET, STEERING (X) (BLACK)	1	W/TRANSOM(X)
6-4	43750-96J12-Y5S	BRACKET, STEERING (X) (WHITE)	1	W/TRANSOM(X)
7	09125-06063	SCREW (6X10)	1	
8	09160-39001	WASHER (39.5X64X1)	2	
9	09181-39001	SHIM (39.5X64X0.3)	4	
10	09380-38003	CIRCLIP	1	
11	09169-28003	WASHER	2	
12	09282-39001	OIL SEAL (39X51X5)	1	
13-1	55321-87J01	ANODE, PROTECTION	1	
13-2	55321-87J11	ANODE (MAGNESIUM)	1	OPT
14	09103-06281	BOLT (6X14)	1	
15	41220-96J10	LEVER, TILT LOCK	1	
16	41234-96J10	LEVER, TILT LOCK PORT	1	
17	41224-95E01	BUSH, TILT STOPPER ROD	2	
18	41230-96J00	LINK, TILT LOCK LEVER	1	
19	41233-95E10	BRACKET, TILT LOCK SPRING	1	
20	09125-06063	SCREW (6X10)	1	
21	09140-10032	NUT	1	
22	09160-06082	WASHER (6.5X13X1.0)	1	
23	09204-01006	PIN	1	
24	09440-19028	SPRING	1	
25	09443-10043	SPRING	1	

FIG.336B

FIG.336B (3-G-5) SWIVEL BRACKET (DF150T E40)

REF NO.	PART NO.	DESCRIPTION	Q'TY	REMARKS
26	36894-87D00	LEAD (SWIVEL TO MOUNT BRACKET)	1	
27	09125-06063	SCREW (6X10)	2	

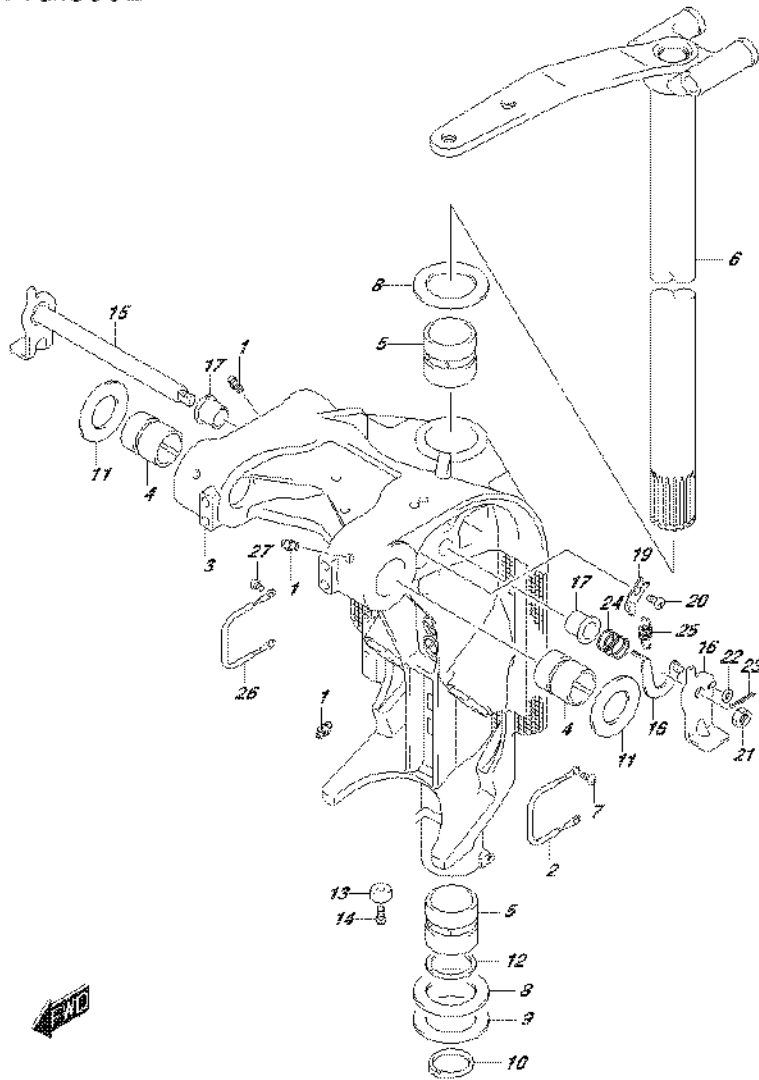
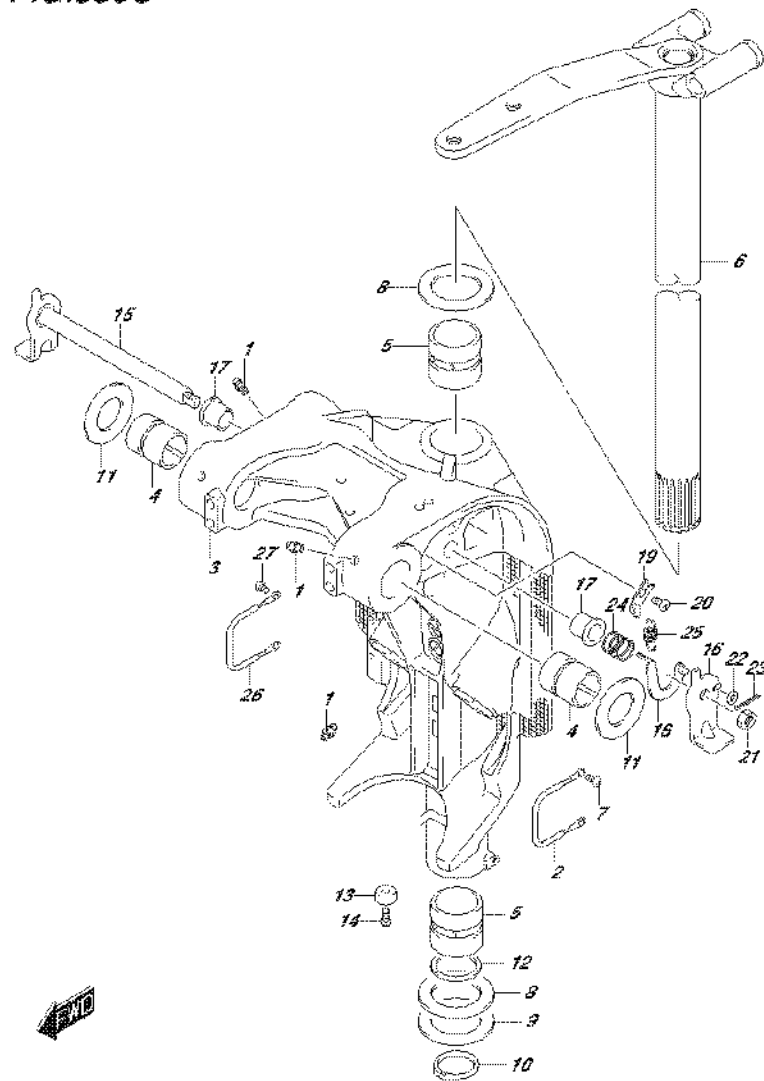


FIG.336C

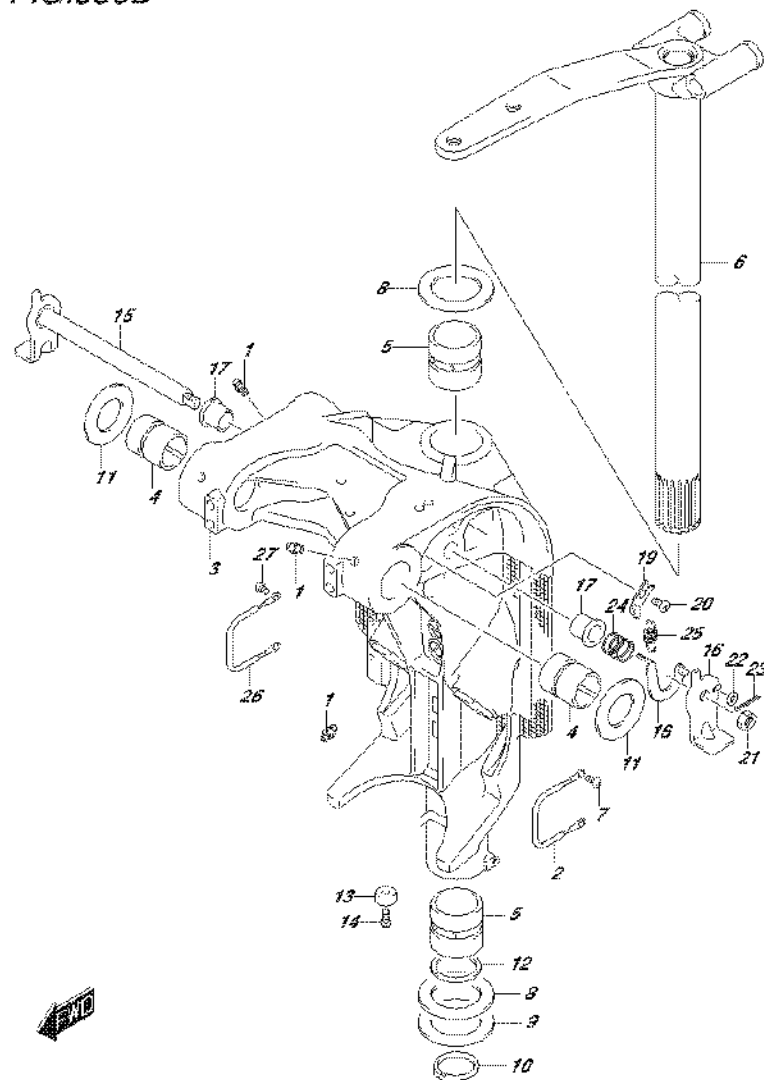
FIG.336C (3-G-6) SWIVEL BRACKET (DF150TG E01)



REF NO.	PART NO.	DESCRIPTION	Q'TY	REMARKS
1	22511-99011	NIPPLE, GREASE	4	
2	36894-87D00	LEAD (SWIVEL TO MOUNT BRKT)	1	
3-1	43111-96J00-0EP	BRACKET, SWIVEL (L) (BLACK)	1	W/TRANSOM(L)
3-2	43111-96J00-Y5S	BRACKET, SWIVEL (L) (WHITE)	1	W/TRANSOM(L)
3-3	43111-96J10-0EP	BRACKET, SWIVEL (X) (BLACK)	1	W/TRANSOM(X)
3-4	43111-96J10-Y5S	BRACKET, SWIVEL (X) (WHITE)	1	W/TRANSOM(X)
4	43211-93J00	BUSH, CLAMP SHAFT SWIVEL	2	
5	43711-97E01	BUSH, STEERING	2	
6-1	43750-96J02-0EP	BRACKET, STEERING (L) (BLACK)	1	W/TRANSOM(L)
6-2	43750-96J02-Y5S	BRACKET, STEERING (L) (WHITE)	1	W/TRANSOM(L)
6-3	43750-96J12-0EP	BRACKET, STEERING (X) (BLACK)	1	W/TRANSOM(X)
6-4	43750-96J12-Y5S	BRACKET, STEERING (X) (WHITE)	1	W/TRANSOM(X)
7	09125-06063	SCREW (6X10)	1	
8	09160-39001	WASHER (39.5X64X1)	2	
9	09181-39001	SHIM (39.5X64X0.3)	4	
10	09380-38003	CIRCLIP	1	
11	09169-28003	WASHER	2	
12	09282-39001	OIL SEAL (39X51X5)	1	
13	55321-87J01	ANODE, PROTECTION	1	
14	09103-06281	BOLT (6X14)	1	
15	41220-96J10	LEVER, TILT LOCK	1	
16	41234-96J10	LEVER, TILT LOCK PORT	1	
17	41224-95E01	BUSH, TILT STOPPER ROD	2	
18	41230-96J00	LINK, TILT LOCK LEVER	1	
19	41233-95E10	BRACKET, TILT LOCK SPRING	1	
20	09125-06063	SCREW (6X10)	1	
21	09140-10032	NUT	1	
22	09160-06082	WASHER (6.5X13X1.0)	1	
23	09204-01006	PIN	1	
24	09440-19028	SPRING	1	
25	09443-10043	SPRING	1	
26	36894-87D00	LEAD (SWIVEL TO MOUNT BRACKET)	1	
27	09125-06063	SCREW (6X10)	2	

FIG.336D

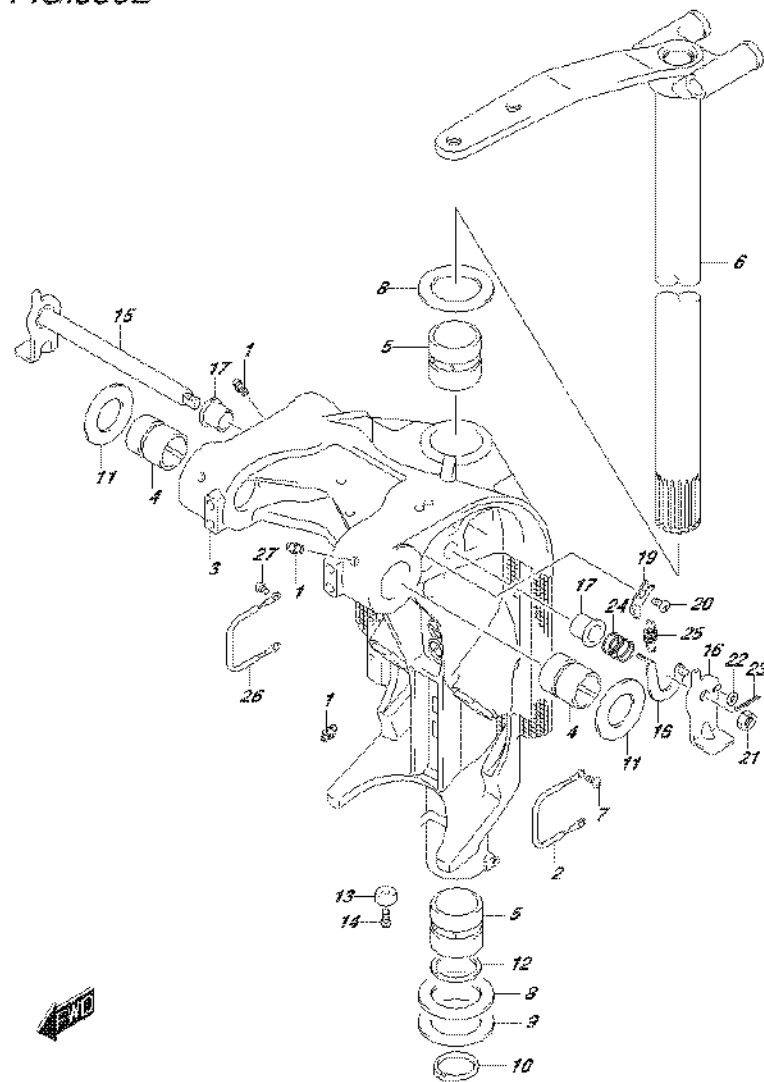
FIG.336D (3-G-7) SWIVEL BRACKET (DF150TG E40)



REF NO.	PART NO.	DESCRIPTION	Q'TY	REMARKS
1	22511-99011	NIPPLE, GREASE	4	
2	36894-87D00	LEAD (SWIVEL TO MOUNT BRKT)	1	
3-1	43111-96J00-0EP	BRACKET, SWIVEL (L) (BLACK)	1	W/TRANSOM(L)
3-2	43111-96J00-Y5S	BRACKET, SWIVEL (L) (WHITE)	1	W/TRANSOM(L)
3-3	43111-96J10-0EP	BRACKET, SWIVEL (X) (BLACK)	1	W/TRANSOM(X)
3-4	43111-96J10-Y5S	BRACKET, SWIVEL (X) (WHITE)	1	W/TRANSOM(X)
4	43211-93J00	BUSH, CLAMP SHAFT SWIVEL	2	
5	43711-97E01	BUSH, STEERING	2	
6-1	43750-96J02-0EP	BRACKET, STEERING (L) (BLACK)	1	W/TRANSOM(L)
6-2	43750-96J02-Y5S	BRACKET, STEERING (L) (WHITE)	1	W/TRANSOM(L)
6-3	43750-96J12-0EP	BRACKET, STEERING (X) (BLACK)	1	W/TRANSOM(X)
6-4	43750-96J12-Y5S	BRACKET, STEERING (X) (WHITE)	1	W/TRANSOM(X)
7	09125-06063	SCREW (6X10)	1	
8	09160-39001	WASHER (39.5X64X1)	2	
9	09181-39001	SHIM (39.5X64X0.3)	4	
10	09380-38003	CIRCLIP	1	
11	09169-28003	WASHER	2	
12	09282-39001	OIL SEAL (39X51X5)	1	
13	55321-87J01	ANODE, PROTECTION	1	
14	09103-06281	BOLT (6X14)	1	
15	41220-96J10	LEVER, TILT LOCK	1	
16	41234-96J10	LEVER, TILT LOCK PORT	1	
17	41224-95E01	BUSH, TILT STOPPER ROD	2	
18	41230-96J00	LINK, TILT LOCK LEVER	1	
19	41233-95E10	BRACKET, TILT LOCK SPRING	1	
20	09125-06063	SCREW (6X10)	1	
21	09140-10032	NUT	1	
22	09160-06082	WASHER (6.5X13X1.0)	1	
23	09204-01006	PIN	1	
24	09440-19028	SPRING	1	
25	09443-10043	SPRING	1	
26	36894-87D00	LEAD (SWIVEL TO MOUNT BRACKET)	1	
27	09125-06063	SCREW (6X10)	2	

FIG.336E

FIG.336E (3-G-8) SWIVEL BRACKET (DF150Z E01)



REF NO.	PART NO.	DESCRIPTION	Q'TY	REMARKS
1	22511-99011	NIPPLE, GREASE	4	
2	36894-87D00	LEAD (SWIVEL TO MOUNT BRKT)	1	
3-1	43111-96J00-0EP	BRACKET, SWIVEL (L) (BLACK)	1	W/TRANSOM(L)
3-2	43111-96J00-Y5S	BRACKET, SWIVEL (L) (WHITE)	1	W/TRANSOM(L)
3-3	43111-96J10-0EP	BRACKET, SWIVEL (X) (BLACK)	1	W/TRANSOM(X)
3-4	43111-96J10-Y5S	BRACKET, SWIVEL (X) (WHITE)	1	W/TRANSOM(X)
4	43211-93J00	BUSH, CLAMP SHAFT SWIVEL	2	
5	43711-97E01	BUSH, STEERING	2	
6-1	43750-96J02-0EP	BRACKET, STEERING (L) (BLACK)	1	W/TRANSOM(L)
6-2	43750-96J02-Y5S	BRACKET, STEERING (L) (WHITE)	1	W/TRANSOM(L)
6-3	43750-96J12-0EP	BRACKET, STEERING (X) (BLACK)	1	W/TRANSOM(X)
6-4	43750-96J12-Y5S	BRACKET, STEERING (X) (WHITE)	1	W/TRANSOM(X)
7	09125-06063	SCREW (6X10)	1	
8	09160-39001	WASHER (39.5X64X1)	2	
9	09181-39001	SHIM (39.5X64X0.3)	4	
10	09380-38003	CIRCLIP	1	
11	09169-28003	WASHER	2	
12	09282-39001	OIL SEAL (39X51X5)	1	
13-1	55321-87J01	ANODE, PROTECTION	1	
13-2	55321-87J11	ANODE (MAGNESIUM)	1	OPT
14	09103-06281	BOLT (6X14)	1	
15	41220-96J10	LEVER, TILT LOCK	1	
16	41234-96J10	LEVER, TILT LOCK PORT	1	
17	41224-95E01	BUSH, TILT STOPPER ROD	2	
18	41230-96J00	LINK, TILT LOCK LEVER	1	
19	41233-95E10	BRACKET, TILT LOCK SPRING	1	
20	09125-06063	SCREW (6X10)	1	
21	09140-10032	NUT	1	
22	09160-06082	WASHER (6.5X13X1.0)	1	
23	09204-01006	PIN	1	
24	09440-19028	SPRING	1	
25	09443-10043	SPRING	1	

FIG.336E

FIG.336E (3-G-9) SWIVEL BRACKET (DF150Z E01)

REF NO.	PART NO.	DESCRIPTION	Q'TY	REMARKS
26	36894-87D00	LEAD (SWIVEL TO MOUNT BRACKET)	1	
27	09125-06063	SCREW (6X10)	2	

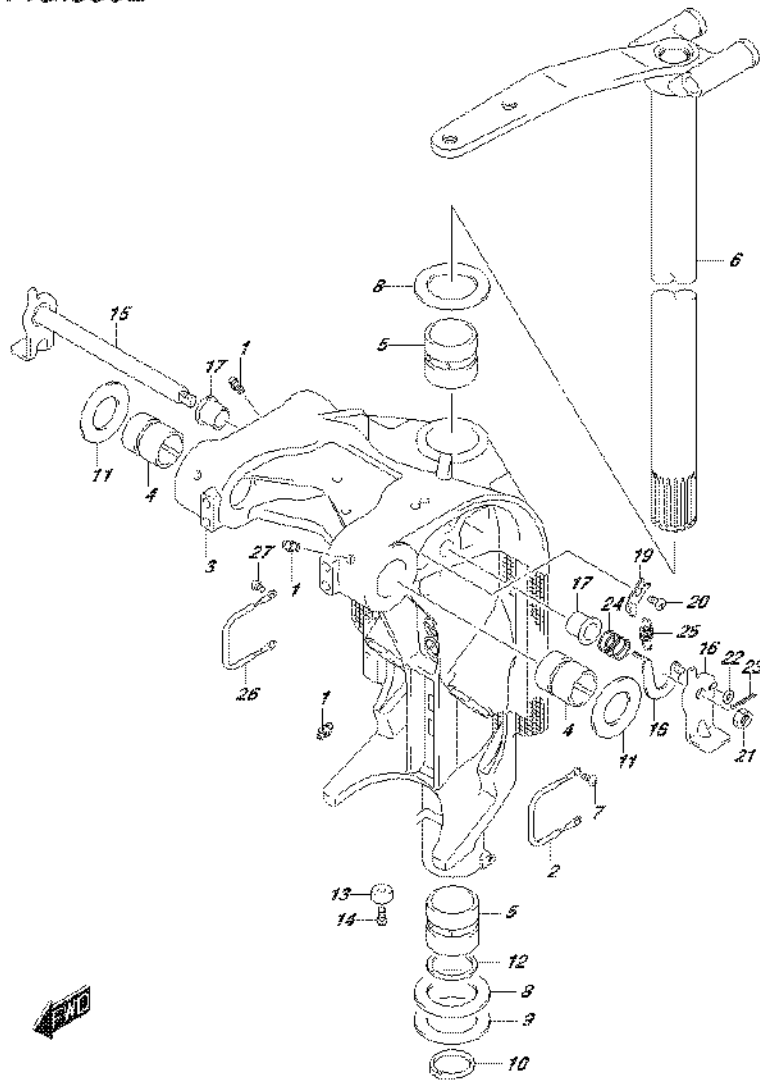
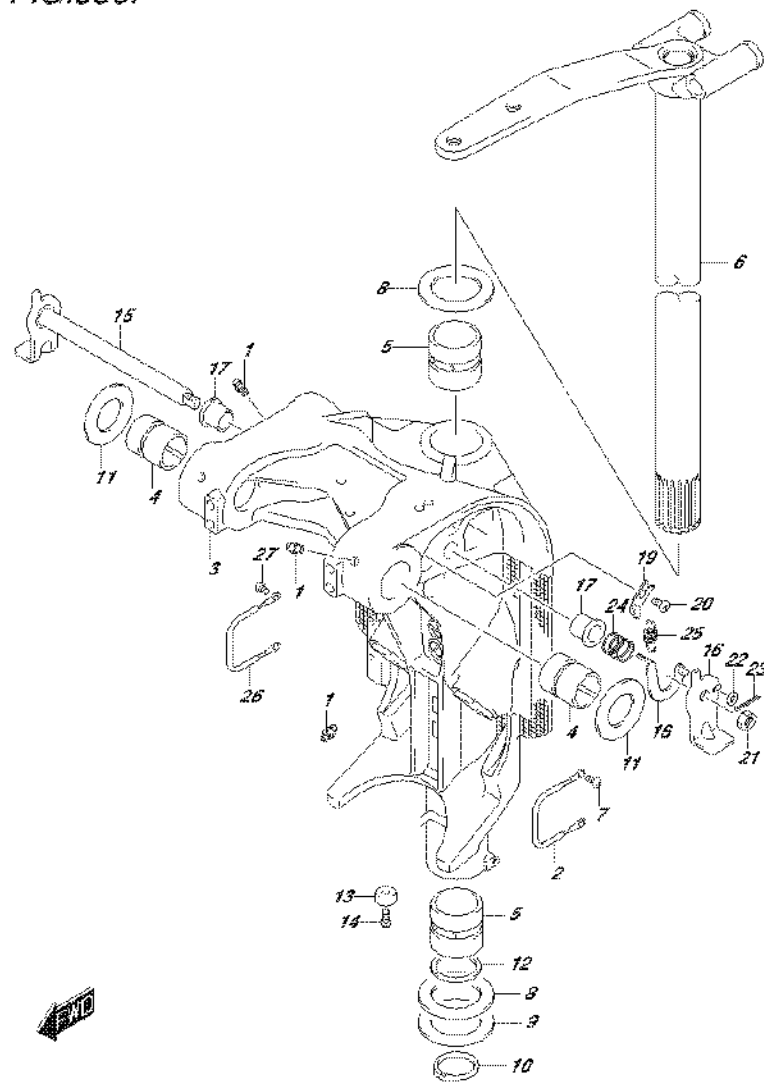


FIG.336F

FIG.336F (3-G-10) SWIVEL BRACKET (DF150Z E40)



REF NO.	PART NO.	DESCRIPTION	Q'TY	REMARKS
1	22511-99011	NIPPLE, GREASE	4	
2	36894-87D00	LEAD (SWIVEL TO MOUNT BRKT)	1	
3-1	43111-96J00-0EP	BRACKET, SWIVEL (L) (BLACK)	1	W/TRANSOM(L)
3-2	43111-96J00-Y5S	BRACKET, SWIVEL (L) (WHITE)	1	W/TRANSOM(L)
3-3	43111-96J10-0EP	BRACKET, SWIVEL (X) (BLACK)	1	W/TRANSOM(X)
3-4	43111-96J10-Y5S	BRACKET, SWIVEL (X) (WHITE)	1	W/TRANSOM(X)
4	43211-93J00	BUSH, CLAMP SHAFT SWIVEL	2	
5	43711-97E01	BUSH, STEERING	2	
6-1	43750-96J02-0EP	BRACKET, STEERING (L) (BLACK)	1	W/TRANSOM(L)
6-2	43750-96J02-Y5S	BRACKET, STEERING (L) (WHITE)	1	W/TRANSOM(L)
6-3	43750-96J12-0EP	BRACKET, STEERING (X) (BLACK)	1	W/TRANSOM(X)
6-4	43750-96J12-Y5S	BRACKET, STEERING (X) (WHITE)	1	W/TRANSOM(X)
7	09125-06063	SCREW (6X10)	1	
8	09160-39001	WASHER (39.5X64X1)	2	
9	09181-39001	SHIM (39.5X64X0.3)	4	
10	09380-38003	CIRCLIP	1	
11	09169-28003	WASHER	2	
12	09282-39001	OIL SEAL (39X51X5)	1	
13-1	55321-87J01	ANODE, PROTECTION	1	
13-2	55321-87J11	ANODE (MAGNESIUM)	1	OPT
14	09103-06281	BOLT (6X14)	1	
15	41220-96J10	LEVER, TILT LOCK	1	
16	41234-96J10	LEVER, TILT LOCK PORT	1	
17	41224-95E01	BUSH, TILT STOPPER ROD	2	
18	41230-96J00	LINK, TILT LOCK LEVER	1	
19	41233-95E10	BRACKET, TILT LOCK SPRING	1	
20	09125-06063	SCREW (6X10)	1	
21	09140-10032	NUT	1	
22	09160-06082	WASHER (6.5X13X1.0)	1	
23	09204-01006	PIN	1	
24	09440-19028	SPRING	1	
25	09443-10043	SPRING	1	

FIG.336F

FIG.336F (3-G-11) SWIVEL BRACKET (DF150Z E40)

REF NO.	PART NO.	DESCRIPTION	Q'TY	REMARKS
26	36894-87D00	LEAD (SWIVEL TO MOUNT BRACKET)	1	
27	09125-06063	SCREW (6X10)	2	

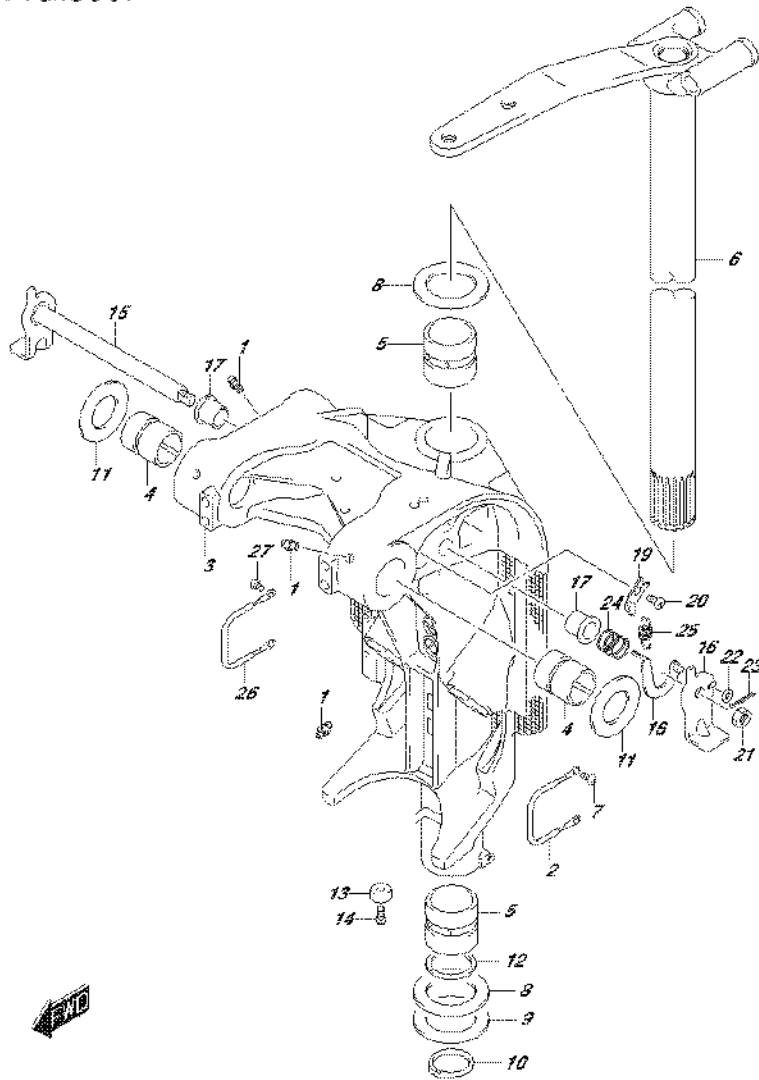
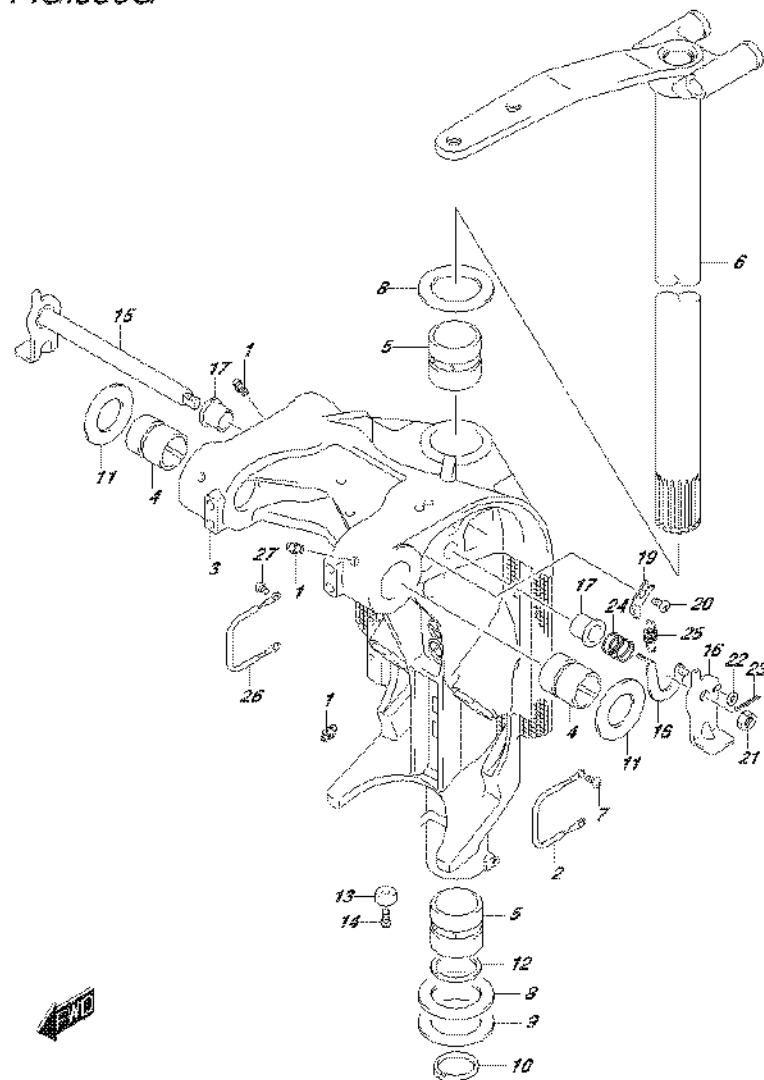


FIG.336G

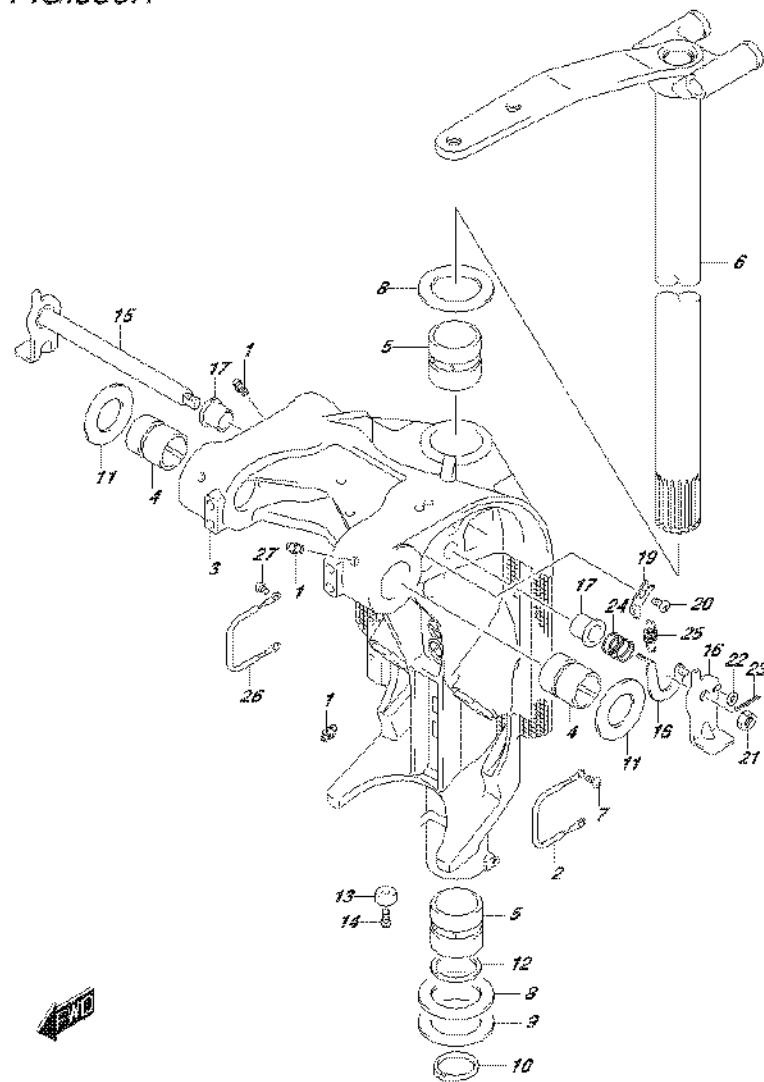
FIG.336G (3-G-12) SWIVEL BRACKET (DF150ZG E01)



REF NO.	PART NO.	DESCRIPTION	Q'TY	REMARKS
1	22511-99011	NIPPLE, GREASE	4	
2	36894-87D00	LEAD (SWIVEL TO MOUNT BRKT)	1	
3-1	43111-96J00-0EP	BRACKET, SWIVEL (L) (BLACK)	1	W/TRANSOM(L)
3-2	43111-96J00-Y5S	BRACKET, SWIVEL (L) (WHITE)	1	W/TRANSOM(L)
3-3	43111-96J10-0EP	BRACKET, SWIVEL (X) (BLACK)	1	W/TRANSOM(X)
3-4	43111-96J10-Y5S	BRACKET, SWIVEL (X) (WHITE)	1	W/TRANSOM(X)
4	43211-93J00	BUSH, CLAMP SHAFT SWIVEL	2	
5	43711-97E01	BUSH, STEERING	2	
6-1	43750-96J02-0EP	BRACKET, STEERING (L) (BLACK)	1	W/TRANSOM(L)
6-2	43750-96J02-Y5S	BRACKET, STEERING (L) (WHITE)	1	W/TRANSOM(L)
6-3	43750-96J12-0EP	BRACKET, STEERING (X) (BLACK)	1	W/TRANSOM(X)
6-4	43750-96J12-Y5S	BRACKET, STEERING (X) (WHITE)	1	W/TRANSOM(X)
7	09125-06063	SCREW (6X10)	1	
8	09160-39001	WASHER (39.5X64X1)	2	
9	09181-39001	SHIM (39.5X64X0.3)	4	
10	09380-38003	CIRCLIP	1	
11	09169-28003	WASHER	2	
12	09282-39001	OIL SEAL (39X51X5)	1	
13	55321-87J01	ANODE, PROTECTION	1	
14	09103-06281	BOLT (6X14)	1	
15	41220-96J10	LEVER, TILT LOCK	1	
16	41234-96J10	LEVER, TILT LOCK PORT	1	
17	41224-95E01	BUSH, TILT STOPPER ROD	2	
18	41230-96J00	LINK, TILT LOCK LEVER	1	
19	41233-95E10	BRACKET, TILT LOCK SPRING	1	
20	09125-06063	SCREW (6X10)	1	
21	09140-10032	NUT	1	
22	09160-06082	WASHER (6.5X13X1.0)	1	
23	09204-01006	PIN	1	
24	09440-19028	SPRING	1	
25	09443-10043	SPRING	1	
26	36894-87D00	LEAD (SWIVEL TO MOUNT BRACKET)	1	
27	09125-06063	SCREW (6X10)	2	

FIG.336H

FIG.336H (3-G-13) SWIVEL BRACKET (DF150ZG E40)



REF NO.	PART NO.	DESCRIPTION	Q'TY	REMARKS
1	22511-99011	NIPPLE, GREASE	4	
2	36894-87D00	LEAD (SWIVEL TO MOUNT BRKT)	1	
3-1	43111-96J00-0EP	BRACKET, SWIVEL (L) (BLACK)	1	W/TRANSOM(L)
3-2	43111-96J00-Y5S	BRACKET, SWIVEL (L) (WHITE)	1	W/TRANSOM(L)
3-3	43111-96J10-0EP	BRACKET, SWIVEL (X) (BLACK)	1	W/TRANSOM(X)
3-4	43111-96J10-Y5S	BRACKET, SWIVEL (X) (WHITE)	1	W/TRANSOM(X)
4	43211-93J00	BUSH, CLAMP SHAFT SWIVEL	2	
5	43711-97E01	BUSH, STEERING	2	
6-1	43750-96J02-0EP	BRACKET, STEERING (L) (BLACK)	1	W/TRANSOM(L)
6-2	43750-96J02-Y5S	BRACKET, STEERING (L) (WHITE)	1	W/TRANSOM(L)
6-3	43750-96J12-0EP	BRACKET, STEERING (X) (BLACK)	1	W/TRANSOM(X)
6-4	43750-96J12-Y5S	BRACKET, STEERING (X) (WHITE)	1	W/TRANSOM(X)
7	09125-06063	SCREW (6X10)	1	
8	09160-39001	WASHER (39.5X64X1)	2	
9	09181-39001	SHIM (39.5X64X0.3)	4	
10	09380-38003	CIRCLIP	1	
11	09169-28003	WASHER	2	
12	09282-39001	OIL SEAL (39X51X5)	1	
13	55321-87J01	ANODE, PROTECTION	1	
14	09103-06281	BOLT (6X14)	1	
15	41220-96J10	LEVER, TILT LOCK	1	
16	41234-96J10	LEVER, TILT LOCK PORT	1	
17	41224-95E01	BUSH, TILT STOPPER ROD	2	
18	41230-96J00	LINK, TILT LOCK LEVER	1	
19	41233-95E10	BRACKET, TILT LOCK SPRING	1	
20	09125-06063	SCREW (6X10)	1	
21	09140-10032	NUT	1	
22	09160-06082	WASHER (6.5X13X1.0)	1	
23	09204-01006	PIN	1	
24	09440-19028	SPRING	1	
25	09443-10043	SPRING	1	
26	36894-87D00	LEAD (SWIVEL TO MOUNT BRACKET)	1	
27	09125-06063	SCREW (6X10)	2	

FIG.336J

FIG.336J (3-G-14) SWIVEL BRACKET (DF175T E01)

REF NO.	PART NO.	DESCRIPTION	Q'TY	REMARKS
1	22511-99011	NIPPLE, GREASE	4	
2	36894-87D00	LEAD (SWIVEL TO MOUNT BRKT)	1	
3-1	43111-96J00-0EP	BRACKET, SWIVEL (L) (BLACK)	1	W/TRANSOM(L)
3-2	43111-96J00-Y5S	BRACKET, SWIVEL (L) (WHITE)	1	W/TRANSOM(L)
3-3	43111-96J10-0EP	BRACKET, SWIVEL (X) (BLACK)	1	W/TRANSOM(X)
3-4	43111-96J10-Y5S	BRACKET, SWIVEL (X) (WHITE)	1	W/TRANSOM(X)
4	43211-93J00	BUSH, CLAMP SHAFT SWIVEL	2	
5	43711-97E01	BUSH, STEERING	2	
6-1	43750-96J02-0EP	BRACKET, STEERING (L) (BLACK)	1	W/TRANSOM(L)
6-2	43750-96J02-Y5S	BRACKET, STEERING (L) (WHITE)	1	W/TRANSOM(L)
6-3	43750-96J12-0EP	BRACKET, STEERING (X) (BLACK)	1	W/TRANSOM(X)
6-4	43750-96J12-Y5S	BRACKET, STEERING (X) (WHITE)	1	W/TRANSOM(X)
7	09125-06063	SCREW (6X10)	1	
8	09160-39001	WASHER (39.5X64X1)	2	
9	09181-39001	SHIM (39.5X64X0.3)	4	
10	09380-38003	CIRCLIP	1	
11	09169-28003	WASHER	2	
12	09282-39001	OIL SEAL (39X51X5)	1	
13-1	55321-87J01	ANODE, PROTECTION	1	
13-2	55321-87J11	ANODE (MAGNESIUM)	1	OPT
14	09103-06281	BOLT (6X14)	1	
15	41220-96J10	LEVER, TILT LOCK	1	
16	41234-96J10	LEVER, TILT LOCK PORT	1	
17	41224-95E01	BUSH, TILT STOPPER ROD	2	
18	41230-96J00	LINK, TILT LOCK LEVER	1	
19	41233-95E10	BRACKET, TILT LOCK SPRING	1	
20	09125-06063	SCREW (6X10)	1	
21	09140-10032	NUT	1	
22	09160-06082	WASHER (6.5X13X1.0)	1	
23	09204-01006	PIN	1	
24	09440-19028	SPRING	1	
25	09443-10043	SPRING	1	

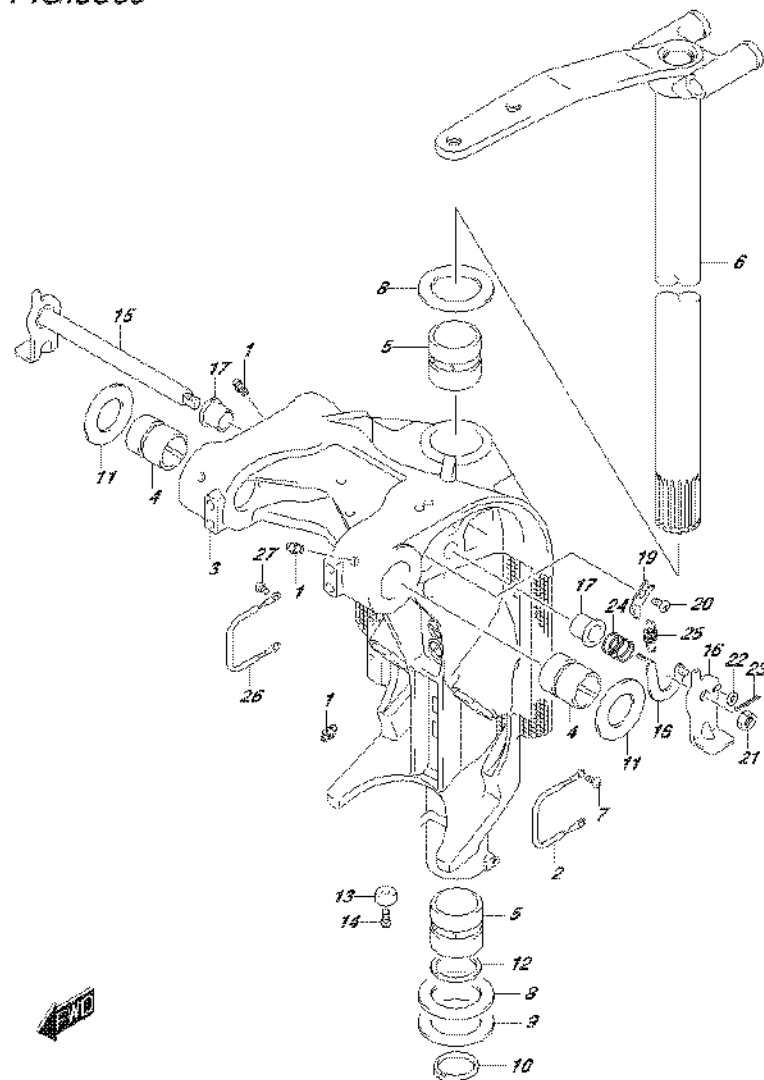


FIG.336J

FIG.336J (3-G-15) SWIVEL BRACKET (DF175T E01)

REF NO.	PART NO.	DESCRIPTION	Q'TY	REMARKS
26	36894-87D00	LEAD (SWIVEL TO MOUNT BRACKET)	1	
27	09125-06063	SCREW (6X10)	2	

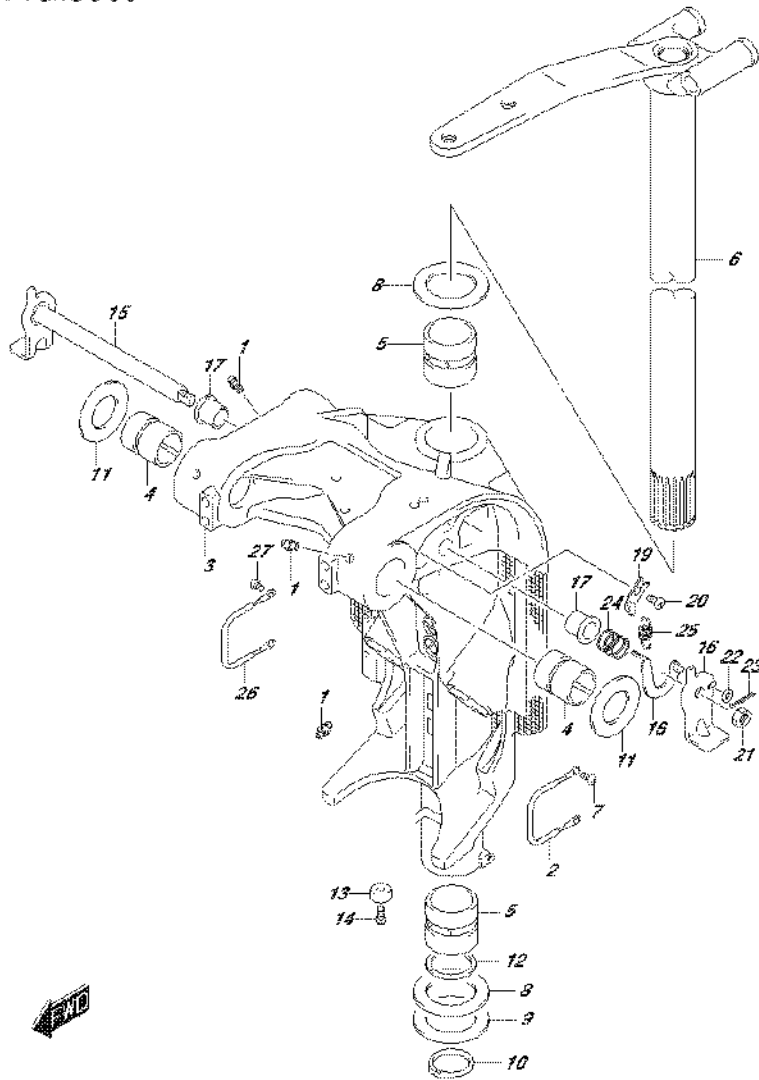
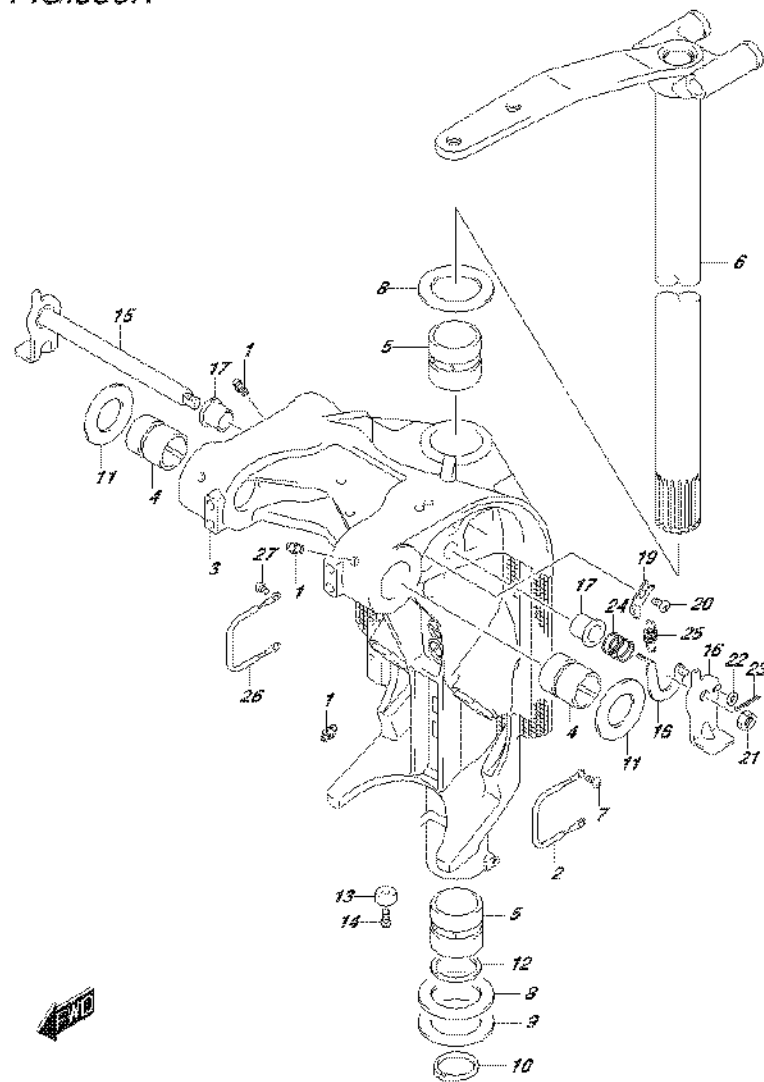


FIG.336K

FIG.336K (3-H-2) SWIVEL BRACKET (DF175T E40)



REF NO.	PART NO.	DESCRIPTION	Q'TY	REMARKS
1	22511-99011	NIPPLE, GREASE	4	
2	36894-87D00	LEAD (SWIVEL TO MOUNT BRKT)	1	
3-1	43111-96J00-0EP	BRACKET, SWIVEL (L) (BLACK)	1	W/TRANSOM(L)
3-2	43111-96J00-Y5S	BRACKET, SWIVEL (L) (WHITE)	1	W/TRANSOM(L)
3-3	43111-96J10-0EP	BRACKET, SWIVEL (X) (BLACK)	1	W/TRANSOM(X)
3-4	43111-96J10-Y5S	BRACKET, SWIVEL (X) (WHITE)	1	W/TRANSOM(X)
4	43211-93J00	BUSH, CLAMP SHAFT SWIVEL	2	
5	43711-97E01	BUSH, STEERING	2	
6-1	43750-96J02-0EP	BRACKET, STEERING (L) (BLACK)	1	W/TRANSOM(L)
6-2	43750-96J02-Y5S	BRACKET, STEERING (L) (WHITE)	1	W/TRANSOM(L)
6-3	43750-96J12-0EP	BRACKET, STEERING (X) (BLACK)	1	W/TRANSOM(X)
6-4	43750-96J12-Y5S	BRACKET, STEERING (X) (WHITE)	1	W/TRANSOM(X)
7	09125-06063	SCREW (6X10)	1	
8	09160-39001	WASHER (39.5X64X1)	2	
9	09181-39001	SHIM (39.5X64X0.3)	4	
10	09380-38003	CIRCLIP	1	
11	09169-28003	WASHER	2	
12	09282-39001	OIL SEAL (39X51X5)	1	
13-1	55321-87J01	ANODE, PROTECTION	1	
13-2	55321-87J11	ANODE (MAGNESIUM)	1	OPT
14	09103-06281	BOLT (6X14)	1	
15	41220-96J10	LEVER, TILT LOCK	1	
16	41234-96J10	LEVER, TILT LOCK PORT	1	
17	41224-95E01	BUSH, TILT STOPPER ROD	2	
18	41230-96J00	LINK, TILT LOCK LEVER	1	
19	41233-95E10	BRACKET, TILT LOCK SPRING	1	
20	09125-06063	SCREW (6X10)	1	
21	09140-10032	NUT	1	
22	09160-06082	WASHER (6.5X13X1.0)	1	
23	09204-01006	PIN	1	
24	09440-19028	SPRING	1	
25	09443-10043	SPRING	1	

FIG.336K

FIG.336K (3-H-3) SWIVEL BRACKET (DF175T E40)

REF NO.	PART NO.	DESCRIPTION	Q'TY	REMARKS
26	36894-87D00	LEAD (SWIVEL TO MOUNT BRACKET)	1	
27	09125-06063	SCREW (6X10)	2	

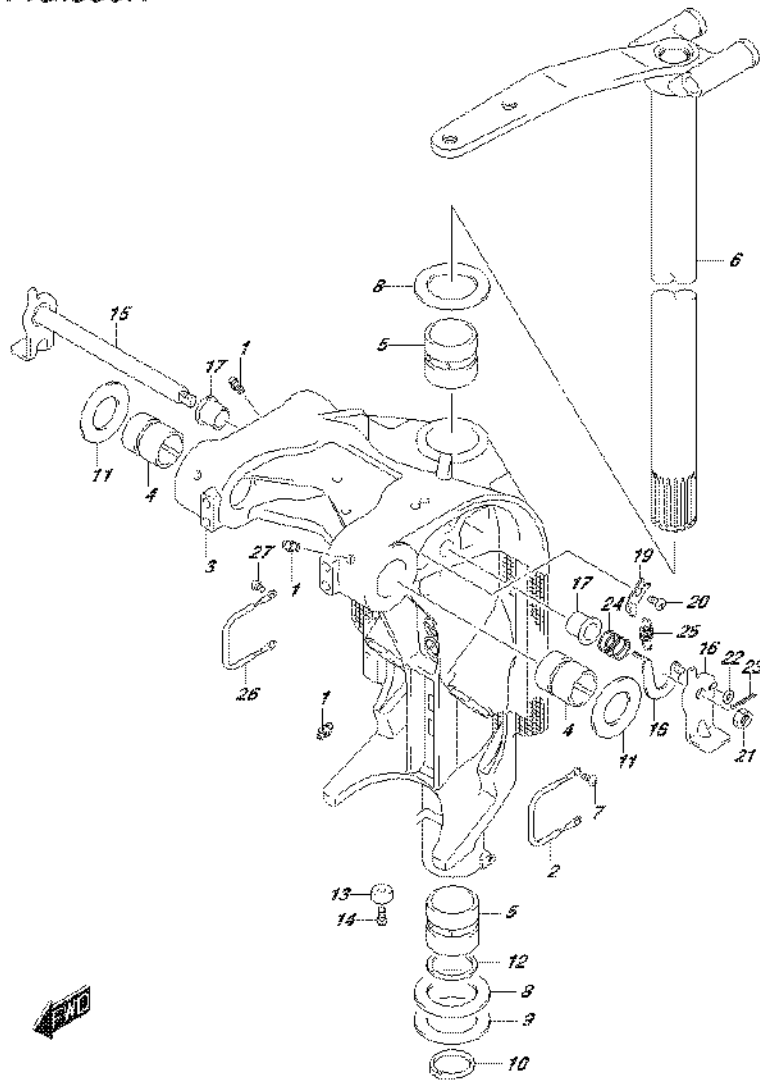
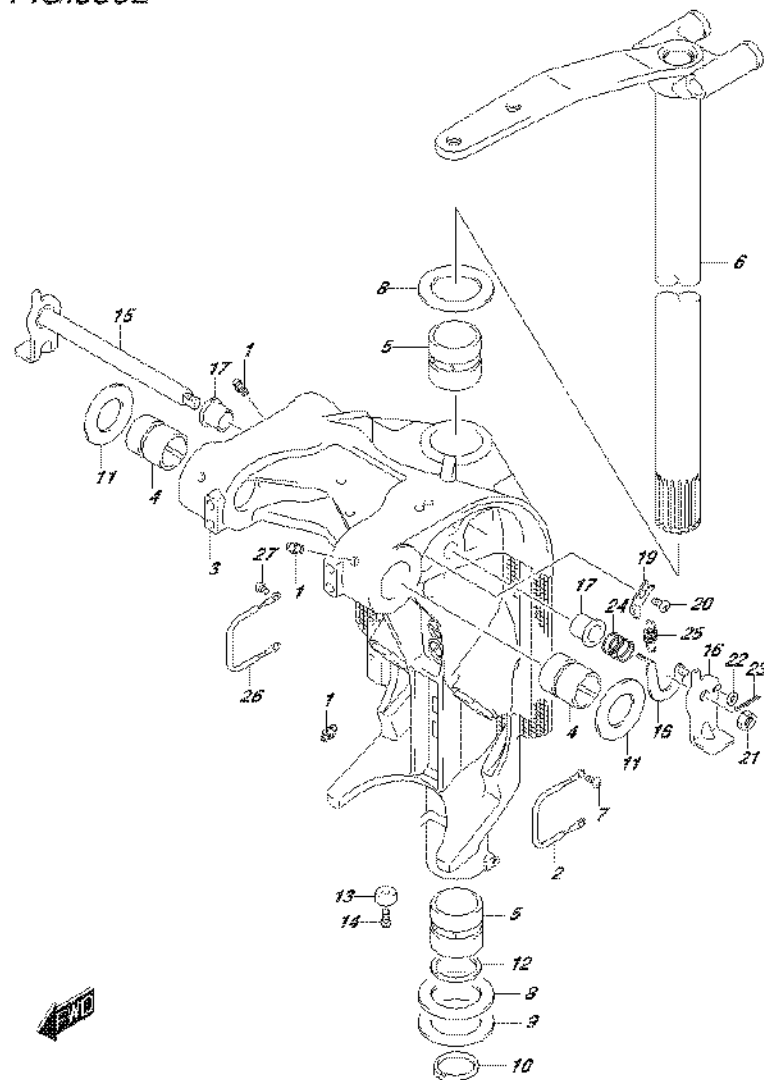


FIG.336L

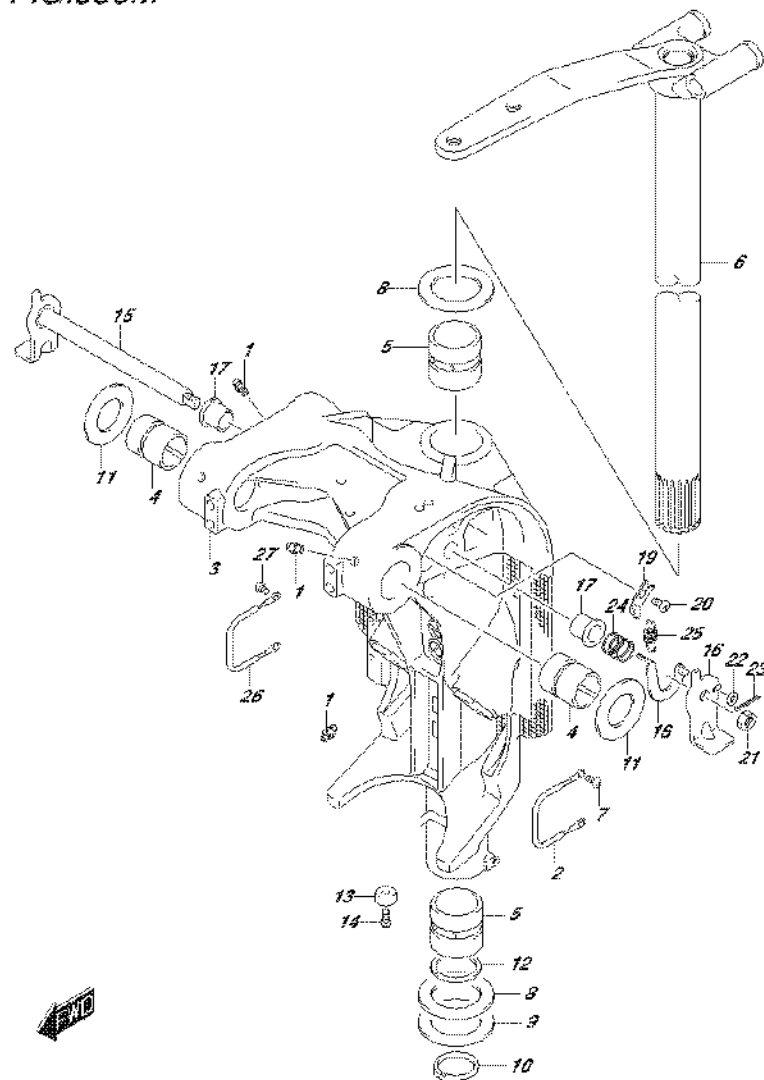
FIG.336L (3-H-4) SWIVEL BRACKET (DF175TG E01)



REF NO.	PART NO.	DESCRIPTION	Q'TY	REMARKS
1	22511-99011	NIPPLE, GREASE	4	
2	36894-87D00	LEAD (SWIVEL TO MOUNT BRKT)	1	
3-1	43111-96J00-0EP	BRACKET, SWIVEL (L) (BLACK)	1	W/TRANSOM(L)
3-2	43111-96J00-Y5S	BRACKET, SWIVEL (L) (WHITE)	1	W/TRANSOM(L)
3-3	43111-96J10-0EP	BRACKET, SWIVEL (X) (BLACK)	1	W/TRANSOM(X)
3-4	43111-96J10-Y5S	BRACKET, SWIVEL (X) (WHITE)	1	W/TRANSOM(X)
4	43211-93J00	BUSH, CLAMP SHAFT SWIVEL	2	
5	43711-97E01	BUSH, STEERING	2	
6-1	43750-96J02-0EP	BRACKET, STEERING (L) (BLACK)	1	W/TRANSOM(L)
6-2	43750-96J02-Y5S	BRACKET, STEERING (L) (WHITE)	1	W/TRANSOM(L)
6-3	43750-96J12-0EP	BRACKET, STEERING (X) (BLACK)	1	W/TRANSOM(X)
6-4	43750-96J12-Y5S	BRACKET, STEERING (X) (WHITE)	1	W/TRANSOM(X)
7	09125-06063	SCREW (6X10)	1	
8	09160-39001	WASHER (39.5X64X1)	2	
9	09181-39001	SHIM (39.5X64X0.3)	4	
10	09380-38003	CIRCLIP	1	
11	09169-28003	WASHER	2	
12	09282-39001	OIL SEAL (39X51X5)	1	
13	55321-87J01	ANODE, PROTECTION	1	
14	09103-06281	BOLT (6X14)	1	
15	41220-96J10	LEVER, TILT LOCK	1	
16	41234-96J10	LEVER, TILT LOCK PORT	1	
17	41224-95E01	BUSH, TILT STOPPER ROD	2	
18	41230-96J00	LINK, TILT LOCK LEVER	1	
19	41233-95E10	BRACKET, TILT LOCK SPRING	1	
20	09125-06063	SCREW (6X10)	1	
21	09140-10032	NUT	1	
22	09160-06082	WASHER (6.5X13X1.0)	1	
23	09204-01006	PIN	1	
24	09440-19028	SPRING	1	
25	09443-10043	SPRING	1	
26	36894-87D00	LEAD (SWIVEL TO MOUNT BRACKET)	1	
27	09125-06063	SCREW (6X10)	2	

FIG.336M

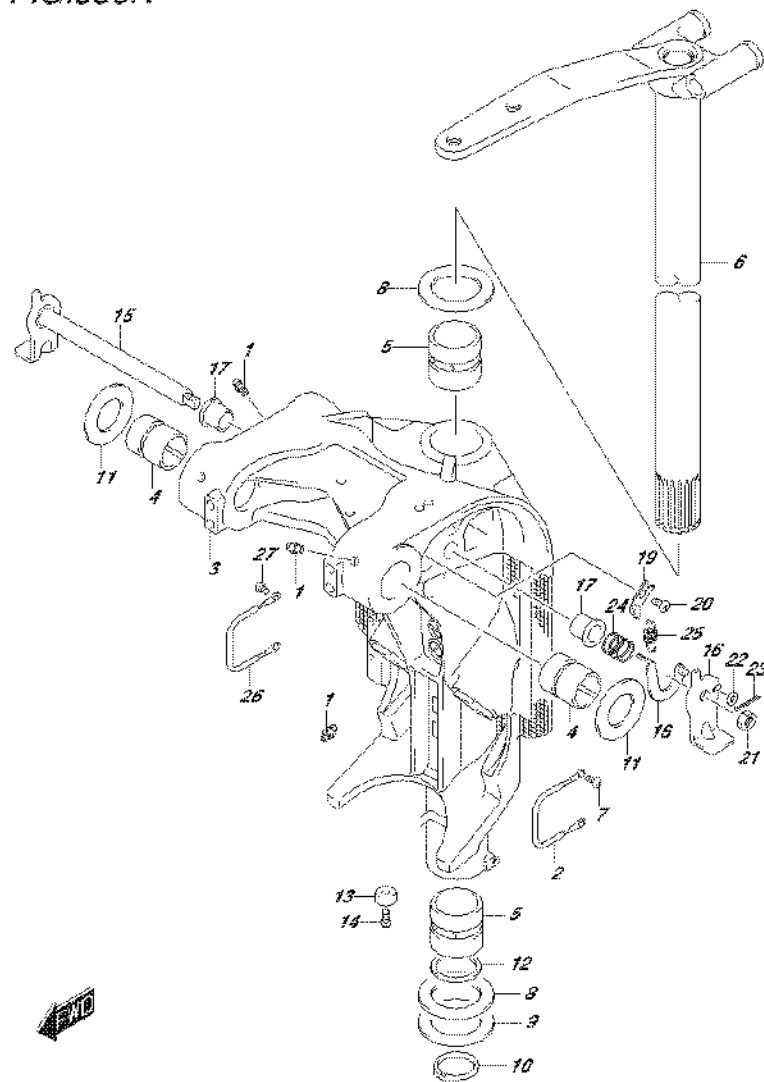
FIG.336M (3-H-5) SWIVEL BRACKET (DF175TG E40)



REF NO.	PART NO.	DESCRIPTION	Q'TY	REMARKS
1	22511-99011	NIPPLE, GREASE	4	
2	36894-87D00	LEAD (SWIVEL TO MOUNT BRKT)	1	
3-1	43111-96J00-0EP	BRACKET, SWIVEL (L) (BLACK)	1	W/TRANSOM(L)
3-2	43111-96J00-Y5S	BRACKET, SWIVEL (L) (WHITE)	1	W/TRANSOM(L)
3-3	43111-96J10-0EP	BRACKET, SWIVEL (X) (BLACK)	1	W/TRANSOM(X)
3-4	43111-96J10-Y5S	BRACKET, SWIVEL (X) (WHITE)	1	W/TRANSOM(X)
4	43211-93J00	BUSH, CLAMP SHAFT SWIVEL	2	
5	43711-97E01	BUSH, STEERING	2	
6-1	43750-96J02-0EP	BRACKET, STEERING (L) (BLACK)	1	W/TRANSOM(L)
6-2	43750-96J02-Y5S	BRACKET, STEERING (L) (WHITE)	1	W/TRANSOM(L)
6-3	43750-96J12-0EP	BRACKET, STEERING (X) (BLACK)	1	W/TRANSOM(X)
6-4	43750-96J12-Y5S	BRACKET, STEERING (X) (WHITE)	1	W/TRANSOM(X)
7	09125-06063	SCREW (6X10)	1	
8	09160-39001	WASHER (39.5X64X1)	2	
9	09181-39001	SHIM (39.5X64X0.3)	4	
10	09380-38003	CIRCLIP	1	
11	09169-28003	WASHER	2	
12	09282-39001	OIL SEAL (39X51X5)	1	
13	55321-87J01	ANODE, PROTECTION	1	
14	09103-06281	BOLT (6X14)	1	
15	41220-96J10	LEVER, TILT LOCK	1	
16	41234-96J10	LEVER, TILT LOCK PORT	1	
17	41224-95E01	BUSH, TILT STOPPER ROD	2	
18	41230-96J00	LINK, TILT LOCK LEVER	1	
19	41233-95E10	BRACKET, TILT LOCK SPRING	1	
20	09125-06063	SCREW (6X10)	1	
21	09140-10032	NUT	1	
22	09160-06082	WASHER (6.5X13X1.0)	1	
23	09204-01006	PIN	1	
24	09440-19028	SPRING	1	
25	09443-10043	SPRING	1	
26	36894-87D00	LEAD (SWIVEL TO MOUNT BRACKET)	1	
27	09125-06063	SCREW (6X10)	2	

FIG.336N

FIG.336N (3-H-6) SWIVEL BRACKET (DF175Z E01)



REF NO.	PART NO.	DESCRIPTION	Q'TY	REMARKS
1	22511-99011	NIPPLE, GREASE	4	
2	36894-87D00	LEAD (SWIVEL TO MOUNT BRKT)	1	
3-1	43111-96J00-0EP	BRACKET, SWIVEL (L) (BLACK)	1	W/TRANSOM(L)
3-2	43111-96J00-Y5S	BRACKET, SWIVEL (L) (WHITE)	1	W/TRANSOM(L)
3-3	43111-96J10-0EP	BRACKET, SWIVEL (X) (BLACK)	1	W/TRANSOM(X)
3-4	43111-96J10-Y5S	BRACKET, SWIVEL (X) (WHITE)	1	W/TRANSOM(X)
4	43211-93J00	BUSH, CLAMP SHAFT SWIVEL	2	
5	43711-97E01	BUSH, STEERING	2	
6-1	43750-96J02-0EP	BRACKET, STEERING (L) (BLACK)	1	W/TRANSOM(L)
6-2	43750-96J02-Y5S	BRACKET, STEERING (L) (WHITE)	1	W/TRANSOM(L)
6-3	43750-96J12-0EP	BRACKET, STEERING (X) (BLACK)	1	W/TRANSOM(X)
6-4	43750-96J12-Y5S	BRACKET, STEERING (X) (WHITE)	1	W/TRANSOM(X)
7	09125-06063	SCREW (6X10)	1	
8	09160-39001	WASHER (39.5X64X1)	2	
9	09181-39001	SHIM (39.5X64X0.3)	4	
10	09380-38003	CIRCLIP	1	
11	09169-28003	WASHER	2	
12	09282-39001	OIL SEAL (39X51X5)	1	
13-1	55321-87J01	ANODE, PROTECTION	1	
13-2	55321-87J11	ANODE (MAGNESIUM)	1	OPT
14	09103-06281	BOLT (6X14)	1	
15	41220-96J10	LEVER, TILT LOCK	1	
16	41234-96J10	LEVER, TILT LOCK PORT	1	
17	41224-95E01	BUSH, TILT STOPPER ROD	2	
18	41230-96J00	LINK, TILT LOCK LEVER	1	
19	41233-95E10	BRACKET, TILT LOCK SPRING	1	
20	09125-06063	SCREW (6X10)	1	
21	09140-10032	NUT	1	
22	09160-06082	WASHER (6.5X13X1.0)	1	
23	09204-01006	PIN	1	
24	09440-19028	SPRING	1	
25	09443-10043	SPRING	1	

FIG.336N

FIG.336N (3-H-7) SWIVEL BRACKET (DF175Z E01)

REF NO.	PART NO.	DESCRIPTION	Q'TY	REMARKS
26	36894-87D00	LEAD (SWIVEL TO MOUNT BRACKET)	1	
27	09125-06063	SCREW (6X10)	2	

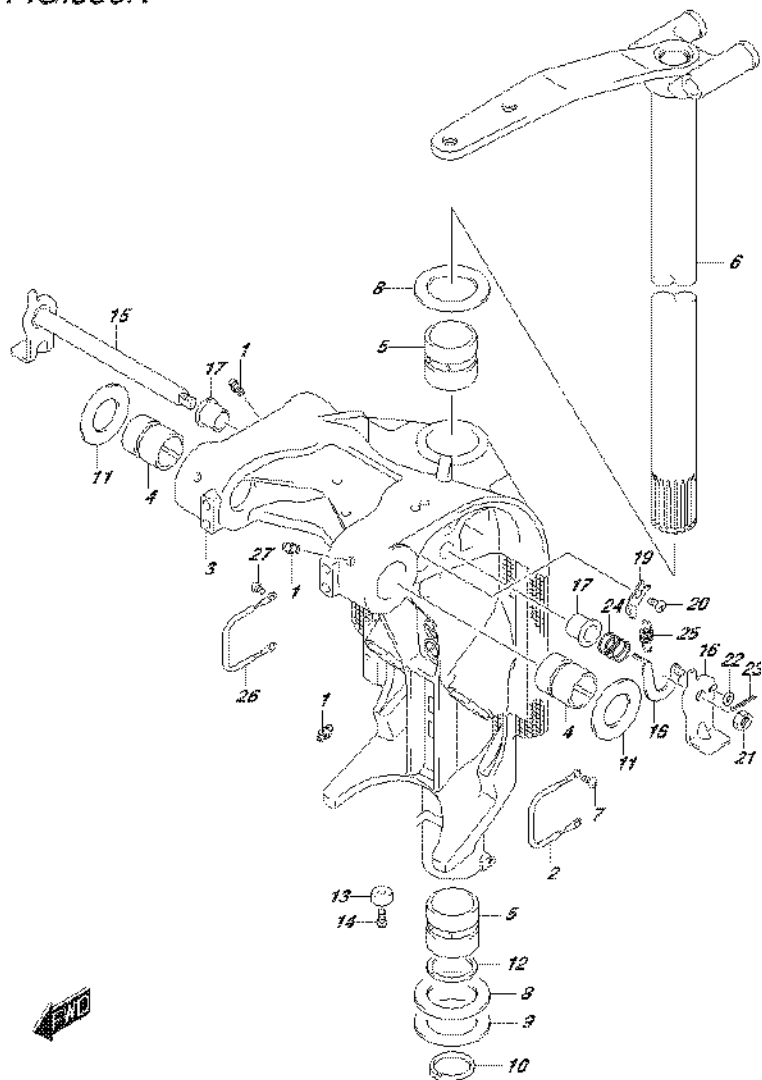


FIG.336P

FIG.336P (3-H-8) SWIVEL BRACKET (DF175Z E40)

REF NO.	PART NO.	DESCRIPTION	Q'TY	REMARKS
1	22511-99011	NIPPLE, GREASE	4	
2	36894-87D00	LEAD (SWIVEL TO MOUNT BRKT)	1	
3-1	43111-96J00-0EP	BRACKET, SWIVEL (L) (BLACK)	1	W/TRANSOM(L)
3-2	43111-96J00-Y5S	BRACKET, SWIVEL (L) (WHITE)	1	W/TRANSOM(L)
3-3	43111-96J10-0EP	BRACKET, SWIVEL (X) (BLACK)	1	W/TRANSOM(X)
3-4	43111-96J10-Y5S	BRACKET, SWIVEL (X) (WHITE)	1	W/TRANSOM(X)
4	43211-93J00	BUSH, CLAMP SHAFT SWIVEL	2	
5	43711-97E01	BUSH, STEERING	2	
6-1	43750-96J02-0EP	BRACKET, STEERING (L) (BLACK)	1	W/TRANSOM(L)
6-2	43750-96J02-Y5S	BRACKET, STEERING (L) (WHITE)	1	W/TRANSOM(L)
6-3	43750-96J12-0EP	BRACKET, STEERING (X) (BLACK)	1	W/TRANSOM(X)
6-4	43750-96J12-Y5S	BRACKET, STEERING (X) (WHITE)	1	W/TRANSOM(X)
7	09125-06063	SCREW (6X10)	1	
8	09160-39001	WASHER (39.5X64X1)	2	
9	09181-39001	SHIM (39.5X64X0.3)	4	
10	09380-38003	CIRCLIP	1	
11	09169-28003	WASHER	2	
12	09282-39001	OIL SEAL (39X51X5)	1	
13-1	55321-87J01	ANODE, PROTECTION	1	
13-2	55321-87J11	ANODE (MAGNESIUM)	1	OPT
14	09103-06281	BOLT (6X14)	1	
15	41220-96J10	LEVER, TILT LOCK	1	
16	41234-96J10	LEVER, TILT LOCK PORT	1	
17	41224-95E01	BUSH, TILT STOPPER ROD	2	
18	41230-96J00	LINK, TILT LOCK LEVER	1	
19	41233-95E10	BRACKET, TILT LOCK SPRING	1	
20	09125-06063	SCREW (6X10)	1	
21	09140-10032	NUT	1	
22	09160-06082	WASHER (6.5X13X1.0)	1	
23	09204-01006	PIN	1	
24	09440-19028	SPRING	1	
25	09443-10043	SPRING	1	

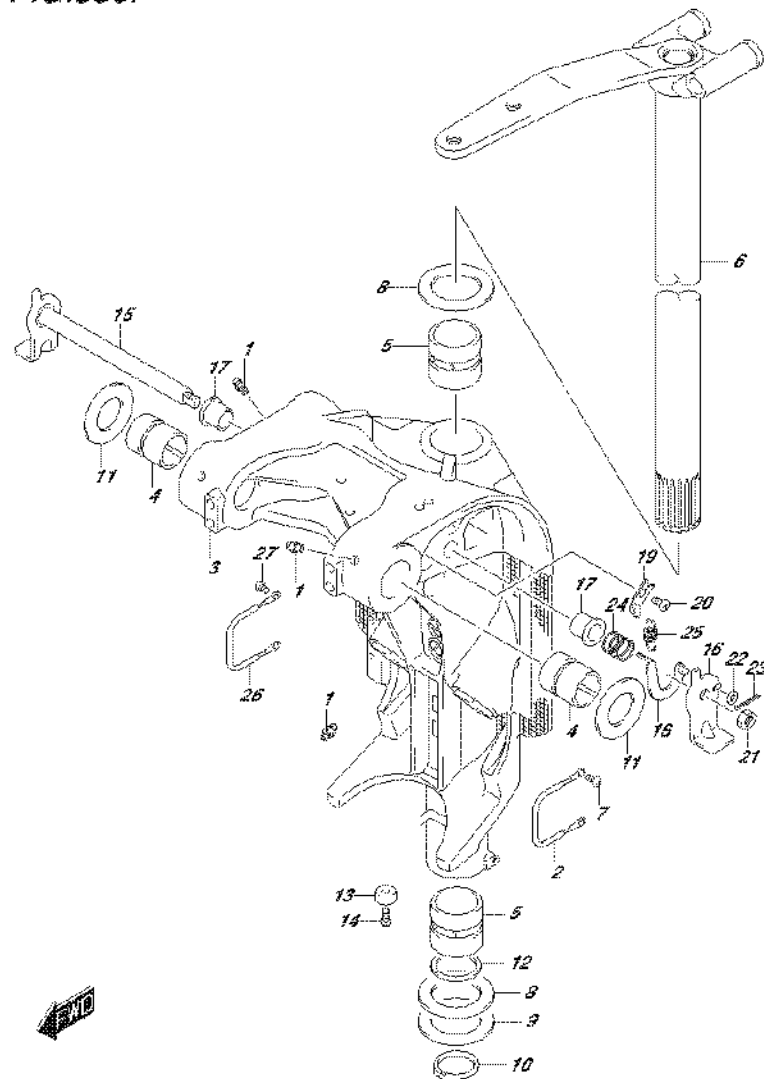


FIG.336P

FIG.336P (3-H-9) SWIVEL BRACKET (DF175Z E40)

REF NO.	PART NO.	DESCRIPTION	Q'TY	REMARKS
26	36894-87D00	LEAD (SWIVEL TO MOUNT BRACKET)	1	
27	09125-06063	SCREW (6X10)	2	

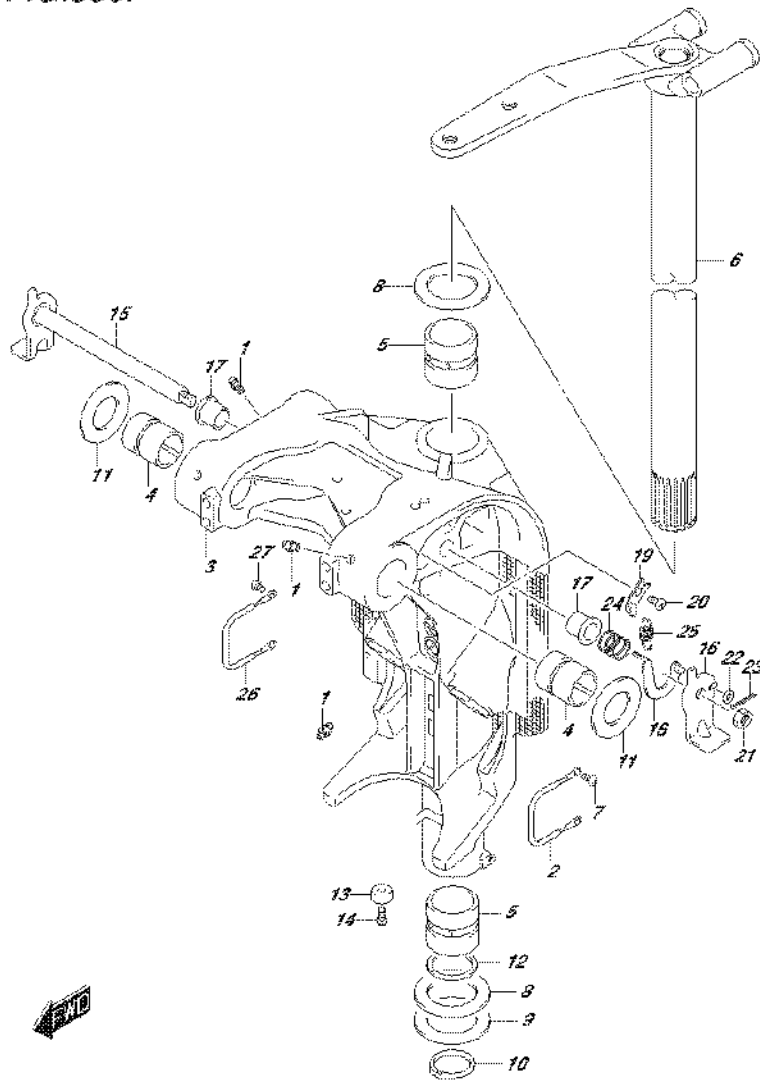
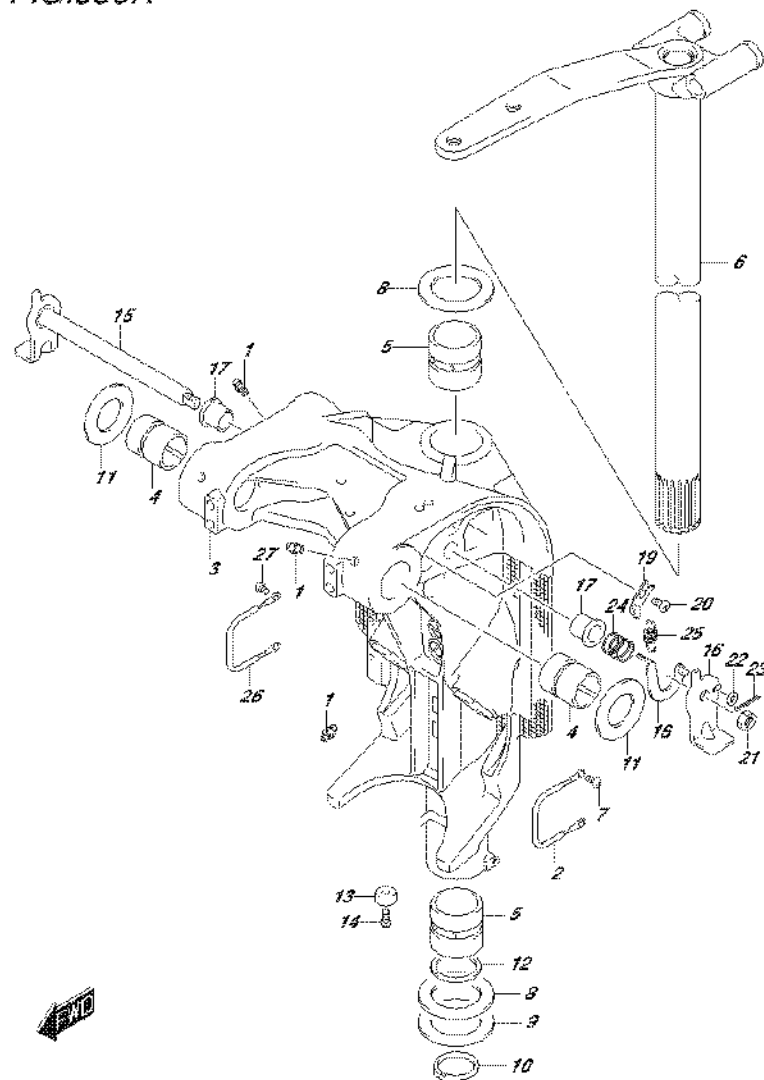


FIG.336R

FIG.336R (3-H-10) SWIVEL BRACKET (DF175ZG E01)



REF NO.	PART NO.	DESCRIPTION	Q'TY	REMARKS
1	22511-99011	NIPPLE, GREASE	4	
2	36894-87D00	LEAD (SWIVEL TO MOUNT BRKT)	1	
3-1	43111-96J00-0EP	BRACKET, SWIVEL (L) (BLACK)	1	W/TRANSOM(L)
3-2	43111-96J00-Y5S	BRACKET, SWIVEL (L) (WHITE)	1	W/TRANSOM(L)
3-3	43111-96J10-0EP	BRACKET, SWIVEL (X) (BLACK)	1	W/TRANSOM(X)
3-4	43111-96J10-Y5S	BRACKET, SWIVEL (X) (WHITE)	1	W/TRANSOM(X)
4	43211-93J00	BUSH, CLAMP SHAFT SWIVEL	2	
5	43711-97E01	BUSH, STEERING	2	
6-1	43750-96J02-0EP	BRACKET, STEERING (L) (BLACK)	1	W/TRANSOM(L)
6-2	43750-96J02-Y5S	BRACKET, STEERING (L) (WHITE)	1	W/TRANSOM(L)
6-3	43750-96J12-0EP	BRACKET, STEERING (X) (BLACK)	1	W/TRANSOM(X)
6-4	43750-96J12-Y5S	BRACKET, STEERING (X) (WHITE)	1	W/TRANSOM(X)
7	09125-06063	SCREW (6X10)	1	
8	09160-39001	WASHER (39.5X64X1)	2	
9	09181-39001	SHIM (39.5X64X0.3)	4	
10	09380-38003	CIRCLIP	1	
11	09169-28003	WASHER	2	
12	09282-39001	OIL SEAL (39X51X5)	1	
13	55321-87J01	ANODE, PROTECTION	1	
14	09103-06281	BOLT (6X14)	1	
15	41220-96J10	LEVER, TILT LOCK	1	
16	41234-96J10	LEVER, TILT LOCK PORT	1	
17	41224-95E01	BUSH, TILT STOPPER ROD	2	
18	41230-96J00	LINK, TILT LOCK LEVER	1	
19	41233-95E10	BRACKET, TILT LOCK SPRING	1	
20	09125-06063	SCREW (6X10)	1	
21	09140-10032	NUT	1	
22	09160-06082	WASHER (6.5X13X1.0)	1	
23	09204-01006	PIN	1	
24	09440-19028	SPRING	1	
25	09443-10043	SPRING	1	
26	36894-87D00	LEAD (SWIVEL TO MOUNT BRACKET)	1	
27	09125-06063	SCREW (6X10)	2	

FIG.336S

FIG.336S (3-H-11) SWIVEL BRACKET (DF175ZG E40)

REF NO.	PART NO.	DESCRIPTION	Q'TY	REMARKS
1	22511-99011	NIPPLE, GREASE	4	
2	36894-87D00	LEAD (SWIVEL TO MOUNT BRKT)	1	
3-1	43111-96J00-0EP	BRACKET, SWIVEL (L) (BLACK)	1	W/TRANSOM(L)
3-2	43111-96J00-Y5S	BRACKET, SWIVEL (L) (WHITE)	1	W/TRANSOM(L)
3-3	43111-96J10-0EP	BRACKET, SWIVEL (X) (BLACK)	1	W/TRANSOM(X)
3-4	43111-96J10-Y5S	BRACKET, SWIVEL (X) (WHITE)	1	W/TRANSOM(X)
4	43211-93J00	BUSH, CLAMP SHAFT SWIVEL	2	
5	43711-97E01	BUSH, STEERING	2	
6-1	43750-96J02-0EP	BRACKET, STEERING (L) (BLACK)	1	W/TRANSOM(L)
6-2	43750-96J02-Y5S	BRACKET, STEERING (L) (WHITE)	1	W/TRANSOM(L)
6-3	43750-96J12-0EP	BRACKET, STEERING (X) (BLACK)	1	W/TRANSOM(X)
6-4	43750-96J12-Y5S	BRACKET, STEERING (X) (WHITE)	1	W/TRANSOM(X)
7	09125-06063	SCREW (6X10)	1	
8	09160-39001	WASHER (39.5X64X1)	2	
9	09181-39001	SHIM (39.5X64X0.3)	4	
10	09380-38003	CIRCLIP	1	
11	09169-28003	WASHER	2	
12	09282-39001	OIL SEAL (39X51X5)	1	
13	55321-87J01	ANODE, PROTECTION	1	
14	09103-06281	BOLT (6X14)	1	
15	41220-96J10	LEVER, TILT LOCK	1	
16	41234-96J10	LEVER, TILT LOCK PORT	1	
17	41224-95E01	BUSH, TILT STOPPER ROD	2	
18	41230-96J00	LINK, TILT LOCK LEVER	1	
19	41233-95E10	BRACKET, TILT LOCK SPRING	1	
20	09125-06063	SCREW (6X10)	1	
21	09140-10032	NUT	1	
22	09160-06082	WASHER (6.5X13X1.0)	1	
23	09204-01006	PIN	1	
24	09440-19028	SPRING	1	
25	09443-10043	SPRING	1	
26	36894-87D00	LEAD (SWIVEL TO MOUNT BRACKET)	1	
27	09125-06063	SCREW (6X10)	2	

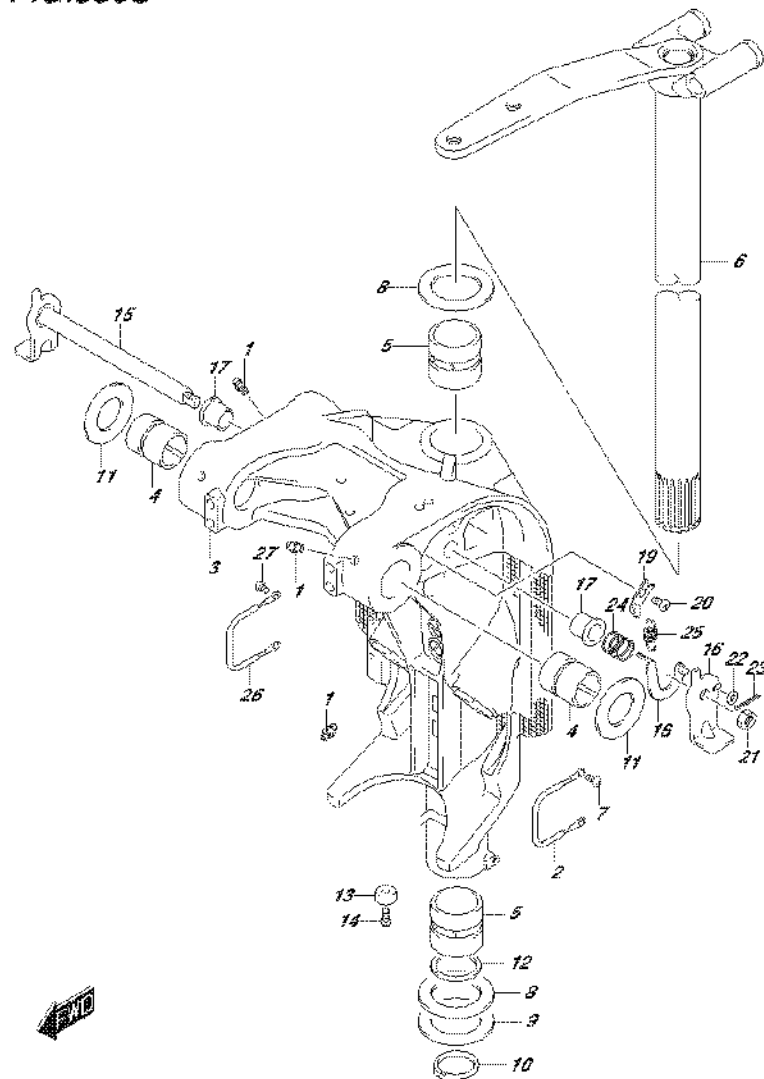
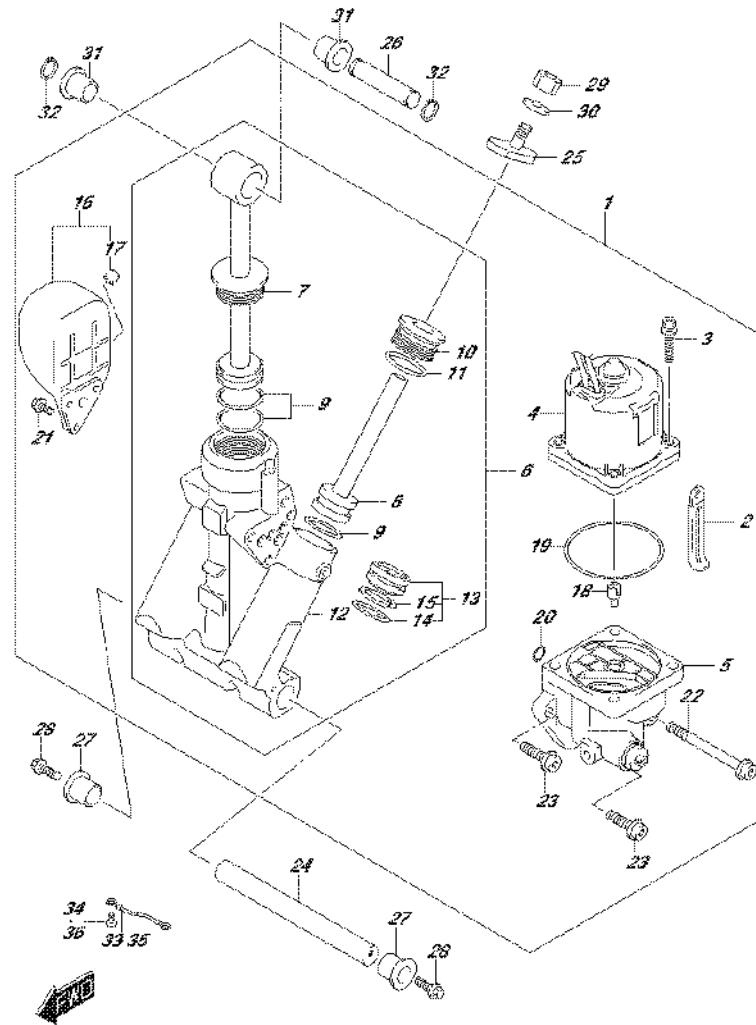


FIG.337A



DF175_E01_016_037A
TRIM CYLINDER

FIG.337A (3-H-12) TRIM CYLINDER

REF NO.	PART NO.	DESCRIPTION	Q'TY	REMARKS
1	48000-96J10	TRIM ASSY, POWER WITH TILT	1	
2	29404-93J10	.CLAMP	1	
3	31281-92J10	.BOLT	4	
4	38100-96J10	.MOTOR ASSY, PTT	1	
5	48502-96J05	.PUMP ASSY	1	
6	48503-96J03	.MANIFOLD SUB ASSY	1	
7	48401-96J01	..PISTON ASSY	1	
8	48601-94900	..PISTON / RAM ASSY	2	
9	48627-95E00	..O RING SET	3	
10	48630-96J02	..HEAD, TRIM CYLINDER	2	
11	48633-94900	..O RING SET (2PCS)	2	
12	48641-96J02	..MANIFOLD, PTT	1	
13	48650-94900	..PISTON, FREE	1	
14	48405-87D00	...O RING	1	
15	48615-97E00	...RING SET, PISTON	1	
16	48570-95E01	.RESERVOIR	1	
17	48572-95E00	..CAP	1	
18	48583-95E00	.JOINT, DRIVE	1	
19	48585-95E00	.O RING	1	
20	48588-94900	.O RING SET (6PCS)	1	
21	48861-92J01	.BOLT, RESERVOIR	3	
22	48862-92J20	.BOLT	1	
23	48862-92J30	.BOLT	2	
24	48121-92J00	SHAFT, TILT CYLINDER LOWER	1	
25	48311-96J20	PAD, TRIM CYLINDER RAM	2	
26	48321-87D03	SHAFT, TILT CYLINDER UPPER	1	
27	48326-95E00	BUSH, TILT CYLINDER LOWER	2	
28	09116-10183	BOLT (10X35)	2	
29	29141-93J20	NUT, TRIM CYLINDER RAM (M10)	2	
30	09162-10005	LOCK WASHER	2	
31	09306-17001	BUSH	2	
32	09380-17009	CIRCLIP	2	

DF175_E01_016

FIG.337A

FIG.337A (3-H-13) TRIM CYLINDER

REF NO.	PART NO.	DESCRIPTION	Q'TY	REMARKS
33	36894-87D00	LEAD, PTT TO ANODE (L:165)	1	
34	09125-06063	SCREW (6X10)	1	
35	36895-87D10	LEAD, PTT TO ANODE (L:310)	1	
36	09125-05050	SCREW (5X8)	1	

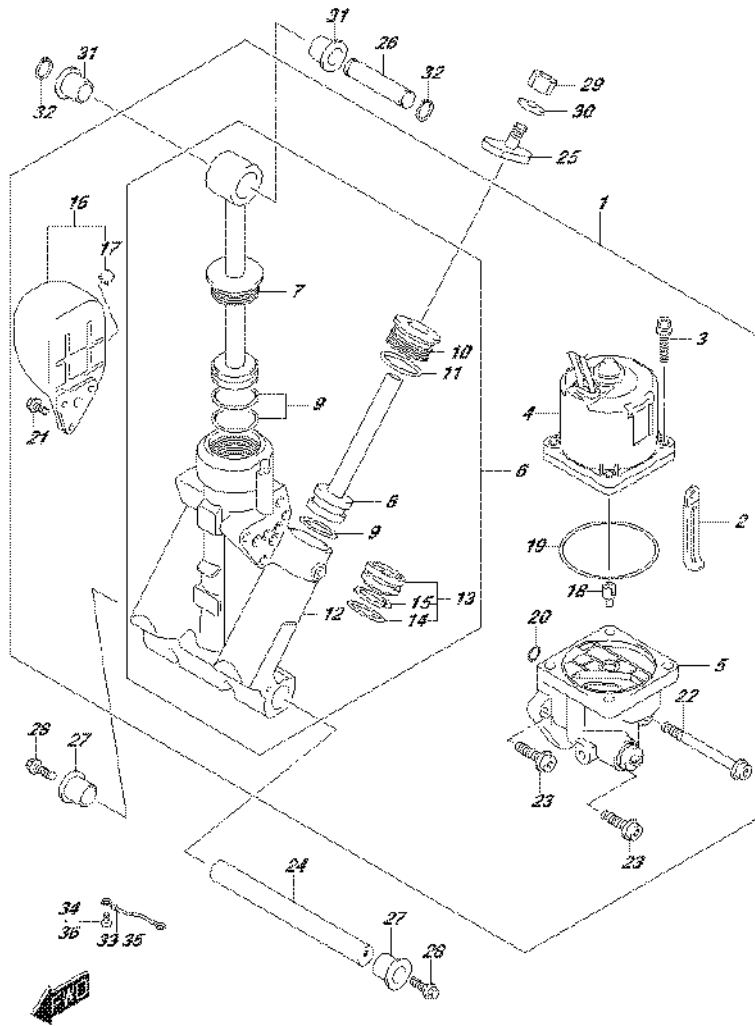


FIG.340A

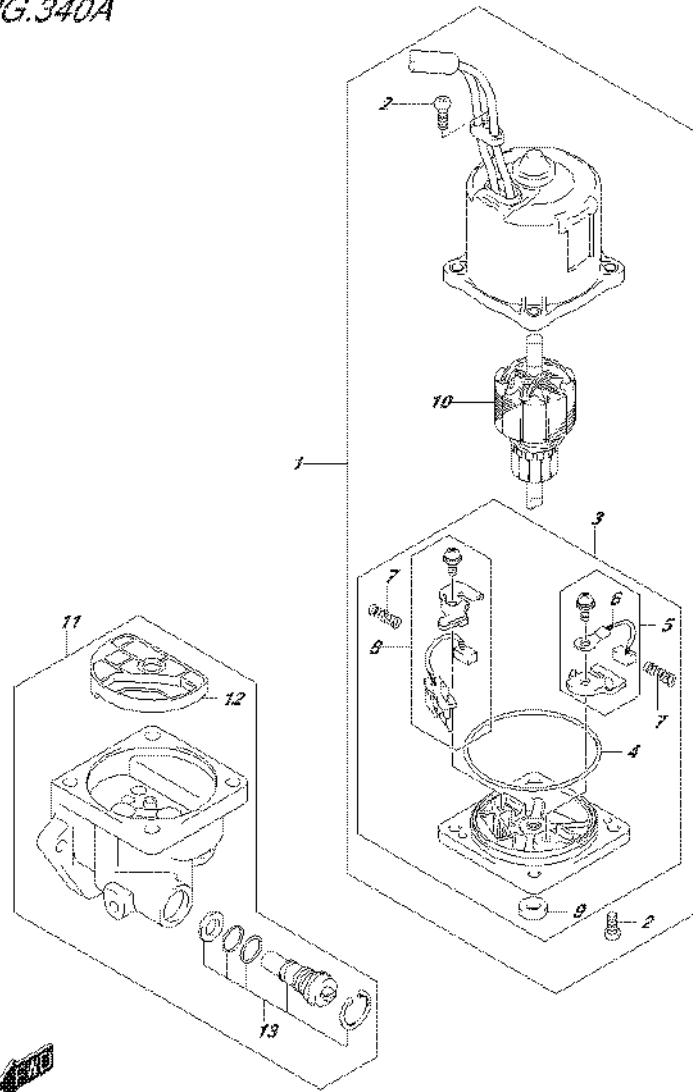
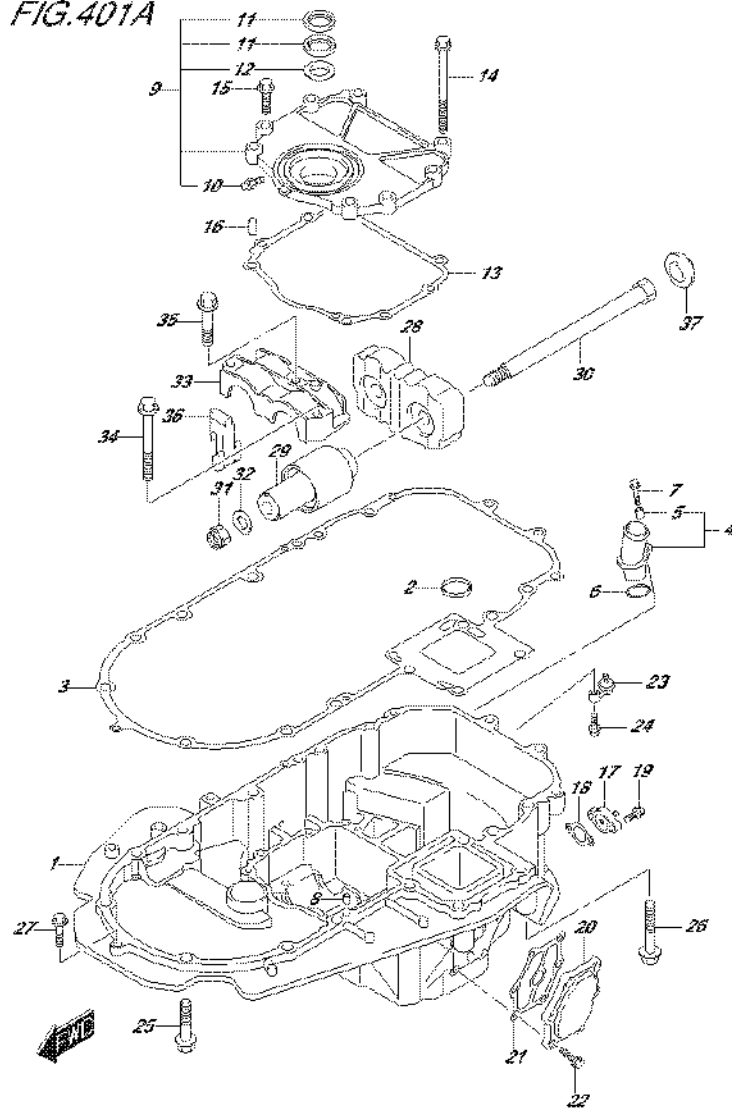


FIG.340A (3-H-14) PTT MOTOR

REF NO.	PART NO.	DESCRIPTION	Q'TY	REMARKS
1	38100-96J10	MOTOR ASSY, PTT	1	
2	31111-94900	.SCREW, YOKE	3	
3	31173-94910	.HOLDER, BRUSH	1	
4	31123-94910	..O RING	1	
5	31133-90J00	..BRUSH SET, PLUS	1	
6	31133-94900	...BRUSH, PLUS	1	
7	31135-94900	..SPRING	2	
8	31136-90J10	..BREAKER	1	
9	33799-97E00	..OIL SEAL	1	
10	31311-94900	ARMATURE	1	
11	48502-96J05	PUMP ASSY	1	
12	48582-95E01	.FILTER	1	
13	48864-96J10	.VALVE, MANUAL	1	

FIG.401A



DF175_E01_016_401A
ENGINE HOLDER

FIG.401A (3-H-15) ENGINE HOLDER (DF150T E01)

REF NO.	PART NO.	DESCRIPTION	Q'TY	REMARKS
1-1	51111-96J00-0EP	HOLDER, ENGINE (BLACK)	1	
1-2	51111-96J00-Y5S	HOLDER, ENGINE (WHITE)	1	
2	16519-93J00	SEAL, ENGINE HOLDER OIL	1	
3	51211-96J00	GASKET, ENGINE HOLDER	1	
4	51115-90J10	UNION, WATER RETURN	1	
5	09180-06289	.SPACER (6.5X10X11.5)	1	
6	09280-26006	O RING (D:3.1,ID:26.4)	1	
7	01550-06257	BOLT	1	
8	09206-08001	PIN (8X11)	2	
9	51120-96J02	COVER, MOUNT OIL SEAL	1	
10	22511-99011	.NIPPLE, GREASE	1	
11	51124-93J01	.OIL SEAL	2	
12	51125-93J00	.SCRAPER	1	
13	51123-96J01	GASKET, MOUNT OIL SEAL COVER	1	
14	09103-08109	BOLT (8X120)	1	
15	01550-0830A	BOLT	7	
16	09206-08001	PIN (8X11)	2	
17	51140-96J00	COVER, ENGINE HOLDER	1	
18	51142-96J00	GASKET, ENGINE HOLDER COVER	1	
19	01550-06207	BOLT	2	
20	51161-96J01	COVER, ENG HOLDER WATER JKT	1	
21	51162-96J00	GASKET, ENG HOLDER WTR JKT COV	1	
22	09103-06093	BOLT (6X20)	6	
23	51170-96J01	BRACKET, WATER INDICATOR	1	
24	09116-06121	BOLT (6X25)	1	
25	09116-10180	BOLT (10X50)	6	
26	09116-10137	BOLT (10X70)	2	
27	01550-08307	BOLT	1	
28	54121-96J01	MOUNT, UPPER THRUST	1	
29	54130-96J01	MOUNT, UPPER	2	
30	54112-96J01	BOLT, UPPER MOUNT (14X227)	2	

DF175_E01_016

FIG.401A

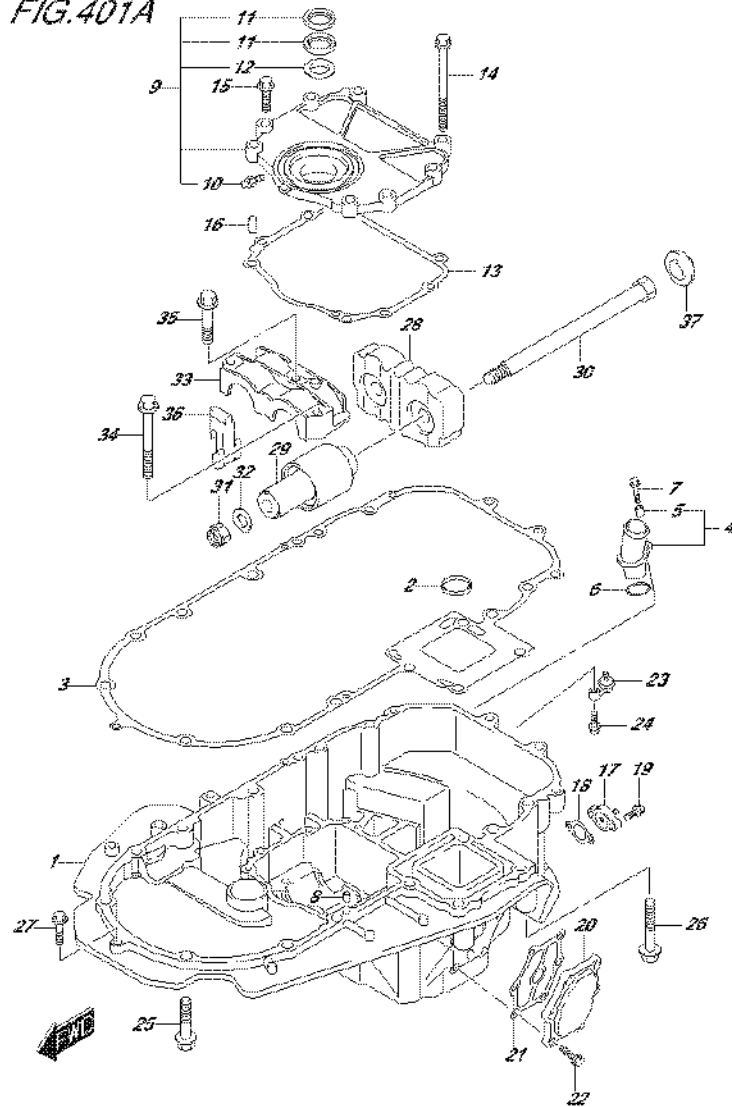
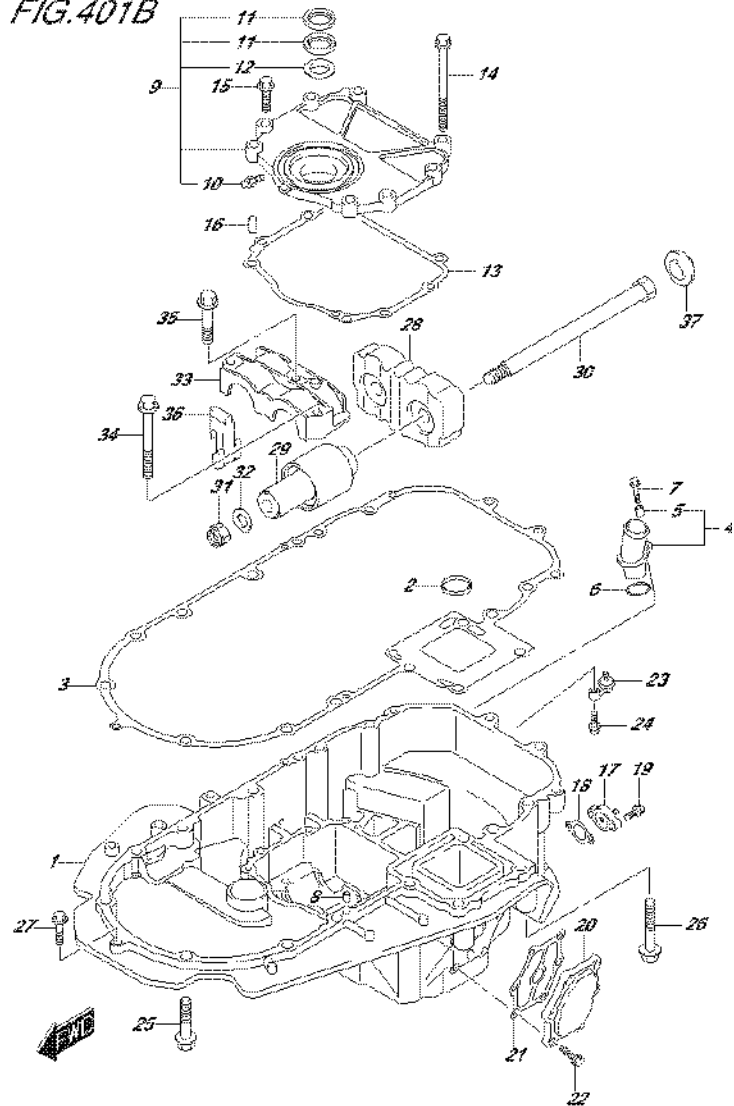


FIG.401A (3-I-2) ENGINE HOLDER (DF150T E01)

REF NO.	PART NO.	DESCRIPTION	Q'TY	REMARKS
31	09159-14026	NUT	2	
32	09160-15051	WASHER (15X24X3)	2	
33	54137-93J02	COVER, UPPER MOUNT	1	
34	09116-10135	BOLT (10X95)	1	
35	09116-10175	BOLT (10X50)	2	
36	54127-96J00	MOUNT, UPPER SIDE	2	
37	54122-96J00	SPACER, UPPER MOUNT THRUST	2	

FIG.401B



DF175_E01_016_401B
ENGINE HOLDER

FIG.401B (3-I-3) ENGINE HOLDER (DF150T E40)

REF NO.	PART NO.	DESCRIPTION	Q'TY	REMARKS
1-1	51111-96J00-0EP	HOLDER, ENGINE (BLACK)	1	
1-2	51111-96J00-Y5S	HOLDER, ENGINE (WHITE)	1	
2	16519-93J00	SEAL, ENGINE HOLDER OIL	1	
3	51211-96J00	GASKET, ENGINE HOLDER	1	
4	51115-90J10	UNION, WATER RETURN	1	
5	09180-06289	.SPACER (6.5X10X11.5)	1	
6	09280-26006	O RING (D:3.1,ID:26.4)	1	
7	01550-06257	BOLT	1	
8	09206-08001	PIN (8X11)	2	
9	51120-96J02	COVER, MOUNT OIL SEAL	1	
10	22511-99011	.NIPPLE, GREASE	1	
11	51124-93J01	.OIL SEAL	2	
12	51125-93J00	.SCRAPER	1	
13	51123-96J01	GASKET, MOUNT OIL SEAL COVER	1	
14	09103-08109	BOLT (8X120)	1	
15	01550-0830A	BOLT	7	
16	09206-08001	PIN (8X11)	2	
17	51140-96J00	COVER, ENGINE HOLDER	1	
18	51142-96J00	GASKET, ENGINE HOLDER COVER	1	
19	01550-06207	BOLT	2	
20	51161-96J01	COVER, ENG HOLDER WATER JKT	1	
21	51162-96J00	GASKET, ENG HOLDER WTR JKT COV	1	
22	09103-06093	BOLT (6X20)	6	
23	51170-96J01	BRACKET, WATER INDICATOR	1	
24	09116-06121	BOLT (6X25)	1	
25	09116-10180	BOLT (10X50)	6	
26	09116-10137	BOLT (10X70)	2	
27	01550-08307	BOLT	1	
28	54121-96J01	MOUNT, UPPER THRUST	1	
29	54130-96J01	MOUNT, UPPER	2	
30	54112-96J01	BOLT, UPPER MOUNT (14X227)	2	

FIG.401B

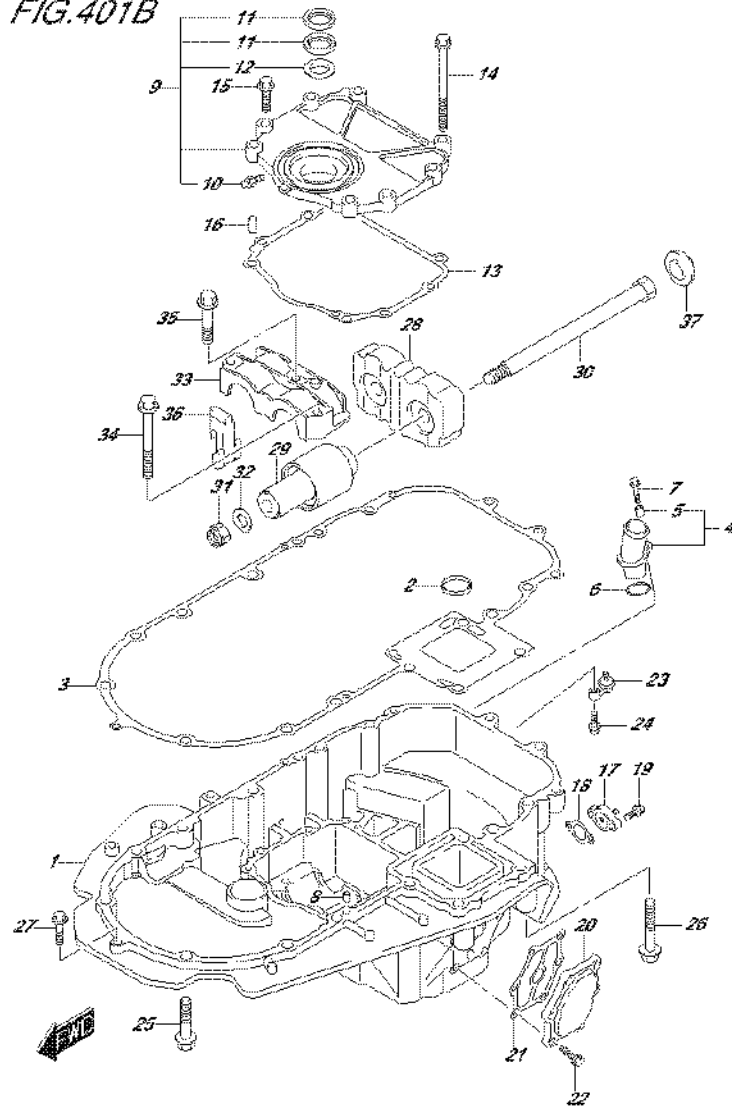
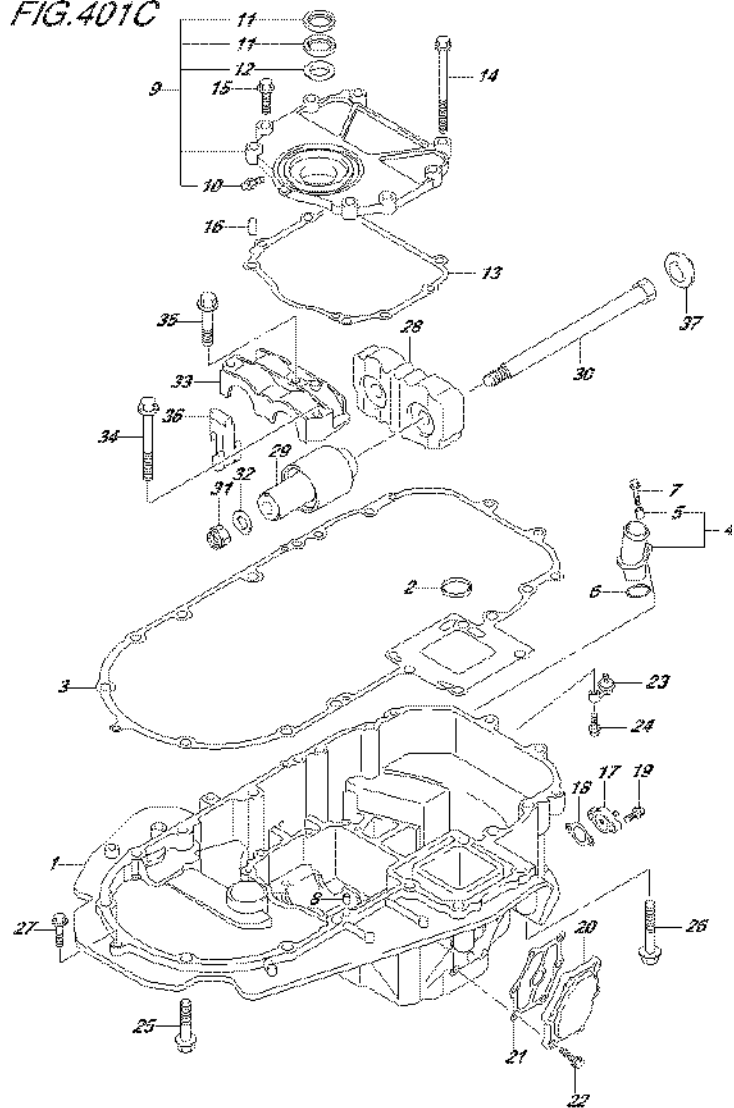


FIG.401B (3-I-4) ENGINE HOLDER (DF150T E40)

REF NO.	PART NO.	DESCRIPTION	Q'TY	REMARKS
31	09159-14026	NUT	2	
32	09160-15051	WASHER (15X24X3)	2	
33	54137-93J02	COVER, UPPER MOUNT	1	
34	09116-10135	BOLT (10X95)	1	
35	09116-10175	BOLT (10X50)	2	
36	54127-96J00	MOUNT, UPPER SIDE	2	
37	54122-96J00	SPACER, UPPER MOUNT THRUST	2	

FIG.401C



DF175_E01_016_401C
ENGINE HOLDER

FIG.401C (3-I-5) ENGINE HOLDER (DF150TG E01)

REF NO.	PART NO.	DESCRIPTION	Q'TY	REMARKS
1-1	51111-96J20-0EP	HOLDER, ENGINE (BLACK)	1	
1-2	51111-96J20-Y5S	HOLDER, ENGINE (WHITE)	1	
2	16519-93J00	SEAL, ENGINE HOLDER OIL	1	
3	51211-96J00	GASKET, ENGINE HOLDER	1	
4	51115-90J10	UNION, WATER RETURN	1	
5	09180-06289	.SPACER (6.5X10X11.5)	1	
6	09280-26006	O RING (D:3.1,ID:26.4)	1	
7	01550-06257	BOLT	1	
8	09206-08001	PIN (8X11)	2	
9	51120-96J02	COVER, MOUNT OIL SEAL	1	
10	22511-99011	.NIPPLE, GREASE	1	
11	51124-93J01	.OIL SEAL	2	
12	51125-93J00	.SCRAPER	1	
13	51123-96J01	GASKET, MOUNT OIL SEAL COVER	1	
14	09103-08109	BOLT (8X120)	1	
15	01550-0830A	BOLT	7	
16	09206-08001	PIN (8X11)	2	
17	51140-96J00	COVER, ENGINE HOLDER	1	
18	51142-96J00	GASKET, ENGINE HOLDER COVER	1	
19	01550-06207	BOLT	2	
20	51161-96J01	COVER, ENG HOLDER WATER JKT	1	
21	51162-96J00	GASKET, ENG HOLDER WTR JKT COV	1	
22	09103-06093	BOLT (6X20)	6	
23	51170-96J01	BRACKET, WATER INDICATOR	1	
24	09116-06121	BOLT (6X25)	1	
25	09116-10180	BOLT (10X50)	6	
26	09116-10137	BOLT (10X70)	2	
27	01550-08307	BOLT	1	
28	54121-96J01	MOUNT, UPPER THRUST	1	
29	54130-96J01	MOUNT, UPPER	2	
30	54112-96J01	BOLT, UPPER MOUNT (14X227)	2	

DF175_E01_016

FIG.401C

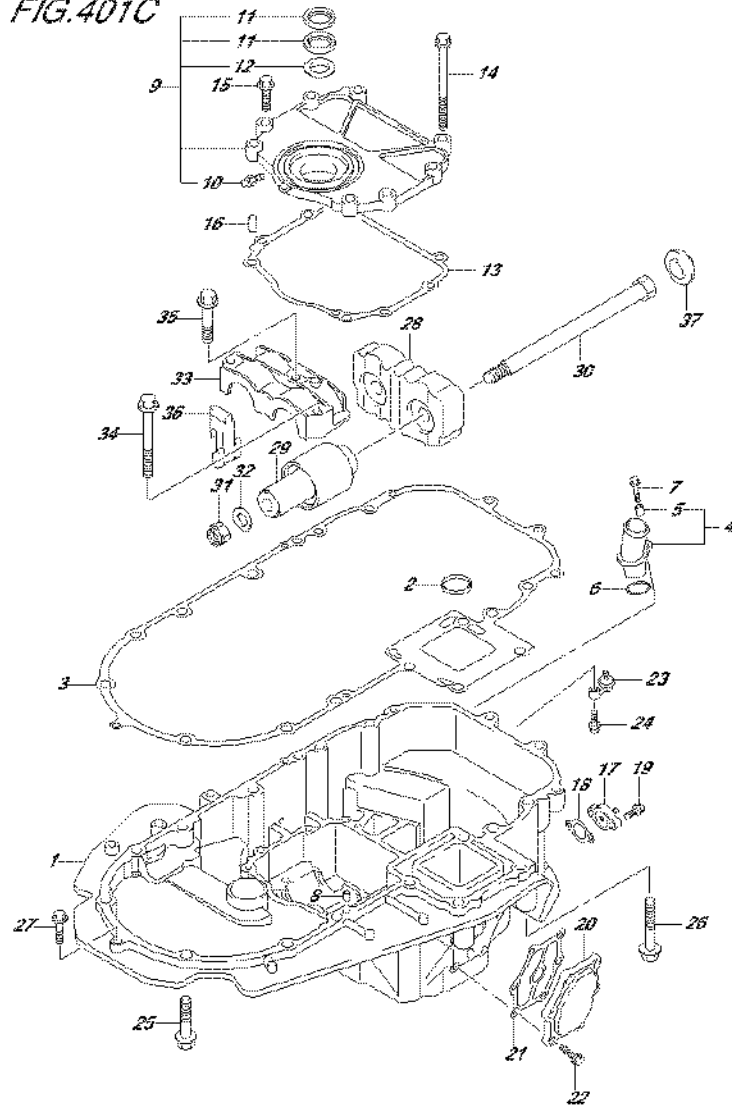


FIG.401C (3-I-6) ENGINE HOLDER (DF150TG E01)

REF NO.	PART NO.	DESCRIPTION	Q'TY	REMARKS
31	09159-14026	NUT	2	
32	09160-15051	WASHER (15X24X3)	2	
33	54137-93J02	COVER, UPPER MOUNT	1	
34	09116-10135	BOLT (10X95)	1	
35	09116-10175	BOLT (10X50)	2	
36	54127-96J00	MOUNT, UPPER SIDE	2	
37	54122-96J00	SPACER, UPPER MOUNT THRUST	2	

FIG.401D

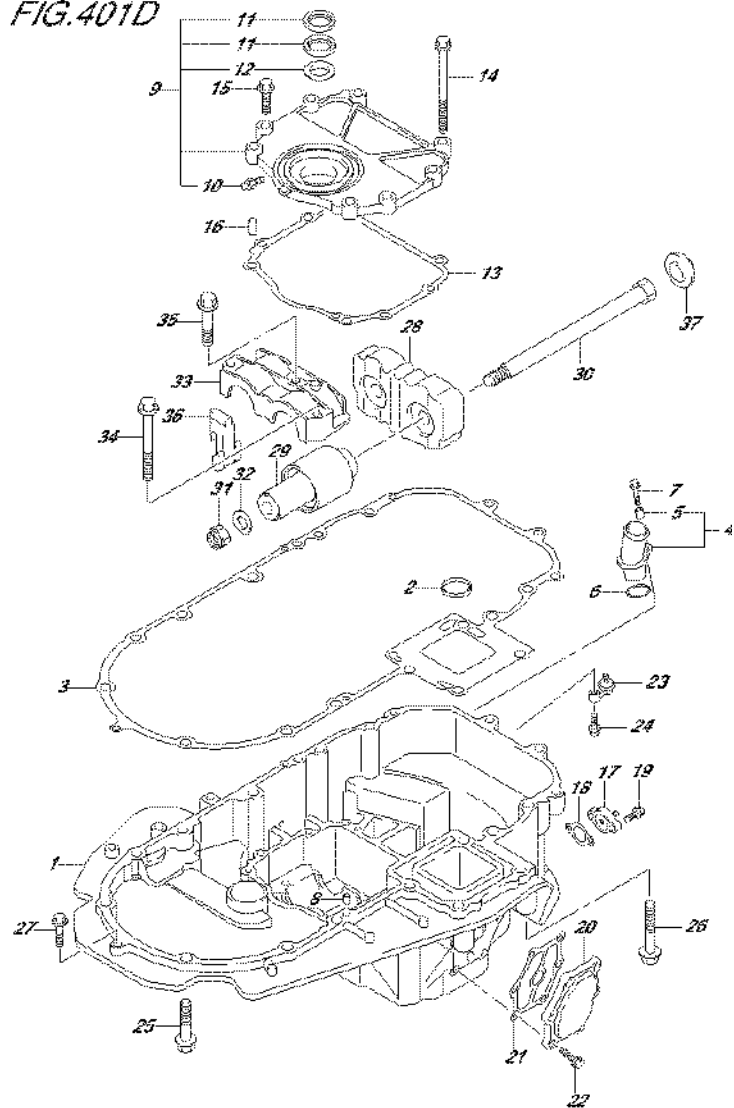


FIG.401D (3-I-7) ENGINE HOLDER (DF150TG E40)

REF NO.	PART NO.	DESCRIPTION	Q'TY	REMARKS
1-1	51111-96J20-0EP	HOLDER, ENGINE (BLACK)	1	
1-2	51111-96J20-Y5S	HOLDER, ENGINE (WHITE)	1	
2	16519-93J00	SEAL, ENGINE HOLDER OIL	1	
3	51211-96J00	GASKET, ENGINE HOLDER	1	
4	51115-90J10	UNION, WATER RETURN	1	
5	09180-06289	.SPACER (6.5X10X11.5)	1	
6	09280-26006	O RING (D:3.1,ID:26.4)	1	
7	01550-06257	BOLT	1	
8	09206-08001	PIN (8X11)	2	
9	51120-96J02	COVER, MOUNT OIL SEAL	1	
10	22511-99011	.NIPPLE, GREASE	1	
11	51124-93J01	.OIL SEAL	2	
12	51125-93J00	.SCRAPER	1	
13	51123-96J01	GASKET, MOUNT OIL SEAL COVER	1	
14	09103-08109	BOLT (8X120)	1	
15	01550-0830A	BOLT	7	
16	09206-08001	PIN (8X11)	2	
17	51140-96J00	COVER, ENGINE HOLDER	1	
18	51142-96J00	GASKET, ENGINE HOLDER COVER	1	
19	01550-06207	BOLT	2	
20	51161-96J01	COVER, ENG HOLDER WATER JKT	1	
21	51162-96J00	GASKET, ENG HOLDER WTR JKT COV	1	
22	09103-06093	BOLT (6X20)	6	
23	51170-96J01	BRACKET, WATER INDICATOR	1	
24	09116-06121	BOLT (6X25)	1	
25	09116-10180	BOLT (10X50)	6	
26	09116-10137	BOLT (10X70)	2	
27	01550-08307	BOLT	1	
28	54121-96J01	MOUNT, UPPER THRUST	1	
29	54130-96J01	MOUNT, UPPER	2	
30	54112-96J01	BOLT, UPPER MOUNT (14X227)	2	

FIG.401D

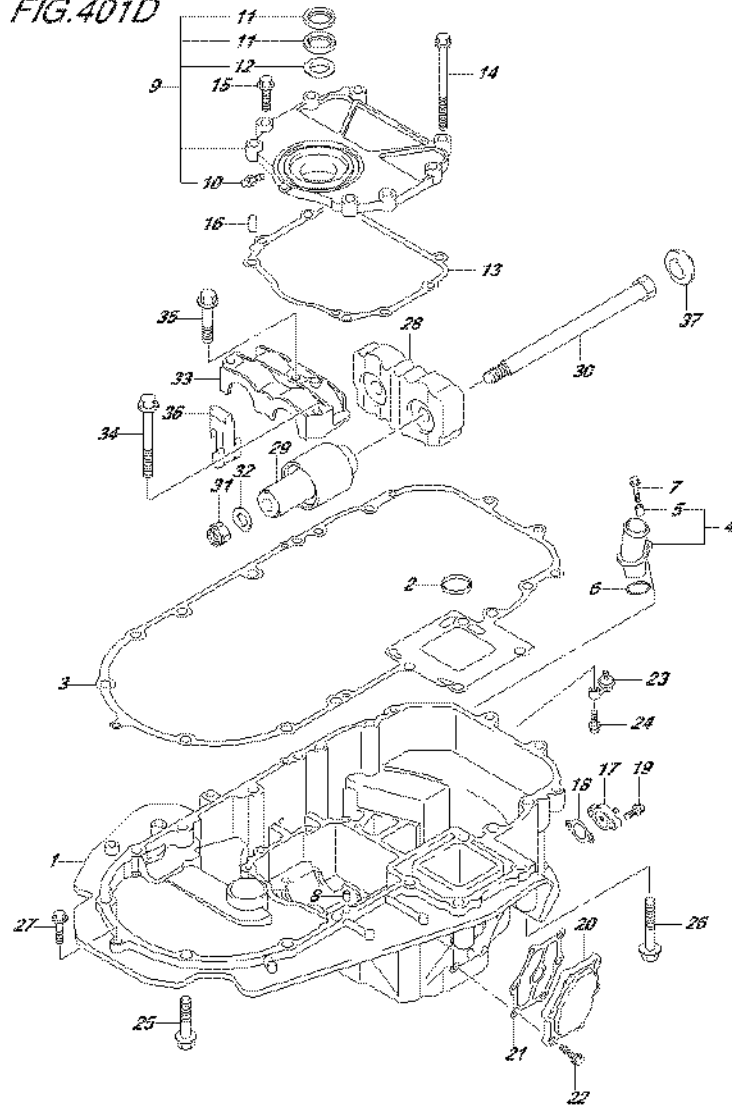
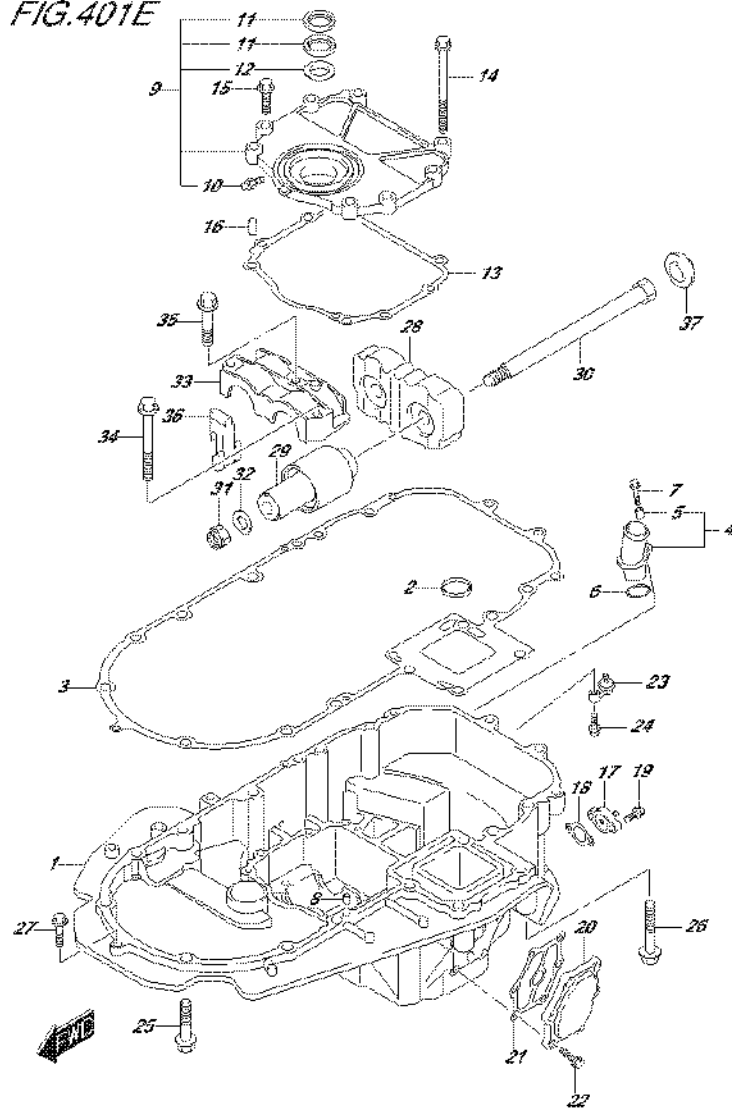


FIG.401D (3-I-8) ENGINE HOLDER (DF150TG E40)

REF NO.	PART NO.	DESCRIPTION	Q'TY	REMARKS
31	09159-14026	NUT	2	
32	09160-15051	WASHER (15X24X3)	2	
33	54137-93J02	COVER, UPPER MOUNT	1	
34	09116-10135	BOLT (10X95)	1	
35	09116-10175	BOLT (10X50)	2	
36	54127-96J00	MOUNT, UPPER SIDE	2	
37	54122-96J00	SPACER, UPPER MOUNT THRUST	2	

FIG.401E



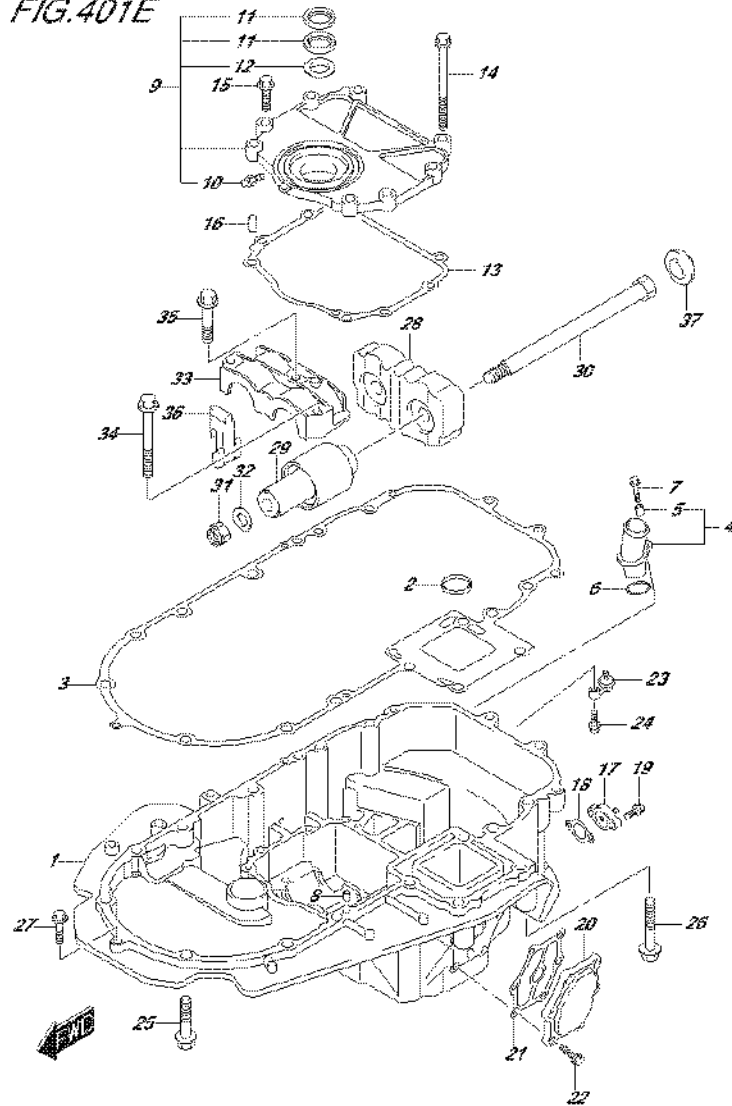
DF175_E01_016_401E
ENGINE HOLDER

FIG.401E (3-I-9) ENGINE HOLDER (DF150Z E01)

REF NO.	PART NO.	DESCRIPTION	Q'TY	REMARKS
1-1	51111-96J00-0EP	HOLDER, ENGINE (BLACK)	1	
1-2	51111-96J00-Y5S	HOLDER, ENGINE (WHITE)	1	
2	16519-93J00	SEAL, ENGINE HOLDER OIL	1	
3	51211-96J00	GASKET, ENGINE HOLDER	1	
4	51115-90J10	UNION, WATER RETURN	1	
5	09180-06289	.SPACER (6.5X10X11.5)	1	
6	09280-26006	O RING (D:3.1,ID:26.4)	1	
7	01550-06257	BOLT	1	
8	09206-08001	PIN (8X11)	2	
9	51120-96J02	COVER, MOUNT OIL SEAL	1	
10	22511-99011	.NIPPLE, GREASE	1	
11	51124-93J01	.OIL SEAL	2	
12	51125-93J00	.SCRAPER	1	
13	51123-96J01	GASKET, MOUNT OIL SEAL COVER	1	
14	09103-08109	BOLT (8X120)	1	
15	01550-0830A	BOLT	7	
16	09206-08001	PIN (8X11)	2	
17	51140-96J00	COVER, ENGINE HOLDER	1	
18	51142-96J00	GASKET, ENGINE HOLDER COVER	1	
19	01550-06207	BOLT	2	
20	51161-96J01	COVER, ENG HOLDER WATER JKT	1	
21	51162-96J00	GASKET, ENG HOLDER WTR JKT COV	1	
22	09103-06093	BOLT (6X20)	6	
23	51170-96J01	BRACKET, WATER INDICATOR	1	
24	09116-06121	BOLT (6X25)	1	
25	09116-10180	BOLT (10X50)	6	
26	09116-10137	BOLT (10X70)	2	
27	01550-08307	BOLT	1	
28	54121-96J01	MOUNT, UPPER THRUST	1	
29	54130-96J01	MOUNT, UPPER	2	
30	54112-96J01	BOLT, UPPER MOUNT (14X227)	2	

DF175_E01_016

FIG.401E



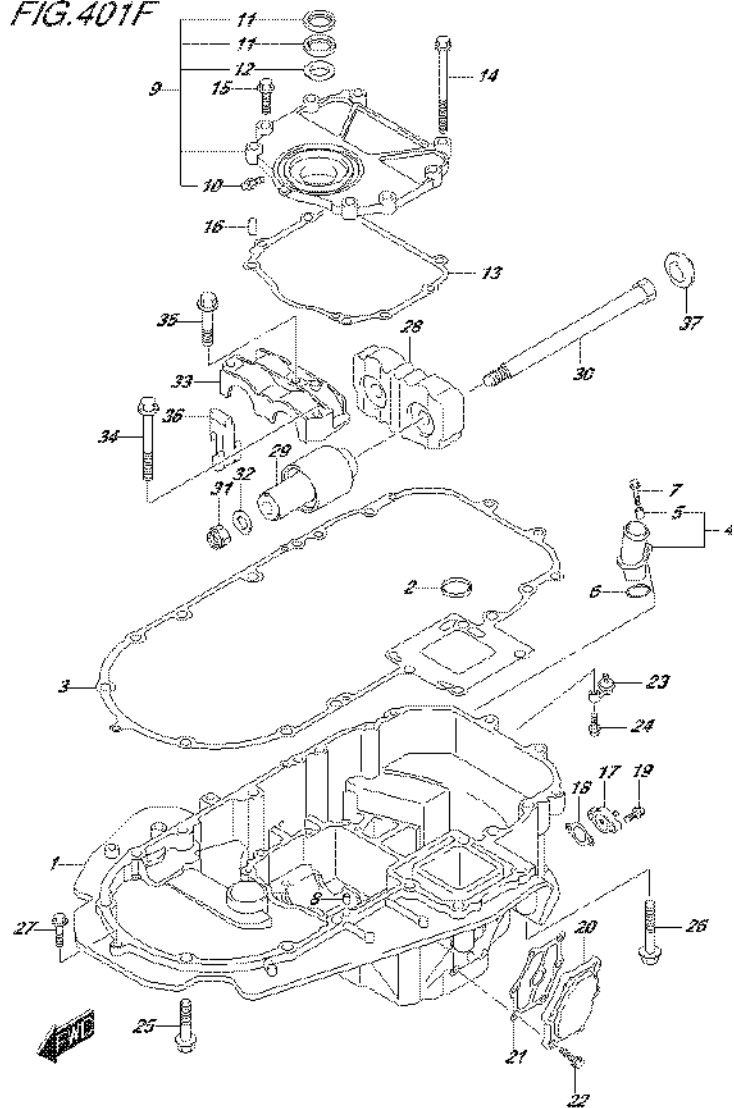
DF175_E01_016_401E
ENGINE HOLDER

FIG.401E (3-I-10) ENGINE HOLDER (DF150Z E01)

REF NO.	PART NO.	DESCRIPTION	Q'TY	REMARKS
31	09159-14026	NUT	2	
32	09160-15051	WASHER (15X24X3)	2	
33	54137-93J02	COVER, UPPER MOUNT	1	
34	09116-10135	BOLT (10X95)	1	
35	09116-10175	BOLT (10X50)	2	
36	54127-96J00	MOUNT, UPPER SIDE	2	
37	54122-96J00	SPACER, UPPER MOUNT THRUST	2	

DF175_E01_016

FIG.401F



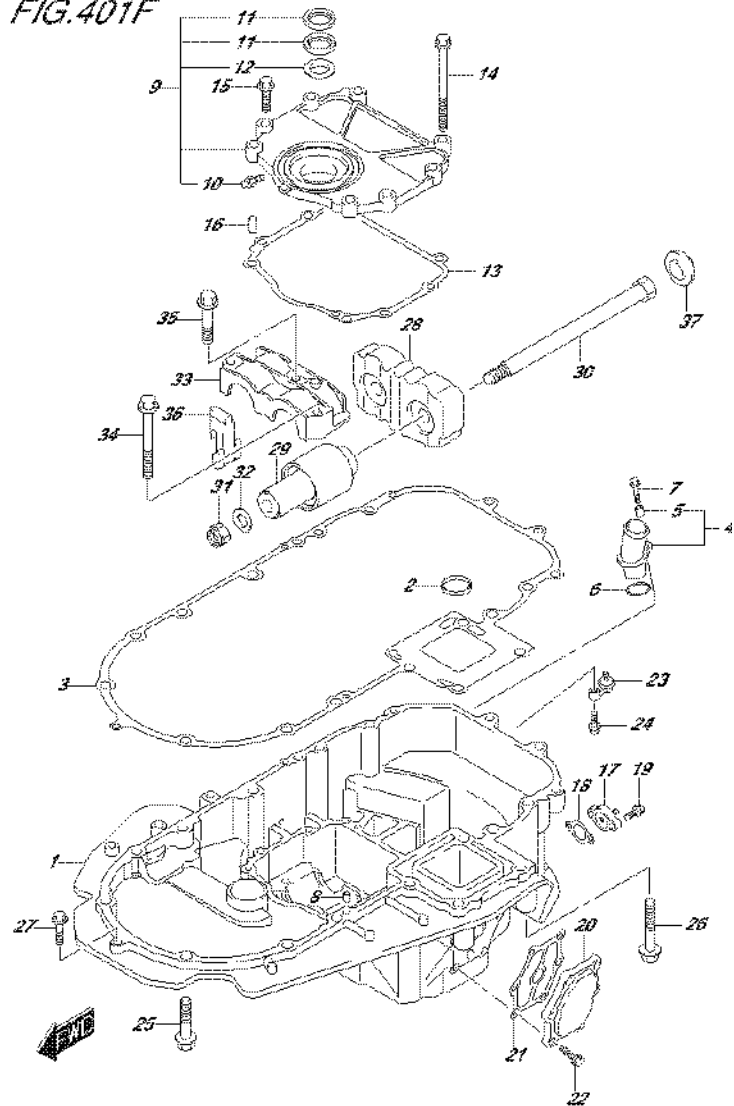
DF175_E01_016_401F
ENGINE HOLDER

FIG.401F (3-I-11) ENGINE HOLDER (DF150Z E40)

REF NO.	PART NO.	DESCRIPTION	Q'TY	REMARKS
1-1	51111-96J00-0EP	HOLDER, ENGINE (BLACK)	1	
1-2	51111-96J00-Y5S	HOLDER, ENGINE (WHITE)	1	
2	16519-93J00	SEAL, ENGINE HOLDER OIL	1	
3	51211-96J00	GASKET, ENGINE HOLDER	1	
4	51115-90J10	UNION, WATER RETURN	1	
5	09180-06289	.SPACER (6.5X10X11.5)	1	
6	09280-26006	O RING (D:3.1,ID:26.4)	1	
7	01550-06257	BOLT	1	
8	09206-08001	PIN (8X11)	2	
9	51120-96J02	COVER, MOUNT OIL SEAL	1	
10	22511-99011	.NIPPLE, GREASE	1	
11	51124-93J01	.OIL SEAL	2	
12	51125-93J00	.SCRAPER	1	
13	51123-96J01	GASKET, MOUNT OIL SEAL COVER	1	
14	09103-08109	BOLT (8X120)	1	
15	01550-0830A	BOLT	7	
16	09206-08001	PIN (8X11)	2	
17	51140-96J00	COVER, ENGINE HOLDER	1	
18	51142-96J00	GASKET, ENGINE HOLDER COVER	1	
19	01550-06207	BOLT	2	
20	51161-96J01	COVER, ENG HOLDER WATER JKT	1	
21	51162-96J00	GASKET, ENG HOLDER WTR JKT COV	1	
22	09103-06093	BOLT (6X20)	6	
23	51170-96J01	BRACKET, WATER INDICATOR	1	
24	09116-06121	BOLT (6X25)	1	
25	09116-10180	BOLT (10X50)	6	
26	09116-10137	BOLT (10X70)	2	
27	01550-08307	BOLT	1	
28	54121-96J01	MOUNT, UPPER THRUST	1	
29	54130-96J01	MOUNT, UPPER	2	
30	54112-96J01	BOLT, UPPER MOUNT (14X227)	2	

DF175_E01_016

FIG.401F



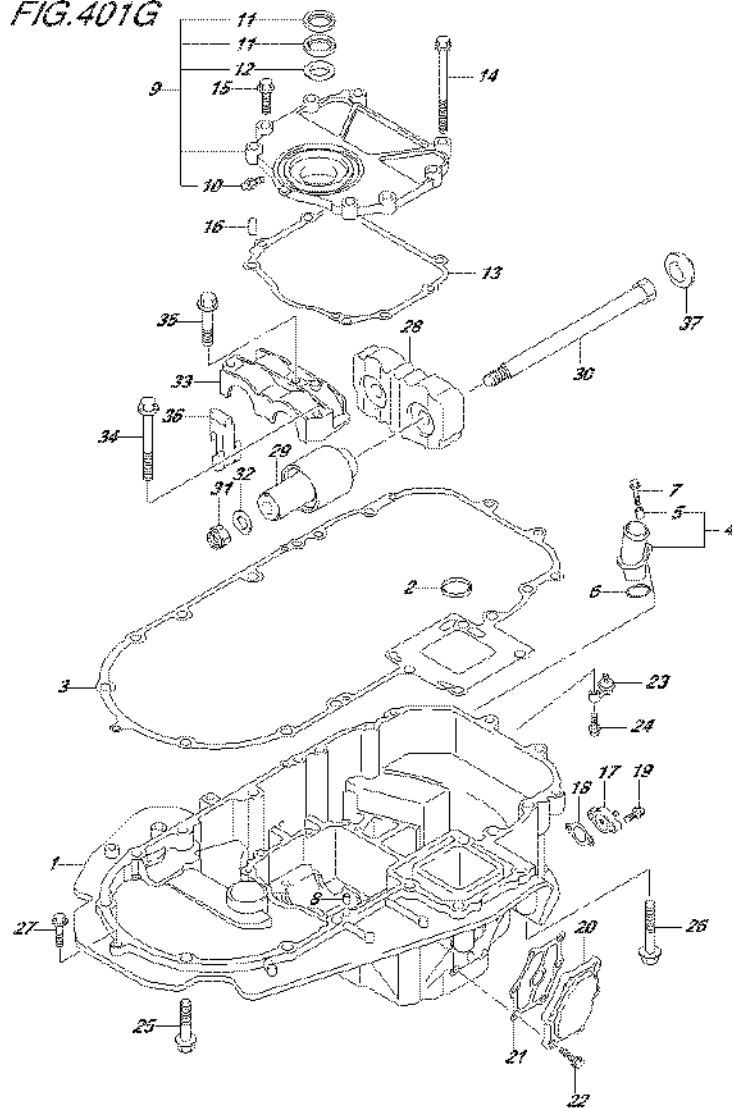
DF175_E01_016_401F
ENGINE HOLDER

FIG.401F (3-I-12) ENGINE HOLDER (DF150Z E40)

REF NO.	PART NO.	DESCRIPTION	Q'TY	REMARKS
31	09159-14026	NUT	2	
32	09160-15051	WASHER (15X24X3)	2	
33	54137-93J02	COVER, UPPER MOUNT	1	
34	09116-10135	BOLT (10X95)	1	
35	09116-10175	BOLT (10X50)	2	
36	54127-96J00	MOUNT, UPPER SIDE	2	
37	54122-96J00	SPACER, UPPER MOUNT THRUST	2	

DF175_E01_016

FIG.401G



DF175_E01_016_401G
ENGINE HOLDER

FIG.401G (3-I-13) ENGINE HOLDER (DF150ZG E01)

REF NO.	PART NO.	DESCRIPTION	Q'TY	REMARKS
1-1	51111-96J20-0EP	HOLDER, ENGINE (BLACK)	1	
1-2	51111-96J20-Y5S	HOLDER, ENGINE (WHITE)	1	
2	16519-93J00	SEAL, ENGINE HOLDER OIL	1	
3	51211-96J00	GASKET, ENGINE HOLDER	1	
4	51115-90J10	UNION, WATER RETURN	1	
5	09180-06289	.SPACER (6.5X10X11.5)	1	
6	09280-26006	O RING (D:3.1,ID:26.4)	1	
7	01550-06257	BOLT	1	
8	09206-08001	PIN (8X11)	2	
9	51120-96J02	COVER, MOUNT OIL SEAL	1	
10	22511-99011	.NIPPLE, GREASE	1	
11	51124-93J01	.OIL SEAL	2	
12	51125-93J00	.SCRAPER	1	
13	51123-96J01	GASKET, MOUNT OIL SEAL COVER	1	
14	09103-08109	BOLT (8X120)	1	
15	01550-0830A	BOLT	7	
16	09206-08001	PIN (8X11)	2	
17	51140-96J00	COVER, ENGINE HOLDER	1	
18	51142-96J00	GASKET, ENGINE HOLDER COVER	1	
19	01550-06207	BOLT	2	
20	51161-96J01	COVER, ENG HOLDER WATER JKT	1	
21	51162-96J00	GASKET, ENG HOLDER WTR JKT COV	1	
22	09103-06093	BOLT (6X20)	6	
23	51170-96J01	BRACKET, WATER INDICATOR	1	
24	09116-06121	BOLT (6X25)	1	
25	09116-10180	BOLT (10X50)	6	
26	09116-10137	BOLT (10X70)	2	
27	01550-08307	BOLT	1	
28	54121-96J01	MOUNT, UPPER THRUST	1	
29	54130-96J01	MOUNT, UPPER	2	
30	54112-96J01	BOLT, UPPER MOUNT (14X227)	2	

DF175_E01_016

FIG.401G

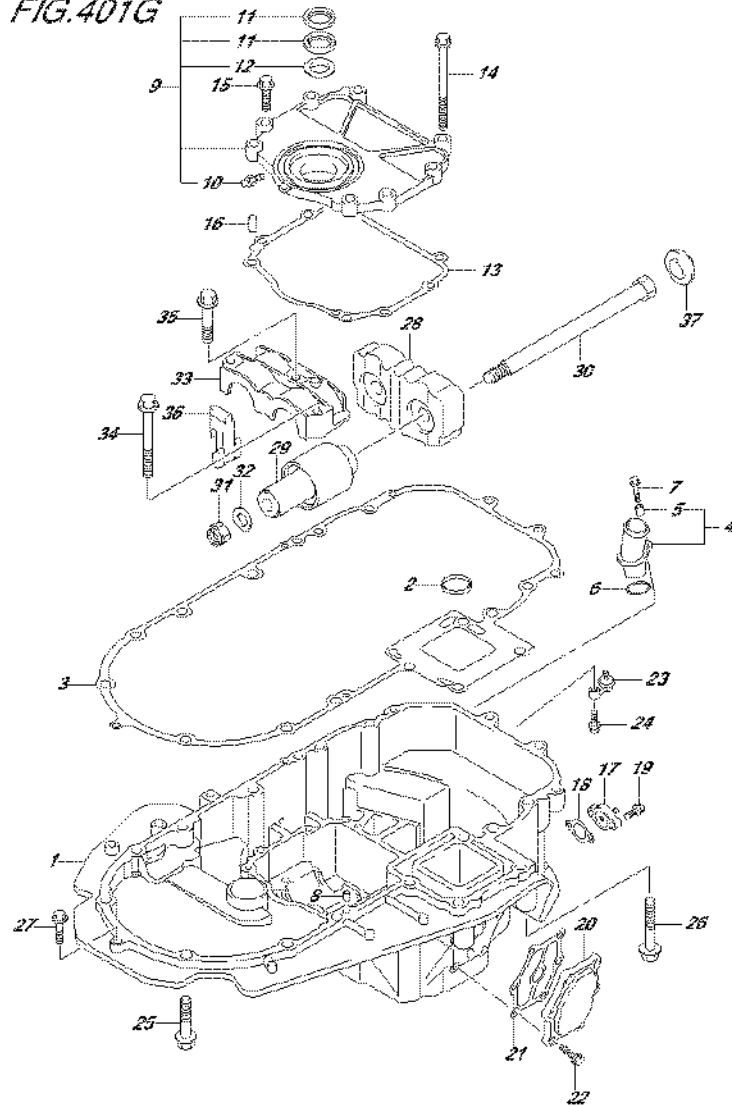
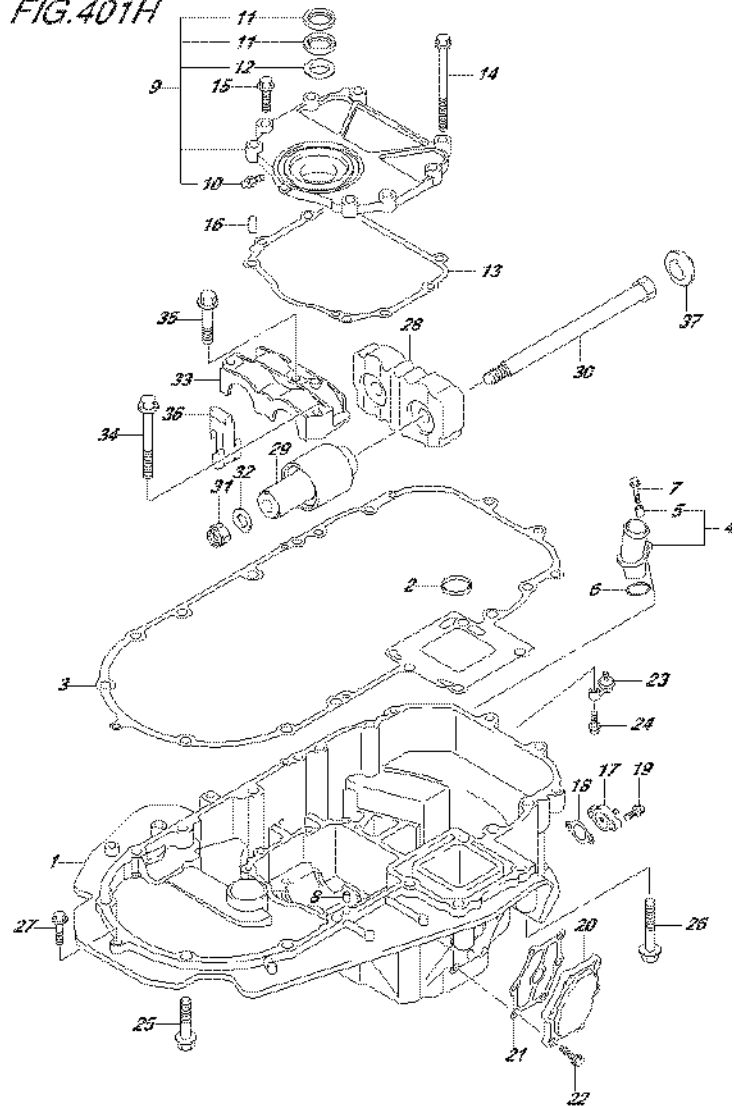


FIG.401G (3-I-14) ENGINE HOLDER (DF150ZG E01)

REF NO.	PART NO.	DESCRIPTION	Q'TY	REMARKS
31	09159-14026	NUT	2	
32	09160-15051	WASHER (15X24X3)	2	
33	54137-93J02	COVER, UPPER MOUNT	1	
34	09116-10135	BOLT (10X95)	1	
35	09116-10175	BOLT (10X50)	2	
36	54127-96J00	MOUNT, UPPER SIDE	2	
37	54122-96J00	SPACER, UPPER MOUNT THRUST	2	

FIG.401H



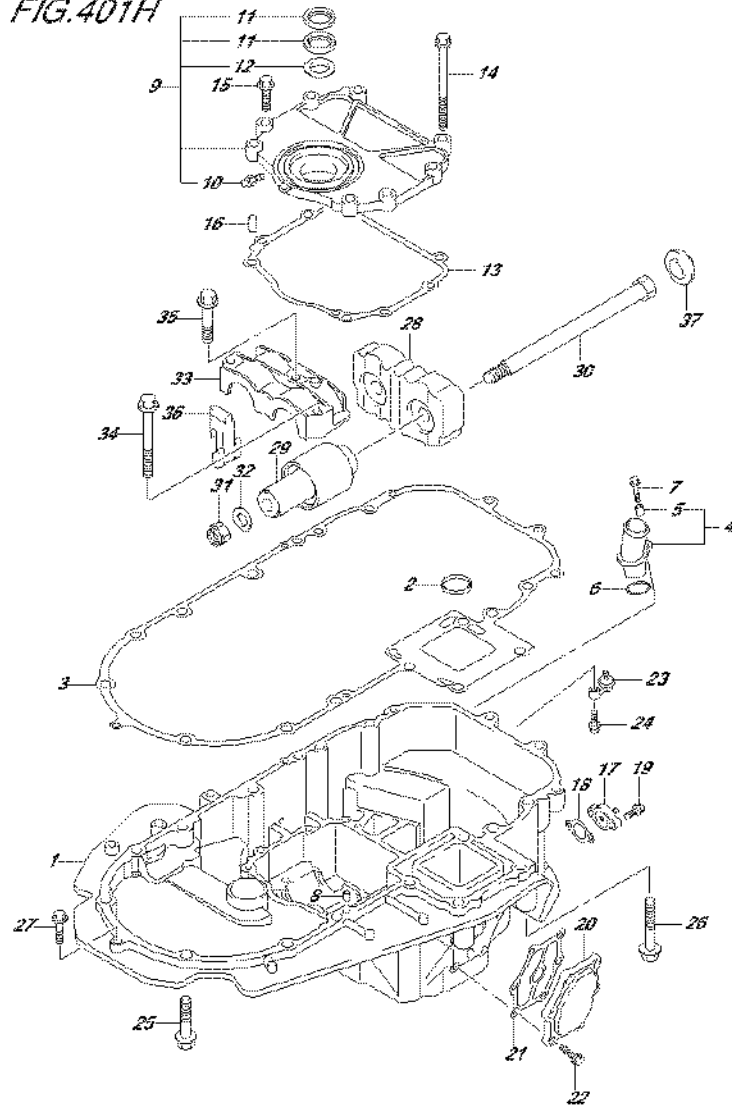
DF175_E01_016_401H
ENGINE HOLDER

FIG.401H (3-I-15) ENGINE HOLDER (DF150ZG E40)

REF NO.	PART NO.	DESCRIPTION	Q'TY	REMARKS
1-1	51111-96J20-0EP	HOLDER, ENGINE (BLACK)	1	
1-2	51111-96J20-Y5S	HOLDER, ENGINE (WHITE)	1	
2	16519-93J00	SEAL, ENGINE HOLDER OIL	1	
3	51211-96J00	GASKET, ENGINE HOLDER	1	
4	51115-90J10	UNION, WATER RETURN	1	
5	09180-06289	.SPACER (6.5X10X11.5)	1	
6	09280-26006	O RING (D:3.1,ID:26.4)	1	
7	01550-06257	BOLT	1	
8	09206-08001	PIN (8X11)	2	
9	51120-96J02	COVER, MOUNT OIL SEAL	1	
10	22511-99011	.NIPPLE, GREASE	1	
11	51124-93J01	.OIL SEAL	2	
12	51125-93J00	.SCRAPER	1	
13	51123-96J01	GASKET, MOUNT OIL SEAL COVER	1	
14	09103-08109	BOLT (8X120)	1	
15	01550-0830A	BOLT	7	
16	09206-08001	PIN (8X11)	2	
17	51140-96J00	COVER, ENGINE HOLDER	1	
18	51142-96J00	GASKET, ENGINE HOLDER COVER	1	
19	01550-06207	BOLT	2	
20	51161-96J01	COVER, ENG HOLDER WATER JKT	1	
21	51162-96J00	GASKET, ENG HOLDER WTR JKT COV	1	
22	09103-06093	BOLT (6X20)	6	
23	51170-96J01	BRACKET, WATER INDICATOR	1	
24	09116-06121	BOLT (6X25)	1	
25	09116-10180	BOLT (10X50)	6	
26	09116-10137	BOLT (10X70)	2	
27	01550-08307	BOLT	1	
28	54121-96J01	MOUNT, UPPER THRUST	1	
29	54130-96J01	MOUNT, UPPER	2	
30	54112-96J01	BOLT, UPPER MOUNT (14X227)	2	

DF175_E01_016

FIG.401H



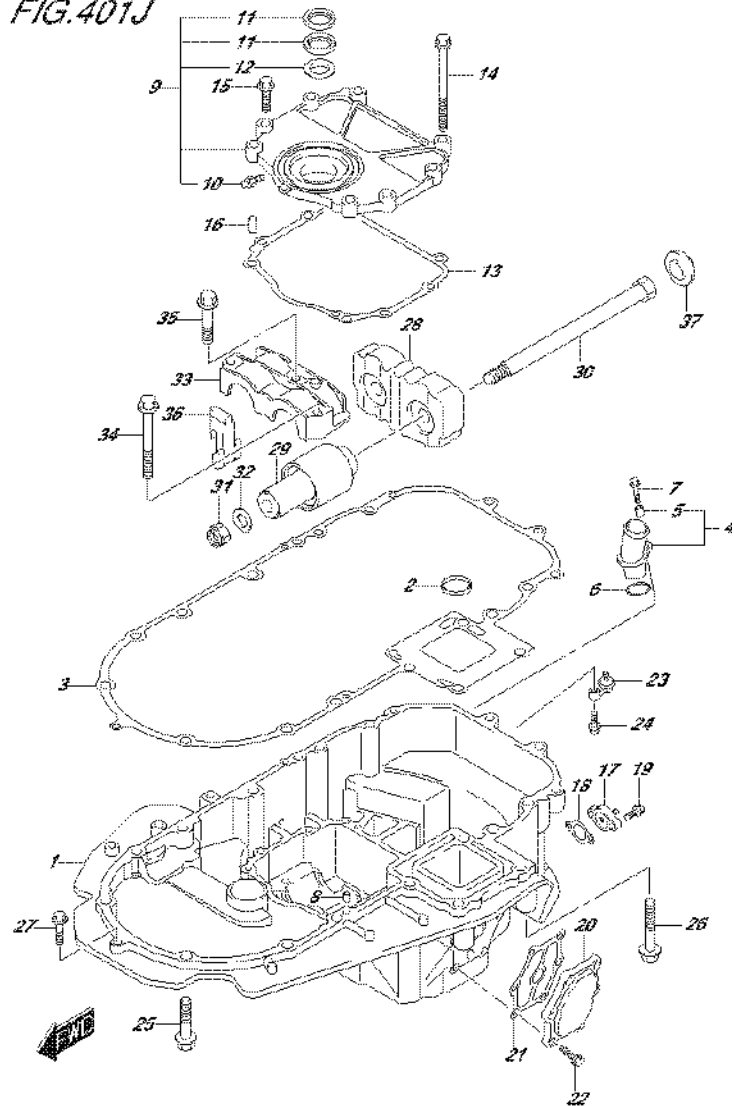
DF175_E01_016_401H
ENGINE HOLDER

FIG.401H (3-J-2) ENGINE HOLDER (DF150ZG E40)

REF NO.	PART NO.	DESCRIPTION	Q'TY	REMARKS
31	09159-14026	NUT	2	
32	09160-15051	WASHER (15X24X3)	2	
33	54137-93J02	COVER, UPPER MOUNT	1	
34	09116-10135	BOLT (10X95)	1	
35	09116-10175	BOLT (10X50)	2	
36	54127-96J00	MOUNT, UPPER SIDE	2	
37	54122-96J00	SPACER, UPPER MOUNT THRUST	2	

DF175_E01_016

FIG.401J



DF175_E01_016_401J
ENGINE HOLDER

FIG.401J (3-J-3) ENGINE HOLDER (DF175T E01)

REF NO.	PART NO.	DESCRIPTION	Q'TY	REMARKS
1-1	51111-96J00-0EP	HOLDER, ENGINE (BLACK)	1	
1-2	51111-96J00-Y5S	HOLDER, ENGINE (WHITE)	1	
2	16519-93J00	SEAL, ENGINE HOLDER OIL	1	
3	51211-96J00	GASKET, ENGINE HOLDER	1	
4	51115-90J10	UNION, WATER RETURN	1	
5	09180-06289	.SPACER (6.5X10X11.5)	1	
6	09280-26006	O RING (D:3.1,ID:26.4)	1	
7	01550-06257	BOLT	1	
8	09206-08001	PIN (8X11)	2	
9	51120-96J02	COVER, MOUNT OIL SEAL	1	
10	22511-99011	.NIPPLE, GREASE	1	
11	51124-93J01	.OIL SEAL	2	
12	51125-93J00	.SCRAPER	1	
13	51123-96J01	GASKET, MOUNT OIL SEAL COVER	1	
14	09103-08109	BOLT (8X120)	1	
15	01550-0830A	BOLT	7	
16	09206-08001	PIN (8X11)	2	
17	51140-96J00	COVER, ENGINE HOLDER	1	
18	51142-96J00	GASKET, ENGINE HOLDER COVER	1	
19	01550-06207	BOLT	2	
20	51161-96J01	COVER, ENG HOLDER WATER JKT	1	
21	51162-96J00	GASKET, ENG HOLDER WTR JKT COV	1	
22	09103-06093	BOLT (6X20)	6	
23	51170-96J01	BRACKET, WATER INDICATOR	1	
24	09116-06121	BOLT (6X25)	1	
25	09116-10180	BOLT (10X50)	6	
26	09116-10137	BOLT (10X70)	2	
27	01550-08307	BOLT	1	
28	54121-96J01	MOUNT, UPPER THRUST	1	
29	54130-96J01	MOUNT, UPPER	2	
30	54112-96J01	BOLT, UPPER MOUNT (14X227)	2	

DF175_E01_016

FIG.401J

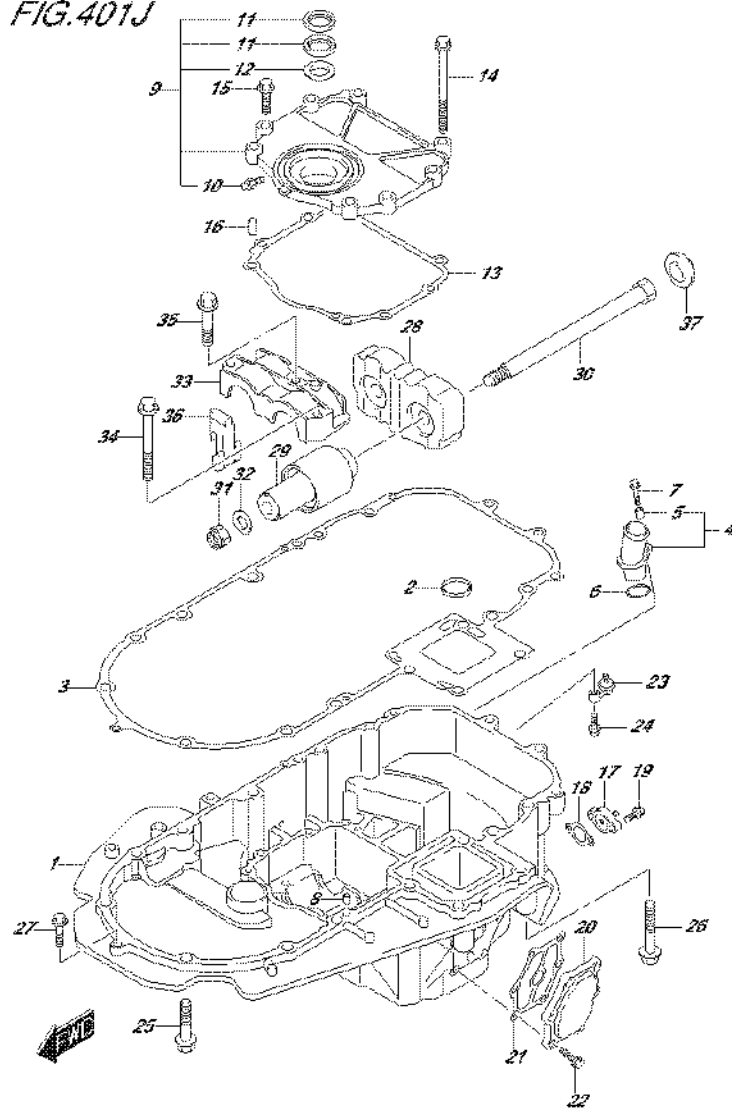
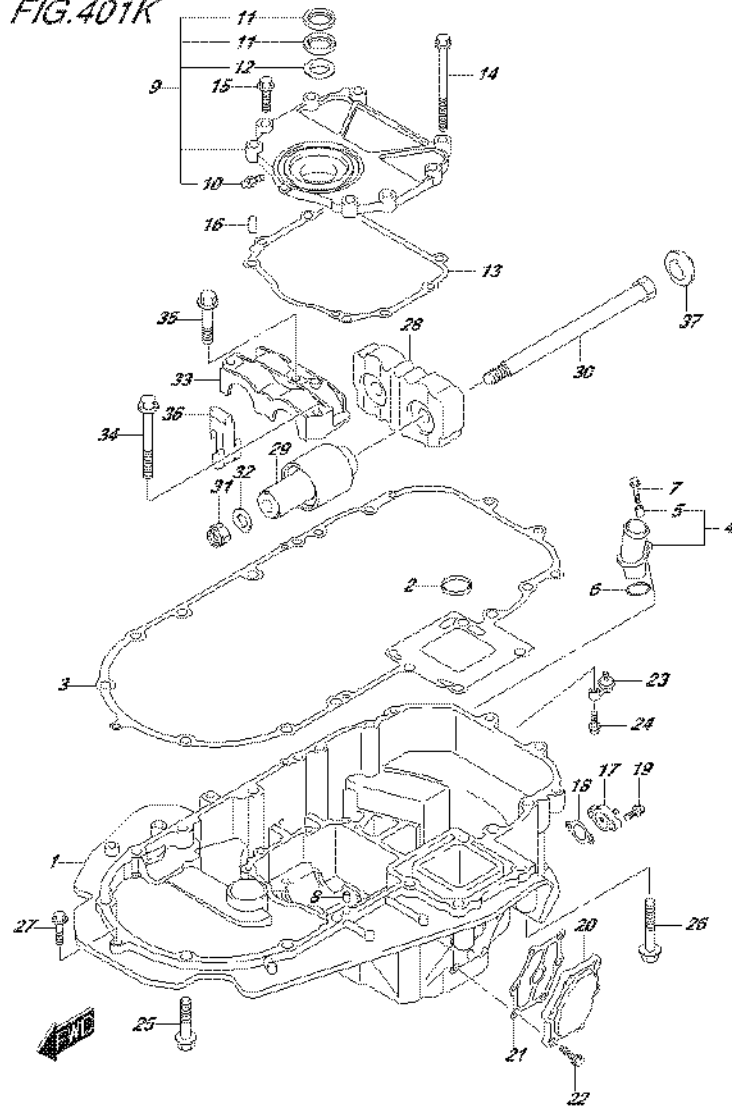


FIG.401J (3-J-4) ENGINE HOLDER (DF175T E01)

REF NO.	PART NO.	DESCRIPTION	Q'TY	REMARKS
31	09159-14026	NUT	2	
32	09160-15051	WASHER (15X24X3)	2	
33	54137-93J02	COVER, UPPER MOUNT	1	
34	09116-10135	BOLT (10X95)	1	
35	09116-10175	BOLT (10X50)	2	
36	54127-96J00	MOUNT, UPPER SIDE	2	
37	54122-96J00	SPACER, UPPER MOUNT THRUST	2	

FIG.401K



DF175_E01_016_401K
ENGINE HOLDER

FIG.401K (3-J-5) ENGINE HOLDER (DF175T E40)

REF NO.	PART NO.	DESCRIPTION	Q'TY	REMARKS
1-1	51111-96J00-0EP	HOLDER, ENGINE (BLACK)	1	
1-2	51111-96J00-Y5S	HOLDER, ENGINE (WHITE)	1	
2	16519-93J00	SEAL, ENGINE HOLDER OIL	1	
3	51211-96J00	GASKET, ENGINE HOLDER	1	
4	51115-90J10	UNION, WATER RETURN	1	
5	09180-06289	.SPACER (6.5X10X11.5)	1	
6	09280-26006	O RING (D:3.1,ID:26.4)	1	
7	01550-06257	BOLT	1	
8	09206-08001	PIN (8X11)	2	
9	51120-96J02	COVER, MOUNT OIL SEAL	1	
10	22511-99011	.NIPPLE, GREASE	1	
11	51124-93J01	.OIL SEAL	2	
12	51125-93J00	.SCRAPER	1	
13	51123-96J01	GASKET, MOUNT OIL SEAL COVER	1	
14	09103-08109	BOLT (8X120)	1	
15	01550-0830A	BOLT	7	
16	09206-08001	PIN (8X11)	2	
17	51140-96J00	COVER, ENGINE HOLDER	1	
18	51142-96J00	GASKET, ENGINE HOLDER COVER	1	
19	01550-06207	BOLT	2	
20	51161-96J01	COVER, ENG HOLDER WATER JKT	1	
21	51162-96J00	GASKET, ENG HOLDER WTR JKT COV	1	
22	09103-06093	BOLT (6X20)	6	
23	51170-96J01	BRACKET, WATER INDICATOR	1	
24	09116-06121	BOLT (6X25)	1	
25	09116-10180	BOLT (10X50)	6	
26	09116-10137	BOLT (10X70)	2	
27	01550-08307	BOLT	1	
28	54121-96J01	MOUNT, UPPER THRUST	1	
29	54130-96J01	MOUNT, UPPER	2	
30	54112-96J01	BOLT, UPPER MOUNT (14X227)	2	

DF175_E01_016

FIG.401K

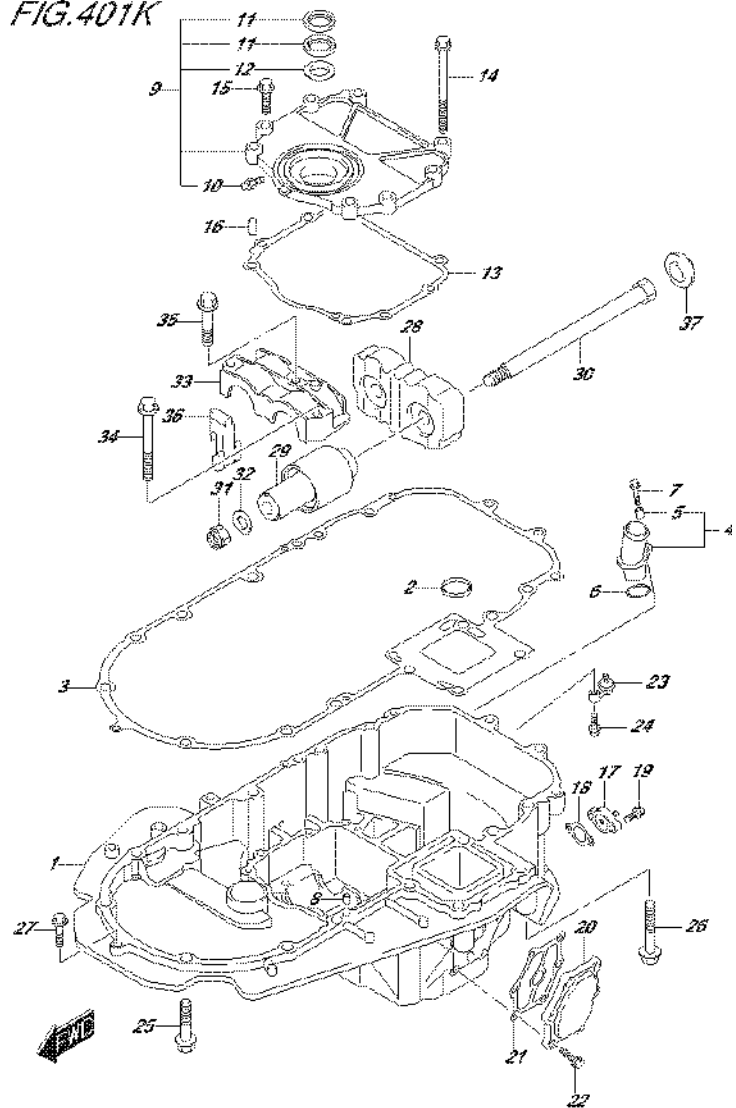
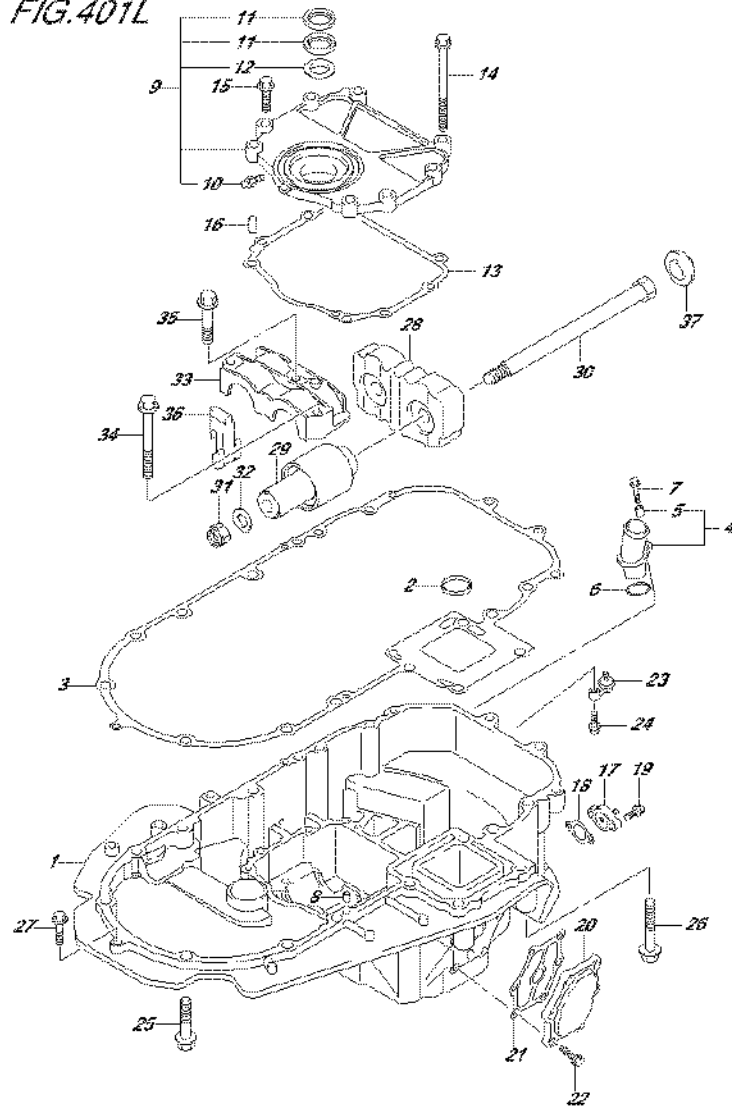


FIG.401K (3-J-6) ENGINE HOLDER (DF175T E40)

REF NO.	PART NO.	DESCRIPTION	Q'TY	REMARKS
31	09159-14026	NUT	2	
32	09160-15051	WASHER (15X24X3)	2	
33	54137-93J02	COVER, UPPER MOUNT	1	
34	09116-10135	BOLT (10X95)	1	
35	09116-10175	BOLT (10X50)	2	
36	54127-96J00	MOUNT, UPPER SIDE	2	
37	54122-96J00	SPACER, UPPER MOUNT THRUST	2	

FIG.401L



DF175_E01_016_401L
ENGINE HOLDER

FIG.401L (3-J-7) ENGINE HOLDER (DF175TG E01)

REF NO.	PART NO.	DESCRIPTION	Q'TY	REMARKS
1-1	51111-96J20-0EP	HOLDER, ENGINE (BLACK)	1	
1-2	51111-96J20-Y5S	HOLDER, ENGINE (WHITE)	1	
2	16519-93J00	SEAL, ENGINE HOLDER OIL	1	
3	51211-96J00	GASKET, ENGINE HOLDER	1	
4	51115-90J10	UNION, WATER RETURN	1	
5	09180-06289	.SPACER (6.5X10X11.5)	1	
6	09280-26006	O RING (D:3.1,ID:26.4)	1	
7	01550-06257	BOLT	1	
8	09206-08001	PIN (8X11)	2	
9	51120-96J02	COVER, MOUNT OIL SEAL	1	
10	22511-99011	.NIPPLE, GREASE	1	
11	51124-93J01	.OIL SEAL	2	
12	51125-93J00	.SCRAPER	1	
13	51123-96J01	GASKET, MOUNT OIL SEAL COVER	1	
14	09103-08109	BOLT (8X120)	1	
15	01550-0830A	BOLT	7	
16	09206-08001	PIN (8X11)	2	
17	51140-96J00	COVER, ENGINE HOLDER	1	
18	51142-96J00	GASKET, ENGINE HOLDER COVER	1	
19	01550-06207	BOLT	2	
20	51161-96J01	COVER, ENG HOLDER WATER JKT	1	
21	51162-96J00	GASKET, ENG HOLDER WTR JKT COV	1	
22	09103-06093	BOLT (6X20)	6	
23	51170-96J01	BRACKET, WATER INDICATOR	1	
24	09116-06121	BOLT (6X25)	1	
25	09116-10180	BOLT (10X50)	6	
26	09116-10137	BOLT (10X70)	2	
27	01550-08307	BOLT	1	
28	54121-96J01	MOUNT, UPPER THRUST	1	
29	54130-96J01	MOUNT, UPPER	2	
30	54112-96J01	BOLT, UPPER MOUNT (14X227)	2	

DF175_E01_016

FIG.401L

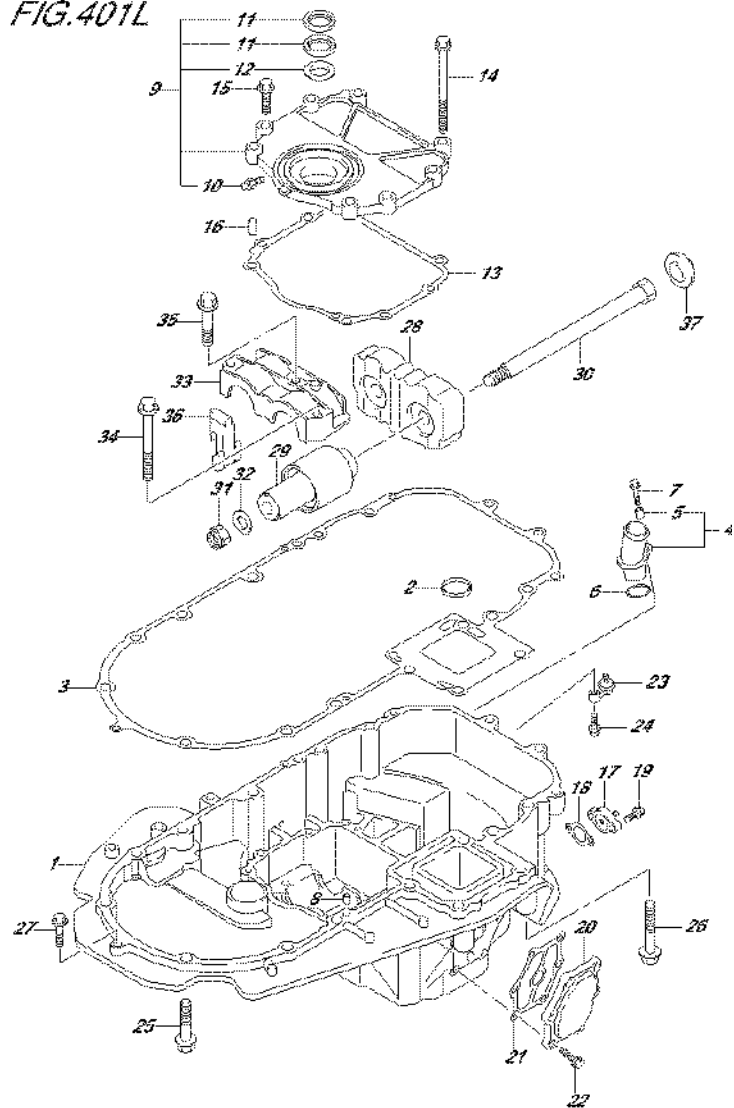
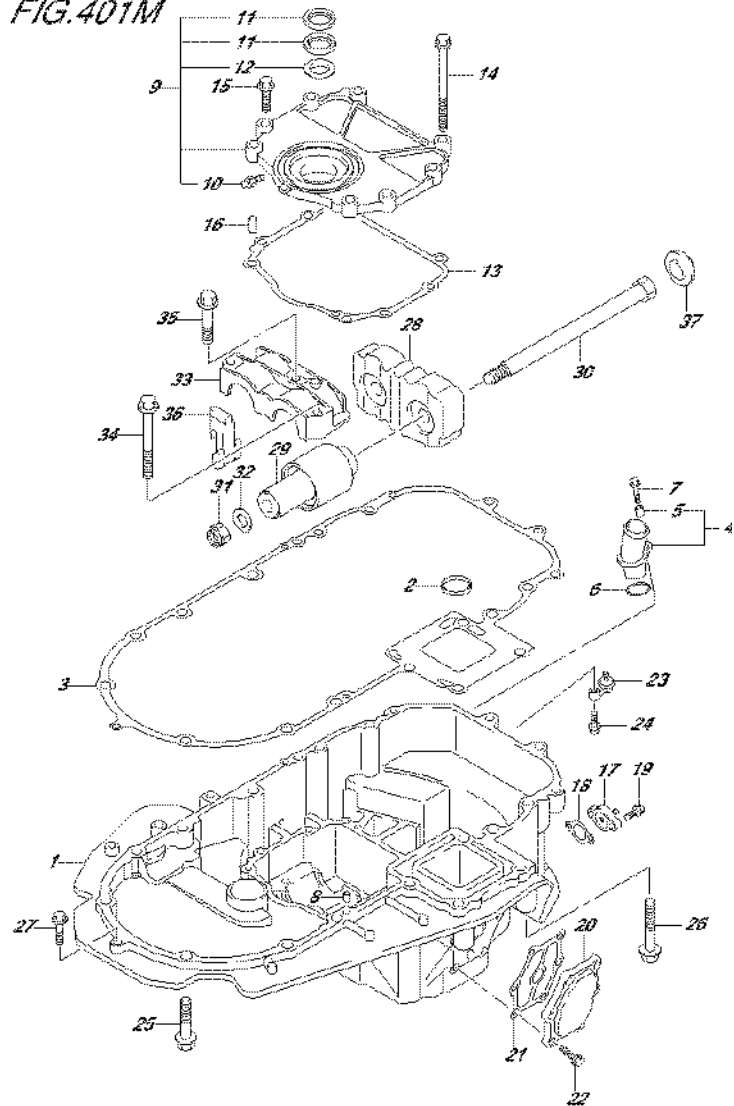


FIG.401L (3-J-8) ENGINE HOLDER (DF175TG E01)

REF NO.	PART NO.	DESCRIPTION	Q'TY	REMARKS
31	09159-14026	NUT	2	
32	09160-15051	WASHER (15X24X3)	2	
33	54137-93J02	COVER, UPPER MOUNT	1	
34	09116-10135	BOLT (10X95)	1	
35	09116-10175	BOLT (10X50)	2	
36	54127-96J00	MOUNT, UPPER SIDE	2	
37	54122-96J00	SPACER, UPPER MOUNT THRUST	2	

FIG.401M



DF175_E01_016_401M
ENGINE HOLDER

FIG.401M (3-J-9) ENGINE HOLDER (DF175TG E40)

REF NO.	PART NO.	DESCRIPTION	Q'TY	REMARKS
1-1	51111-96J20-0EP	HOLDER, ENGINE (BLACK)	1	
1-2	51111-96J20-Y5S	HOLDER, ENGINE (WHITE)	1	
2	16519-93J00	SEAL, ENGINE HOLDER OIL	1	
3	51211-96J00	GASKET, ENGINE HOLDER	1	
4	51115-90J10	UNION, WATER RETURN	1	
5	09180-06289	.SPACER (6.5X10X11.5)	1	
6	09280-26006	O RING (D:3.1,ID:26.4)	1	
7	01550-06257	BOLT	1	
8	09206-08001	PIN (8X11)	2	
9	51120-96J02	COVER, MOUNT OIL SEAL	1	
10	22511-99011	.NIPPLE, GREASE	1	
11	51124-93J01	.OIL SEAL	2	
12	51125-93J00	.SCRAPER	1	
13	51123-96J01	GASKET, MOUNT OIL SEAL COVER	1	
14	09103-08109	BOLT (8X120)	1	
15	01550-0830A	BOLT	7	
16	09206-08001	PIN (8X11)	2	
17	51140-96J00	COVER, ENGINE HOLDER	1	
18	51142-96J00	GASKET, ENGINE HOLDER COVER	1	
19	01550-06207	BOLT	2	
20	51161-96J01	COVER, ENG HOLDER WATER JKT	1	
21	51162-96J00	GASKET, ENG HOLDER WTR JKT COV	1	
22	09103-06093	BOLT (6X20)	6	
23	51170-96J01	BRACKET, WATER INDICATOR	1	
24	09116-06121	BOLT (6X25)	1	
25	09116-10180	BOLT (10X50)	6	
26	09116-10137	BOLT (10X70)	2	
27	01550-08307	BOLT	1	
28	54121-96J01	MOUNT, UPPER THRUST	1	
29	54130-96J01	MOUNT, UPPER	2	
30	54112-96J01	BOLT, UPPER MOUNT (14X227)	2	

DF175_E01_016

FIG.401M

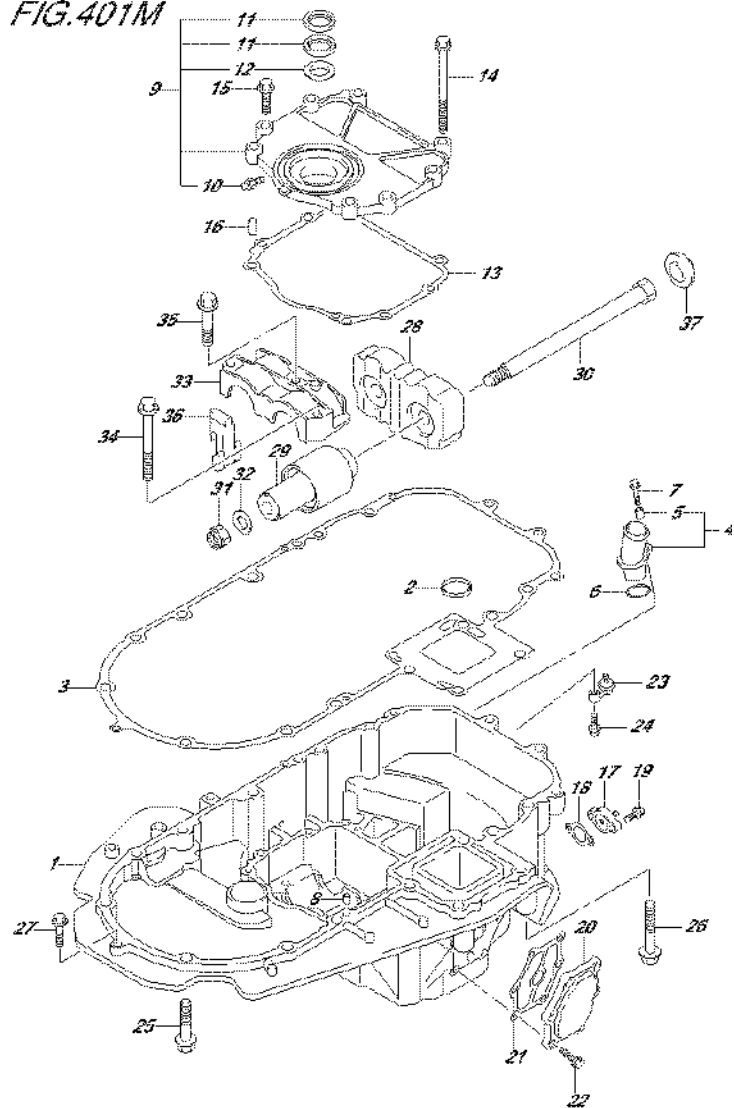
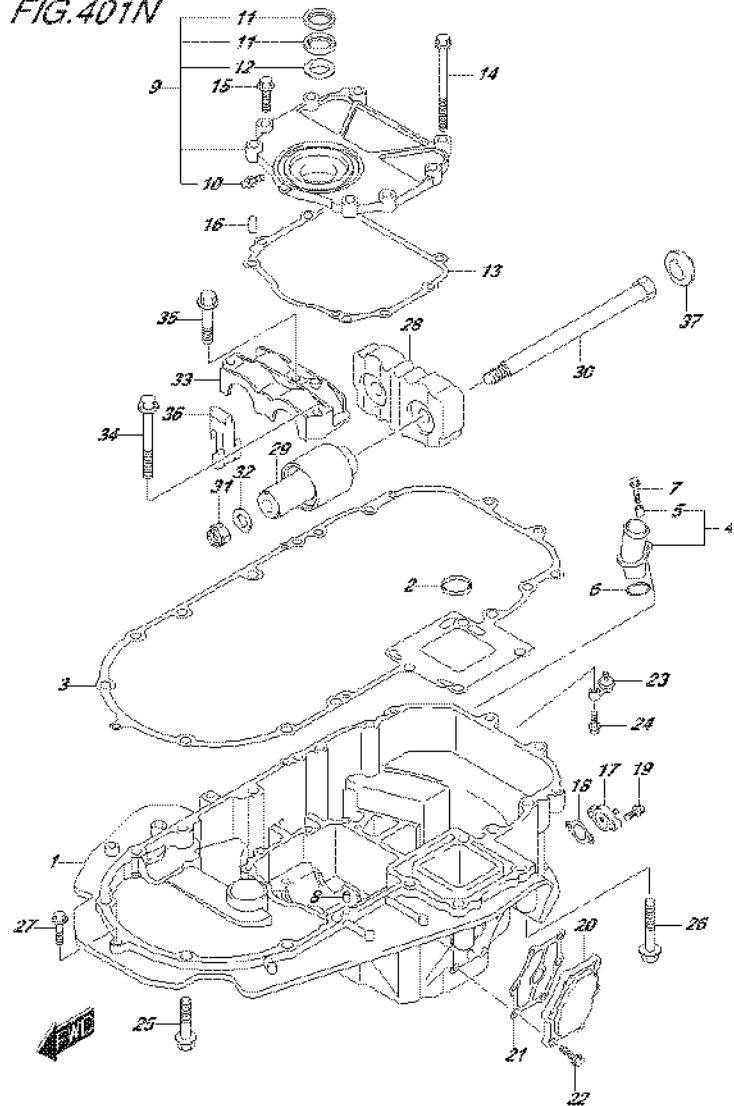


FIG.401M (3-J-10) ENGINE HOLDER (DF175TG E40)

REF NO.	PART NO.	DESCRIPTION	Q'TY	REMARKS
31	09159-14026	NUT	2	
32	09160-15051	WASHER (15X24X3)	2	
33	54137-93J02	COVER, UPPER MOUNT	1	
34	09116-10135	BOLT (10X95)	1	
35	09116-10175	BOLT (10X50)	2	
36	54127-96J00	MOUNT, UPPER SIDE	2	
37	54122-96J00	SPACER, UPPER MOUNT THRUST	2	

FIG.401N



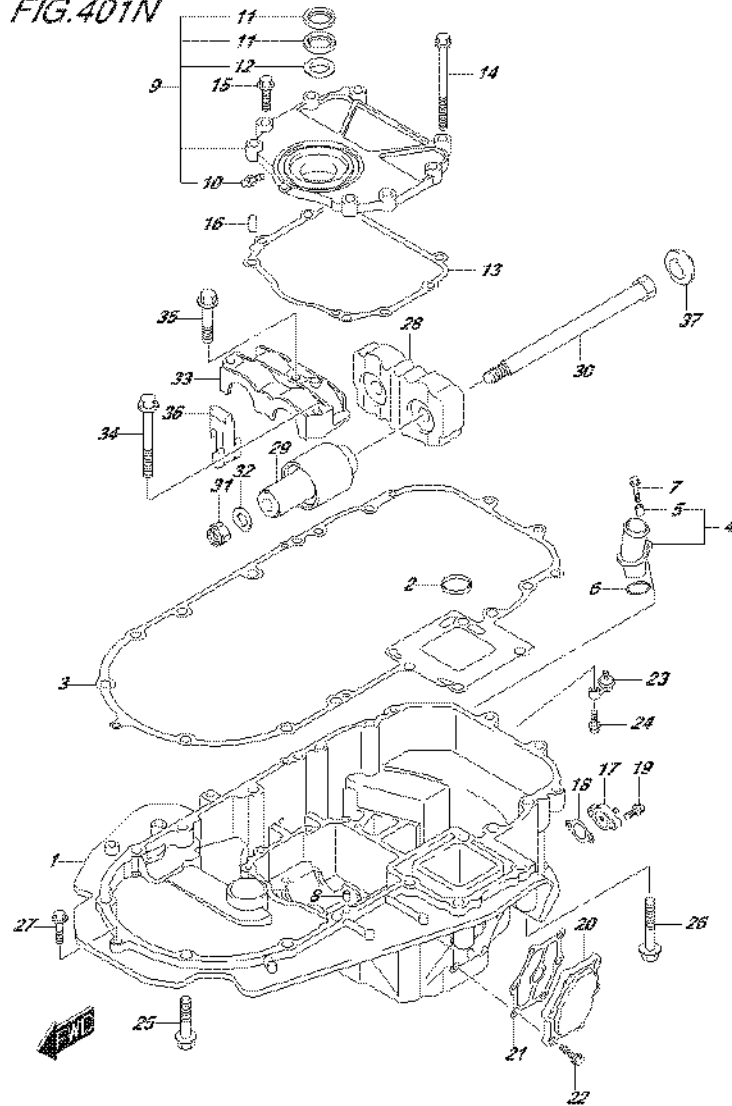
DF175_E01_016_401N
ENGINE HOLDER

FIG.401N (3-J-11) ENGINE HOLDER (DF175Z E01)

REF NO.	PART NO.	DESCRIPTION	Q'TY	REMARKS
1-1	51111-96J00-0EP	HOLDER, ENGINE (BLACK)	1	
1-2	51111-96J00-Y5S	HOLDER, ENGINE (WHITE)	1	
2	16519-93J00	SEAL, ENGINE HOLDER OIL	1	
3	51211-96J00	GASKET, ENGINE HOLDER	1	
4	51115-90J10	UNION, WATER RETURN	1	
5	09180-06289	.SPACER (6.5X10X11.5)	1	
6	09280-26006	O RING (D:3.1,ID:26.4)	1	
7	01550-06257	BOLT	1	
8	09206-08001	PIN (8X11)	2	
9	51120-96J02	COVER, MOUNT OIL SEAL	1	
10	22511-99011	.NIPPLE, GREASE	1	
11	51124-93J01	.OIL SEAL	2	
12	51125-93J00	.SCRAPER	1	
13	51123-96J01	GASKET, MOUNT OIL SEAL COVER	1	
14	09103-08109	BOLT (8X120)	1	
15	01550-0830A	BOLT	7	
16	09206-08001	PIN (8X11)	2	
17	51140-96J00	COVER, ENGINE HOLDER	1	
18	51142-96J00	GASKET, ENGINE HOLDER COVER	1	
19	01550-06207	BOLT	2	
20	51161-96J01	COVER, ENG HOLDER WATER JKT	1	
21	51162-96J00	GASKET, ENG HOLDER WTR JKT COV	1	
22	09103-06093	BOLT (6X20)	6	
23	51170-96J01	BRACKET, WATER INDICATOR	1	
24	09116-06121	BOLT (6X25)	1	
25	09116-10180	BOLT (10X50)	6	
26	09116-10137	BOLT (10X70)	2	
27	01550-08307	BOLT	1	
28	54121-96J01	MOUNT, UPPER THRUST	1	
29	54130-96J01	MOUNT, UPPER	2	
30	54112-96J01	BOLT, UPPER MOUNT (14X227)	2	

DF175_E01_016

FIG.401N



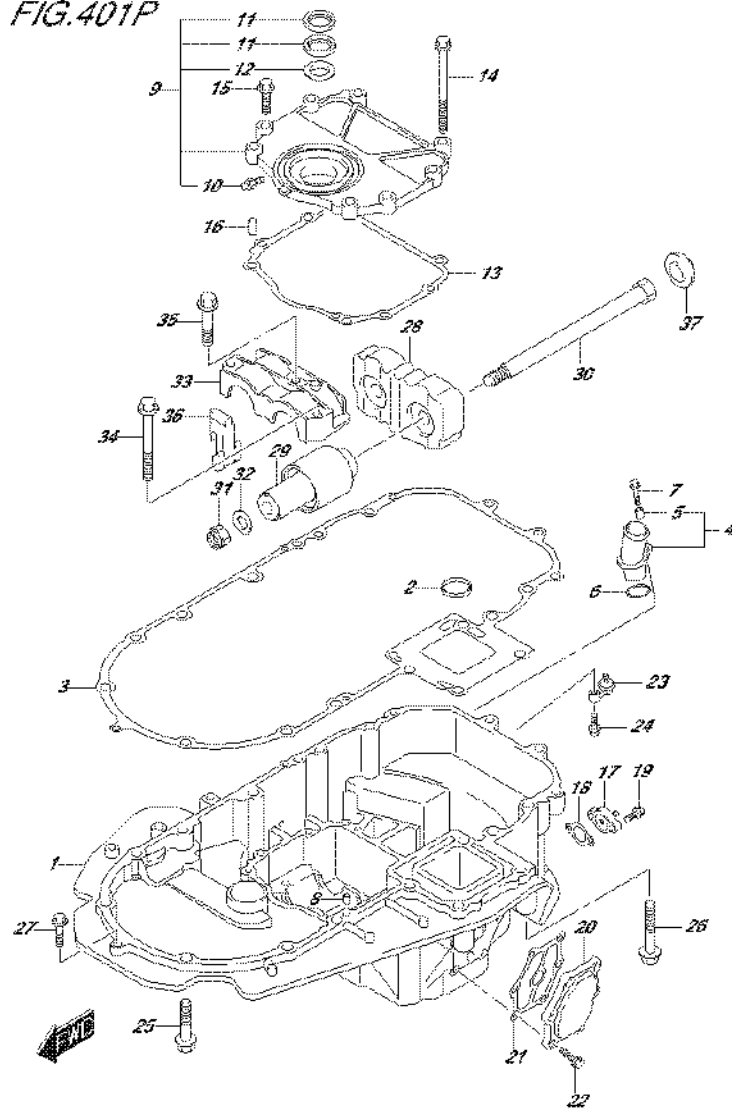
DF175_E01_016_401N
ENGINE HOLDER

FIG.401N (3-J-12) ENGINE HOLDER (DF175Z E01)

REF NO.	PART NO.	DESCRIPTION	Q'TY	REMARKS
31	09159-14026	NUT	2	
32	09160-15051	WASHER (15X24X3)	2	
33	54137-93J02	COVER, UPPER MOUNT	1	
34	09116-10135	BOLT (10X95)	1	
35	09116-10175	BOLT (10X50)	2	
36	54127-96J00	MOUNT, UPPER SIDE	2	
37	54122-96J00	SPACER, UPPER MOUNT THRUST	2	

DF175_E01_016

FIG.401P



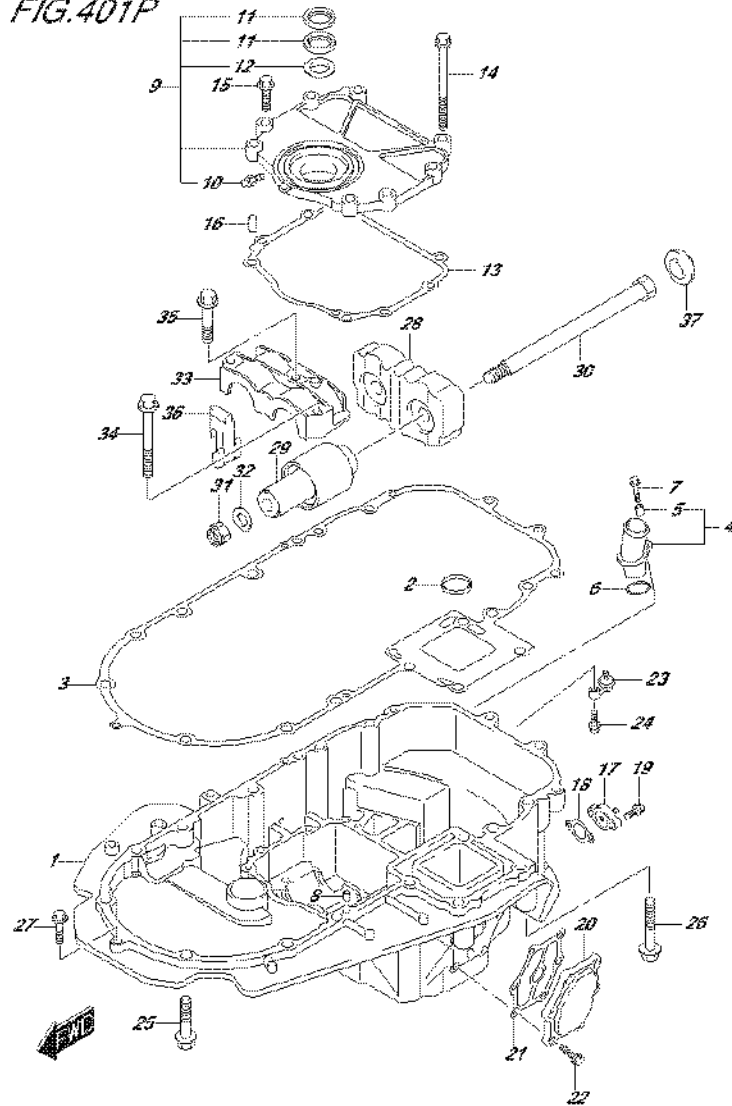
DF175_E01_016_401P
ENGINE HOLDER

FIG.401P (3-J-13) ENGINE HOLDER (DF175Z E40)

REF NO.	PART NO.	DESCRIPTION	Q'TY	REMARKS
1-1	51111-96J00-0EP	HOLDER, ENGINE (BLACK)	1	
1-2	51111-96J00-Y5S	HOLDER, ENGINE (WHITE)	1	
2	16519-93J00	SEAL, ENGINE HOLDER OIL	1	
3	51211-96J00	GASKET, ENGINE HOLDER	1	
4	51115-90J10	UNION, WATER RETURN	1	
5	09180-06289	.SPACER (6.5X10X11.5)	1	
6	09280-26006	O RING (D:3.1,ID:26.4)	1	
7	01550-06257	BOLT	1	
8	09206-08001	PIN (8X11)	2	
9	51120-96J02	COVER, MOUNT OIL SEAL	1	
10	22511-99011	.NIPPLE, GREASE	1	
11	51124-93J01	.OIL SEAL	2	
12	51125-93J00	.SCRAPER	1	
13	51123-96J01	GASKET, MOUNT OIL SEAL COVER	1	
14	09103-08109	BOLT (8X120)	1	
15	01550-0830A	BOLT	7	
16	09206-08001	PIN (8X11)	2	
17	51140-96J00	COVER, ENGINE HOLDER	1	
18	51142-96J00	GASKET, ENGINE HOLDER COVER	1	
19	01550-06207	BOLT	2	
20	51161-96J01	COVER, ENG HOLDER WATER JKT	1	
21	51162-96J00	GASKET, ENG HOLDER WTR JKT COV	1	
22	09103-06093	BOLT (6X20)	6	
23	51170-96J01	BRACKET, WATER INDICATOR	1	
24	09116-06121	BOLT (6X25)	1	
25	09116-10180	BOLT (10X50)	6	
26	09116-10137	BOLT (10X70)	2	
27	01550-08307	BOLT	1	
28	54121-96J01	MOUNT, UPPER THRUST	1	
29	54130-96J01	MOUNT, UPPER	2	
30	54112-96J01	BOLT, UPPER MOUNT (14X227)	2	

DF175_E01_016

FIG.401P



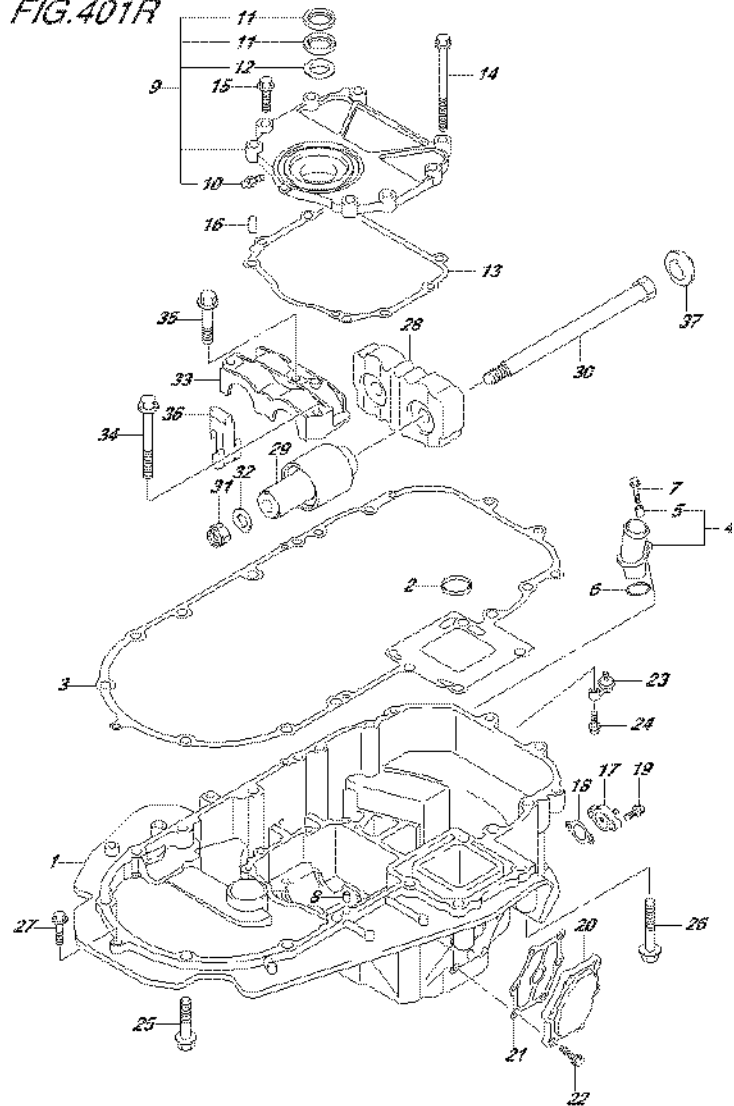
DF175_E01_016_401P
ENGINE HOLDER

FIG.401P (3-J-14) ENGINE HOLDER (DF175Z E40)

REF NO.	PART NO.	DESCRIPTION	Q'TY	REMARKS
31	09159-14026	NUT	2	
32	09160-15051	WASHER (15X24X3)	2	
33	54137-93J02	COVER, UPPER MOUNT	1	
34	09116-10135	BOLT (10X95)	1	
35	09116-10175	BOLT (10X50)	2	
36	54127-96J00	MOUNT, UPPER SIDE	2	
37	54122-96J00	SPACER, UPPER MOUNT THRUST	2	

DF175_E01_016

FIG.401R



DF175_E01_016_401R
ENGINE HOLDER

FIG.401R (3-J-15) ENGINE HOLDER (DF175ZG E01)

REF NO.	PART NO.	DESCRIPTION	Q'TY	REMARKS
1-1	51111-96J20-0EP	HOLDER, ENGINE (BLACK)	1	
1-2	51111-96J20-Y5S	HOLDER, ENGINE (WHITE)	1	
2	16519-93J00	SEAL, ENGINE HOLDER OIL	1	
3	51211-96J00	GASKET, ENGINE HOLDER	1	
4	51115-90J10	UNION, WATER RETURN	1	
5	09180-06289	.SPACER (6.5X10X11.5)	1	
6	09280-26006	O RING (D:3.1,ID:26.4)	1	
7	01550-06257	BOLT	1	
8	09206-08001	PIN (8X11)	2	
9	51120-96J02	COVER, MOUNT OIL SEAL	1	
10	22511-99011	.NIPPLE, GREASE	1	
11	51124-93J01	.OIL SEAL	2	
12	51125-93J00	.SCRAPER	1	
13	51123-96J01	GASKET, MOUNT OIL SEAL COVER	1	
14	09103-08109	BOLT (8X120)	1	
15	01550-0830A	BOLT	7	
16	09206-08001	PIN (8X11)	2	
17	51140-96J00	COVER, ENGINE HOLDER	1	
18	51142-96J00	GASKET, ENGINE HOLDER COVER	1	
19	01550-06207	BOLT	2	
20	51161-96J01	COVER, ENG HOLDER WATER JKT	1	
21	51162-96J00	GASKET, ENG HOLDER WTR JKT COV	1	
22	09103-06093	BOLT (6X20)	6	
23	51170-96J01	BRACKET, WATER INDICATOR	1	
24	09116-06121	BOLT (6X25)	1	
25	09116-10180	BOLT (10X50)	6	
26	09116-10137	BOLT (10X70)	2	
27	01550-08307	BOLT	1	
28	54121-96J01	MOUNT, UPPER THRUST	1	
29	54130-96J01	MOUNT, UPPER	2	
30	54112-96J01	BOLT, UPPER MOUNT (14X227)	2	

DF175_E01_016

FIG.401R

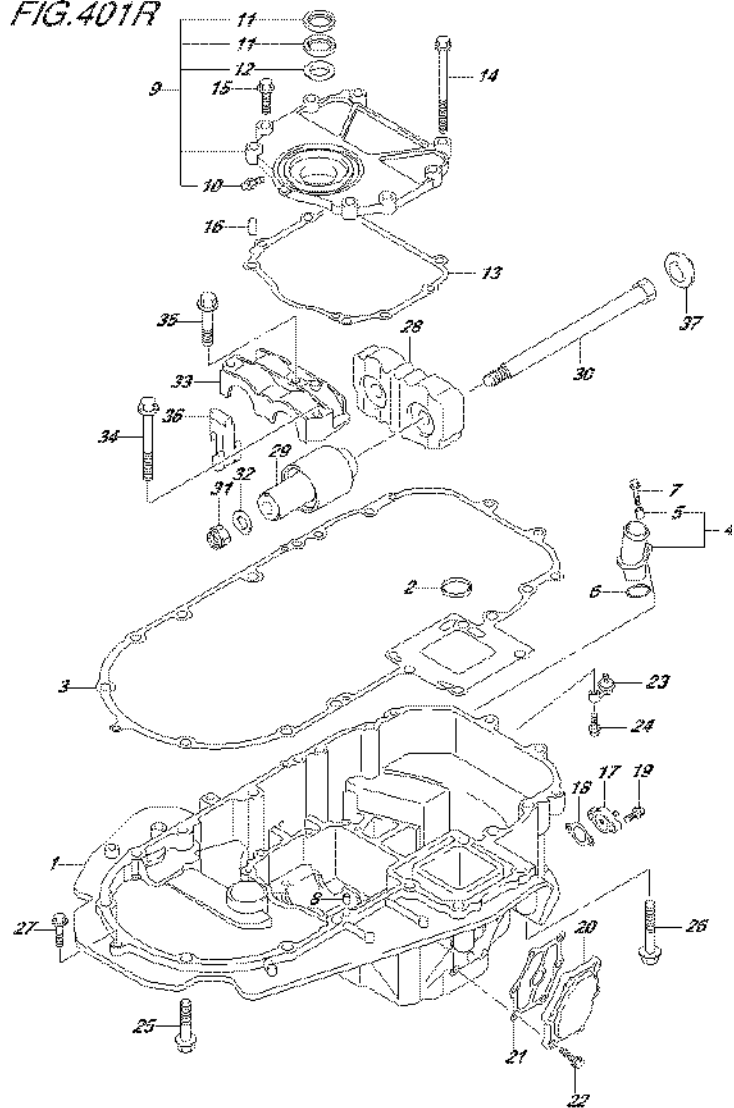
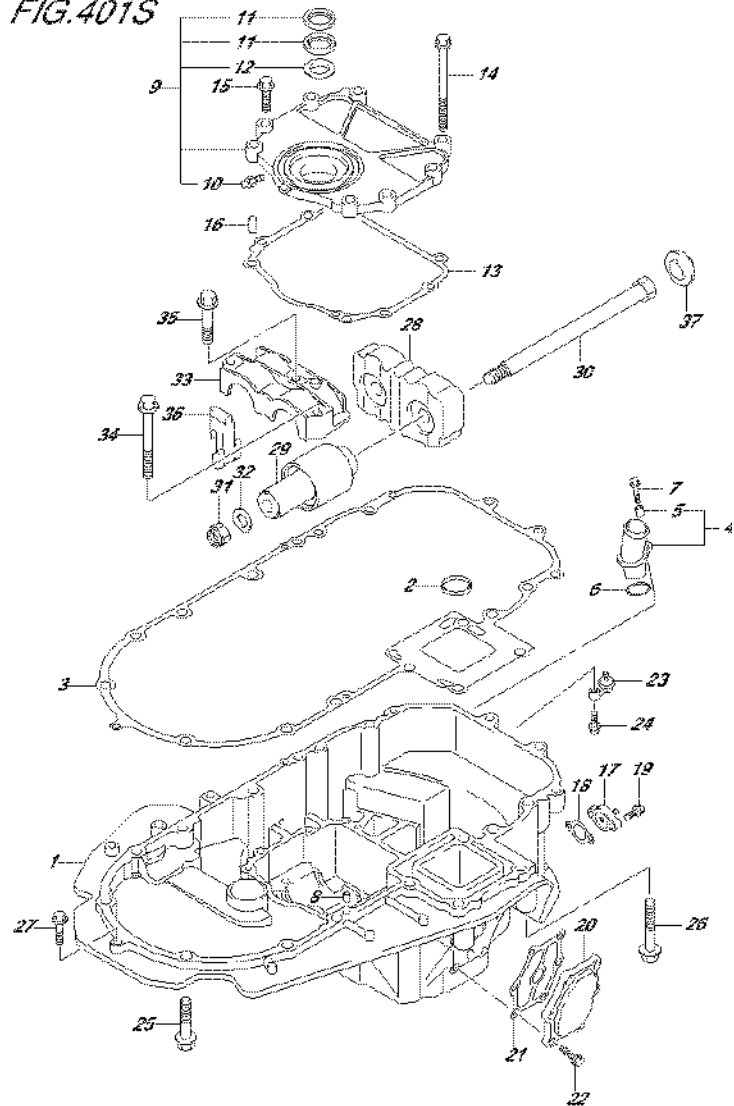


FIG.401R (3-K-2) ENGINE HOLDER (DF175ZG E01)

REF NO.	PART NO.	DESCRIPTION	Q'TY	REMARKS
31	09159-14026	NUT	2	
32	09160-15051	WASHER (15X24X3)	2	
33	54137-93J02	COVER, UPPER MOUNT	1	
34	09116-10135	BOLT (10X95)	1	
35	09116-10175	BOLT (10X50)	2	
36	54127-96J00	MOUNT, UPPER SIDE	2	
37	54122-96J00	SPACER, UPPER MOUNT THRUST	2	

FIG.401S



DF175_E01_016_401S
ENGINE HOLDER

FIG.401S (3-K-3) ENGINE HOLDER (DF175ZG E40)

REF NO.	PART NO.	DESCRIPTION	Q'TY	REMARKS
1-1	51111-96J20-0EP	HOLDER, ENGINE (BLACK)	1	
1-2	51111-96J20-Y5S	HOLDER, ENGINE (WHITE)	1	
2	16519-93J00	SEAL, ENGINE HOLDER OIL	1	
3	51211-96J00	GASKET, ENGINE HOLDER	1	
4	51115-90J10	UNION, WATER RETURN	1	
5	09180-06289	.SPACER (6.5X10X11.5)	1	
6	09280-26006	O RING (D:3.1,ID:26.4)	1	
7	01550-06257	BOLT	1	
8	09206-08001	PIN (8X11)	2	
9	51120-96J02	COVER, MOUNT OIL SEAL	1	
10	22511-99011	.NIPPLE, GREASE	1	
11	51124-93J01	.OIL SEAL	2	
12	51125-93J00	.SCRAPER	1	
13	51123-96J01	GASKET, MOUNT OIL SEAL COVER	1	
14	09103-08109	BOLT (8X120)	1	
15	01550-0830A	BOLT	7	
16	09206-08001	PIN (8X11)	2	
17	51140-96J00	COVER, ENGINE HOLDER	1	
18	51142-96J00	GASKET, ENGINE HOLDER COVER	1	
19	01550-06207	BOLT	2	
20	51161-96J01	COVER, ENG HOLDER WATER JKT	1	
21	51162-96J00	GASKET, ENG HOLDER WTR JKT COV	1	
22	09103-06093	BOLT (6X20)	6	
23	51170-96J01	BRACKET, WATER INDICATOR	1	
24	09116-06121	BOLT (6X25)	1	
25	09116-10180	BOLT (10X50)	6	
26	09116-10137	BOLT (10X70)	2	
27	01550-08307	BOLT	1	
28	54121-96J01	MOUNT, UPPER THRUST	1	
29	54130-96J01	MOUNT, UPPER	2	
30	54112-96J01	BOLT, UPPER MOUNT (14X227)	2	

FIG.401S

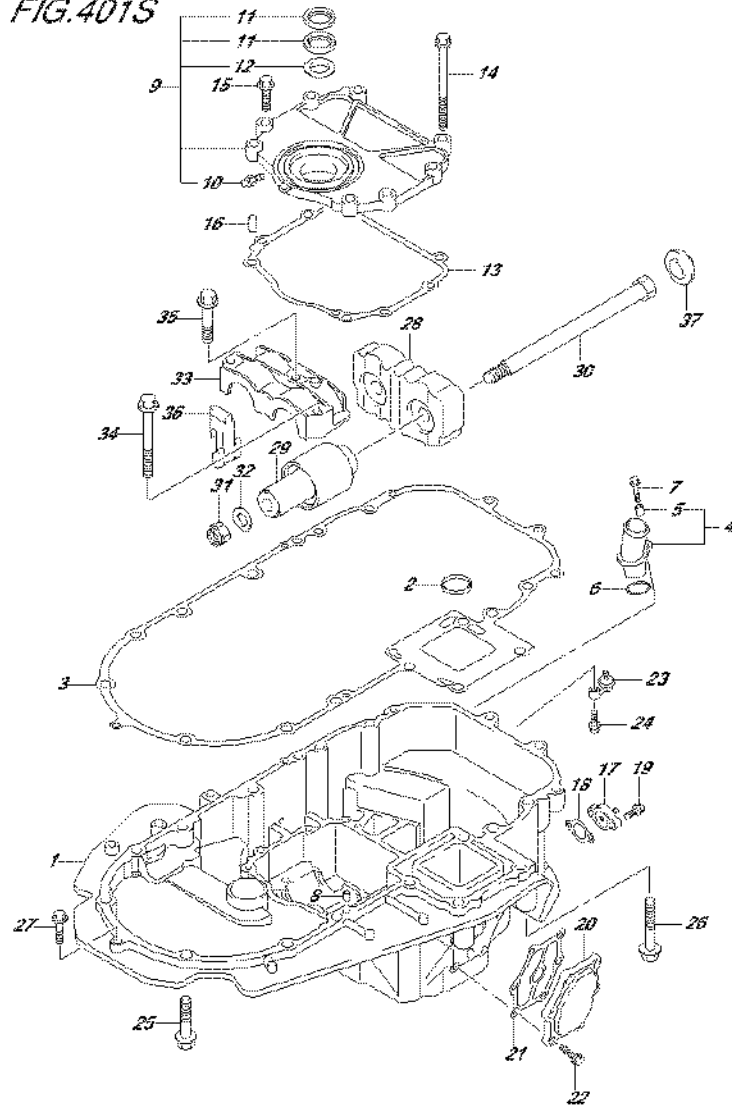
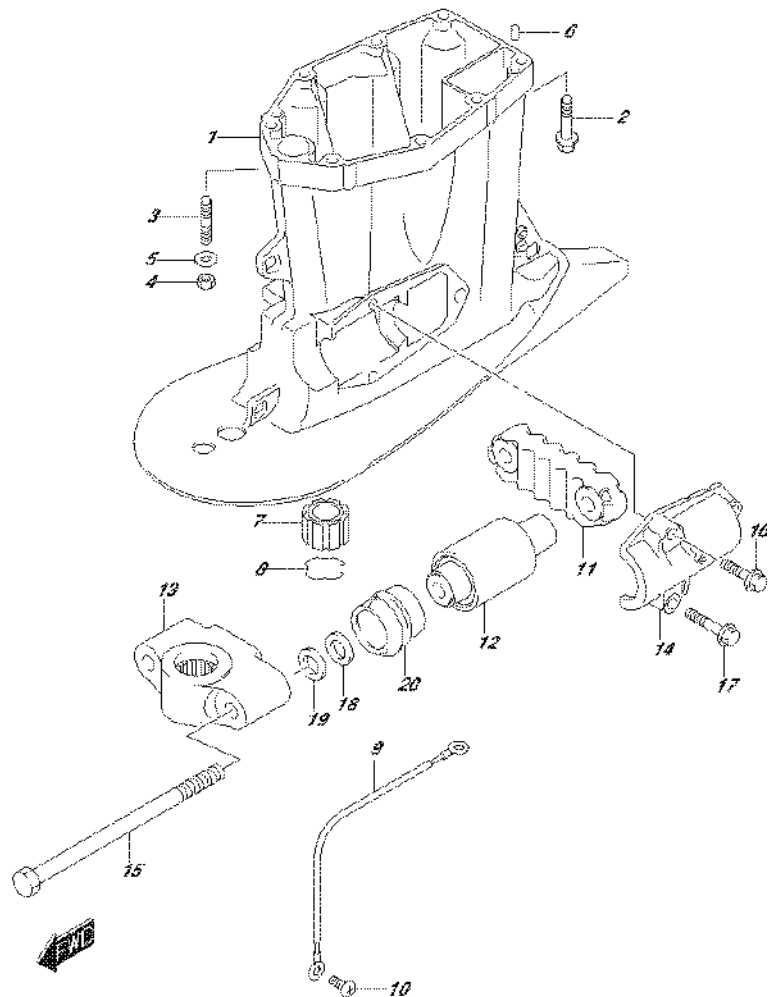


FIG.401S (3-K-4) ENGINE HOLDER (DF175ZG E40)

REF NO.	PART NO.	DESCRIPTION	Q'TY	REMARKS
31	09159-14026	NUT	2	
32	09160-15051	WASHER (15X24X3)	2	
33	54137-93J02	COVER, UPPER MOUNT	1	
34	09116-10135	BOLT (10X95)	1	
35	09116-10175	BOLT (10X50)	2	
36	54127-96J00	MOUNT, UPPER SIDE	2	
37	54122-96J00	SPACER, UPPER MOUNT THRUST	2	

FIG.405A



DF175_E01_016_405A
DRIVE SHAFT HOUSING

FIG.405A (3-K-5) DRIVE SHAFT HOUSING

REF NO.	PART NO.	DESCRIPTION	Q'TY	REMARKS
1-1	52111-96J00-0EP	HOUSING, DRIVE SHAFT (L) (BLACK)	1	W/TRANSOM(L)
1-2	52111-96J00-Y5S	HOUSING, DRIVE SHAFT (L) (WHITE)	1	W/TRANSOM(L)
1-3	52111-96J10-0EP	HOUSING, DRIVE SHAFT (X) (BLACK)	1	W/TRANSOM(X)
1-4	52111-96J10-Y5S	HOUSING, DRIVE SHAFT (X) (WHITE)	1	W/TRANSOM(X)
2-1	09116-10181	BOLT (10X44)	6	W/TRANSOM(L)
2-2	09116-10181	BOLT (10X44)	8	W/TRANSOM(X)
3	09108-10150	STUD BOLT	2	W/TRANSOM(L)
4	29141-93J20	NUT, DRIVE SFT HSG STUD (M10)	2	W/TRANSOM(L)
5	09160-10141	WASHER (10.5X19X2)	2	W/TRANSOM(L)
6	09202-08006	PIN (8X12)	2	
7	57130-87D10	BUSH, DRIVE SHAFT	1	W/TRANSOM(X)
8	09387-38002	RING	1	W/TRANSOM(X)
9	36895-87D10	LEAD (SWIVEL TO HSG)	1	
10	09125-06063	SCREW (6X10)	2	
11	54151-96J01	MOUNT, LOWER THRUST	1	
12	54160-96J01	MOUNT, LOWER	2	
13-1	54211-96J01-0EP	BRACKET, LOWER MOUNT (BLACK)	1	
13-2	54211-96J01-Y5S	BRACKET, LOWER MOUNT (WHITE)	1	
14	54221-96J00	COVER, LOWER MOUNT	2	
15	09100-14004	BOLT (14X220)	2	
16	09116-10182	BOLT (10X35)	2	
17	09116-10180	BOLT (10X50)	4	
18	09160-16050	WASHER (16X32X3)	2	
19	09160-16050	WASHER (16X32X3)	2	
20	54167-96J00	MOUNT, LOWER SIDE	2	

DF175_E01_016

FIG.407A

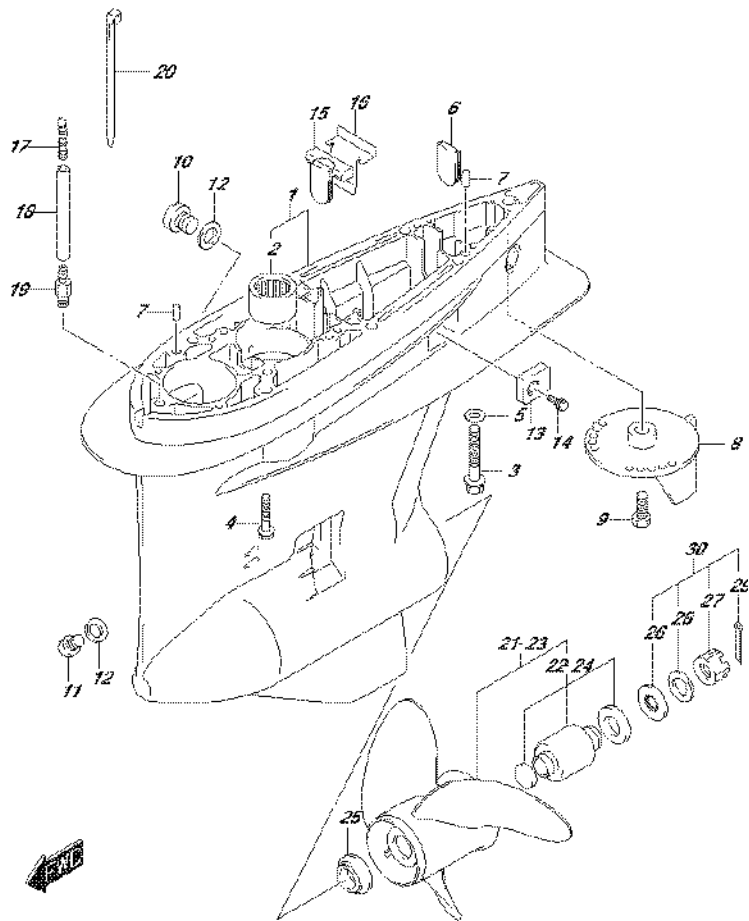


FIG.407A (3-K-6) GEAR CASE (DF150T E01)

REF NO.	PART NO.	DESCRIPTION	Q'TY	REMARKS
1-1	55110-93J20-0EP	CASE, GEAR (BLACK)	1	
1-2	55110-93J20-Y5S	CASE, GEAR (WHITE)	1	
2	09263-32017	.BEARING (32X48X30)	1	
3	09100-12052	BOLT (12X70)	1	
4	09116-10150	BOLT (10X55)	6	
5	09160-12066	WASHER (12.5X22X2.5)	1	
6	17566-87D11	GROMMET, GEAR CASE	1	
7	09202-08006	PIN (8X12)	2	
8-1	55125-98J00-0EP	TAB, TRIM (BLACK)	1	
8-2	55125-98J00-Y5S	TAB, TRIM (WHITE)	1	
9	09116-08137	BOLT (8X22)	1	
10	55128-93J10	PLUG, DRAIN	2	
11	55128-93L00	PLUG, DRAIN	1	BOTTOM PART
12	09168-10034	GASKET (9.5X16.5X2)	3	
13	55321-93J01	ZINC, PROTECTION	2	
14	09116-06236	BOLT (6X16)	2	
15	55332-87D11	RUBBER, EXHAUST SEAL	1	
16	55333-87D10	PLATE, EXHAUST SEAL	1	
17	55127-87D00	UNION, SPEEDOMETER HOSE	1	
18	09355-40805-600	HOSE (4X8X600)	1	L:600->50
19	09362-09008	UNION	1	
20	09407-10404	CLAMP (L:100)	2	
21-1	58200-93L00	PROPELLER (3X16X17)	1	OPT
21-2	58200-93L10	PROPELLER (3X16X18.5)	1	OPT
21-3	58200-93L20	PROPELLER (3X16X20)	1	OPT
21-4	58200-93L30	PROPELLER (3X16X21.5)	1	OPT
21-5	58200-93L40	PROPELLER (3X16X23)	1	OPT
21-6	58200-93L50	PROPELLER (3X16X24.5)	1	OPT
21-7	58200-93L60	PROPELLER (3X16X26)	1	OPT
21-8	58200-93L70	PROPELLER (3X16X27.5)	1	OPT
21-9	58200-93L80	PROPELLER (3X16X15)	1	OPT
21-10	58300-93J00	PROPELLER (4X15.25X18)	1	OPT
21-11	58300-93J10	PROPELLER (4X15.25X20)	1	OPT
21-12	58300-93J20	PROPELLER (4X15.25X22)	1	OPT

FIG.407A

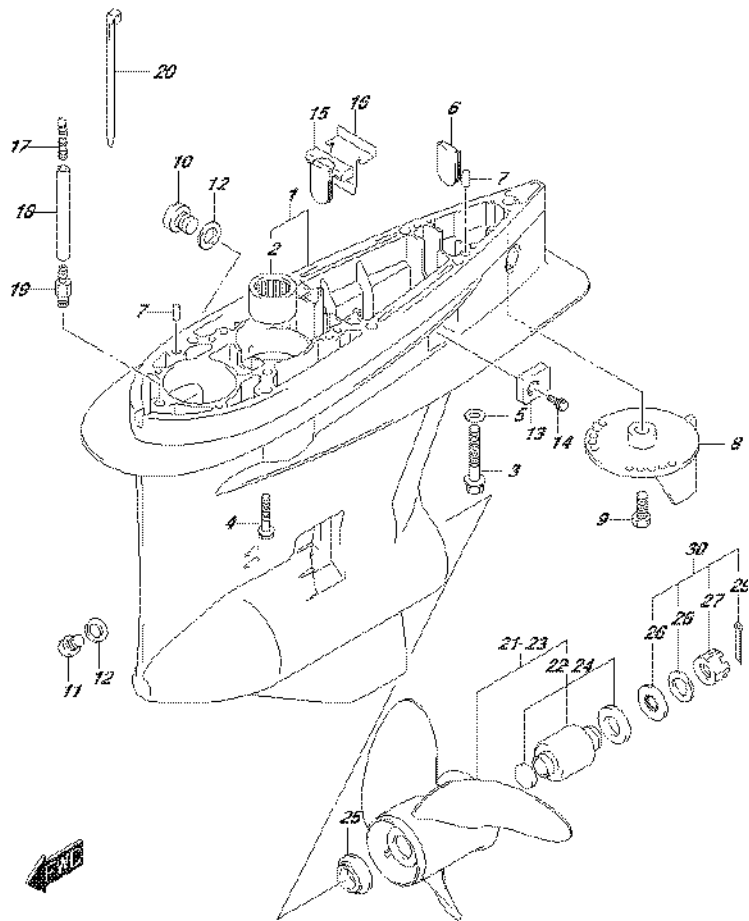


FIG.407A (3-K-7) GEAR CASE (DF150T E01)

REF NO.	PART NO.	DESCRIPTION	Q'TY	REMARKS
21-13	58300-93J30	PROPELLER (4X15.25X24)	1	OPT
21-14	58300-93J40	PROPELLER (4X15.25X26)	1	OPT
22	58105-93J10	.BUSH SET, PROPELLER	1	OPT
23-1	58200-96J00	PROPELLER (3X15.5X17)	1	
23-2	58200-96J10	PROPELLER (3X15.25X19)	1	
23-3	58200-96J20	PROPELLER (3X15X21)	1	
23-4	58200-96J30	PROPELLER (3X14.75X23)	1	
23-5	58200-96J40	PROPELLER (3X14.5X25)	1	OPT
23-6	58200-96J50	PROPELLER (3X14.5X27)	1	OPT
24	58105-93J10	.BUSH SET, PROPELLER	1	
25	57632-93L01	STOPPER, PROPELLER BUSH	1	
26	57633-87D30	SPACER, PROPELLER NUT	1	
27	09141-18005	NUT	1	
28	09160-18028	WASHER (18.5X31X1)	1	
29	09204-03003	COTTER PIN (D:3.6,L:25)	1	
30	57630-92E00	KIT, PROPELLER NUT	1	OPT
31	25700-93J00	KIT, GEAR CASE SEALING	1	OPT NOT ILLUSTRATED

FIG.407B

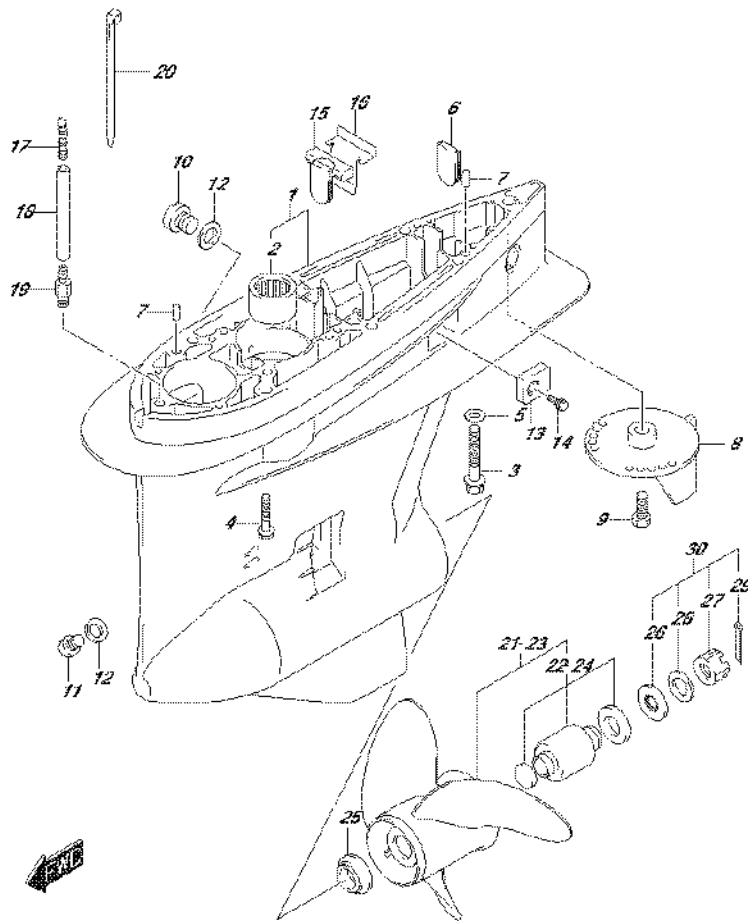


FIG.407B (3-K-8) GEAR CASE (DF150T E40)

REF NO.	PART NO.	DESCRIPTION	Q'TY	REMARKS
1-1	55110-93J20-0EP	CASE, GEAR (BLACK)	1	
1-2	55110-93J20-Y5S	CASE, GEAR (WHITE)	1	
2	09263-32017	.BEARING (32X48X30)	1	
3	09100-12052	BOLT (12X70)	1	
4	09116-10150	BOLT (10X55)	6	
5	09160-12066	WASHER (12.5X22X2.5)	1	
6	17566-87D11	GROMMET, GEAR CASE	1	
7	09202-08006	PIN (8X12)	2	
8-1	55125-98J00-0EP	TAB, TRIM (BLACK)	1	
8-2	55125-98J00-Y5S	TAB, TRIM (WHITE)	1	
9	09116-08137	BOLT (8X22)	1	
10	55128-93J10	PLUG, DRAIN	2	
11	55128-93L00	PLUG, DRAIN	1	BOTTOM PART
12	09168-10034	GASKET (9.5X16.5X2)	3	
13	55321-93J01	ZINC, PROTECTION	2	
14	09116-06236	BOLT (6X16)	2	
15	55332-87D11	RUBBER, EXHAUST SEAL	1	
16	55333-87D10	PLATE, EXHAUST SEAL	1	
17	55127-87D00	UNION, SPEEDOMETER HOSE	1	
18	09355-40805-600	HOSE (4X8X600)	1	L:600->50
19	09362-09008	UNION	1	
20	09407-10404	CLAMP (L:100)	2	
21-1	58200-93L00	PROPELLER (3X16X17)	1	OPT
21-2	58200-93L10	PROPELLER (3X16X18.5)	1	OPT
21-3	58200-93L20	PROPELLER (3X16X20)	1	OPT
21-4	58200-93L30	PROPELLER (3X16X21.5)	1	OPT
21-5	58200-93L40	PROPELLER (3X16X23)	1	OPT
21-6	58200-93L50	PROPELLER (3X16X24.5)	1	OPT
21-7	58200-93L60	PROPELLER (3X16X26)	1	OPT
21-8	58200-93L70	PROPELLER (3X16X27.5)	1	OPT
21-9	58200-93L80	PROPELLER (3X16X15)	1	OPT
21-10	58300-93J00	PROPELLER (4X15.25X18)	1	OPT
21-11	58300-93J10	PROPELLER (4X15.25X20)	1	OPT
21-12	58300-93J20	PROPELLER (4X15.25X22)	1	OPT

FIG.407B

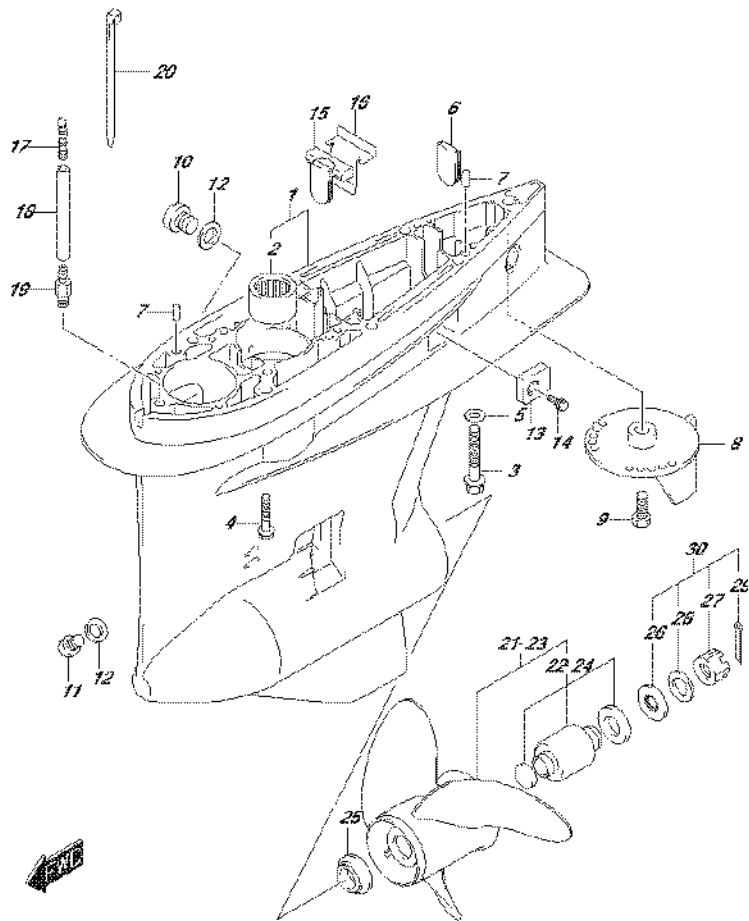


FIG.407B (3-K-9) GEAR CASE (DF150T E40)

REF NO.	PART NO.	DESCRIPTION	Q'TY	REMARKS
21-13	58300-93J30	PROPELLER (4X15.25X24)	1	OPT
21-14	58300-93J40	PROPELLER (4X15.25X26)	1	OPT
22	58105-93J10	.BUSH SET, PROPELLER	1	OPT
23-1	58200-96J00	PROPELLER (3X15.5X17)	1	
23-2	58200-96J10	PROPELLER (3X15.25X19)	1	
23-3	58200-96J20	PROPELLER (3X15X21)	1	
23-4	58200-96J30	PROPELLER (3X14.75X23)	1	
23-5	58200-96J40	PROPELLER (3X14.5X25)	1	OPT
23-6	58200-96J50	PROPELLER (3X14.5X27)	1	OPT
24	58105-93J10	.BUSH SET, PROPELLER	1	
25	57632-93L01	STOPPER, PROPELLER BUSH	1	
26	57633-87D30	SPACER, PROPELLER NUT	1	
27	09141-18005	NUT	1	
28	09160-18028	WASHER (18.5X31X1)	1	
29	09204-03003	COTTER PIN (D:3.6,L:25)	1	
30	57630-92E00	KIT, PROPELLER NUT	1	OPT
31	25700-93J00	KIT, GEAR CASE SEALING	1	OPT NOT ILLUSTRATED

FIG.407C

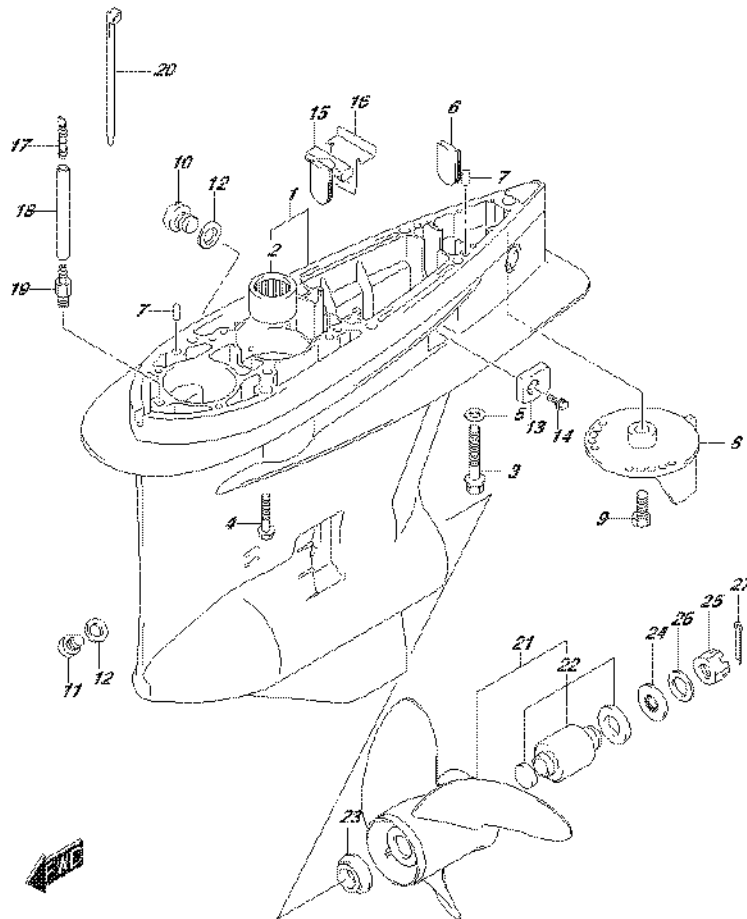


FIG.407C (3-K-10) GEAR CASE (DF150TG E01)

REF NO.	PART NO.	DESCRIPTION	Q'TY	REMARKS
1-1	55110-93J20-0EP	CASE, GEAR (BLACK)	1	
1-2	55110-93J20-Y5S	CASE, GEAR (WHITE)	1	
2	09263-32017	.BEARING (32X48X30)	1	
3	09100-12052	BOLT (12X70)	1	
4	09116-10150	BOLT (10X55)	6	
5	09160-12066	WASHER (12.5X22X2.5)	1	
6	17566-87D11	GROMMET, GEAR CASE	1	
7	09202-08006	PIN (8X12)	2	
8-1	55125-98J00-0EP	TAB, TRIM (BLACK)	1	
8-2	55125-98J00-Y5S	TAB, TRIM (WHITE)	1	
9	09116-08137	BOLT (8X22)	1	
10	55128-93J10	PLUG, DRAIN	2	
11	55128-93L00	PLUG, DRAIN	1	BOTTOM PART
12	09168-10034	GASKET (9.5X16.5X2)	3	
13	55321-93J01	ZINC, PROTECTION	2	
14	09116-06236	BOLT (6X16)	2	
15	55332-87D11	RUBBER, EXHAUST SEAL	1	
16	55333-87D10	PLATE, EXHAUST SEAL	1	
17	55127-87D00	UNION, SPEEDOMETER HOSE	1	
18	09355-40805-600	HOSE (4X8X600)	1	L:600->50
19	09362-09008	UNION	1	
20	09407-10404	CLAMP (L:100)	2	
21-1	58200-96J00	PROPELLER (3X15.5X17)	1	
21-2	58200-96J10	PROPELLER (3X15.25X19)	1	
21-3	58200-96J20	PROPELLER (3X15X21)	1	
21-4	58200-96J30	PROPELLER (3X14.75X23)	1	
22	58105-93J10	.BUSH SET, PROPELLER	1	
23	57632-93L01	STOPPER, PROPELLER BUSH	1	
24	57633-87D30	SPACER, PROPELLER NUT	1	
25	09141-18005	NUT	1	
26	09160-18028	WASHER (18.5X31X1)	1	
27	09204-03003	COTTER PIN (D:3.6,L:25)	1	
28	25700-93J00	KIT, GEAR CASE SEALING	1	OPT NOT ILLUSTRATED

FIG.407D

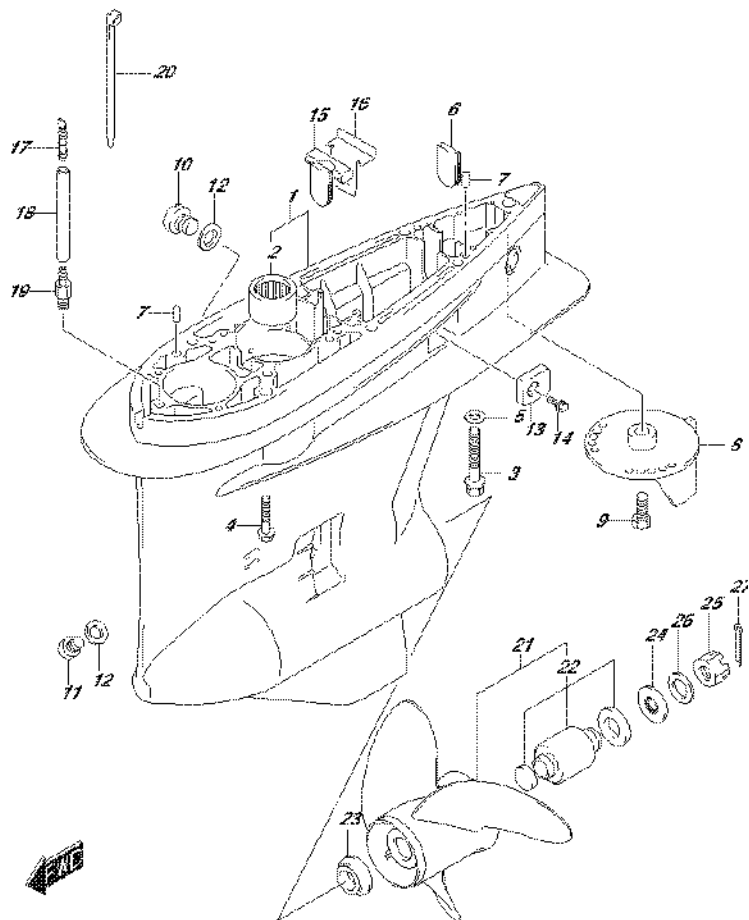


FIG.407D (3-K-11) GEAR CASE (DF150TG E40)

REF NO.	PART NO.	DESCRIPTION	Q'TY	REMARKS
1-1	55110-93J20-0EP	CASE, GEAR (BLACK)	1	
1-2	55110-93J20-Y5S	CASE, GEAR (WHITE)	1	
2	09263-32017	.BEARING (32X48X30)	1	
3	09100-12052	BOLT (12X70)	1	
4	09116-10150	BOLT (10X55)	6	
5	09160-12066	WASHER (12.5X22X2.5)	1	
6	17566-87D11	GROMMET, GEAR CASE	1	
7	09202-08006	PIN (8X12)	2	
8-1	55125-98J00-0EP	TAB, TRIM (BLACK)	1	
8-2	55125-98J00-Y5S	TAB, TRIM (WHITE)	1	
9	09116-08137	BOLT (8X22)	1	
10	55128-93J10	PLUG, DRAIN	2	
11	55128-93L00	PLUG, DRAIN	1	BOTTOM PART
12	09168-10034	GASKET (9.5X16.5X2)	3	
13	55321-93J01	ZINC, PROTECTION	2	
14	09116-06236	BOLT (6X16)	2	
15	55332-87D11	RUBBER, EXHAUST SEAL	1	
16	55333-87D10	PLATE, EXHAUST SEAL	1	
17	55127-87D00	UNION, SPEEDOMETER HOSE	1	
18	09355-40805-600	HOSE (4X8X600)	1	L:600->50
19	09362-09008	UNION	1	
20	09407-10404	CLAMP (L:100)	2	
21-1	58200-96J00	PROPELLER (3X15.5X17)	1	
21-2	58200-96J10	PROPELLER (3X15.25X19)	1	
21-3	58200-96J20	PROPELLER (3X15X21)	1	
21-4	58200-96J30	PROPELLER (3X14.75X23)	1	
22	58105-93J10	.BUSH SET, PROPELLER	1	
23	57632-93L01	STOPPER, PROPELLER BUSH	1	
24	57633-87D30	SPACER, PROPELLER NUT	1	
25	09141-18005	NUT	1	
26	09160-18028	WASHER (18.5X31X1)	1	
27	09204-03003	COTTER PIN (D:3.6,L:25)	1	
28	25700-93J00	KIT, GEAR CASE SEALING	1	OPT NOT ILLUSTRATED

FIG.407E

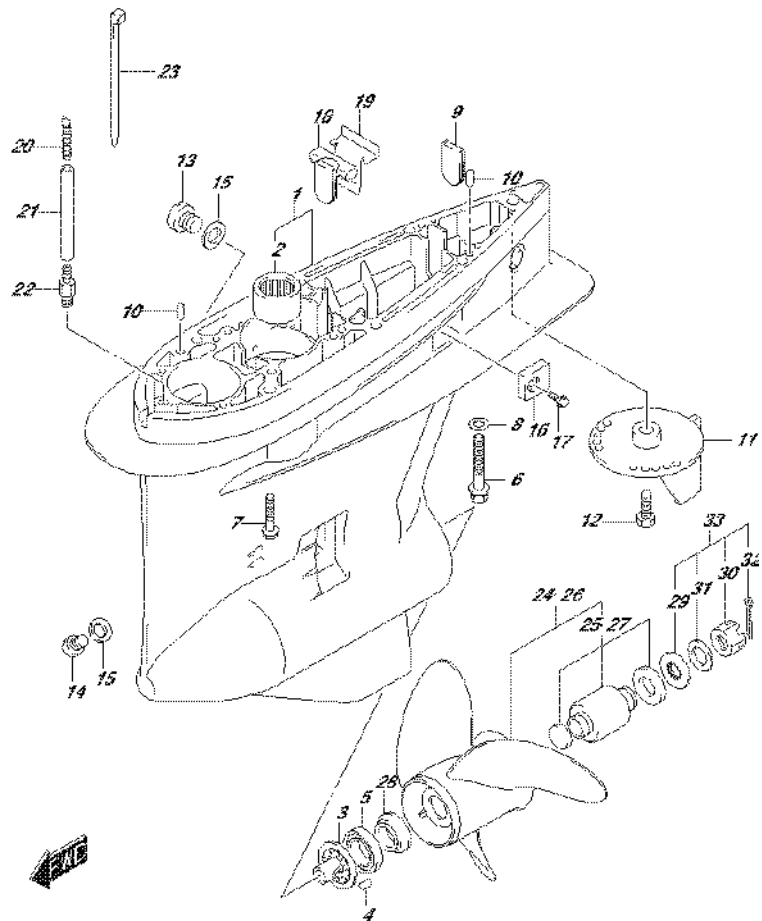
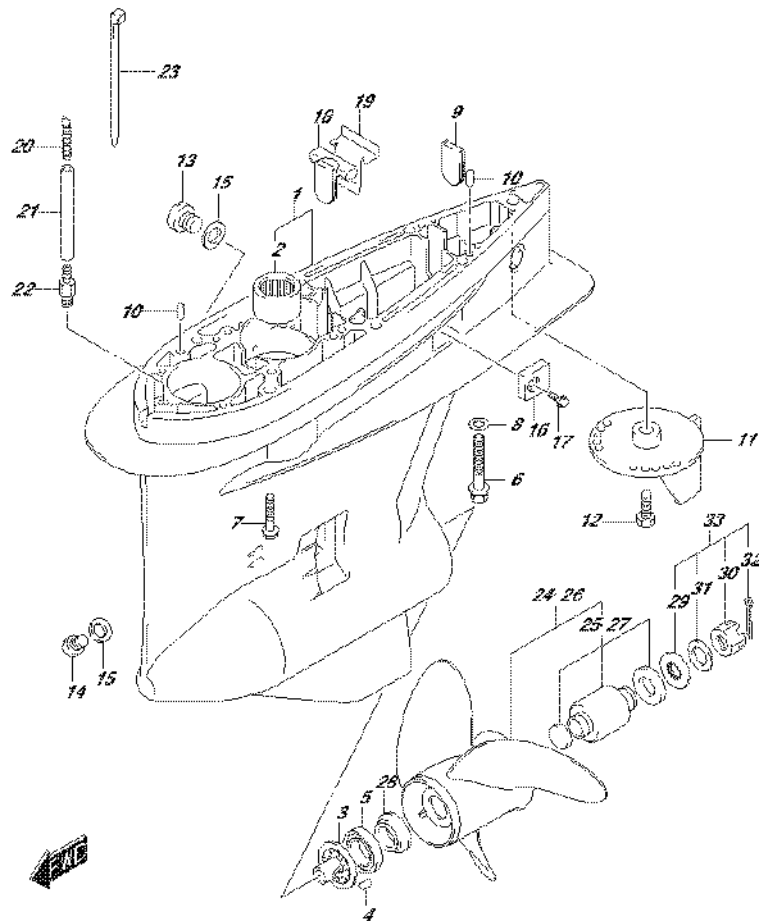


FIG.407E (3-K-12) GEAR CASE (DF150Z E01)

REF NO.	PART NO.	DESCRIPTION	Q'TY	REMARKS
1-1	55110-93J30-0EP	CASE, GEAR (BLACK)	1	
1-2	55110-93J30-Y5S	CASE, GEAR (WHITE)	1	
2	09263-32017	.BEARING (32X48X30)	1	
3	56145-93J00	.HOUSING, SHIFT CAM	1	
4	04221-08129	.PIN	1	
5	09265-50002	.BEARING (50X90X21.75)	1	
6	09100-12052	BOLT (12X70)	1	
7	09116-10150	BOLT (10X55)	6	
8	09160-12066	WASHER (12.5X22X2.5)	1	
9	17566-87D11	GROMMET, GEAR CASE	1	
10	09202-08006	PIN (8X12)	2	
11-1	55125-98J00-0EP	TAB, TRIM (BLACK)	1	
11-2	55125-98J00-Y5S	TAB, TRIM (WHITE)	1	
12	09116-08137	BOLT (8X22)	1	
13	55128-93J10	PLUG, DRAIN	2	
14	55128-93L00	PLUG, DRAIN	1	BOTTOM PART
15	09168-10034	GASKET (9.5X16.5X2)	3	
16	55321-93J01	ZINC, PROTECTION	2	
17	09116-06236	BOLT (6X16)	2	
18	55332-87D11	RUBBER, EXHAUST SEAL	1	
19	55333-87D10	PLATE, EXHAUST SEAL	1	
20	55127-87D00	UNION, SPEEDOMETER HOSE	1	
21	09355-40805-600	HOSE (4X8X600)	1	L:600->50
22	09362-09008	UNION	1	
23	09407-10404	CLAMP (L:100)	2	
24-1	58200-93LA0	PROPELLER (3X16X18.5)	1	OPT
24-2	58200-93LB0	PROPELLER (3X16X20)	1	OPT
24-3	58200-93LC0	PROPELLER (3X16X21.5)	1	OPT
24-4	58200-93LD0	PROPELLER (3X16X23)	1	OPT
24-5	58200-93LE0	PROPELLER (3X16X17)	1	OPT
24-6	58200-93LF0	PROPELLER (3X16X24.5)	1	OPT
24-7	58200-93LG0	PROPELLER (3X16X26)	1	OPT
24-8	58300-93JA0	PROPELLER (4X15.25X20)	1	OPT
24-9	58300-93JB0	PROPELLER (4X15.25X22)	1	OPT

FIG.407E



DF175_E01_016_407E
GEAR CASE

FIG.407E (3-K-13) GEAR CASE (DF150Z E01)

REF NO.	PART NO.	DESCRIPTION	Q'TY	REMARKS
24-10	58300-93JC0	PROPELLER (4X15.25X24)	1	OPT
24-11	58300-93JD0	PROPELLER (4X15.25X26)	1	OPT
25	58105-93J10	.BUSH SET, PROPELLER	1	OPT
26-1	58200-96JB0	PROPELLER (3X15.25X19)	1	
26-2	58200-96JC0	PROPELLER (3X15X21)	1	
26-3	58200-96JD0	PROPELLER (3X14.75X23)	1	
26-4	58200-96JA0	PROPELLER (3X15.5X17)	1	OPT
26-5	58200-96JE0	PROPELLER (3X14.5X25)	1	OPT
26-6	58200-96JF0	PROPELLER (3X14.5X27)	1	OPT
27	58105-93J10	.BUSH SET, PROPELLER	1	
28	57632-93L01	STOPPER, PROPELLER BUSH	1	
29	57633-87D30	SPACER, PROPELLER NUT	1	
30	09141-18005	NUT	1	
31	09160-18028	WASHER (18.5X31X1)	1	
32	09204-03003	COTTER PIN (D:3.6,L:25)	1	
33	57630-92E00	KIT, PROPELLER NUT	1	OPT
34	25700-93J00	KIT, GEAR CASE SEALING	1	OPT NOT ILLUSTRATED

DF175_E01_016

FIG.407F

FIG.407F (3-K-14) GEAR CASE (DF150Z E40)

REF NO.	PART NO.	DESCRIPTION	Q'TY	REMARKS
1-1	55110-93J30-0EP	CASE, GEAR (BLACK)	1	
1-2	55110-93J30-Y5S	CASE, GEAR (WHITE)	1	
2	09263-32017	.BEARING (32X48X30)	1	
3	56145-93J00	.HOUSING, SHIFT CAM	1	
4	04221-08129	.PIN	1	
5	09265-50002	.BEARING (50X90X21.75)	1	
6	09100-12052	BOLT (12X70)	1	
7	09116-10150	BOLT (10X55)	6	
8	09160-12066	WASHER (12.5X22X2.5)	1	
9	17566-87D11	GROMMET, GEAR CASE	1	
10	09202-08006	PIN (8X12)	2	
11-1	55125-98J00-0EP	TAB, TRIM (BLACK)	1	
11-2	55125-98J00-Y5S	TAB, TRIM (WHITE)	1	
12	09116-08137	BOLT (8X22)	1	
13	55128-93J10	PLUG, DRAIN	2	
14	55128-93L00	PLUG, DRAIN	1	BOTTOM PART
15	09168-10034	GASKET (9.5X16.5X2)	3	
16	55321-93J01	ZINC, PROTECTION	2	
17	09116-06236	BOLT (6X16)	2	
18	55332-87D11	RUBBER, EXHAUST SEAL	1	
19	55333-87D10	PLATE, EXHAUST SEAL	1	
20	55127-87D00	UNION, SPEEDOMETER HOSE	1	
21	09355-40805-600	HOSE (4X8X600)	1	L:600->50
22	09362-09008	UNION	1	
23	09407-10404	CLAMP (L:100)	2	
24-1	58200-93LA0	PROPELLER (3X16X18.5)	1	OPT
24-2	58200-93LB0	PROPELLER (3X16X20)	1	OPT
24-3	58200-93LC0	PROPELLER (3X16X21.5)	1	OPT
24-4	58200-93LD0	PROPELLER (3X16X23)	1	OPT
24-5	58200-93LE0	PROPELLER (3X16X17)	1	OPT
24-6	58200-93LF0	PROPELLER (3X16X24.5)	1	OPT
24-7	58200-93LG0	PROPELLER (3X16X26)	1	OPT
24-8	58300-93JA0	PROPELLER (4X15.25X20)	1	OPT
24-9	58300-93JB0	PROPELLER (4X15.25X22)	1	OPT

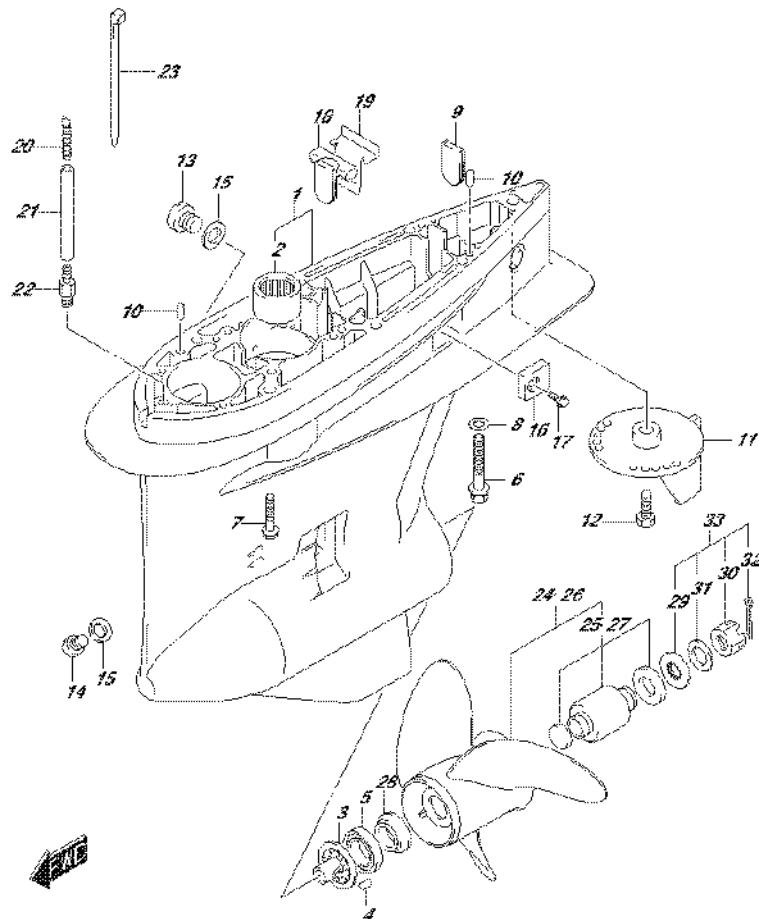


FIG.407F

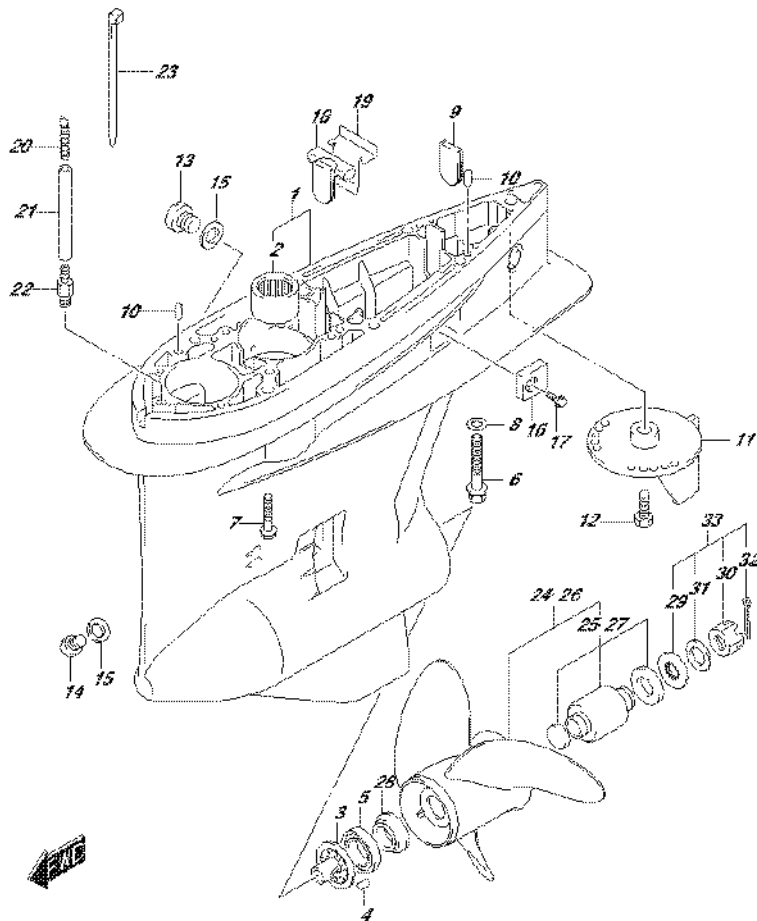


FIG.407F (3-K-15) GEAR CASE (DF150Z E40)

REF NO.	PART NO.	DESCRIPTION	Q'TY	REMARKS
24-10	58300-93JC0	PROPELLER (4X15.25X24)	1	OPT
24-11	58300-93JD0	PROPELLER (4X15.25X26)	1	OPT
25	58105-93J10	.BUSH SET, PROPELLER	1	OPT
26-1	58200-96JB0	PROPELLER (3X15.25X19)	1	
26-2	58200-96JC0	PROPELLER (3X15X21)	1	
26-3	58200-96JD0	PROPELLER (3X14.75X23)	1	
26-4	58200-96JA0	PROPELLER (3X15.5X17)	1	OPT
26-5	58200-96JE0	PROPELLER (3X14.5X25)	1	OPT
26-6	58200-96JF0	PROPELLER (3X14.5X27)	1	OPT
27	58105-93J10	.BUSH SET, PROPELLER	1	
28	57632-93L01	STOPPER, PROPELLER BUSH	1	
29	57633-87D30	SPACER, PROPELLER NUT	1	
30	09141-18005	NUT	1	
31	09160-18028	WASHER (18.5X31X1)	1	
32	09204-03003	COTTER PIN (D:3.6,L:25)	1	
33	57630-92E00	KIT, PROPELLER NUT	1	OPT
34	25700-93J00	KIT, GEAR CASE SEALING	1	OPT NOT ILLUSTRATED

FIG.407G

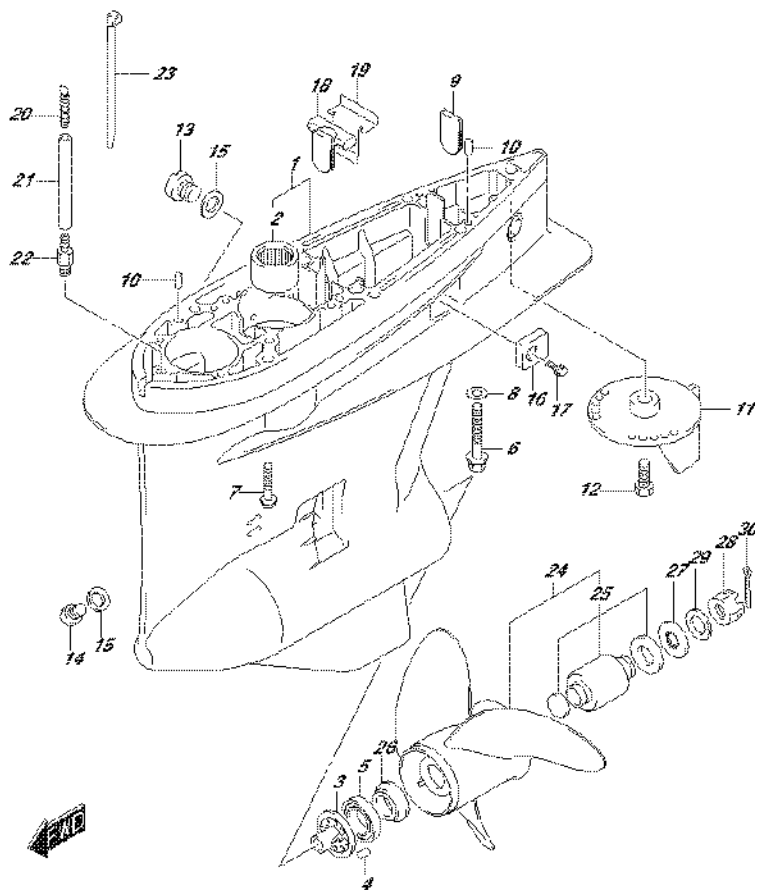


FIG.407G (3-L-2) GEAR CASE (DF150ZG E01)

REF NO.	PART NO.	DESCRIPTION	Q'TY	REMARKS
1-1	55110-93J30-0EP	CASE, GEAR (BLACK)	1	
1-2	55110-93J30-Y5S	CASE, GEAR (WHITE)	1	
2	09263-32017	.BEARING (32X48X30)	1	
3	56145-93J00	.HOUSING, SHIFT CAM	1	
4	04221-08129	.PIN	1	
5	09265-50002	.BEARING (50X90X21.75)	1	
6	09100-12052	BOLT (12X70)	1	
7	09116-10150	BOLT (10X55)	6	
8	09160-12066	WASHER (12.5X22X2.5)	1	
9	17566-87D11	GROMMET, GEAR CASE	1	
10	09202-08006	PIN (8X12)	2	
11-1	55125-98J00-0EP	TAB, TRIM (BLACK)	1	
11-2	55125-98J00-Y5S	TAB, TRIM (WHITE)	1	
12	09116-08137	BOLT (8X22)	1	
13	55128-93J10	PLUG, DRAIN	2	
14	55128-93L00	PLUG, DRAIN	1	BOTTOM PART
15	09168-10034	GASKET (9.5X16.5X2)	3	
16	55321-93J01	ZINC, PROTECTION	2	
17	09116-06236	BOLT (6X16)	2	
18	55332-87D11	RUBBER, EXHAUST SEAL	1	
19	55333-87D10	PLATE, EXHAUST SEAL	1	
20	55127-87D00	UNION, SPEEDOMETER HOSE	1	
21	09355-40805-600	HOSE (4X8X600)	1	L:600->50
22	09362-09008	UNION	1	
23	09407-10404	CLAMP (L:100)	2	
24-1	58200-96JB0	PROPELLER (3X15.25X19)	1	
24-2	58200-96JC0	PROPELLER (3X15X21)	1	
24-3	58200-96JD0	PROPELLER (3X14.75X23)	1	
25	58105-93J10	.BUSH SET, PROPELLER	1	
26	57632-93L01	STOPPER, PROPELLER BUSH	1	
27	57633-87D30	SPACER, PROPELLER NUT	1	
28	09141-18005	NUT	1	

FIG.407G

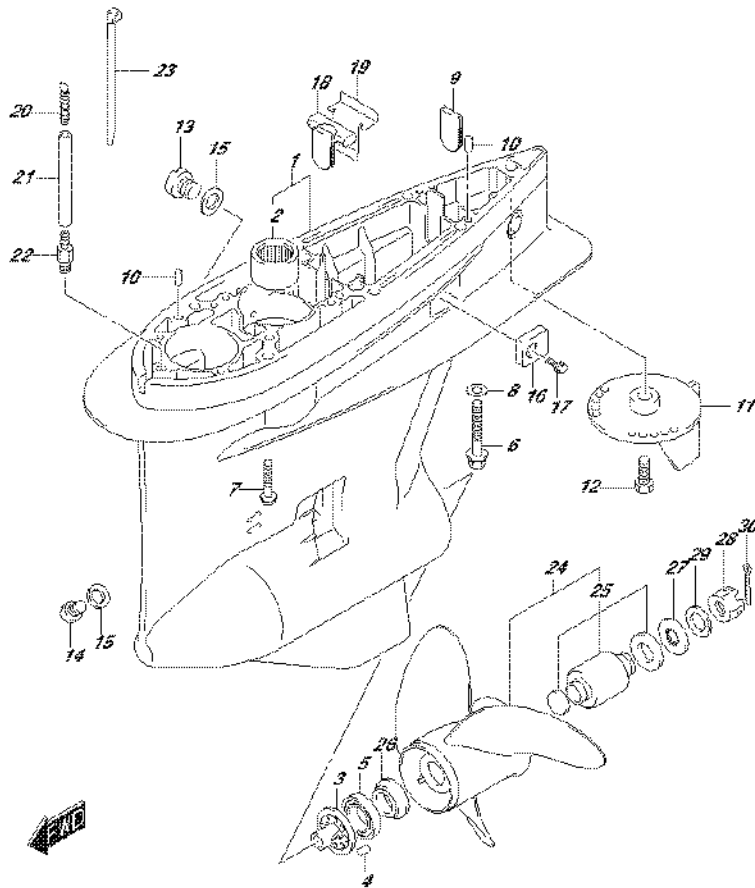


FIG.407G (3-L-3) GEAR CASE (DF150ZG E01)

REF NO.	PART NO.	DESCRIPTION	Q'TY	REMARKS
29	09160-18028	WASHER (18.5X31X1)	1	
30	09204-03003	COTTER PIN (D:3.6,L:25)	1	
31	25700-93J00	KIT, GEAR CASE SEALING	1	OPT NOT ILLUSTRATED

FIG.407H

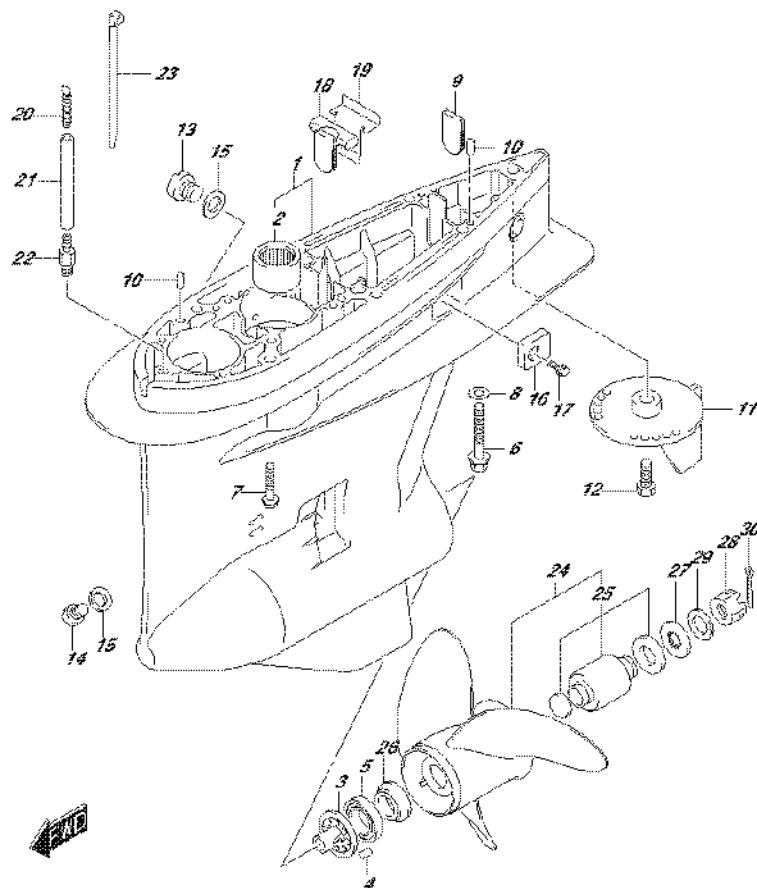


FIG.407H (3-L-4) GEAR CASE (DF150ZG E40)

REF NO.	PART NO.	DESCRIPTION	Q'TY	REMARKS
1-1	55110-93J30-0EP	CASE, GEAR (BLACK)	1	
1-2	55110-93J30-Y5S	CASE, GEAR (WHITE)	1	
2	09263-32017	.BEARING (32X48X30)	1	
3	56145-93J00	.HOUSING, SHIFT CAM	1	
4	04221-08129	.PIN	1	
5	09265-50002	.BEARING (50X90X21.75)	1	
6	09100-12052	BOLT (12X70)	1	
7	09116-10150	BOLT (10X55)	6	
8	09160-12066	WASHER (12.5X22X2.5)	1	
9	17566-87D11	GROMMET, GEAR CASE	1	
10	09202-08006	PIN (8X12)	2	
11-1	55125-98J00-0EP	TAB, TRIM (BLACK)	1	
11-2	55125-98J00-Y5S	TAB, TRIM (WHITE)	1	
12	09116-08137	BOLT (8X22)	1	
13	55128-93J10	PLUG, DRAIN	2	
14	55128-93L00	PLUG, DRAIN	1	BOTTOM PART
15	09168-10034	GASKET (9.5X16.5X2)	3	
16	55321-93J01	ZINC, PROTECTION	2	
17	09116-06236	BOLT (6X16)	2	
18	55332-87D11	RUBBER, EXHAUST SEAL	1	
19	55333-87D10	PLATE, EXHAUST SEAL	1	
20	55127-87D00	UNION, SPEEDOMETER HOSE	1	
21	09355-40805-600	HOSE (4X8X600)	1	L:600->50
22	09362-09008	UNION	1	
23	09407-10404	CLAMP (L:100)	2	
24-1	58200-96JB0	PROPELLER (3X15.25X19)	1	
24-2	58200-96JC0	PROPELLER (3X15X21)	1	
24-3	58200-96JD0	PROPELLER (3X14.75X23)	1	
25	58105-93J10	.BUSH SET, PROPELLER	1	
26	57632-93L01	STOPPER, PROPELLER BUSH	1	
27	57633-87D30	SPACER, PROPELLER NUT	1	
28	09141-18005	NUT	1	

FIG.407H

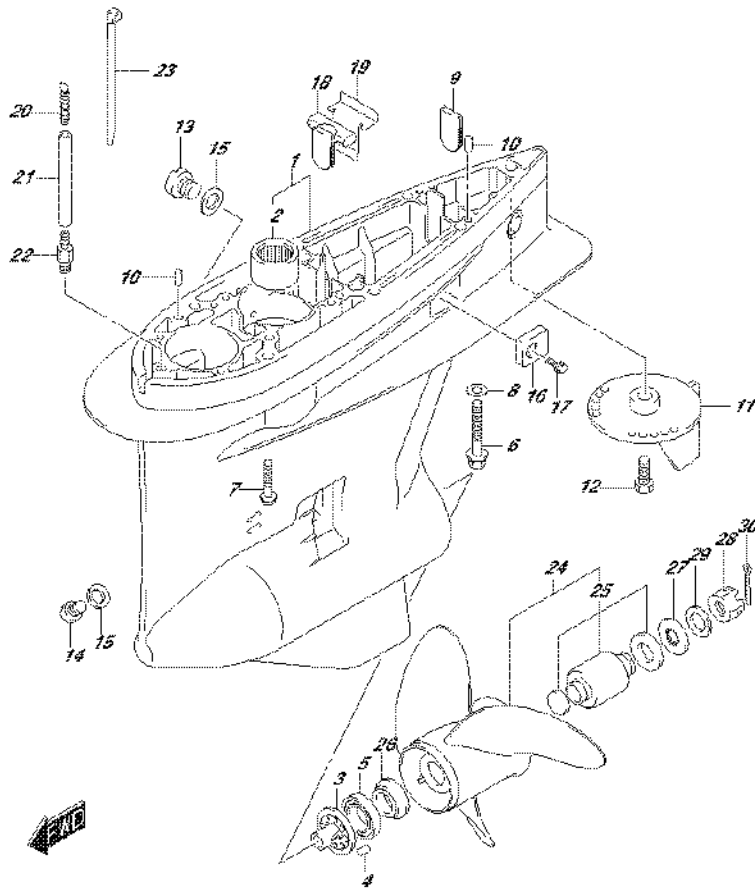


FIG.407H (3-L-5) GEAR CASE (DF150ZG E40)

REF NO.	PART NO.	DESCRIPTION	Q'TY	REMARKS
29	09160-18028	WASHER (18.5X31X1)	1	
30	09204-03003	COTTER PIN (D:3.6,L:25)	1	
31	25700-93J00	KIT, GEAR CASE SEALING	1	OPT NOT ILLUSTRATED

FIG.407J

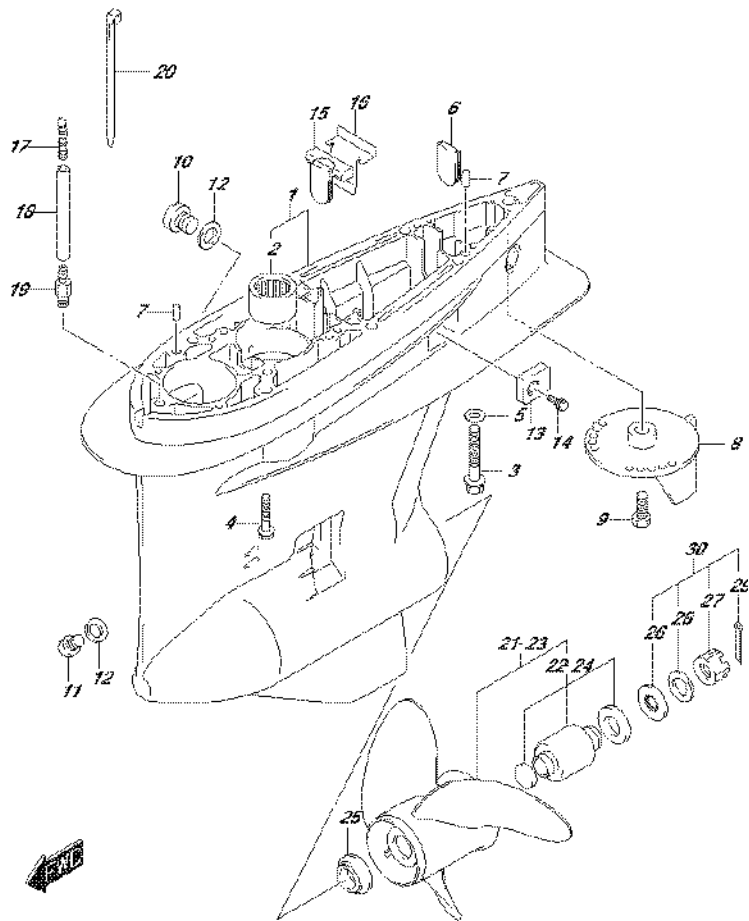


FIG.407J (3-L-6) GEAR CASE (DF175T E01)

REF NO.	PART NO.	DESCRIPTION	Q'TY	REMARKS
1-1	55110-93J20-0EP	CASE, GEAR (BLACK)	1	
1-2	55110-93J20-Y5S	CASE, GEAR (WHITE)	1	
2	09263-32017	.BEARING (32X48X30)	1	
3	09100-12052	BOLT (12X70)	1	
4	09116-10150	BOLT (10X55)	6	
5	09160-12066	WASHER (12.5X22X2.5)	1	
6	17566-87D11	GROMMET, GEAR CASE	1	
7	09202-08006	PIN (8X12)	2	
8-1	55125-98J00-0EP	TAB, TRIM (BLACK)	1	
8-2	55125-98J00-Y5S	TAB, TRIM (WHITE)	1	
9	09116-08137	BOLT (8X22)	1	
10	55128-93J10	PLUG, DRAIN	2	
11	55128-93L00	PLUG, DRAIN	1	BOTTOM PART
12	09168-10034	GASKET (9.5X16.5X2)	3	
13	55321-93J01	ZINC, PROTECTION	2	
14	09116-06236	BOLT (6X16)	2	
15	55332-87D11	RUBBER, EXHAUST SEAL	1	
16	55333-87D10	PLATE, EXHAUST SEAL	1	
17	55127-87D00	UNION, SPEEDOMETER HOSE	1	
18	09355-40805-600	HOSE (4X8X600)	1	L:600->50
19	09362-09008	UNION	1	
20	09407-10404	CLAMP (L:100)	2	
21-1	58200-93L00	PROPELLER (3X16X17)	1	OPT
21-2	58200-93L10	PROPELLER (3X16X18.5)	1	OPT
21-3	58200-93L20	PROPELLER (3X16X20)	1	OPT
21-4	58200-93L30	PROPELLER (3X16X21.5)	1	OPT
21-5	58200-93L40	PROPELLER (3X16X23)	1	OPT
21-6	58200-93L50	PROPELLER (3X16X24.5)	1	OPT
21-7	58200-93L60	PROPELLER (3X16X26)	1	OPT
21-8	58200-93L70	PROPELLER (3X16X27.5)	1	OPT
21-9	58200-93L80	PROPELLER (3X16X15)	1	OPT
21-10	58300-93J00	PROPELLER (4X15.25X18)	1	OPT
21-11	58300-93J10	PROPELLER (4X15.25X20)	1	OPT
21-12	58300-93J20	PROPELLER (4X15.25X22)	1	OPT

FIG.407J

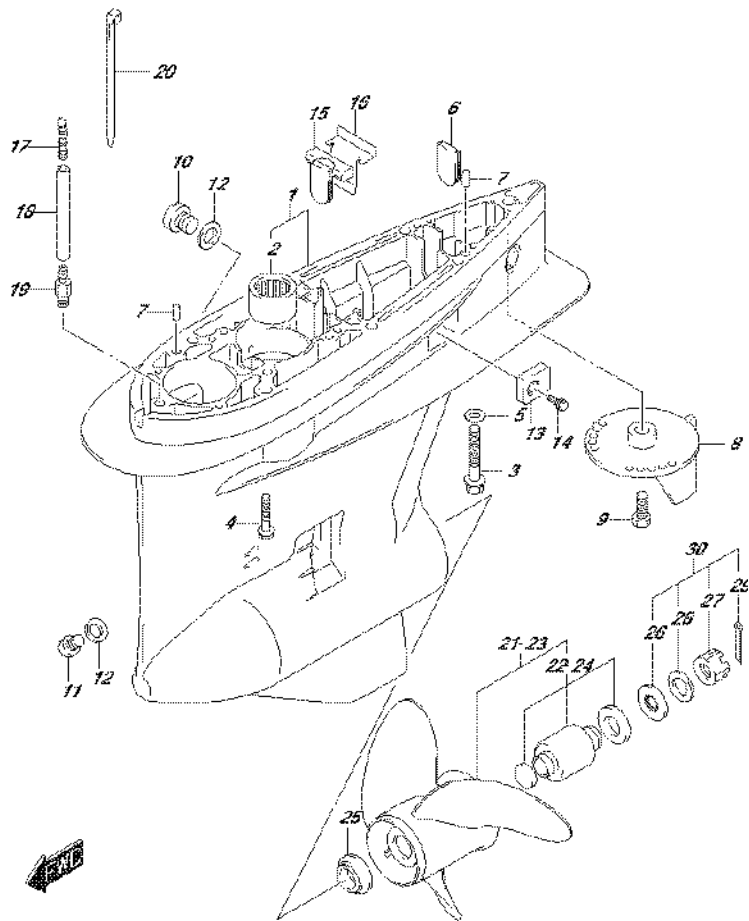


FIG.407J (3-L-7) GEAR CASE (DF175T E01)

REF NO.	PART NO.	DESCRIPTION	Q'TY	REMARKS
21-13	58300-93J30	PROPELLER (4X15.25X24)	1	OPT
21-14	58300-93J40	PROPELLER (4X15.25X26)	1	OPT
22	58105-93J10	.BUSH SET, PROPELLER	1	OPT
23-1	58200-96J00	PROPELLER (3X15.5X17)	1	
23-2	58200-96J10	PROPELLER (3X15.25X19)	1	
23-3	58200-96J20	PROPELLER (3X15X21)	1	
23-4	58200-96J30	PROPELLER (3X14.75X23)	1	
23-5	58200-96J40	PROPELLER (3X14.5X25)	1	OPT
23-6	58200-96J50	PROPELLER (3X14.5X27)	1	OPT
24	58105-93J10	.BUSH SET, PROPELLER	1	
25	57632-93L01	STOPPER, PROPELLER BUSH	1	
26	57633-87D30	SPACER, PROPELLER NUT	1	
27	09141-18005	NUT	1	
28	09160-18028	WASHER (18.5X31X1)	1	
29	09204-03003	COTTER PIN (D:3.6,L:25)	1	
30	57630-92E00	KIT, PROPELLER NUT	1	OPT
31	25700-93J00	KIT, GEAR CASE SEALING	1	OPT

NOT ILLUSTRATED

FIG.407K

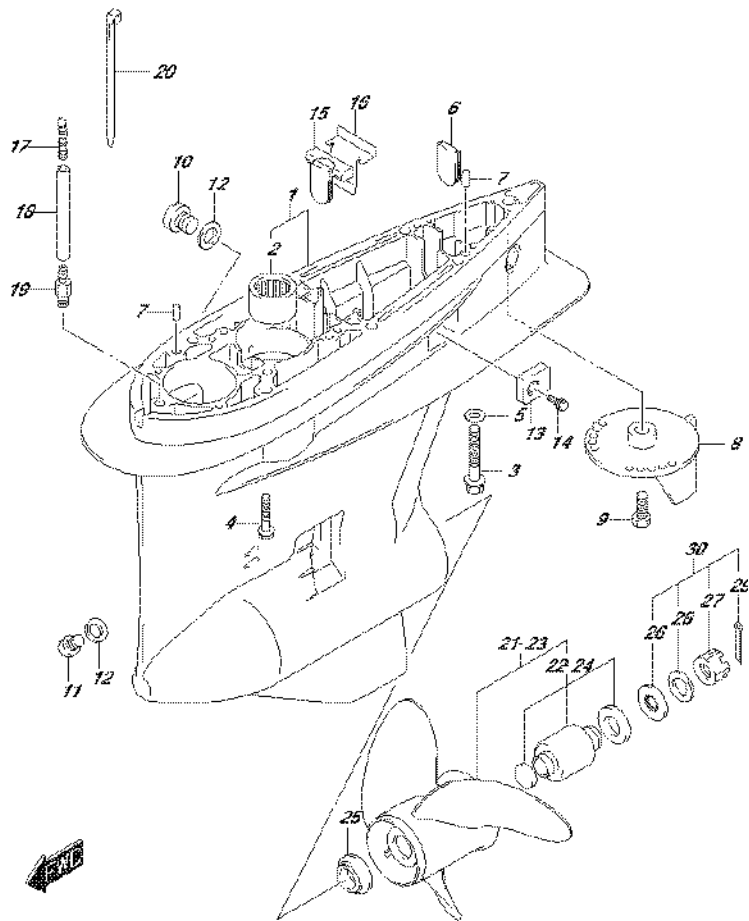
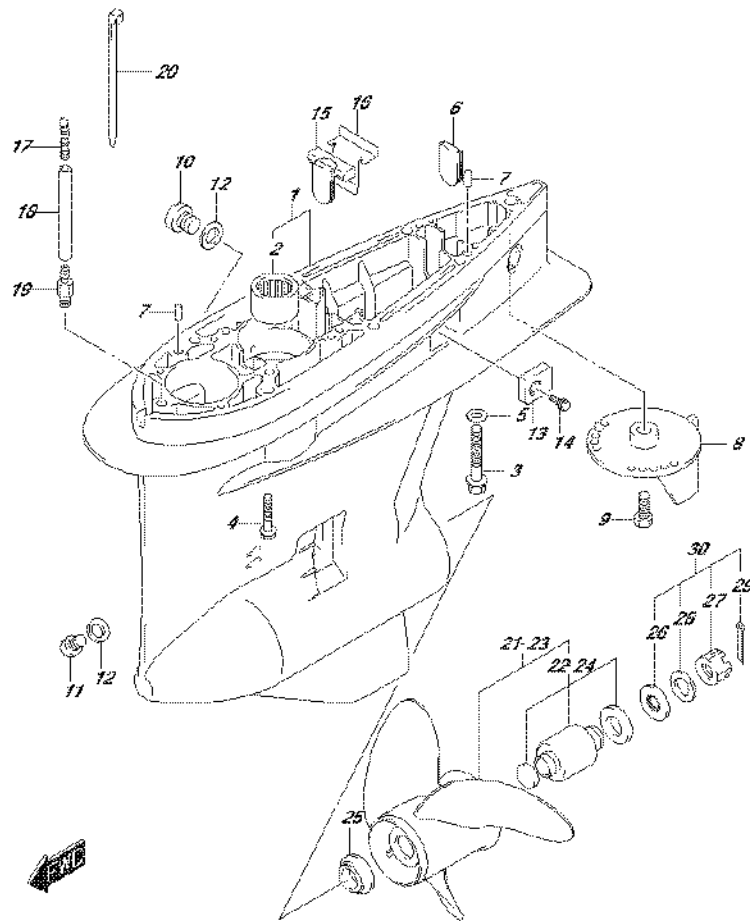


FIG.407K (3-L-8) GEAR CASE (DF175T E40)

REF NO.	PART NO.	DESCRIPTION	Q'TY	REMARKS
1-1	55110-93J20-0EP	CASE, GEAR (BLACK)	1	
1-2	55110-93J20-Y5S	CASE, GEAR (WHITE)	1	
2	09263-32017	.BEARING (32X48X30)	1	
3	09100-12052	BOLT (12X70)	1	
4	09116-10150	BOLT (10X55)	6	
5	09160-12066	WASHER (12.5X22X2.5)	1	
6	17566-87D11	GROMMET, GEAR CASE	1	
7	09202-08006	PIN (8X12)	2	
8-1	55125-98J00-0EP	TAB, TRIM (BLACK)	1	
8-2	55125-98J00-Y5S	TAB, TRIM (WHITE)	1	
9	09116-08137	BOLT (8X22)	1	
10	55128-93J10	PLUG, DRAIN	2	
11	55128-93L00	PLUG, DRAIN	1	BOTTOM PART
12	09168-10034	GASKET (9.5X16.5X2)	3	
13	55321-93J01	ZINC, PROTECTION	2	
14	09116-06236	BOLT (6X16)	2	
15	55332-87D11	RUBBER, EXHAUST SEAL	1	
16	55333-87D10	PLATE, EXHAUST SEAL	1	
17	55127-87D00	UNION, SPEEDOMETER HOSE	1	
18	09355-40805-600	HOSE (4X8X600)	1	L:600->50
19	09362-09008	UNION	1	
20	09407-10404	CLAMP (L:100)	2	
21-1	58200-93L00	PROPELLER (3X16X17)	1	OPT
21-2	58200-93L10	PROPELLER (3X16X18.5)	1	OPT
21-3	58200-93L20	PROPELLER (3X16X20)	1	OPT
21-4	58200-93L30	PROPELLER (3X16X21.5)	1	OPT
21-5	58200-93L40	PROPELLER (3X16X23)	1	OPT
21-6	58200-93L50	PROPELLER (3X16X24.5)	1	OPT
21-7	58200-93L60	PROPELLER (3X16X26)	1	OPT
21-8	58200-93L70	PROPELLER (3X16X27.5)	1	OPT
21-9	58200-93L80	PROPELLER (3X16X15)	1	OPT
21-10	58300-93J00	PROPELLER (4X15.25X18)	1	OPT
21-11	58300-93J10	PROPELLER (4X15.25X20)	1	OPT
21-12	58300-93J20	PROPELLER (4X15.25X22)	1	OPT

FIG.407K



DF175_E01_016_407K
GEAR CASE

FIG.407K (3-L-9) GEAR CASE (DF175T E40)

REF NO.	PART NO.	DESCRIPTION	Q'TY	REMARKS
21-13	58300-93J30	PROPELLER (4X15.25X24)	1	OPT
21-14	58300-93J40	PROPELLER (4X15.25X26)	1	OPT
22	58105-93J10	.BUSH SET, PROPELLER	1	OPT
23-1	58200-96J00	PROPELLER (3X15.5X17)	1	
23-2	58200-96J10	PROPELLER (3X15.25X19)	1	
23-3	58200-96J20	PROPELLER (3X15X21)	1	
23-4	58200-96J30	PROPELLER (3X14.75X23)	1	
23-5	58200-96J40	PROPELLER (3X14.5X25)	1	OPT
23-6	58200-96J50	PROPELLER (3X14.5X27)	1	OPT
24	58105-93J10	.BUSH SET, PROPELLER	1	
25	57632-93L01	STOPPER, PROPELLER BUSH	1	
26	57633-87D30	SPACER, PROPELLER NUT	1	
27	09141-18005	NUT	1	
28	09160-18028	WASHER (18.5X31X1)	1	
29	09204-03003	COTTER PIN (D:3.6,L:25)	1	
30	57630-92E00	KIT, PROPELLER NUT	1	OPT
31	25700-93J00	KIT, GEAR CASE SEALING	1	OPT NOT ILLUSTRATED

DF175_E01_016

FIG.407L

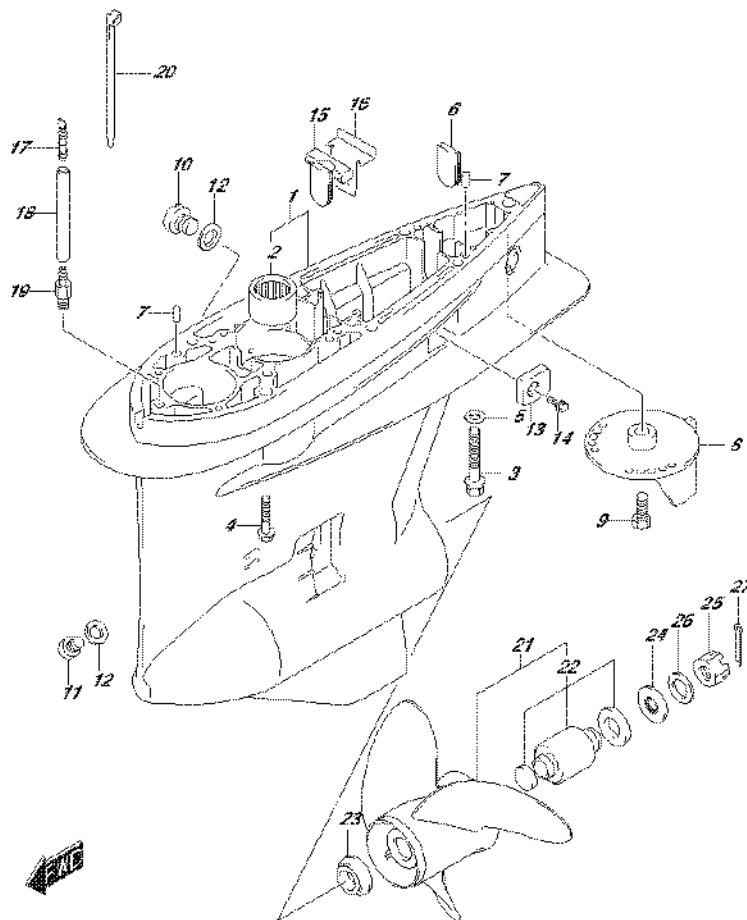


FIG.407L (3-L-10) GEAR CASE (DF175TG E01)

REF NO.	PART NO.	DESCRIPTION	Q'TY	REMARKS
1-1	55110-93J20-0EP	CASE, GEAR (BLACK)	1	
1-2	55110-93J20-Y5S	CASE, GEAR (WHITE)	1	
2	09263-32017	.BEARING (32X48X30)	1	
3	09100-12052	BOLT (12X70)	1	
4	09116-10150	BOLT (10X55)	6	
5	09160-12066	WASHER (12.5X22X2.5)	1	
6	17566-87D11	GROMMET, GEAR CASE	1	
7	09202-08006	PIN (8X12)	2	
8-1	55125-98J00-0EP	TAB, TRIM (BLACK)	1	
8-2	55125-98J00-Y5S	TAB, TRIM (WHITE)	1	
9	09116-08137	BOLT (8X22)	1	
10	55128-93J10	PLUG, DRAIN	2	
11	55128-93L00	PLUG, DRAIN	1	BOTTOM PART
12	09168-10034	GASKET (9.5X16.5X2)	3	
13	55321-93J01	ZINC, PROTECTION	2	
14	09116-06236	BOLT (6X16)	2	
15	55332-87D11	RUBBER, EXHAUST SEAL	1	
16	55333-87D10	PLATE, EXHAUST SEAL	1	
17	55127-87D00	UNION, SPEEDOMETER HOSE	1	
18	09355-40805-600	HOSE (4X8X600)	1	L:600->50
19	09362-09008	UNION	1	
20	09407-10404	CLAMP (L:100)	2	
21-1	58200-96J00	PROPELLER (3X15.5X17)	1	
21-2	58200-96J10	PROPELLER (3X15.25X19)	1	
21-3	58200-96J20	PROPELLER (3X15X21)	1	
21-4	58200-96J30	PROPELLER (3X14.75X23)	1	
22	58105-93J10	.BUSH SET, PROPELLER	1	
23	57632-93L01	STOPPER, PROPELLER BUSH	1	
24	57633-87D30	SPACER, PROPELLER NUT	1	
25	09141-18005	NUT	1	
26	09160-18028	WASHER (18.5X31X1)	1	
27	09204-03003	COTTER PIN (D:3.6,L:25)	1	
28	25700-93J00	KIT, GEAR CASE SEALING	1	OPT NOT ILLUSTRATED

FIG.407M

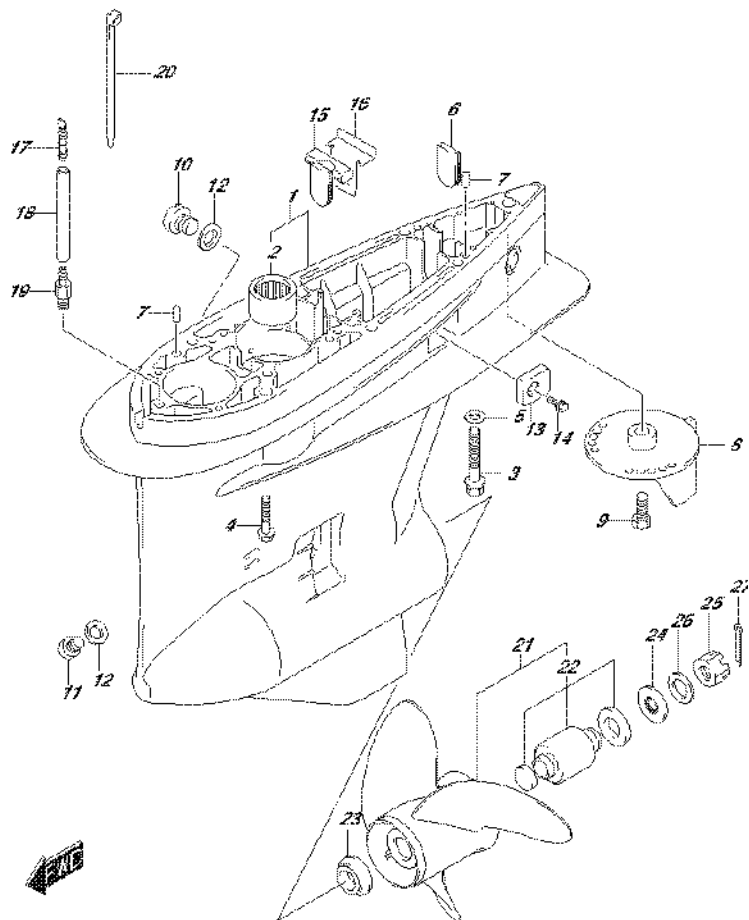


FIG.407M (3-L-11) GEAR CASE (DF175TG E40)

REF NO.	PART NO.	DESCRIPTION	Q'TY	REMARKS
1-1	55110-93J20-0EP	CASE, GEAR (BLACK)	1	
1-2	55110-93J20-Y5S	CASE, GEAR (WHITE)	1	
2	09263-32017	.BEARING (32X48X30)	1	
3	09100-12052	BOLT (12X70)	1	
4	09116-10150	BOLT (10X55)	6	
5	09160-12066	WASHER (12.5X22X2.5)	1	
6	17566-87D11	GROMMET, GEAR CASE	1	
7	09202-08006	PIN (8X12)	2	
8-1	55125-98J00-0EP	TAB, TRIM (BLACK)	1	
8-2	55125-98J00-Y5S	TAB, TRIM (WHITE)	1	
9	09116-08137	BOLT (8X22)	1	
10	55128-93J10	PLUG, DRAIN	2	
11	55128-93L00	PLUG, DRAIN	1	BOTTOM PART
12	09168-10034	GASKET (9.5X16.5X2)	3	
13	55321-93J01	ZINC, PROTECTION	2	
14	09116-06236	BOLT (6X16)	2	
15	55332-87D11	RUBBER, EXHAUST SEAL	1	
16	55333-87D10	PLATE, EXHAUST SEAL	1	
17	55127-87D00	UNION, SPEEDOMETER HOSE	1	
18	09355-40805-600	HOSE (4X8X600)	1	L:600->50
19	09362-09008	UNION	1	
20	09407-10404	CLAMP (L:100)	2	
21-1	58200-96J00	PROPELLER (3X15.5X17)	1	
21-2	58200-96J10	PROPELLER (3X15.25X19)	1	
21-3	58200-96J20	PROPELLER (3X15X21)	1	
21-4	58200-96J30	PROPELLER (3X14.75X23)	1	
22	58105-93J10	.BUSH SET, PROPELLER	1	
23	57632-93L01	STOPPER, PROPELLER BUSH	1	
24	57633-87D30	SPACER, PROPELLER NUT	1	
25	09141-18005	NUT	1	
26	09160-18028	WASHER (18.5X31X1)	1	
27	09204-03003	COTTER PIN (D:3.6,L:25)	1	
28	25700-93J00	KIT, GEAR CASE SEALING	1	OPT NOT ILLUSTRATED

FIG.407N

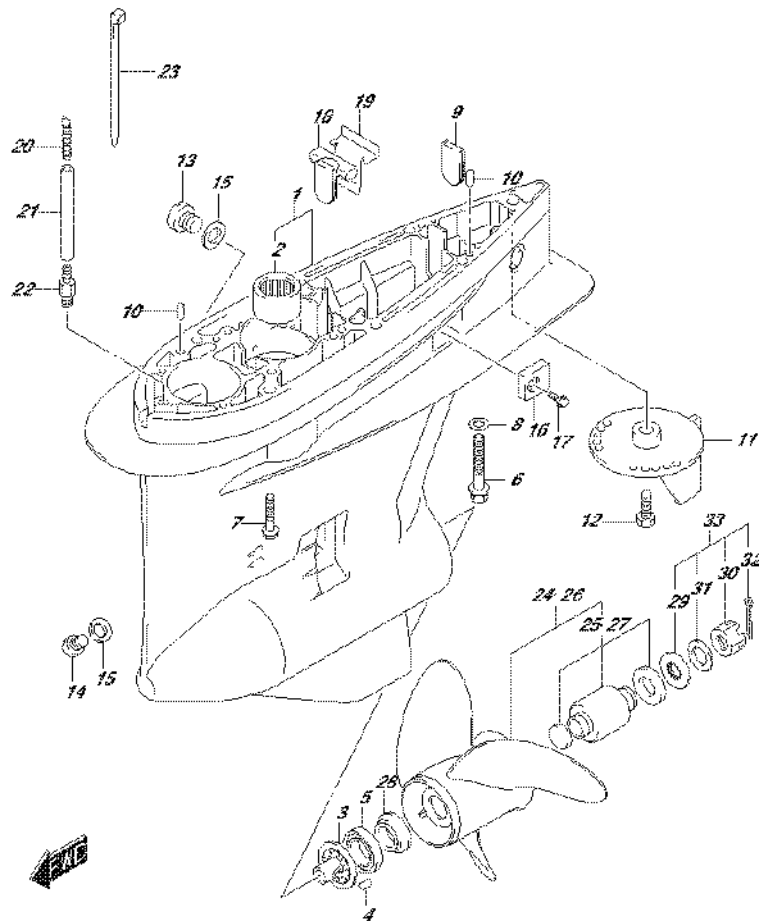


FIG.407N (3-L-12) GEAR CASE (DF175Z E01)

REF NO.	PART NO.	DESCRIPTION	Q'TY	REMARKS
1-1	55110-93J30-0EP	CASE, GEAR (BLACK)	1	
1-2	55110-93J30-Y5S	CASE, GEAR (WHITE)	1	
2	09263-32017	.BEARING (32X48X30)	1	
3	56145-93J00	.HOUSING, SHIFT CAM	1	
4	04221-08129	.PIN	1	
5	09265-50002	.BEARING (50X90X21.75)	1	
6	09100-12052	BOLT (12X70)	1	
7	09116-10150	BOLT (10X55)	6	
8	09160-12066	WASHER (12.5X22X2.5)	1	
9	17566-87D11	GROMMET, GEAR CASE	1	
10	09202-08006	PIN (8X12)	2	
11-1	55125-98J00-0EP	TAB, TRIM (BLACK)	1	
11-2	55125-98J00-Y5S	TAB, TRIM (WHITE)	1	
12	09116-08137	BOLT (8X22)	1	
13	55128-93J10	PLUG, DRAIN	2	
14	55128-93L00	PLUG, DRAIN	1	BOTTOM PART
15	09168-10034	GASKET (9.5X16.5X2)	3	
16	55321-93J01	ZINC, PROTECTION	2	
17	09116-06236	BOLT (6X16)	2	
18	55332-87D11	RUBBER, EXHAUST SEAL	1	
19	55333-87D10	PLATE, EXHAUST SEAL	1	
20	55127-87D00	UNION, SPEEDOMETER HOSE	1	
21	09355-40805-600	HOSE (4X8X600)	1	L:600->50
22	09362-09008	UNION	1	
23	09407-10404	CLAMP (L:100)	2	
24-1	58200-93LA0	PROPELLER (3X16X18.5)	1	OPT
24-2	58200-93LB0	PROPELLER (3X16X20)	1	OPT
24-3	58200-93LC0	PROPELLER (3X16X21.5)	1	OPT
24-4	58200-93LD0	PROPELLER (3X16X23)	1	OPT
24-5	58200-93LE0	PROPELLER (3X16X17)	1	OPT
24-6	58200-93LF0	PROPELLER (3X16X24.5)	1	OPT
24-7	58200-93LG0	PROPELLER (3X16X26)	1	OPT
24-8	58300-93JA0	PROPELLER (4X15.25X20)	1	OPT
24-9	58300-93JB0	PROPELLER (4X15.25X22)	1	OPT

FIG.407N

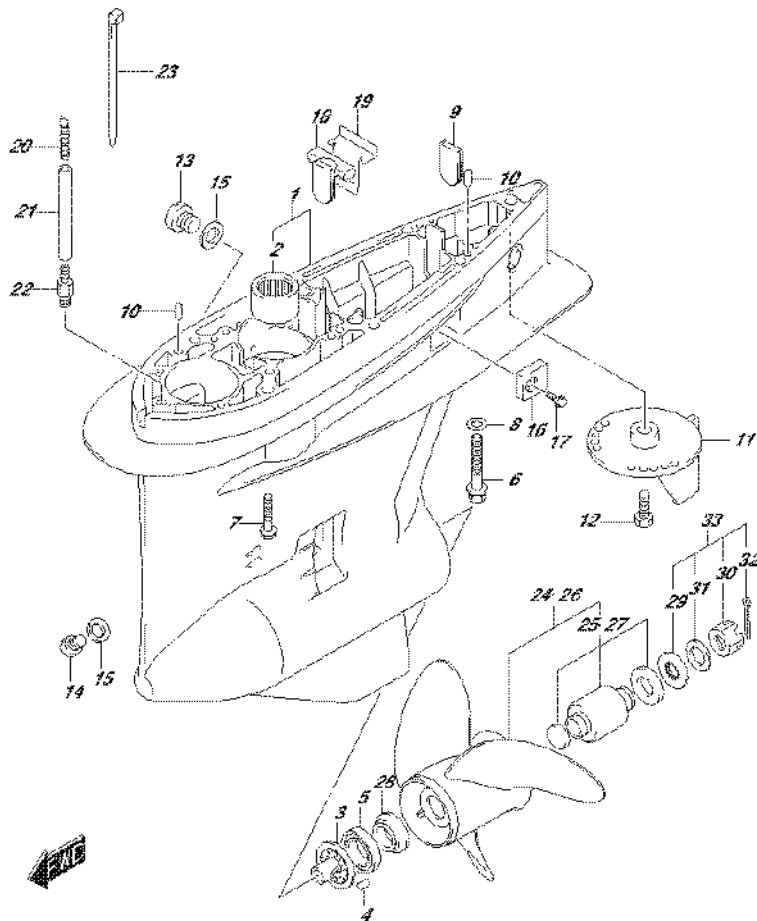


FIG.407N (3-L-13) GEAR CASE (DF175Z E01)

REF NO.	PART NO.	DESCRIPTION	Q'TY	REMARKS
24-10	58300-93JC0	PROPELLER (4X15.25X24)	1	OPT
24-11	58300-93JD0	PROPELLER (4X15.25X26)	1	OPT
25	58105-93J10	.BUSH SET, PROPELLER	1	OPT
26-1	58200-96JB0	PROPELLER (3X15.25X19)	1	
26-2	58200-96JC0	PROPELLER (3X15X21)	1	
26-3	58200-96JD0	PROPELLER (3X14.75X23)	1	
26-4	58200-96JA0	PROPELLER (3X15.5X17)	1	OPT
26-5	58200-96JE0	PROPELLER (3X14.5X25)	1	OPT
26-6	58200-96JF0	PROPELLER (3X14.5X27)	1	OPT
27	58105-93J10	.BUSH SET, PROPELLER	1	
28	57632-93L01	STOPPER, PROPELLER BUSH	1	
29	57633-87D30	SPACER, PROPELLER NUT	1	
30	09141-18005	NUT	1	
31	09160-18028	WASHER (18.5X31X1)	1	
32	09204-03003	COTTER PIN (D:3.6,L:25)	1	
33	57630-92E00	KIT, PROPELLER NUT	1	OPT
34	25700-93J00	KIT, GEAR CASE SEALING	1	OPT NOT ILLUSTRATED

FIG.407P

FIG.407P (3-L-14) GEAR CASE (DF175Z E40)

REF NO.	PART NO.	DESCRIPTION	Q'TY	REMARKS
1-1	55110-93J30-0EP	CASE, GEAR (BLACK)	1	
1-2	55110-93J30-Y5S	CASE, GEAR (WHITE)	1	
2	09263-32017	.BEARING (32X48X30)	1	
3	56145-93J00	.HOUSING, SHIFT CAM	1	
4	04221-08129	.PIN	1	
5	09265-50002	.BEARING (50X90X21.75)	1	
6	09100-12052	BOLT (12X70)	1	
7	09116-10150	BOLT (10X55)	6	
8	09160-12066	WASHER (12.5X22X2.5)	1	
9	17566-87D11	GROMMET, GEAR CASE	1	
10	09202-08006	PIN (8X12)	2	
11-1	55125-98J00-0EP	TAB, TRIM (BLACK)	1	
11-2	55125-98J00-Y5S	TAB, TRIM (WHITE)	1	
12	09116-08137	BOLT (8X22)	1	
13	55128-93J10	PLUG, DRAIN	2	
14	55128-93L00	PLUG, DRAIN	1	BOTTOM PART
15	09168-10034	GASKET (9.5X16.5X2)	3	
16	55321-93J01	ZINC, PROTECTION	2	
17	09116-06236	BOLT (6X16)	2	
18	55332-87D11	RUBBER, EXHAUST SEAL	1	
19	55333-87D10	PLATE, EXHAUST SEAL	1	
20	55127-87D00	UNION, SPEEDOMETER HOSE	1	
21	09355-40805-600	HOSE (4X8X600)	1	L:600->50
22	09362-09008	UNION	1	
23	09407-10404	CLAMP (L:100)	2	
24-1	58200-93LA0	PROPELLER (3X16X18.5)	1	OPT
24-2	58200-93LB0	PROPELLER (3X16X20)	1	OPT
24-3	58200-93LC0	PROPELLER (3X16X21.5)	1	OPT
24-4	58200-93LD0	PROPELLER (3X16X23)	1	OPT
24-5	58200-93LE0	PROPELLER (3X16X17)	1	OPT
24-6	58200-93LF0	PROPELLER (3X16X24.5)	1	OPT
24-7	58200-93LG0	PROPELLER (3X16X26)	1	OPT
24-8	58300-93JA0	PROPELLER (4X15.25X20)	1	OPT
24-9	58300-93JB0	PROPELLER (4X15.25X22)	1	OPT

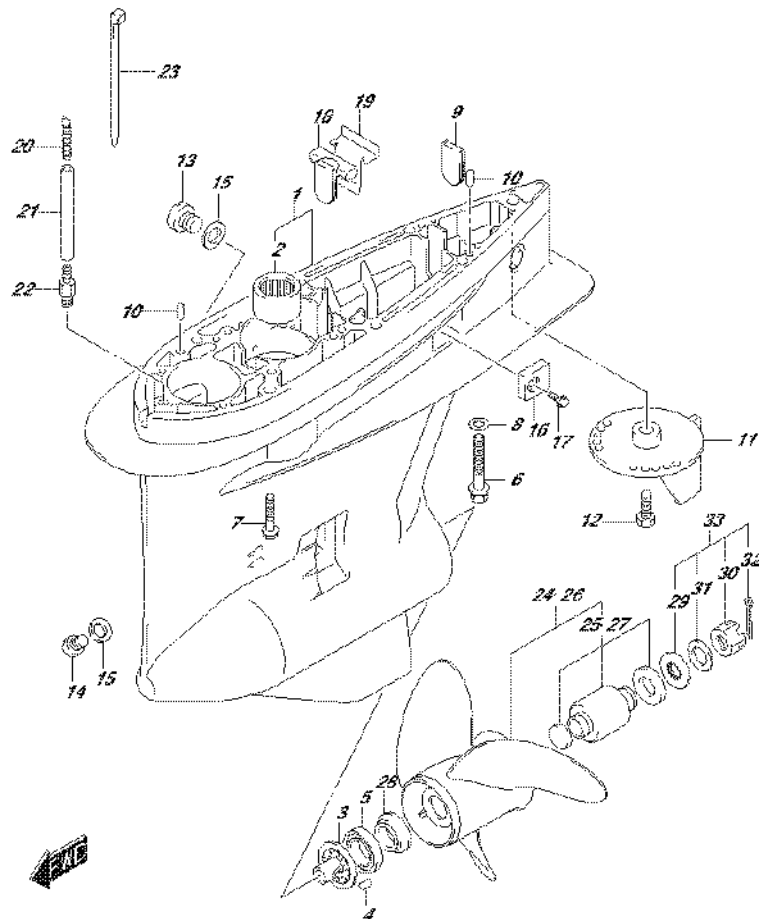


FIG.407P

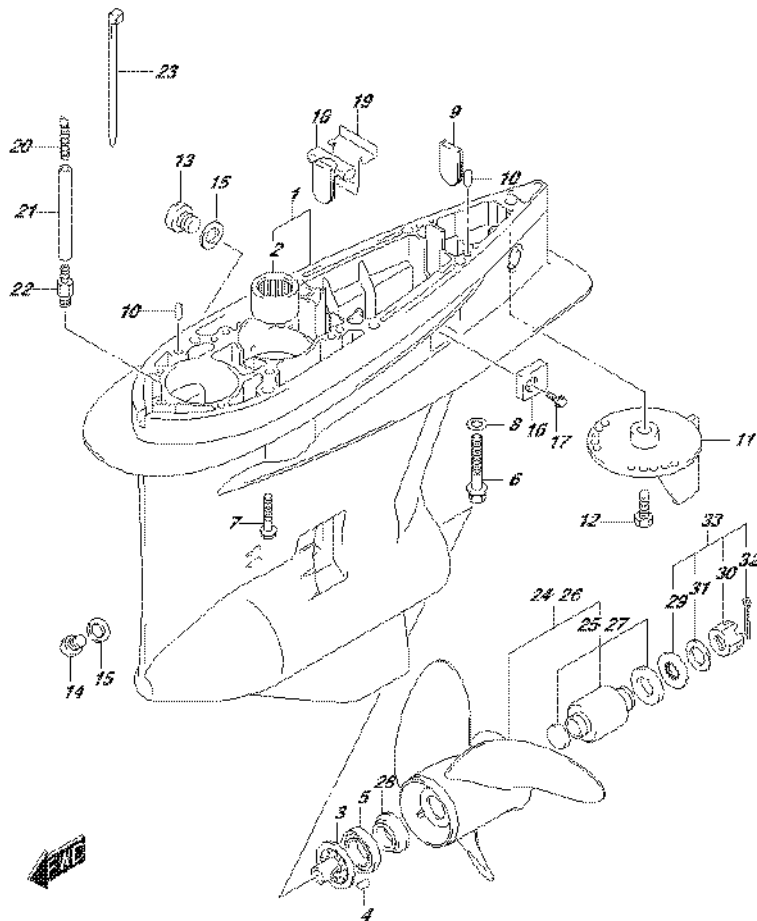


FIG.407P (3-L-15) GEAR CASE (DF175Z E40)

REF NO.	PART NO.	DESCRIPTION	Q'TY	REMARKS
24-10	58300-93JC0	PROPELLER (4X15.25X24)	1	OPT
24-11	58300-93JD0	PROPELLER (4X15.25X26)	1	OPT
25	58105-93J10	.BUSH SET, PROPELLER	1	OPT
26-1	58200-96JB0	PROPELLER (3X15.25X19)	1	
26-2	58200-96JC0	PROPELLER (3X15X21)	1	
26-3	58200-96JD0	PROPELLER (3X14.75X23)	1	
26-4	58200-96JA0	PROPELLER (3X15.5X17)	1	OPT
26-5	58200-96JE0	PROPELLER (3X14.5X25)	1	OPT
26-6	58200-96JF0	PROPELLER (3X14.5X27)	1	OPT
27	58105-93J10	.BUSH SET, PROPELLER	1	
28	57632-93L01	STOPPER, PROPELLER BUSH	1	
29	57633-87D30	SPACER, PROPELLER NUT	1	
30	09141-18005	NUT	1	
31	09160-18028	WASHER (18.5X31X1)	1	
32	09204-03003	COTTER PIN (D:3.6,L:25)	1	
33	57630-92E00	KIT, PROPELLER NUT	1	OPT
34	25700-93J00	KIT, GEAR CASE SEALING	1	OPT NOT ILLUSTRATED

FIG.407R

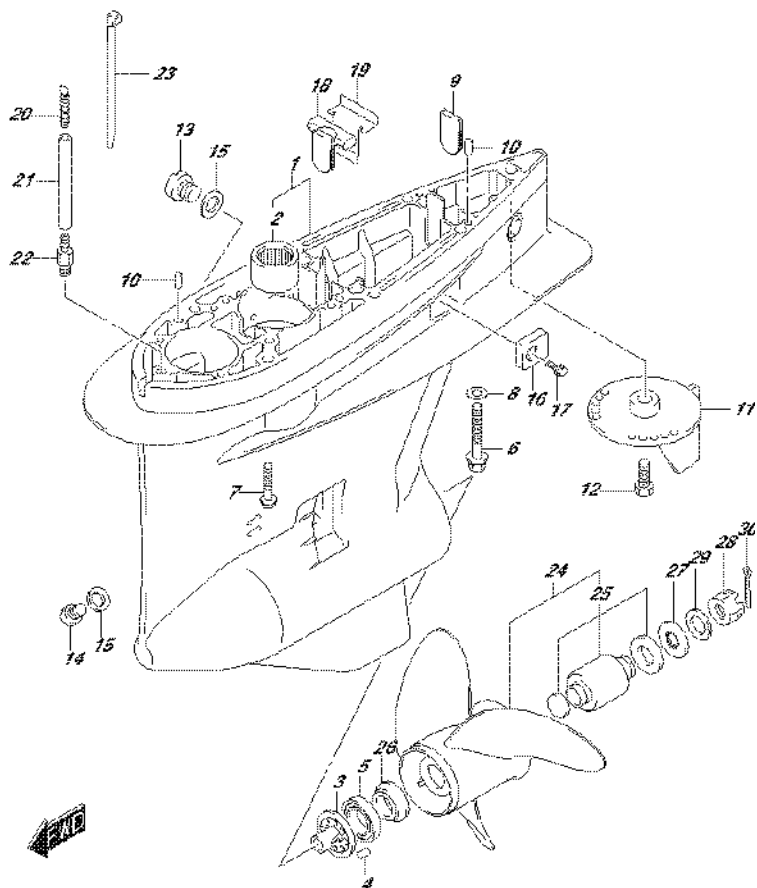


FIG.407R (4-B-2) GEAR CASE (DF175ZG E01)

REF NO.	PART NO.	DESCRIPTION	Q'TY	REMARKS
1-1	55110-93J30-0EP	CASE, GEAR (BLACK)	1	
1-2	55110-93J30-Y5S	CASE, GEAR (WHITE)	1	
2	09263-32017	.BEARING (32X48X30)	1	
3	56145-93J00	.HOUSING, SHIFT CAM	1	
4	04221-08129	.PIN	1	
5	09265-50002	.BEARING (50X90X21.75)	1	
6	09100-12052	BOLT (12X70)	1	
7	09116-10150	BOLT (10X55)	6	
8	09160-12066	WASHER (12.5X22X2.5)	1	
9	17566-87D11	GROMMET, GEAR CASE	1	
10	09202-08006	PIN (8X12)	2	
11-1	55125-98J00-0EP	TAB, TRIM (BLACK)	1	
11-2	55125-98J00-Y5S	TAB, TRIM (WHITE)	1	
12	09116-08137	BOLT (8X22)	1	
13	55128-93J10	PLUG, DRAIN	2	
14	55128-93L00	PLUG, DRAIN	1	BOTTOM PART
15	09168-10034	GASKET (9.5X16.5X2)	3	
16	55321-93J01	ZINC, PROTECTION	2	
17	09116-06236	BOLT (6X16)	2	
18	55332-87D11	RUBBER, EXHAUST SEAL	1	
19	55333-87D10	PLATE, EXHAUST SEAL	1	
20	55127-87D00	UNION, SPEEDOMETER HOSE	1	
21	09355-40805-600	HOSE (4X8X600)	1	L:600->50
22	09362-09008	UNION	1	
23	09407-10404	CLAMP (L:100)	2	
24-1	58200-96JB0	PROPELLER (3X15.25X19)	1	
24-2	58200-96JC0	PROPELLER (3X15X21)	1	
24-3	58200-96JD0	PROPELLER (3X14.75X23)	1	
25	58105-93J10	.BUSH SET, PROPELLER	1	
26	57632-93L01	STOPPER, PROPELLER BUSH	1	
27	57633-87D30	SPACER, PROPELLER NUT	1	
28	09141-18005	NUT	1	

FIG.407R

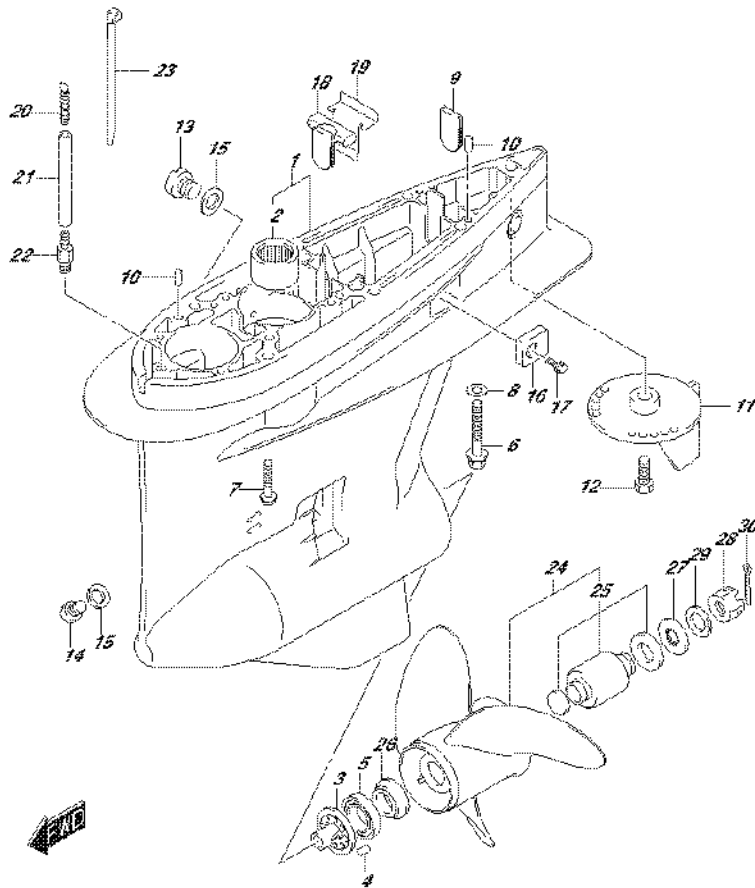


FIG.407R (4-B-3) GEAR CASE (DF175ZG E01)

REF NO.	PART NO.	DESCRIPTION	Q'TY	REMARKS
29	09160-18028	WASHER (18.5X31X1)	1	
30	09204-03003	COTTER PIN (D:3.6,L:25)	1	
31	25700-93J00	KIT, GEAR CASE SEALING	1	OPT NOT ILLUSTRATED

FIG.407S

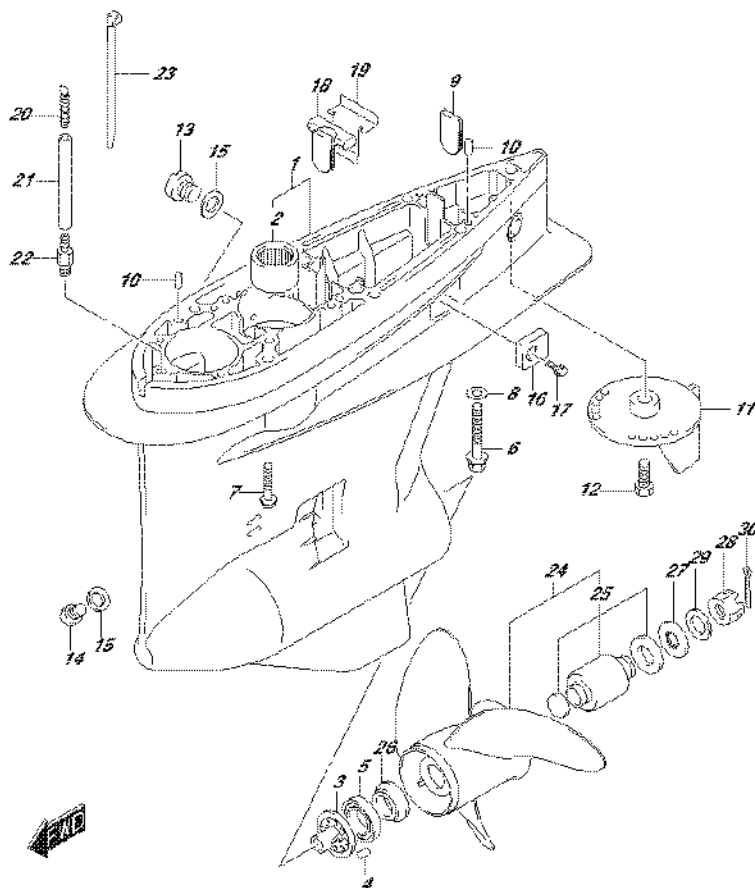


FIG.407S (4-B-4) GEAR CASE (DF175ZG E40)

REF NO.	PART NO.	DESCRIPTION	Q'TY	REMARKS
1-1	55110-93J30-0EP	CASE, GEAR (BLACK)	1	
1-2	55110-93J30-Y5S	CASE, GEAR (WHITE)	1	
2	09263-32017	.BEARING (32X48X30)	1	
3	56145-93J00	.HOUSING, SHIFT CAM	1	
4	04221-08129	.PIN	1	
5	09265-50002	.BEARING (50X90X21.75)	1	
6	09100-12052	BOLT (12X70)	1	
7	09116-10150	BOLT (10X55)	6	
8	09160-12066	WASHER (12.5X22X2.5)	1	
9	17566-87D11	GROMMET, GEAR CASE	1	
10	09202-08006	PIN (8X12)	2	
11-1	55125-98J00-0EP	TAB, TRIM (BLACK)	1	
11-2	55125-98J00-Y5S	TAB, TRIM (WHITE)	1	
12	09116-08137	BOLT (8X22)	1	
13	55128-93J10	PLUG, DRAIN	2	
14	55128-93L00	PLUG, DRAIN	1	BOTTOM PART
15	09168-10034	GASKET (9.5X16.5X2)	3	
16	55321-93J01	ZINC, PROTECTION	2	
17	09116-06236	BOLT (6X16)	2	
18	55332-87D11	RUBBER, EXHAUST SEAL	1	
19	55333-87D10	PLATE, EXHAUST SEAL	1	
20	55127-87D00	UNION, SPEEDOMETER HOSE	1	
21	09355-40805-600	HOSE (4X8X600)	1	L:600->50
22	09362-09008	UNION	1	
23	09407-10404	CLAMP (L:100)	2	
24-1	58200-96JB0	PROPELLER (3X15.25X19)	1	
24-2	58200-96JC0	PROPELLER (3X15X21)	1	
24-3	58200-96JD0	PROPELLER (3X14.75X23)	1	
25	58105-93J10	.BUSH SET, PROPELLER	1	
26	57632-93L01	STOPPER, PROPELLER BUSH	1	
27	57633-87D30	SPACER, PROPELLER NUT	1	
28	09141-18005	NUT	1	

FIG.407S

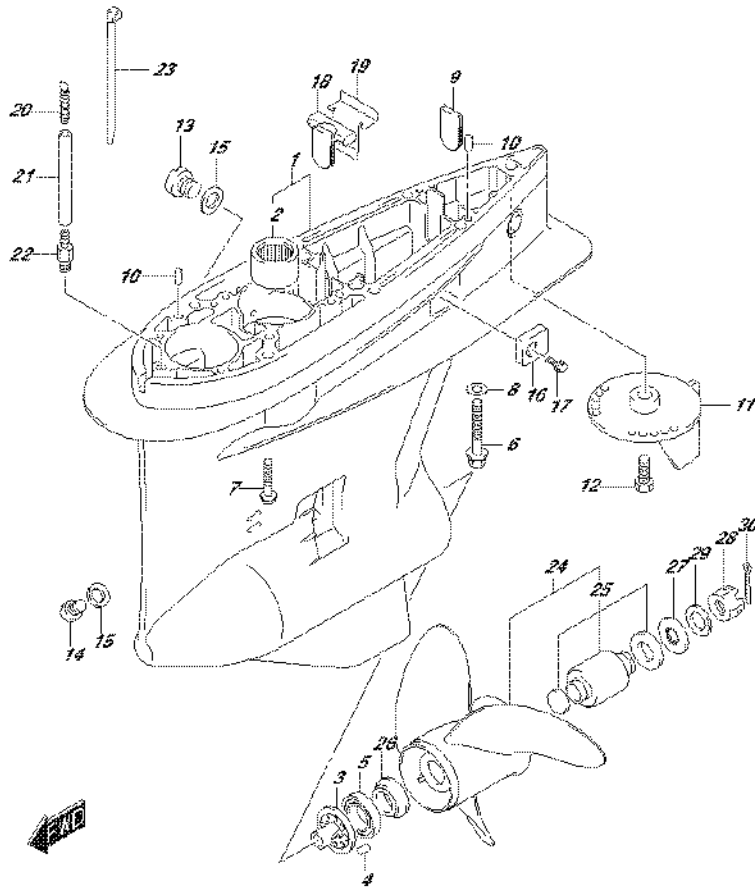
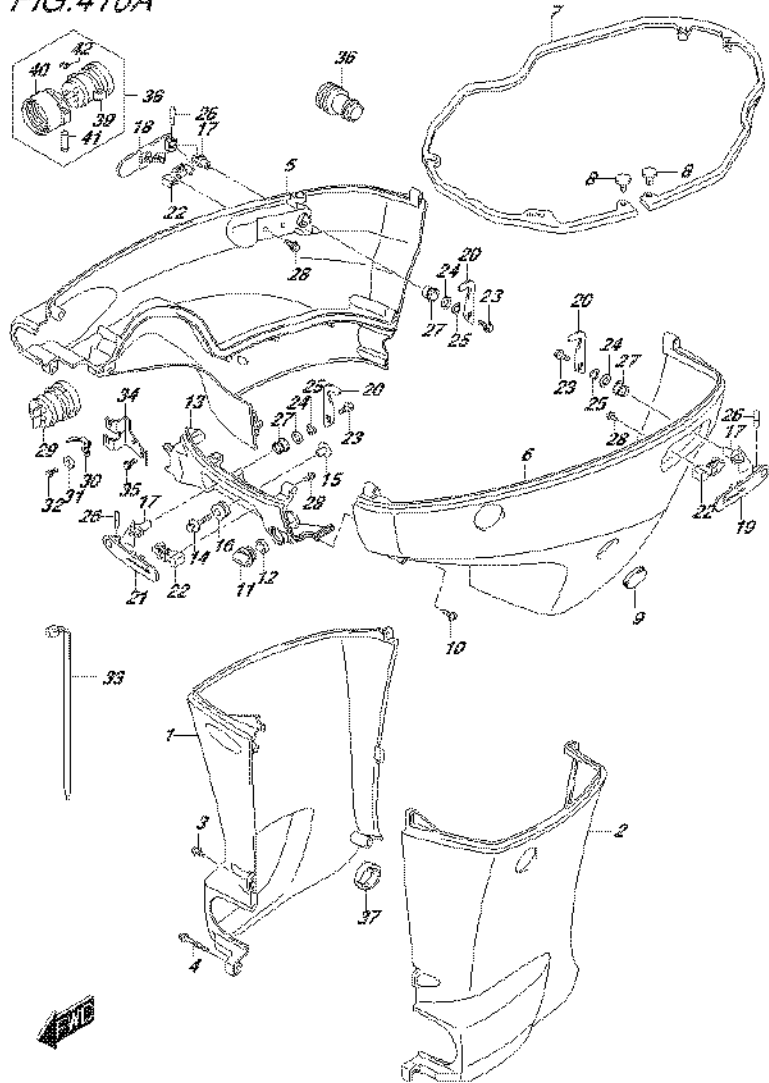


FIG.407S (4-B-5) GEAR CASE (DF175ZG E40)

REF NO.	PART NO.	DESCRIPTION	Q'TY	REMARKS
29	09160-18028	WASHER (18.5X31X1)	1	
30	09204-03003	COTTER PIN (D:3.6,L:25)	1	
31	25700-93J00	KIT, GEAR CASE SEALING	1	OPT NOT ILLUSTRATED

FIG.410A



DF175_E01_016_410A
SIDE COVER

FIG.410A (4-B-6) SIDE COVER (DF150T E01)

REF NO.	PART NO.	DESCRIPTION	Q'TY	REMARKS
1-1	61131-96J02-0EP	COVER, OIL PAN STBD (L) (BLACK)	1	W/TRANSOM(L)
1-2	61131-96J02-Y5S	COVER, OIL PAN STBD (L) (WHITE)	1	W/TRANSOM(L)
1-3	61131-96J12-0EP	COVER, OIL PAN STBD (X) (BLACK)	1	W/TRANSOM(X)
1-4	61131-96J12-Y5S	COVER, OIL PAN STBD (X) (WHITE)	1	W/TRANSOM(X)
2-1	61141-96J02-0EP	COVER, OIL PAN PORT (L) (BLACK)	1	W/TRANSOM(L)
2-2	61141-96J02-Y5S	COVER, OIL PAN PORT (L) (WHITE)	1	W/TRANSOM(L)
2-3	61141-96J12-0EP	COVER, OIL PAN PORT (X) (BLACK)	1	W/TRANSOM(X)
2-4	61141-96J12-Y5S	COVER, OIL PAN PORT (X) (WHITE)	1	W/TRANSOM(X)
3-1	09139-06135	SCREW (6X17)	3	W/TRANSOM(L)
3-2	09139-06135	SCREW (6X17)	5	W/TRANSOM(X)
4	09139-06147	BOLT (6X114)	1	W/TRANSOM(L)
5-1	61811-96J20-0EP	COVER, SIDE STBD (BLACK)	1	
5-2	61811-96J20-Y5S	COVER, SIDE STBD (WHITE)	1	
6-1	61821-96J11-0EP	COVER, SIDE PORT (BLACK)	1	
6-2	61821-96J11-Y5S	COVER, SIDE PORT (WHITE)	1	
7	61134-96J02	SEAL, SIDE COVER	1	
8	09409-05302-5PK	CLIP (BLACK)	2	
9	61817-89J00	PLUG, SIDE COVER	1	
10	09136-06148	SCREW (6X35)	8	
11	17913-93J00	PLUG, WATER	1	
12	17914-93J00	GASKET, WATER PLUG	1	
13-1	61831-96J10-0EP	PANEL, FRONT (BLACK)	1	
13-2	61831-96J10-Y5S	PANEL, FRONT (WHITE)	1	
14	09116-08163	BOLT (8X38)	2	
15	09169-08039	WASHER	2	
16	09320-11013	CUSHION	2	

DF175_E01_016

FIG.410A

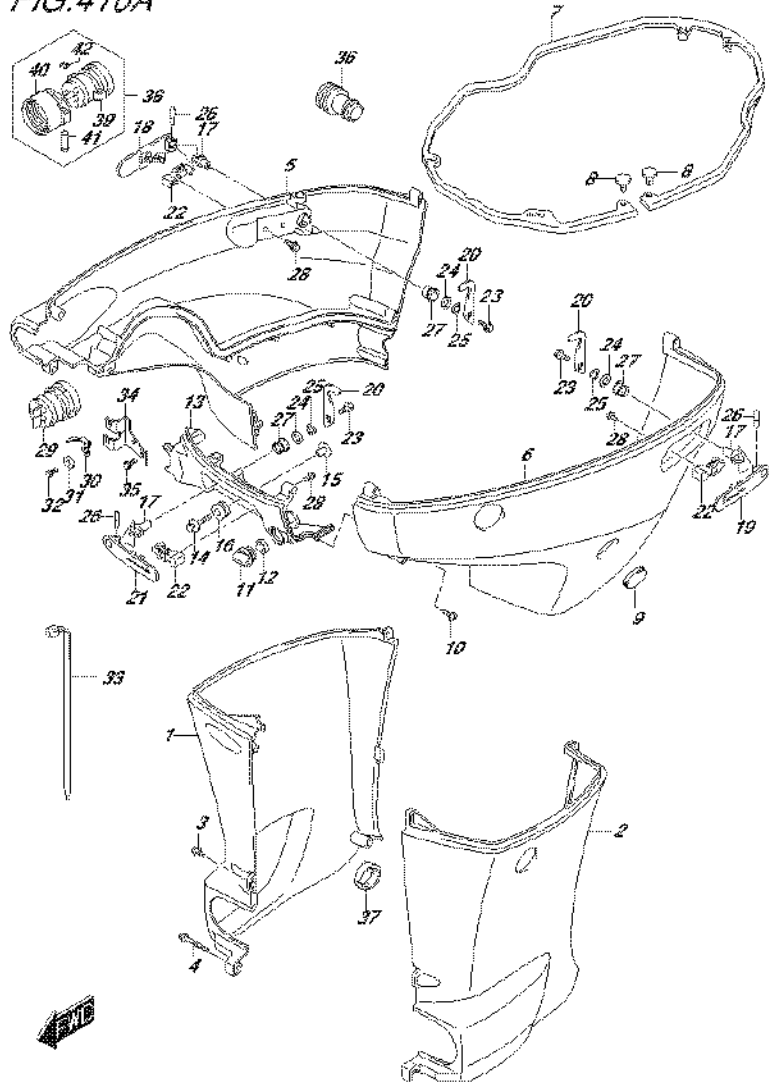


FIG.410A (4-B-7) SIDE COVER (DF150T E01)

REF NO.	PART NO.	DESCRIPTION	Q'TY	REMARKS
17	61632-93J00	SHAFT, ENGINE COVER HOOK	3	
18	61633-96J02	LEVER, HOOK RR STBD	1	
19	61634-96J02	LEVER, HOOK RR PORT	1	
20	61641-93J10	HOOK, ENGINE COVER	3	
21	61645-96J02	LEVER, HOOK FR	1	
22	61673-96J02	LATCH, HOOK LEVER	3	
23	09116-06127	BOLT (6X12)	3	
24	09160-13014	WASHER (13.2X25X1)	3	
25	09164-14008	WASHER	3	
26	09202-04022	PIN	3	
27	09306-13007	BUSH	3	
28	01550-05107	SCREW	6	
29	61124-96J30	GROMMET, REMOCON CABLE	1	
30	67343-96J00	STOPPER, REMOCON CABLE	1	
31	09160-06047	WASHER (6.5X20X2)	1	
32	01570-06127	BOLT	1	
33	09407-25402	CLAMP (L:250)	1	
34	67341-96J00	HOLDER, REMOCON CABLE	1	
35	01550-06167	BOLT	2	
36	17917-87L00	CONNECTOR, FLUSH WATER	1	
37	61136-96L00	CUSHION, OIL PAN COVER	1	
38	67300-96L10	KIT, HOSE ADAPTER (RIGGING)	1	OPT
39	61124-96J50	.GROMMET, R/CON CABLE	1	OPT
40	67361-90J10	.ADAPTER, HOSE (RIGGING)	1	OPT
41	09208-06009	.PIN, HOSE ADAPTER (RIGGING)	2	OPT
42	09383-04002	.E RING	2	OPT

FIG.410B

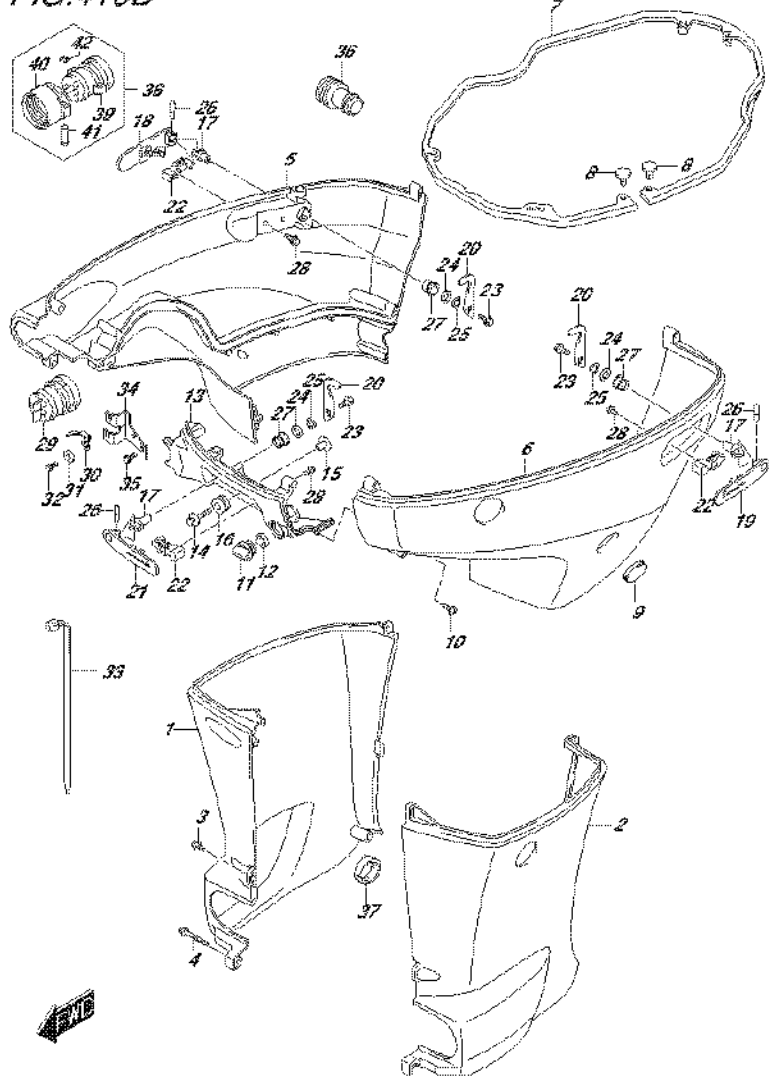
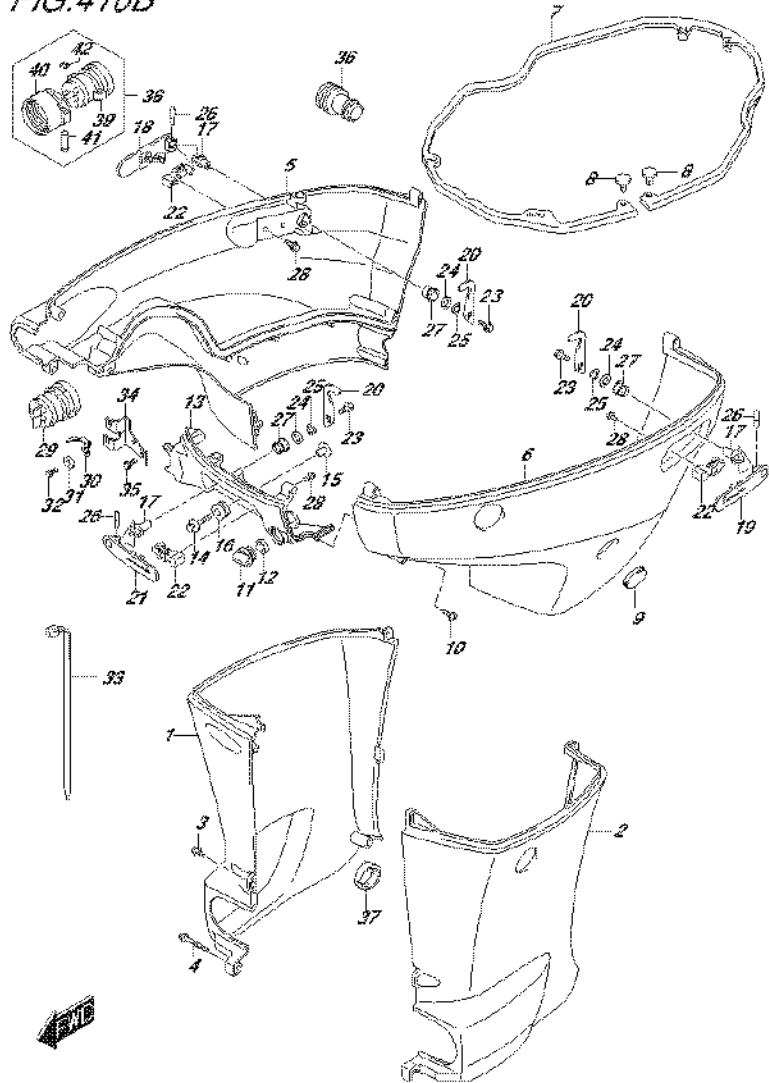


FIG.410B (4-B-8) SIDE COVER (DF150T E40)

REF NO.	PART NO.	DESCRIPTION	Q'TY	REMARKS
1-1	61131-96J02-0EP	COVER, OIL PAN STBD (L) (BLACK)	1	W/TRANSOM(L)
1-2	61131-96J02-Y5S	COVER, OIL PAN STBD (L) (WHITE)	1	W/TRANSOM(L)
1-3	61131-96J12-0EP	COVER, OIL PAN STBD (X) (BLACK)	1	W/TRANSOM(X)
1-4	61131-96J12-Y5S	COVER, OIL PAN STBD (X) (WHITE)	1	W/TRANSOM(X)
2-1	61141-96J02-0EP	COVER, OIL PAN PORT (L) (BLACK)	1	W/TRANSOM(L)
2-2	61141-96J02-Y5S	COVER, OIL PAN PORT (L) (WHITE)	1	W/TRANSOM(L)
2-3	61141-96J12-0EP	COVER, OIL PAN PORT (X) (BLACK)	1	W/TRANSOM(X)
2-4	61141-96J12-Y5S	COVER, OIL PAN PORT (X) (WHITE)	1	W/TRANSOM(X)
3-1	09139-06135	SCREW (6X17)	3	W/TRANSOM(L)
3-2	09139-06135	SCREW (6X17)	5	W/TRANSOM(X)
4	09139-06147	BOLT (6X114)	1	W/TRANSOM(L)
5-1	61811-96J20-0EP	COVER, SIDE STBD (BLACK)	1	
5-2	61811-96J20-Y5S	COVER, SIDE STBD (WHITE)	1	
6-1	61821-96J11-0EP	COVER, SIDE PORT (BLACK)	1	
6-2	61821-96J11-Y5S	COVER, SIDE PORT (WHITE)	1	
7	61134-96J02	SEAL, SIDE COVER	1	
8	09409-05302-5PK	CLIP (BLACK)	2	
9	61817-89J00	PLUG, SIDE COVER	1	
10	09136-06148	SCREW (6X35)	8	
11	17913-93J00	PLUG, WATER	1	
12	17914-93J00	GASKET, WATER PLUG	1	
13-1	61831-96J10-0EP	PANEL, FRONT (BLACK)	1	
13-2	61831-96J10-Y5S	PANEL, FRONT (WHITE)	1	
14	09116-08163	BOLT (8X38)	2	
15	09169-08039	WASHER	2	
16	09320-11013	CUSHION	2	

FIG.410B



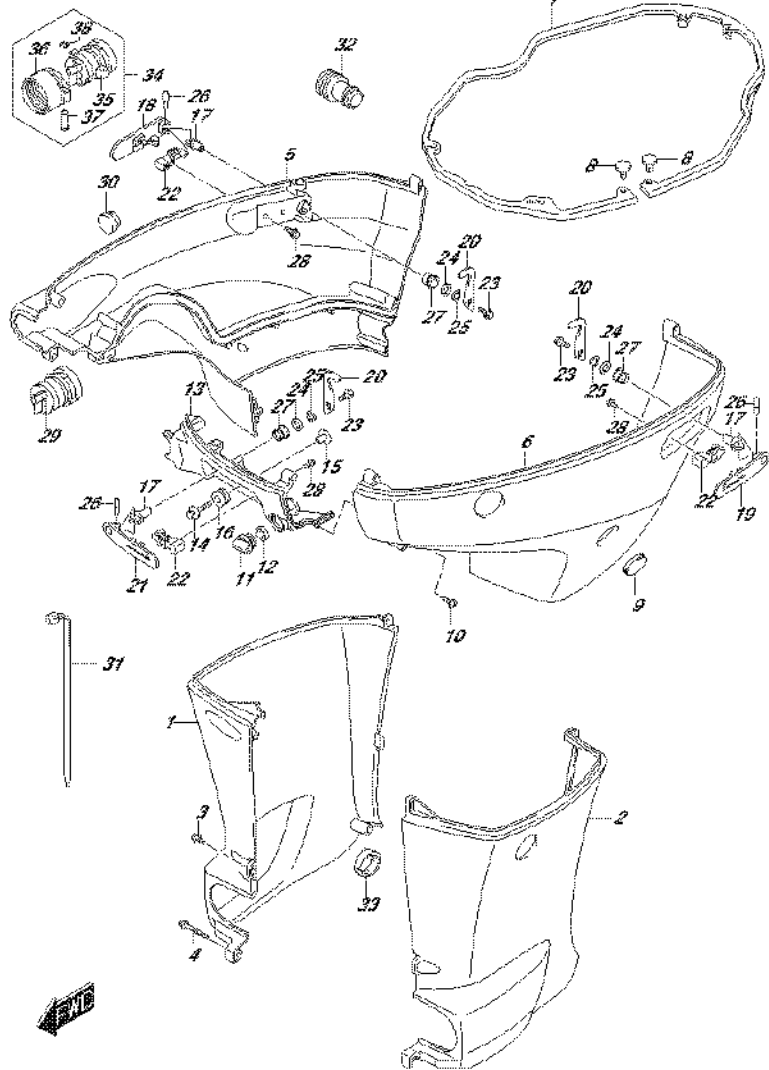
DF175_E01_016_410B
SIDE COVER

FIG.410B (4-B-9) SIDE COVER (DF150T E40)

REF NO.	PART NO.	DESCRIPTION	Q'TY	REMARKS
17	61632-93J00	SHAFT, ENGINE COVER HOOK	3	
18	61633-96J02	LEVER, HOOK RR STBD	1	
19	61634-96J02	LEVER, HOOK RR PORT	1	
20	61641-93J10	HOOK, ENGINE COVER	3	
21	61645-96J02	LEVER, HOOK FR	1	
22	61673-96J02	LATCH, HOOK LEVER	3	
23	09116-06127	BOLT (6X12)	3	
24	09160-13014	WASHER (13.2X25X1)	3	
25	09164-14008	WASHER	3	
26	09202-04022	PIN	3	
27	09306-13007	BUSH	3	
28	01550-05107	SCREW	6	
29	61124-96J30	GROMMET, REMOCON CABLE	1	
30	67343-96J00	STOPPER, REMOCON CABLE	1	
31	09160-06047	WASHER (6.5X20X2)	1	
32	01570-06127	BOLT	1	
33	09407-25402	CLAMP (L:250)	1	
34	67341-96J00	HOLDER, REMOCON CABLE	1	
35	01550-06167	BOLT	2	
36	17917-87L00	CONNECTOR, FLUSH WATER	1	
37	61136-96L00	CUSHION, OIL PAN COVER	1	
38	67300-96L10	KIT, HOSE ADAPTER (RIGGING)	1	OPT
39	61124-96J50	.GROMMET, R/CON CABLE	1	OPT
40	67361-90J10	.ADAPTER, HOSE (RIGGING)	1	OPT
41	09208-06009	.PIN, HOSE ADAPTER (RIGGING)	2	OPT
42	09383-04002	.E RING	2	OPT

DF175_E01_016

FIG.410C



DF175_E01_016_410C
SIDE COVER

FIG.410C (4-B-10) SIDE COVER (DF150TG E01)

REF NO.	PART NO.	DESCRIPTION	Q'TY	REMARKS
1-1	61131-96J02-0EP	COVER, OIL PAN STBD (L) (BLACK)	1	W/TRANSOM(L)
1-2	61131-96J02-Y5S	COVER, OIL PAN STBD (L) (WHITE)	1	W/TRANSOM(L)
1-3	61131-96J12-0EP	COVER, OIL PAN STBD (X) (BLACK)	1	W/TRANSOM(X)
1-4	61131-96J12-Y5S	COVER, OIL PAN STBD (X) (WHITE)	1	W/TRANSOM(X)
2-1	61141-96J02-0EP	COVER, OIL PAN PORT (L) (BLACK)	1	W/TRANSOM(L)
2-2	61141-96J02-Y5S	COVER, OIL PAN PORT (L) (WHITE)	1	W/TRANSOM(L)
2-3	61141-96J12-0EP	COVER, OIL PAN PORT (X) (BLACK)	1	W/TRANSOM(X)
2-4	61141-96J12-Y5S	COVER, OIL PAN PORT (X) (WHITE)	1	W/TRANSOM(X)
3-1	09139-06135	SCREW (6X17)	3	W/TRANSOM(L)
3-2	09139-06135	SCREW (6X17)	5	W/TRANSOM(X)
4	09139-06147	BOLT (6X114)	1	W/TRANSOM(L)
5-1	61811-96J20-0EP	COVER, SIDE STBD (BLACK)	1	
5-2	61811-96J20-Y5S	COVER, SIDE STBD (WHITE)	1	
6-1	61821-96J11-0EP	COVER, SIDE PORT (BLACK)	1	
6-2	61821-96J11-Y5S	COVER, SIDE PORT (WHITE)	1	
7	61134-96J02	SEAL, SIDE COVER	1	
8	09409-05302-5PK	CLIP (BLACK)	2	
9	61817-89J00	PLUG, SIDE COVER	1	
10	09136-06148	SCREW (6X35)	8	
11	17913-93J00	PLUG, WATER	1	
12	17914-93J00	GASKET, WATER PLUG	1	
13-1	61831-96J10-0EP	PANEL, FRONT (BLACK)	1	
13-2	61831-96J10-Y5S	PANEL, FRONT (WHITE)	1	
14	09116-08163	BOLT (8X38)	2	
15	09169-08039	WASHER	2	
16	09320-11013	CUSHION	2	

DF175_E01_016

FIG.410C

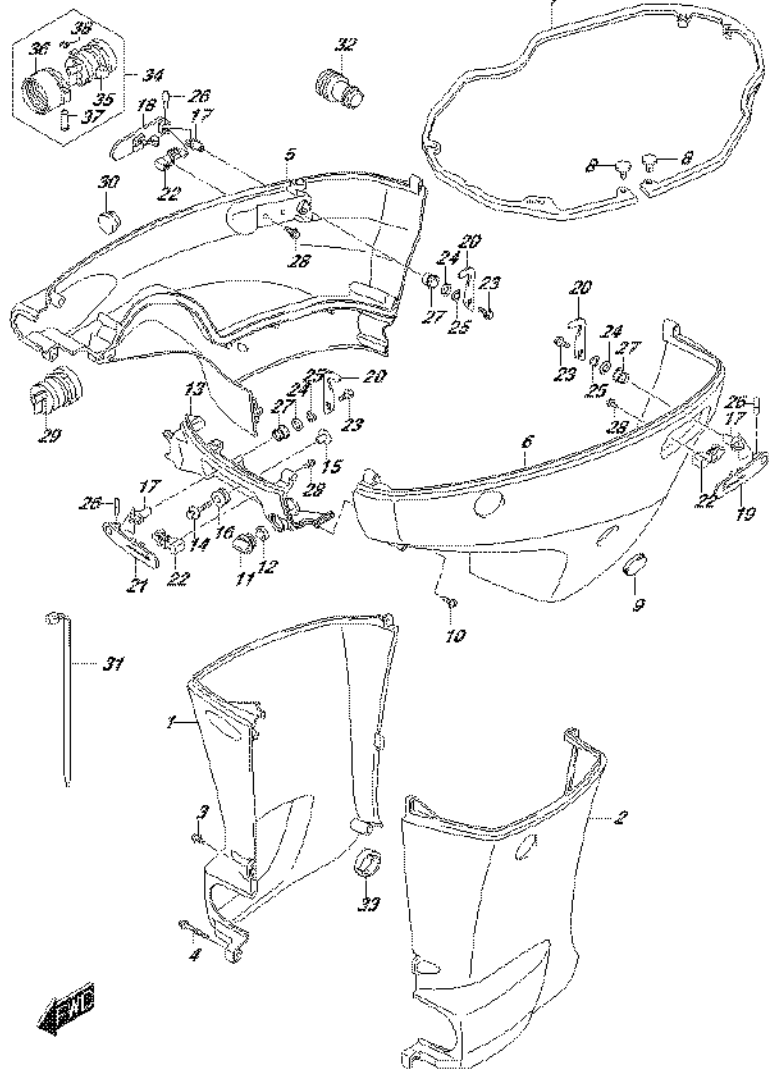
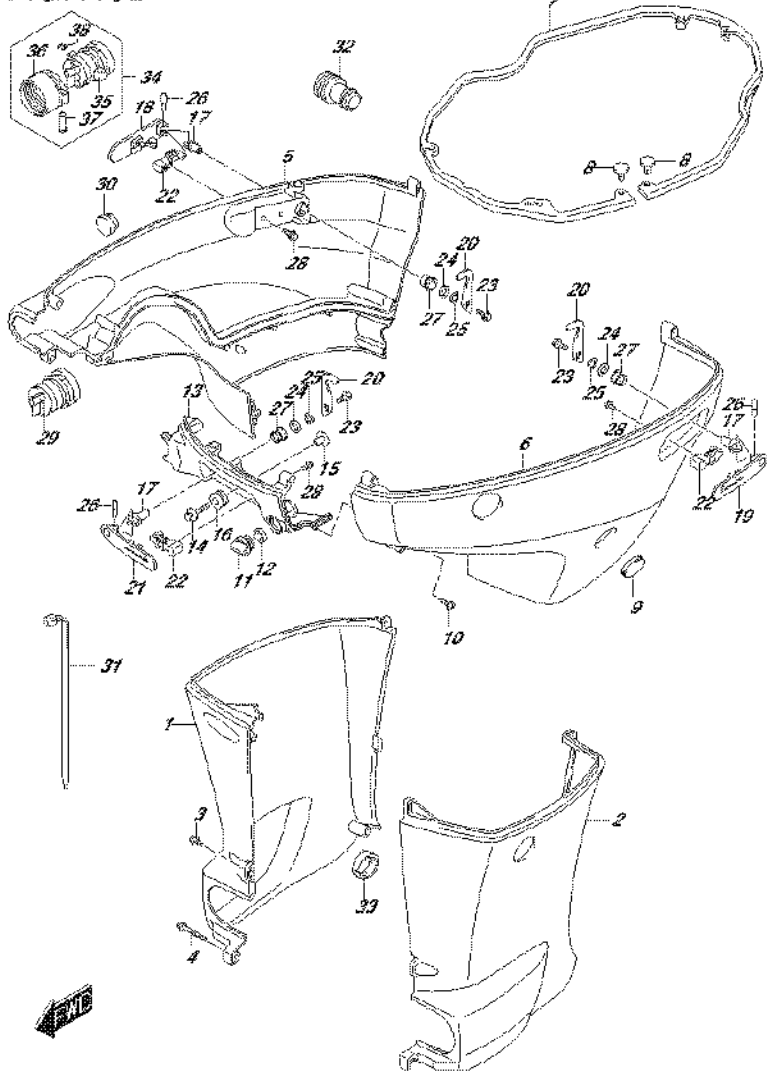


FIG.410C (4-B-11) SIDE COVER (DF150TG E01)

REF NO.	PART NO.	DESCRIPTION	Q'TY	REMARKS
17	61632-93J00	SHAFT, ENGINE COVER HOOK	3	
18	61633-96J02	LEVER, HOOK RR STBD	1	
19	61634-96J02	LEVER, HOOK RR PORT	1	
20	61641-93J10	HOOK, ENGINE COVER	3	
21	61645-96J02	LEVER, HOOK FR	1	
22	61673-96J02	LATCH, HOOK LEVER	3	
23	09116-06127	BOLT (6X12)	3	
24	09160-13014	WASHER (13.2X25X1)	3	
25	09164-14008	WASHER	3	
26	09202-04022	PIN	3	
27	09306-13007	BUSH	3	
28	01550-05107	SCREW	6	
29	61124-96J40	GROMMET, REMOCON CABLE	1	
30	09250-18002	CAP (OD:21)	1	
31	09407-25402	CLAMP (L:250)	1	
32	17917-87L00	CONNECTOR, FLUSH WATER	1	
33	61136-96L00	CUSHION, OIL PAN COVER	1	
34	67300-96L00	KIT, HOSE ADAPTER (RIGGING)	1	OPT
35	61124-96J60	.GROMMET, R/CON CABLE	1	OPT
36	67361-90J10	.ADAPTER, HOSE (RIGGING)	1	OPT
37	09208-06009	.PIN, HOSE ADAPTER (RIGGING)	2	OPT
38	09383-04002	E RING	2	OPT

FIG.410D



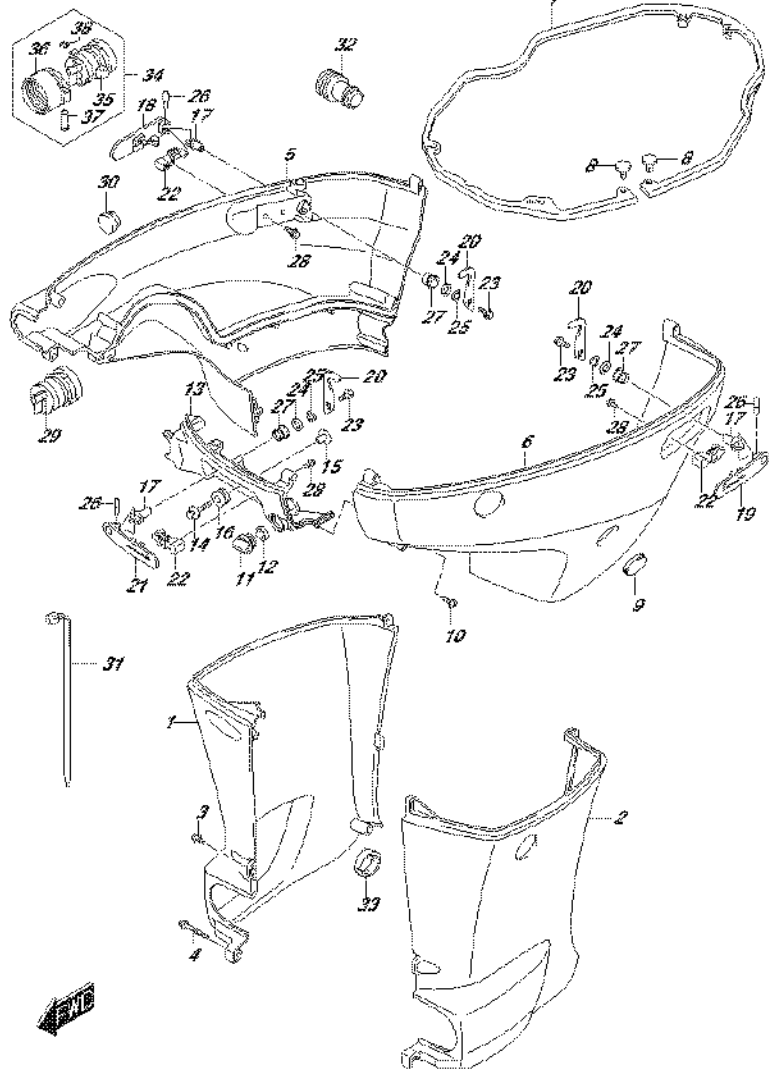
DF175_E01_016_410D
SIDE COVER

FIG.410D (4-B-12) SIDE COVER (DF150TG E40)

REF NO.	PART NO.	DESCRIPTION	Q'TY	REMARKS
1-1	61131-96J02-0EP	COVER, OIL PAN STBD (L) (BLACK)	1	W/TRANSOM(L)
1-2	61131-96J02-Y5S	COVER, OIL PAN STBD (L) (WHITE)	1	W/TRANSOM(L)
1-3	61131-96J12-0EP	COVER, OIL PAN STBD (X) (BLACK)	1	W/TRANSOM(X)
1-4	61131-96J12-Y5S	COVER, OIL PAN STBD (X) (WHITE)	1	W/TRANSOM(X)
2-1	61141-96J02-0EP	COVER, OIL PAN PORT (L) (BLACK)	1	W/TRANSOM(L)
2-2	61141-96J02-Y5S	COVER, OIL PAN PORT (L) (WHITE)	1	W/TRANSOM(L)
2-3	61141-96J12-0EP	COVER, OIL PAN PORT (X) (BLACK)	1	W/TRANSOM(X)
2-4	61141-96J12-Y5S	COVER, OIL PAN PORT (X) (WHITE)	1	W/TRANSOM(X)
3-1	09139-06135	SCREW (6X17)	3	W/TRANSOM(L)
3-2	09139-06135	SCREW (6X17)	5	W/TRANSOM(X)
4	09139-06147	BOLT (6X114)	1	W/TRANSOM(L)
5-1	61811-96J20-0EP	COVER, SIDE STBD (BLACK)	1	
5-2	61811-96J20-Y5S	COVER, SIDE STBD (WHITE)	1	
6-1	61821-96J11-0EP	COVER, SIDE PORT (BLACK)	1	
6-2	61821-96J11-Y5S	COVER, SIDE PORT (WHITE)	1	
7	61134-96J02	SEAL, SIDE COVER	1	
8	09409-05302-5PK	CLIP (BLACK)	2	
9	61817-89J00	PLUG, SIDE COVER	1	
10	09136-06148	SCREW (6X35)	8	
11	17913-93J00	PLUG, WATER	1	
12	17914-93J00	GASKET, WATER PLUG	1	
13-1	61831-96J10-0EP	PANEL, FRONT (BLACK)	1	
13-2	61831-96J10-Y5S	PANEL, FRONT (WHITE)	1	
14	09116-08163	BOLT (8X38)	2	
15	09169-08039	WASHER	2	
16	09320-11013	CUSHION	2	

DF175_E01_016

FIG.410D



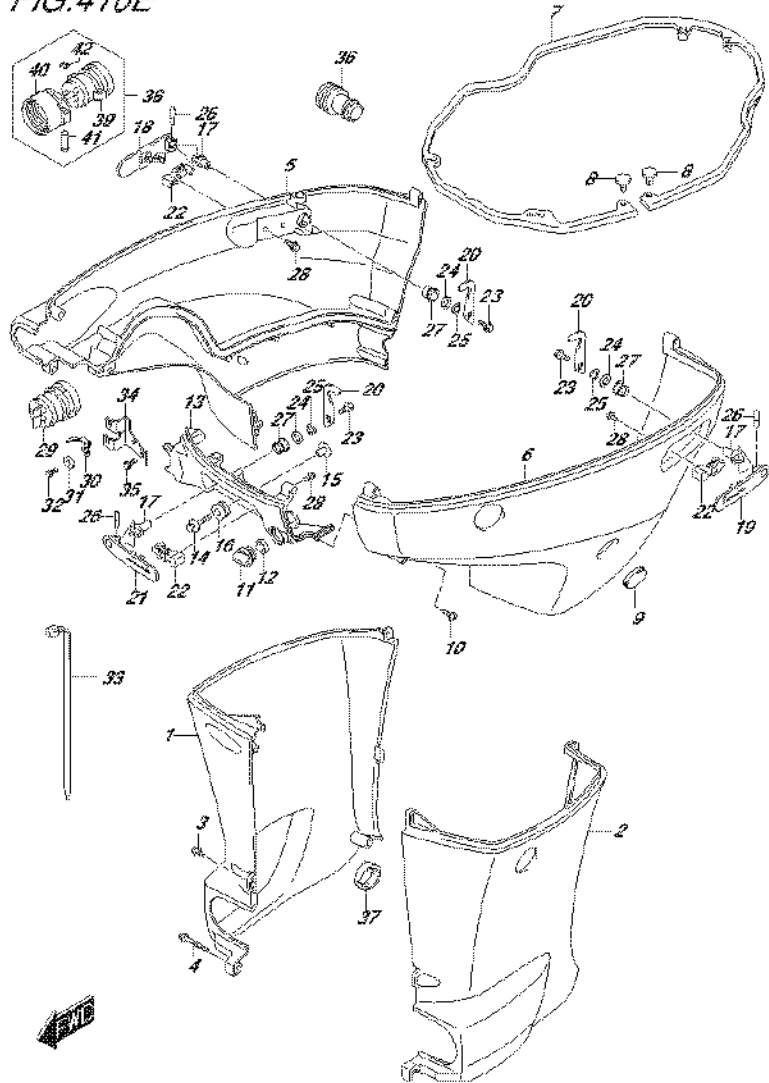
DF175_E01_016_410D
SIDE COVER

FIG.410D (4-B-13) SIDE COVER (DF150TG E40)

REF NO.	PART NO.	DESCRIPTION	Q'TY	REMARKS
17	61632-93J00	SHAFT, ENGINE COVER HOOK	3	
18	61633-96J02	LEVER, HOOK RR STBD	1	
19	61634-96J02	LEVER, HOOK RR PORT	1	
20	61641-93J10	HOOK, ENGINE COVER	3	
21	61645-96J02	LEVER, HOOK FR	1	
22	61673-96J02	LATCH, HOOK LEVER	3	
23	09116-06127	BOLT (6X12)	3	
24	09160-13014	WASHER (13.2X25X1)	3	
25	09164-14008	WASHER	3	
26	09202-04022	PIN	3	
27	09306-13007	BUSH	3	
28	01550-05107	SCREW	6	
29	61124-96J40	GROMMET, REMOCON CABLE	1	
30	09250-18002	CAP (OD:21)	1	
31	09407-25402	CLAMP (L:250)	1	
32	17917-87L00	CONNECTOR, FLUSH WATER	1	
33	61136-96L00	CUSHION, OIL PAN COVER	1	
34	67300-96L00	KIT, HOSE ADAPTER (RIGGING)	1	OPT
35	61124-96J60	.GROMMET, R/CON CABLE	1	OPT
36	67361-90J10	.ADAPTER, HOSE (RIGGING)	1	OPT
37	09208-06009	.PIN, HOSE ADAPTER (RIGGING)	2	OPT
38	09383-04002	E RING	2	OPT

DF175_E01_016

FIG.410E



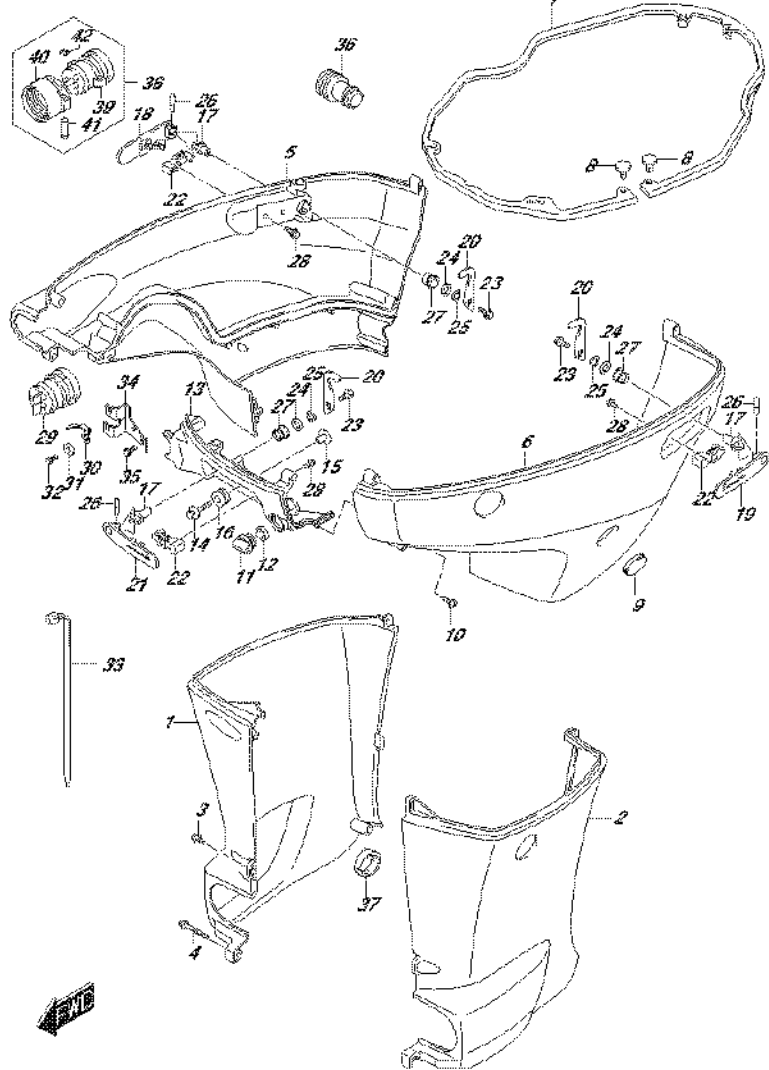
DF175_E01_016_410E
SIDE COVER

FIG.410E (4-B-14) SIDE COVER (DF150Z E01)

REF NO.	PART NO.	DESCRIPTION	Q'TY	REMARKS
1-1	61131-96J02-0EP	COVER, OIL PAN STBD (L) (BLACK)	1	W/TRANSOM(L)
1-2	61131-96J02-Y5S	COVER, OIL PAN STBD (L) (WHITE)	1	W/TRANSOM(L)
1-3	61131-96J12-0EP	COVER, OIL PAN STBD (X) (BLACK)	1	W/TRANSOM(X)
1-4	61131-96J12-Y5S	COVER, OIL PAN STBD (X) (WHITE)	1	W/TRANSOM(X)
2-1	61141-96J02-0EP	COVER, OIL PAN PORT (L) (BLACK)	1	W/TRANSOM(L)
2-2	61141-96J02-Y5S	COVER, OIL PAN PORT (L) (WHITE)	1	W/TRANSOM(L)
2-3	61141-96J12-0EP	COVER, OIL PAN PORT (X) (BLACK)	1	W/TRANSOM(X)
2-4	61141-96J12-Y5S	COVER, OIL PAN PORT (X) (WHITE)	1	W/TRANSOM(X)
3-1	09139-06135	SCREW (6X17)	3	W/TRANSOM(L)
3-2	09139-06135	SCREW (6X17)	5	W/TRANSOM(X)
4	09139-06147	BOLT (6X114)	1	W/TRANSOM(L)
5-1	61811-96J20-0EP	COVER, SIDE STBD (BLACK)	1	
5-2	61811-96J20-Y5S	COVER, SIDE STBD (WHITE)	1	
6-1	61821-96J11-0EP	COVER, SIDE PORT (BLACK)	1	
6-2	61821-96J11-Y5S	COVER, SIDE PORT (WHITE)	1	
7	61134-96J02	SEAL, SIDE COVER	1	
8	09409-05302-5PK	CLIP (BLACK)	2	
9	61817-89J00	PLUG, SIDE COVER	1	
10	09136-06148	SCREW (6X35)	8	
11	17913-93J00	PLUG, WATER	1	
12	17914-93J00	GASKET, WATER PLUG	1	
13-1	61831-96J10-0EP	PANEL, FRONT (BLACK)	1	
13-2	61831-96J10-Y5S	PANEL, FRONT (WHITE)	1	
14	09116-08163	BOLT (8X38)	2	
15	09169-08039	WASHER	2	
16	09320-11013	CUSHION	2	

DF175_E01_016

FIG.410E



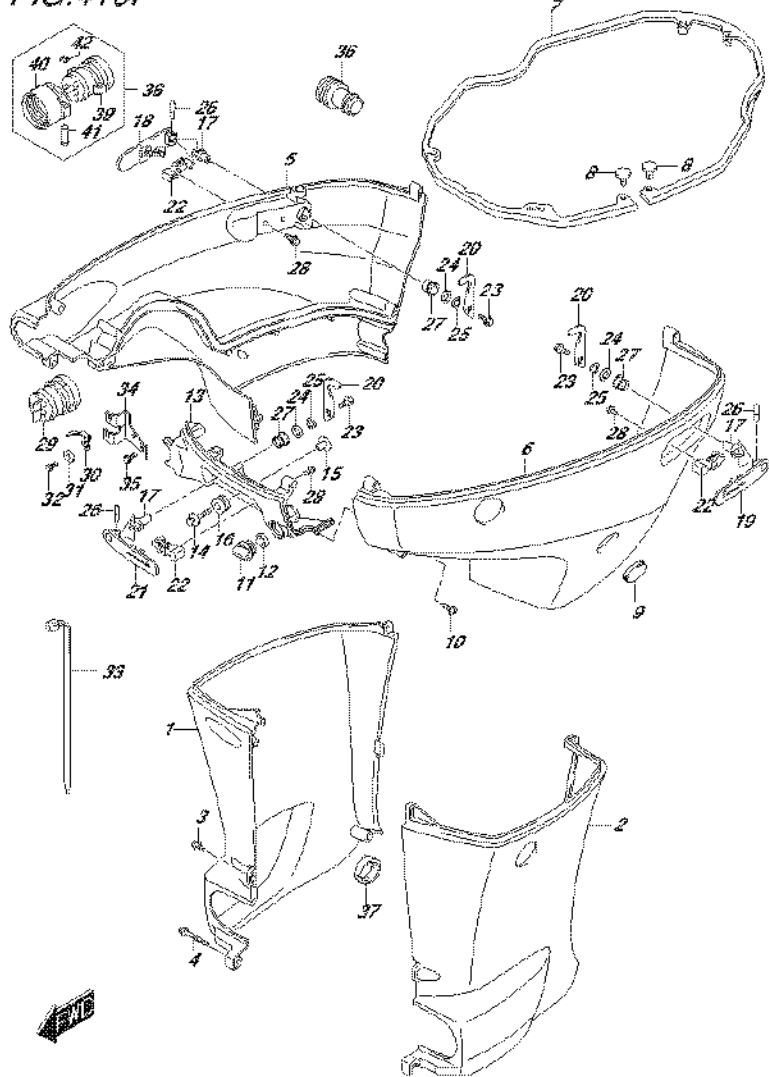
DF175_E01_016_410E
SIDE COVER

FIG.410E (4-B-15) SIDE COVER (DF150Z E01)

REF NO.	PART NO.	DESCRIPTION	Q'TY	REMARKS
17	61632-93J00	SHAFT, ENGINE COVER HOOK	3	
18	61633-96J02	LEVER, HOOK RR STBD	1	
19	61634-96J02	LEVER, HOOK RR PORT	1	
20	61641-93J10	HOOK, ENGINE COVER	3	
21	61645-96J02	LEVER, HOOK FR	1	
22	61673-96J02	LATCH, HOOK LEVER	3	
23	09116-06127	BOLT (6X12)	3	
24	09160-13014	WASHER (13.2X25X1)	3	
25	09164-14008	WASHER	3	
26	09202-04022	PIN	3	
27	09306-13007	BUSH	3	
28	01550-05107	SCREW	6	
29	61124-96J30	GROMMET, REMOCON CABLE	1	
30	67343-96J00	STOPPER, REMOCON CABLE	1	
31	09160-06047	WASHER (6.5X20X2)	1	
32	01570-06127	BOLT	1	
33	09407-25402	CLAMP (L:250)	1	
34	67341-96J00	HOLDER, REMOCON CABLE	1	
35	01550-06167	BOLT	2	
36	17917-87L00	CONNECTOR, FLUSH WATER	1	
37	61136-96L00	CUSHION, OIL PAN COVER	1	
38	67300-96L10	KIT, HOSE ADAPTER (RIGGING)	1	OPT
39	61124-96J50	.GROMMET, R/CON CABLE	1	OPT
40	67361-90J10	.ADAPTER, HOSE (RIGGING)	1	OPT
41	09208-06009	.PIN, HOSE ADAPTER (RIGGING)	2	OPT
42	09383-04002	.E RING	2	OPT

DF175_E01_016

FIG.410F



DF175_E01_016_410F
SIDE COVER

FIG.410F (4-C-2) SIDE COVER (DF150Z E40)

REF NO.	PART NO.	DESCRIPTION	Q'TY	REMARKS
1-1	61131-96J02-0EP	COVER, OIL PAN STBD (L) (BLACK)	1	W/TRANSOM(L)
1-2	61131-96J02-Y5S	COVER, OIL PAN STBD (L) (WHITE)	1	W/TRANSOM(L)
1-3	61131-96J12-0EP	COVER, OIL PAN STBD (X) (BLACK)	1	W/TRANSOM(X)
1-4	61131-96J12-Y5S	COVER, OIL PAN STBD (X) (WHITE)	1	W/TRANSOM(X)
2-1	61141-96J02-0EP	COVER, OIL PAN PORT (L) (BLACK)	1	W/TRANSOM(L)
2-2	61141-96J02-Y5S	COVER, OIL PAN PORT (L) (WHITE)	1	W/TRANSOM(L)
2-3	61141-96J12-0EP	COVER, OIL PAN PORT (X) (BLACK)	1	W/TRANSOM(X)
2-4	61141-96J12-Y5S	COVER, OIL PAN PORT (X) (WHITE)	1	W/TRANSOM(X)
3-1	09139-06135	SCREW (6X17)	3	W/TRANSOM(L)
3-2	09139-06135	SCREW (6X17)	5	W/TRANSOM(X)
4	09139-06147	BOLT (6X114)	1	W/TRANSOM(L)
5-1	61811-96J20-0EP	COVER, SIDE STBD (BLACK)	1	
5-2	61811-96J20-Y5S	COVER, SIDE STBD (WHITE)	1	
6-1	61821-96J11-0EP	COVER, SIDE PORT (BLACK)	1	
6-2	61821-96J11-Y5S	COVER, SIDE PORT (WHITE)	1	
7	61134-96J02	SEAL, SIDE COVER	1	
8	09409-05302-5PK	CLIP (BLACK)	2	
9	61817-89J00	PLUG, SIDE COVER	1	
10	09136-06148	SCREW (6X35)	8	
11	17913-93J00	PLUG, WATER	1	
12	17914-93J00	GASKET, WATER PLUG	1	
13-1	61831-96J10-0EP	PANEL, FRONT (BLACK)	1	
13-2	61831-96J10-Y5S	PANEL, FRONT (WHITE)	1	
14	09116-08163	BOLT (8X38)	2	
15	09169-08039	WASHER	2	
16	09320-11013	CUSHION	2	

DF175_E01_016

FIG.410F

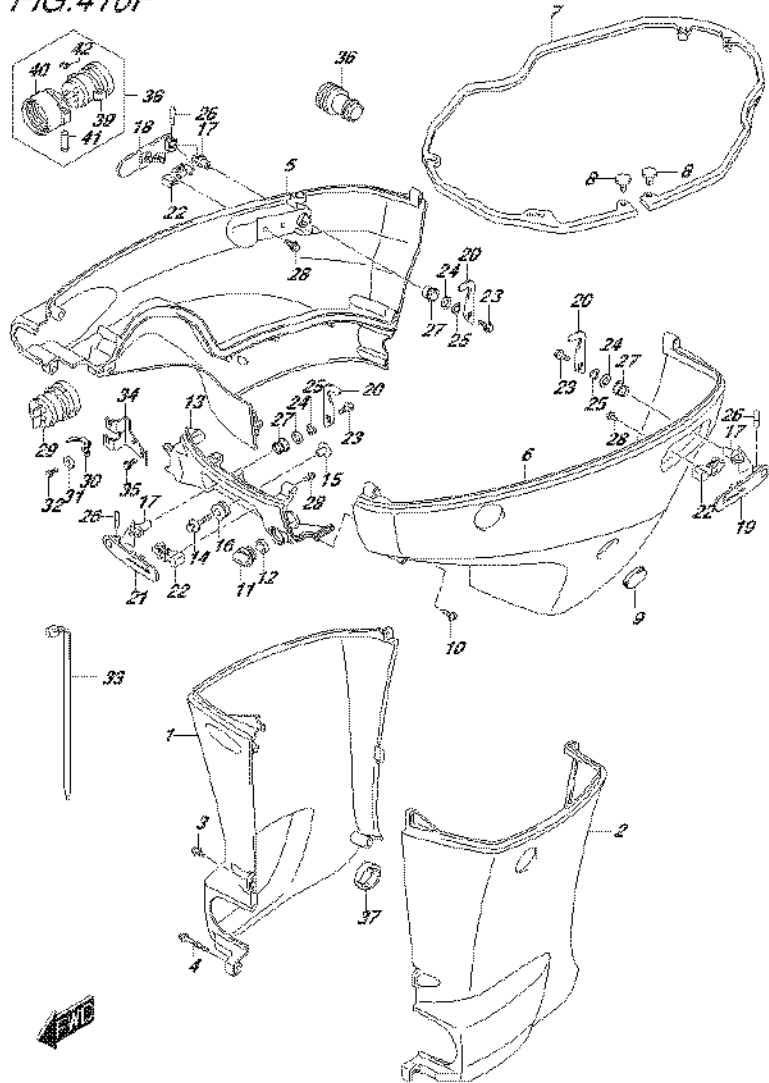


FIG.410F (4-C-3) SIDE COVER (DF150Z E40)

REF NO.	PART NO.	DESCRIPTION	Q'TY	REMARKS
17	61632-93J00	SHAFT, ENGINE COVER HOOK	3	
18	61633-96J02	LEVER, HOOK RR STBD	1	
19	61634-96J02	LEVER, HOOK RR PORT	1	
20	61641-93J10	HOOK, ENGINE COVER	3	
21	61645-96J02	LEVER, HOOK FR	1	
22	61673-96J02	LATCH, HOOK LEVER	3	
23	09116-06127	BOLT (6X12)	3	
24	09160-13014	WASHER (13.2X25X1)	3	
25	09164-14008	WASHER	3	
26	09202-04022	PIN	3	
27	09306-13007	BUSH	3	
28	01550-05107	SCREW	6	
29	61124-96J30	GROMMET, REMOCON CABLE	1	
30	67343-96J00	STOPPER, REMOCON CABLE	1	
31	09160-06047	WASHER (6.5X20X2)	1	
32	01570-06127	BOLT	1	
33	09407-25402	CLAMP (L:250)	1	
34	67341-96J00	HOLDER, REMOCON CABLE	1	
35	01550-06167	BOLT	2	
36	17917-87L00	CONNECTOR, FLUSH WATER	1	
37	61136-96L00	CUSHION, OIL PAN COVER	1	
38	67300-96L10	KIT, HOSE ADAPTER (RIGGING)	1	OPT
39	61124-96J50	.GROMMET, R/CON CABLE	1	OPT
40	67361-90J10	.ADAPTER, HOSE (RIGGING)	1	OPT
41	09208-06009	.PIN, HOSE ADAPTER (RIGGING)	2	OPT
42	09383-04002	.E RING	2	OPT

FIG.410G

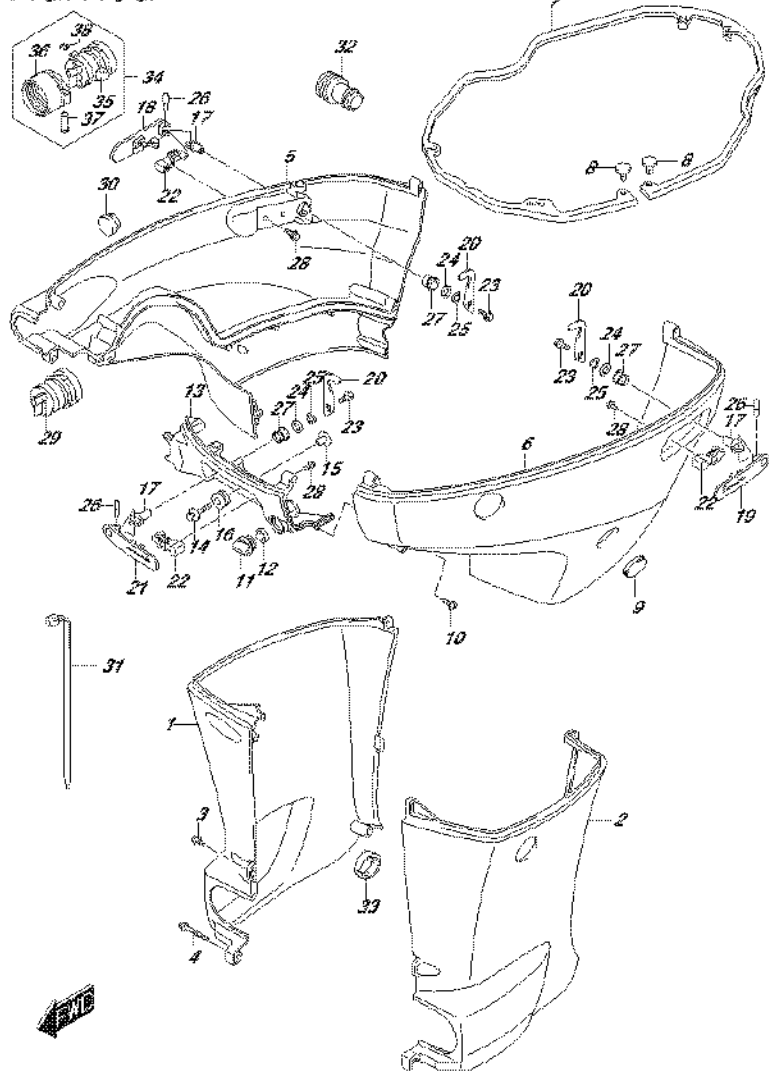


FIG.410G (4-C-4) SIDE COVER (DF150ZG E01)

REF NO.	PART NO.	DESCRIPTION	Q'TY	REMARKS
1-1	61131-96J02-0EP	COVER, OIL PAN STBD (L) (BLACK)	1	W/TRANSOM(L)
1-2	61131-96J02-Y5S	COVER, OIL PAN STBD (L) (WHITE)	1	W/TRANSOM(L)
1-3	61131-96J12-0EP	COVER, OIL PAN STBD (X) (BLACK)	1	W/TRANSOM(X)
1-4	61131-96J12-Y5S	COVER, OIL PAN STBD (X) (WHITE)	1	W/TRANSOM(X)
2-1	61141-96J02-0EP	COVER, OIL PAN PORT (L) (BLACK)	1	W/TRANSOM(L)
2-2	61141-96J02-Y5S	COVER, OIL PAN PORT (L) (WHITE)	1	W/TRANSOM(L)
2-3	61141-96J12-0EP	COVER, OIL PAN PORT (X) (BLACK)	1	W/TRANSOM(X)
2-4	61141-96J12-Y5S	COVER, OIL PAN PORT (X) (WHITE)	1	W/TRANSOM(X)
3-1	09139-06135	SCREW (6X17)	3	W/TRANSOM(L)
3-2	09139-06135	SCREW (6X17)	5	W/TRANSOM(X)
4	09139-06147	BOLT (6X114)	1	W/TRANSOM(L)
5-1	61811-96J20-0EP	COVER, SIDE STBD (BLACK)	1	
5-2	61811-96J20-Y5S	COVER, SIDE STBD (WHITE)	1	
6-1	61821-96J11-0EP	COVER, SIDE PORT (BLACK)	1	
6-2	61821-96J11-Y5S	COVER, SIDE PORT (WHITE)	1	
7	61134-96J02	SEAL, SIDE COVER	1	
8	09409-05302-5PK	CLIP (BLACK)	2	
9	61817-89J00	PLUG, SIDE COVER	1	
10	09136-06148	SCREW (6X35)	8	
11	17913-93J00	PLUG, WATER	1	
12	17914-93J00	GASKET, WATER PLUG	1	
13-1	61831-96J10-0EP	PANEL, FRONT (BLACK)	1	
13-2	61831-96J10-Y5S	PANEL, FRONT (WHITE)	1	
14	09116-08163	BOLT (8X38)	2	
15	09169-08039	WASHER	2	
16	09320-11013	CUSHION	2	

FIG.410G

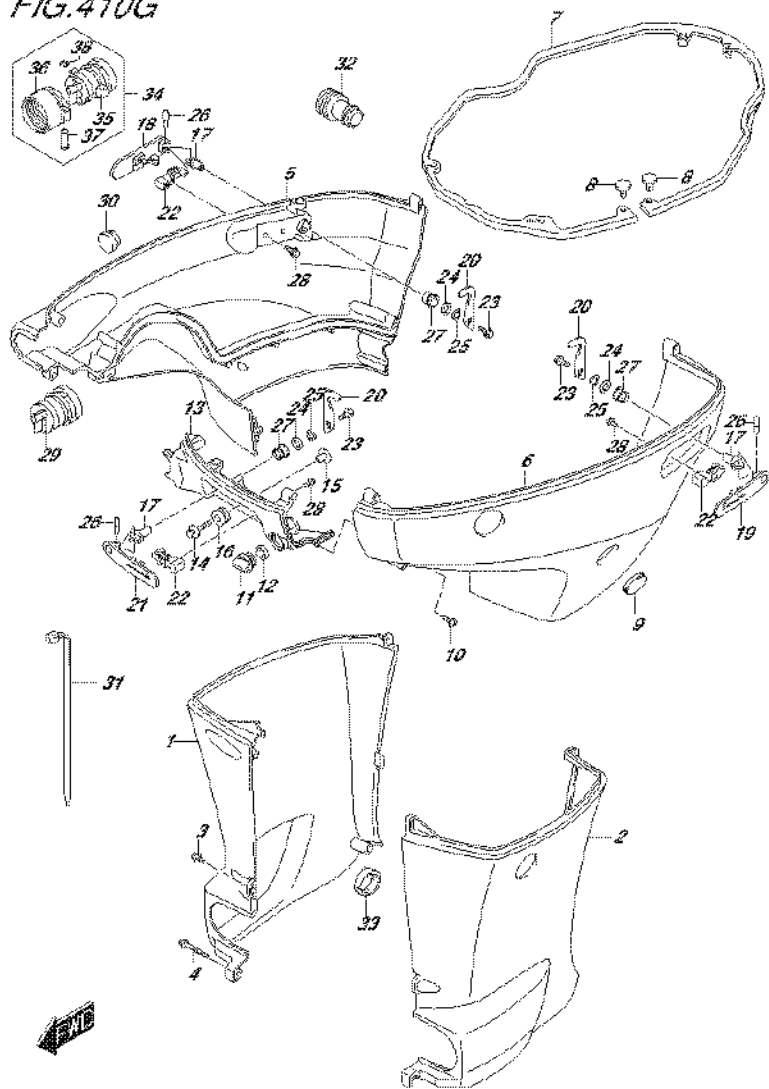
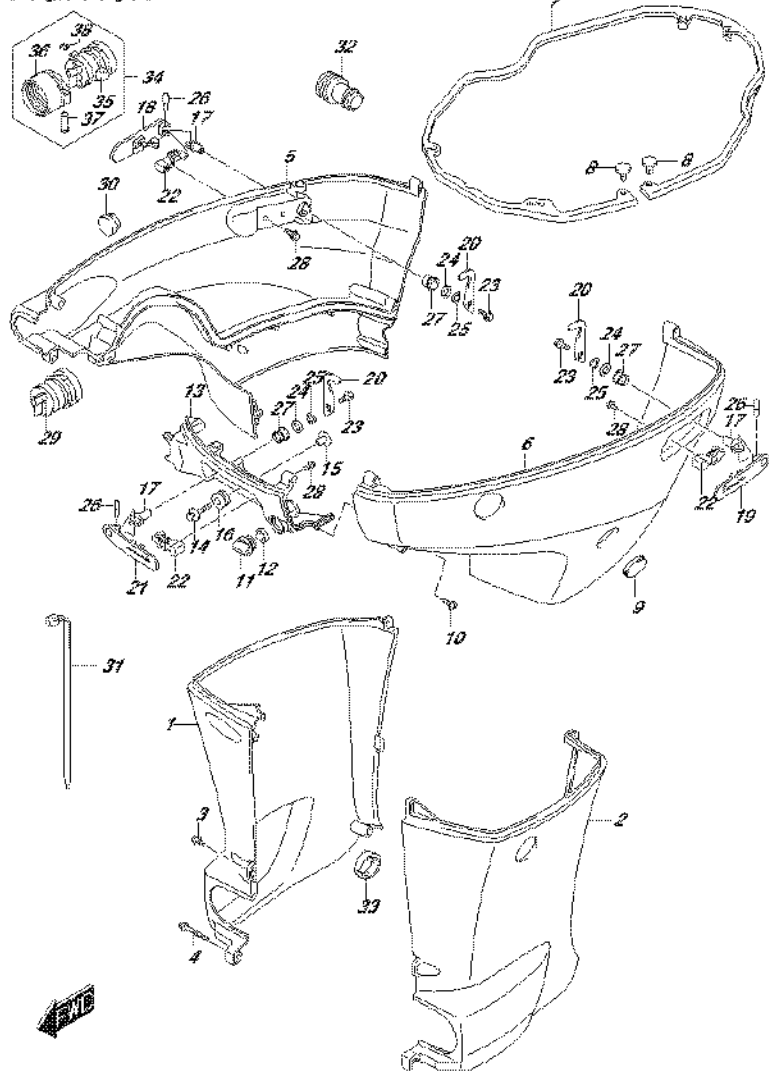


FIG.410G (4-C-5) SIDE COVER (DF150ZG E01)

REF NO.	PART NO.	DESCRIPTION	Q'TY	REMARKS
17	61632-93J00	SHAFT, ENGINE COVER HOOK	3	
18	61633-96J02	LEVER, HOOK RR STBD	1	
19	61634-96J02	LEVER, HOOK RR PORT	1	
20	61641-93J10	HOOK, ENGINE COVER	3	
21	61645-96J02	LEVER, HOOK FR	1	
22	61673-96J02	LATCH, HOOK LEVER	3	
23	09116-06127	BOLT (6X12)	3	
24	09160-13014	WASHER (13.2X25X1)	3	
25	09164-14008	WASHER	3	
26	09202-04022	PIN	3	
27	09306-13007	BUSH	3	
28	01550-05107	SCREW	6	
29	61124-96J40	GROMMET, REMOCON CABLE	1	
30	09250-18002	CAP (OD:21)	1	
31	09407-25402	CLAMP (L:250)	1	
32	17917-87L00	CONNECTOR, FLUSH WATER	1	
33	61136-96L00	CUSHION, OIL PAN COVER	1	
34	67300-96L00	KIT, HOSE ADAPTER (RIGGING)	1	OPT
35	61124-96J60	.GROMMET, R/CON CABLE	1	OPT
36	67361-90J10	.ADAPTER, HOSE (RIGGING)	1	OPT
37	09208-06009	.PIN, HOSE ADAPTER (RIGGING)	2	OPT
38	09383-04002	E RING	2	OPT

FIG.410H



DF175_E01_016_410H
SIDE COVER

FIG.410H (4-C-6) SIDE COVER (DF150ZG E40)

REF NO.	PART NO.	DESCRIPTION	Q'TY	REMARKS
1-1	61131-96J02-0EP	COVER, OIL PAN STBD (L) (BLACK)	1	W/TRANSOM(L)
1-2	61131-96J02-Y5S	COVER, OIL PAN STBD (L) (WHITE)	1	W/TRANSOM(L)
1-3	61131-96J12-0EP	COVER, OIL PAN STBD (X) (BLACK)	1	W/TRANSOM(X)
1-4	61131-96J12-Y5S	COVER, OIL PAN STBD (X) (WHITE)	1	W/TRANSOM(X)
2-1	61141-96J02-0EP	COVER, OIL PAN PORT (L) (BLACK)	1	W/TRANSOM(L)
2-2	61141-96J02-Y5S	COVER, OIL PAN PORT (L) (WHITE)	1	W/TRANSOM(L)
2-3	61141-96J12-0EP	COVER, OIL PAN PORT (X) (BLACK)	1	W/TRANSOM(X)
2-4	61141-96J12-Y5S	COVER, OIL PAN PORT (X) (WHITE)	1	W/TRANSOM(X)
3-1	09139-06135	SCREW (6X17)	3	W/TRANSOM(L)
3-2	09139-06135	SCREW (6X17)	5	W/TRANSOM(X)
4	09139-06147	BOLT (6X114)	1	W/TRANSOM(L)
5-1	61811-96J20-0EP	COVER, SIDE STBD (BLACK)	1	
5-2	61811-96J20-Y5S	COVER, SIDE STBD (WHITE)	1	
6-1	61821-96J11-0EP	COVER, SIDE PORT (BLACK)	1	
6-2	61821-96J11-Y5S	COVER, SIDE PORT (WHITE)	1	
7	61134-96J02	SEAL, SIDE COVER	1	
8	09409-05302-5PK	CLIP (BLACK)	2	
9	61817-89J00	PLUG, SIDE COVER	1	
10	09136-06148	SCREW (6X35)	8	
11	17913-93J00	PLUG, WATER	1	
12	17914-93J00	GASKET, WATER PLUG	1	
13-1	61831-96J10-0EP	PANEL, FRONT (BLACK)	1	
13-2	61831-96J10-Y5S	PANEL, FRONT (WHITE)	1	
14	09116-08163	BOLT (8X38)	2	
15	09169-08039	WASHER	2	
16	09320-11013	CUSHION	2	

DF175_E01_016

FIG.410H

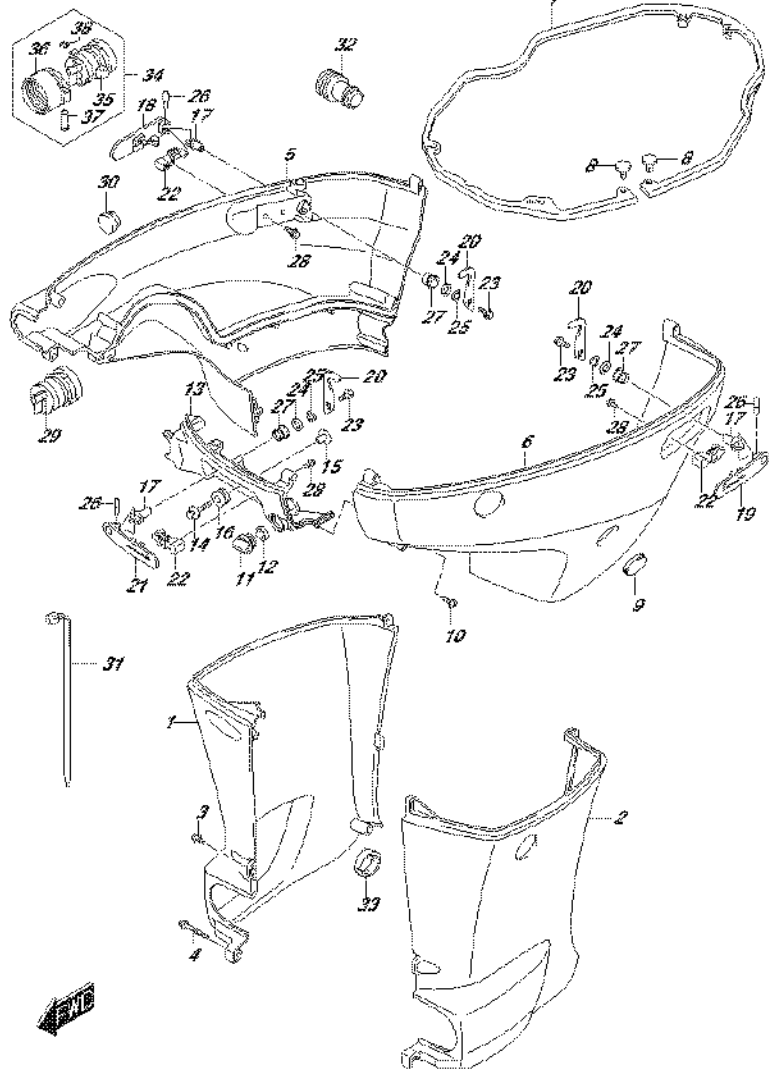


FIG.410H (4-C-7) SIDE COVER (DF150ZG E40)

REF NO.	PART NO.	DESCRIPTION	Q'TY	REMARKS
17	61632-93J00	SHAFT, ENGINE COVER HOOK	3	
18	61633-96J02	LEVER, HOOK RR STBD	1	
19	61634-96J02	LEVER, HOOK RR PORT	1	
20	61641-93J10	HOOK, ENGINE COVER	3	
21	61645-96J02	LEVER, HOOK FR	1	
22	61673-96J02	LATCH, HOOK LEVER	3	
23	09116-06127	BOLT (6X12)	3	
24	09160-13014	WASHER (13.2X25X1)	3	
25	09164-14008	WASHER	3	
26	09202-04022	PIN	3	
27	09306-13007	BUSH	3	
28	01550-05107	SCREW	6	
29	61124-96J40	GROMMET, REMOCON CABLE	1	
30	09250-18002	CAP (OD:21)	1	
31	09407-25402	CLAMP (L:250)	1	
32	17917-87L00	CONNECTOR, FLUSH WATER	1	
33	61136-96L00	CUSHION, OIL PAN COVER	1	
34	67300-96L00	KIT, HOSE ADAPTER (RIGGING)	1	OPT
35	61124-96J60	.GROMMET, R/CON CABLE	1	OPT
36	67361-90J10	.ADAPTER, HOSE (RIGGING)	1	OPT
37	09208-06009	.PIN, HOSE ADAPTER (RIGGING)	2	OPT
38	09383-04002	E RING	2	OPT

FIG.410J

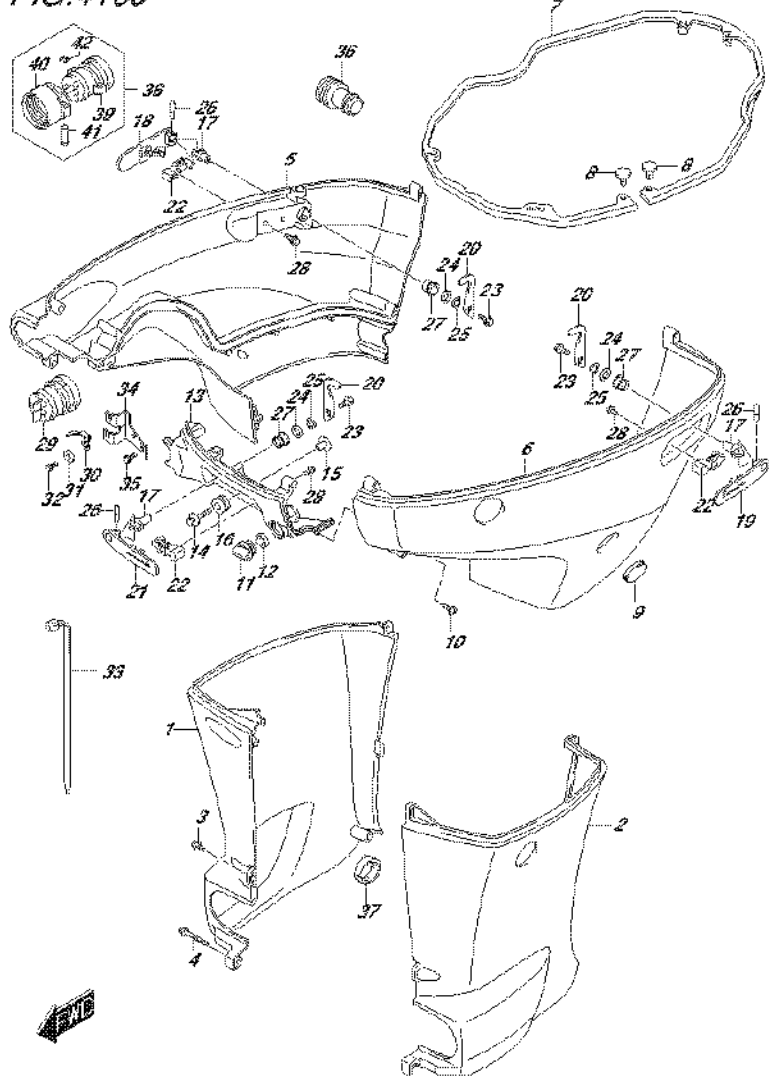


FIG.410J (4-C-8) SIDE COVER (DF175T E01)

REF NO.	PART NO.	DESCRIPTION	Q'TY	REMARKS
1-1	61131-96J02-0EP	COVER, OIL PAN STBD (L) (BLACK)	1	W/TRANSOM(L)
1-2	61131-96J02-Y5S	COVER, OIL PAN STBD (L) (WHITE)	1	W/TRANSOM(L)
1-3	61131-96J12-0EP	COVER, OIL PAN STBD (X) (BLACK)	1	W/TRANSOM(X)
1-4	61131-96J12-Y5S	COVER, OIL PAN STBD (X) (WHITE)	1	W/TRANSOM(X)
2-1	61141-96J02-0EP	COVER, OIL PAN PORT (L) (BLACK)	1	W/TRANSOM(L)
2-2	61141-96J02-Y5S	COVER, OIL PAN PORT (L) (WHITE)	1	W/TRANSOM(L)
2-3	61141-96J12-0EP	COVER, OIL PAN PORT (X) (BLACK)	1	W/TRANSOM(X)
2-4	61141-96J12-Y5S	COVER, OIL PAN PORT (X) (WHITE)	1	W/TRANSOM(X)
3-1	09139-06135	SCREW (6X17)	3	W/TRANSOM(L)
3-2	09139-06135	SCREW (6X17)	5	W/TRANSOM(X)
4	09139-06147	BOLT (6X114)	1	W/TRANSOM(L)
5-1	61811-96J20-0EP	COVER, SIDE STBD (BLACK)	1	
5-2	61811-96J20-Y5S	COVER, SIDE STBD (WHITE)	1	
6-1	61821-96J11-0EP	COVER, SIDE PORT (BLACK)	1	
6-2	61821-96J11-Y5S	COVER, SIDE PORT (WHITE)	1	
7	61134-96J02	SEAL, SIDE COVER	1	
8	09409-05302-5PK	CLIP (BLACK)	2	
9	61817-89J00	PLUG, SIDE COVER	1	
10	09136-06148	SCREW (6X35)	8	
11	17913-93J00	PLUG, WATER	1	
12	17914-93J00	GASKET, WATER PLUG	1	
13-1	61831-96J10-0EP	PANEL, FRONT (BLACK)	1	
13-2	61831-96J10-Y5S	PANEL, FRONT (WHITE)	1	
14	09116-08163	BOLT (8X38)	2	
15	09169-08039	WASHER	2	
16	09320-11013	CUSHION	2	

FIG.410J

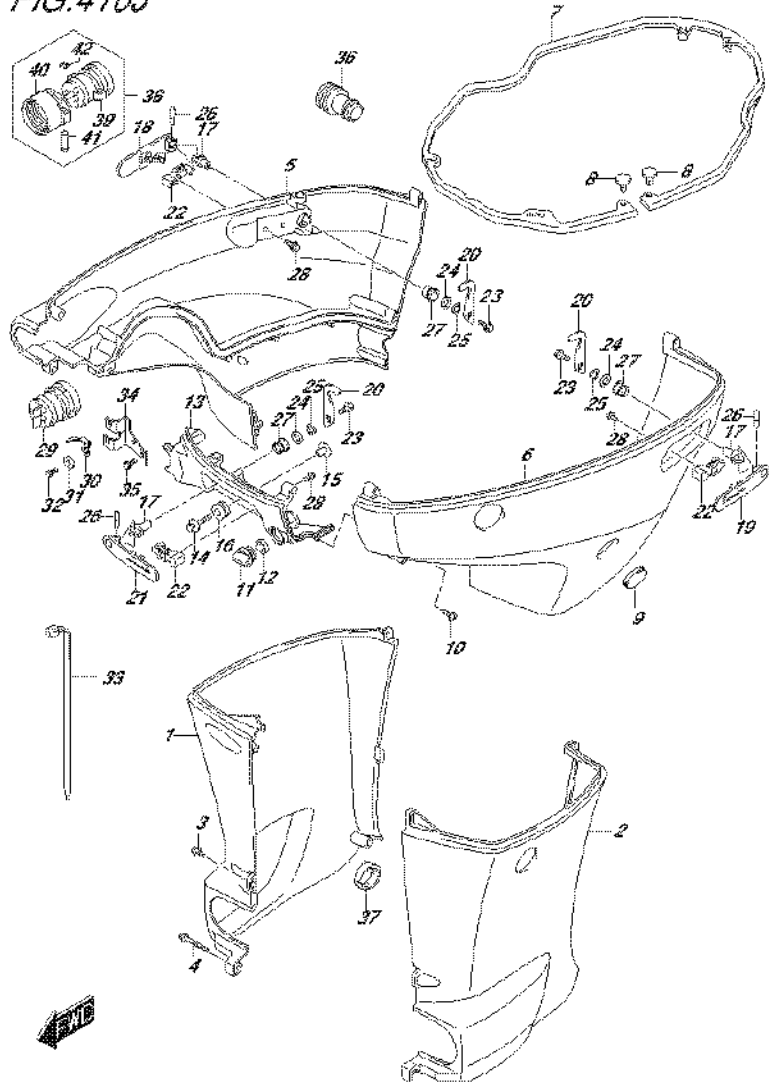


FIG.410J (4-C-9) SIDE COVER (DF175T E01)

REF NO.	PART NO.	DESCRIPTION	Q'TY	REMARKS
17	61632-93J00	SHAFT, ENGINE COVER HOOK	3	
18	61633-96J02	LEVER, HOOK RR STBD	1	
19	61634-96J02	LEVER, HOOK RR PORT	1	
20	61641-93J10	HOOK, ENGINE COVER	3	
21	61645-96J02	LEVER, HOOK FR	1	
22	61673-96J02	LATCH, HOOK LEVER	3	
23	09116-06127	BOLT (6X12)	3	
24	09160-13014	WASHER (13.2X25X1)	3	
25	09164-14008	WASHER	3	
26	09202-04022	PIN	3	
27	09306-13007	BUSH	3	
28	01550-05107	SCREW	6	
29	61124-96J30	GROMMET, REMOCON CABLE	1	
30	67343-96J00	STOPPER, REMOCON CABLE	1	
31	09160-06047	WASHER (6.5X20X2)	1	
32	01570-06127	BOLT	1	
33	09407-25402	CLAMP (L:250)	1	
34	67341-96J00	HOLDER, REMOCON CABLE	1	
35	01550-06167	BOLT	2	
36	17917-87L00	CONNECTOR, FLUSH WATER	1	
37	61136-96L00	CUSHION, OIL PAN COVER	1	
38	67300-96L10	KIT, HOSE ADAPTER (RIGGING)	1	OPT
39	61124-96J50	.GROMMET, R/CON CABLE	1	OPT
40	67361-90J10	.ADAPTER, HOSE (RIGGING)	1	OPT
41	09208-06009	.PIN, HOSE ADAPTER (RIGGING)	2	OPT
42	09383-04002	.E RING	2	OPT

FIG.410K

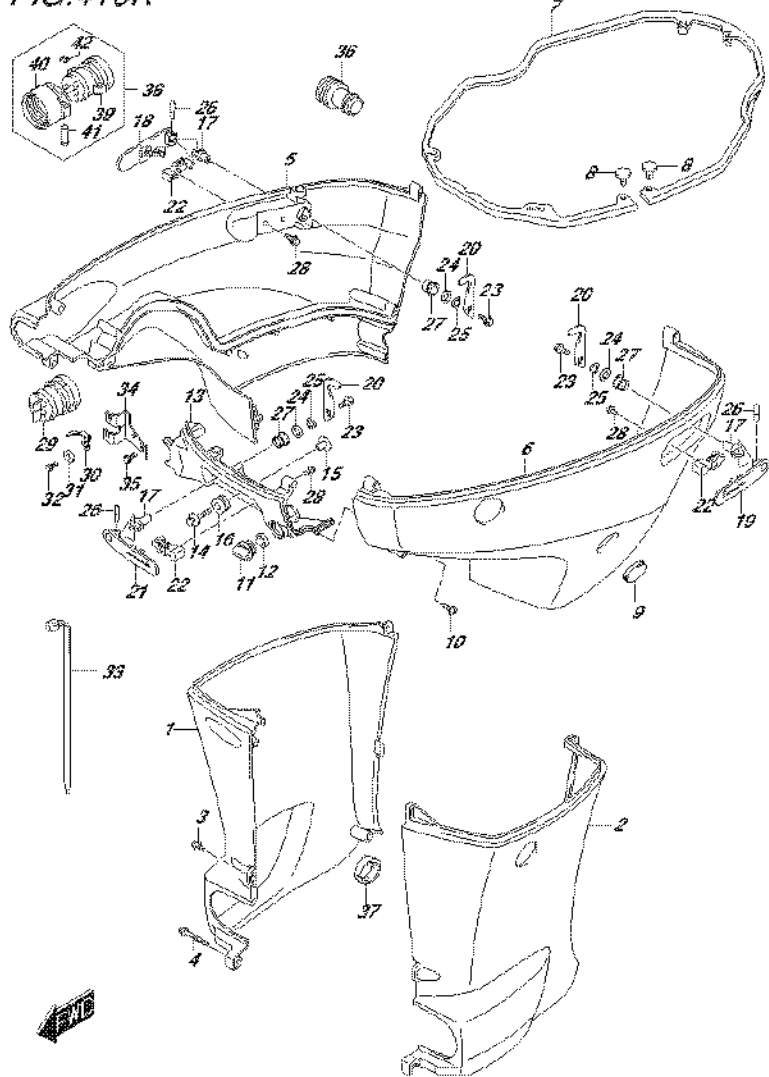
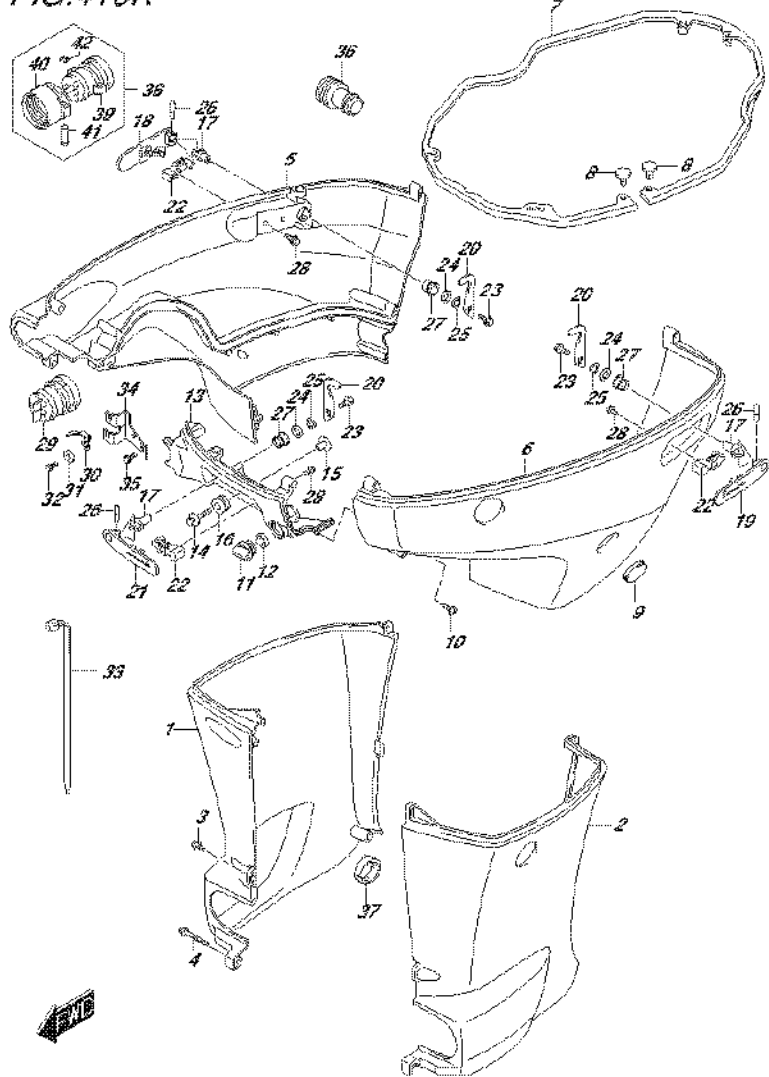


FIG.410K (4-C-10) SIDE COVER (DF175T E40)

REF NO.	PART NO.	DESCRIPTION	Q'TY	REMARKS
1-1	61131-96J02-0EP	COVER, OIL PAN STBD (L) (BLACK)	1	W/TRANSOM(L)
1-2	61131-96J02-Y5S	COVER, OIL PAN STBD (L) (WHITE)	1	W/TRANSOM(L)
1-3	61131-96J12-0EP	COVER, OIL PAN STBD (X) (BLACK)	1	W/TRANSOM(X)
1-4	61131-96J12-Y5S	COVER, OIL PAN STBD (X) (WHITE)	1	W/TRANSOM(X)
2-1	61141-96J02-0EP	COVER, OIL PAN PORT (L) (BLACK)	1	W/TRANSOM(L)
2-2	61141-96J02-Y5S	COVER, OIL PAN PORT (L) (WHITE)	1	W/TRANSOM(L)
2-3	61141-96J12-0EP	COVER, OIL PAN PORT (X) (BLACK)	1	W/TRANSOM(X)
2-4	61141-96J12-Y5S	COVER, OIL PAN PORT (X) (WHITE)	1	W/TRANSOM(X)
3-1	09139-06135	SCREW (6X17)	3	W/TRANSOM(L)
3-2	09139-06135	SCREW (6X17)	5	W/TRANSOM(X)
4	09139-06147	BOLT (6X114)	1	W/TRANSOM(L)
5-1	61811-96J20-0EP	COVER, SIDE STBD (BLACK)	1	
5-2	61811-96J20-Y5S	COVER, SIDE STBD (WHITE)	1	
6-1	61821-96J11-0EP	COVER, SIDE PORT (BLACK)	1	
6-2	61821-96J11-Y5S	COVER, SIDE PORT (WHITE)	1	
7	61134-96J02	SEAL, SIDE COVER	1	
8	09409-05302-5PK	CLIP (BLACK)	2	
9	61817-89J00	PLUG, SIDE COVER	1	
10	09136-06148	SCREW (6X35)	8	
11	17913-93J00	PLUG, WATER	1	
12	17914-93J00	GASKET, WATER PLUG	1	
13-1	61831-96J10-0EP	PANEL, FRONT (BLACK)	1	
13-2	61831-96J10-Y5S	PANEL, FRONT (WHITE)	1	
14	09116-08163	BOLT (8X38)	2	
15	09169-08039	WASHER	2	
16	09320-11013	CUSHION	2	

FIG.410K



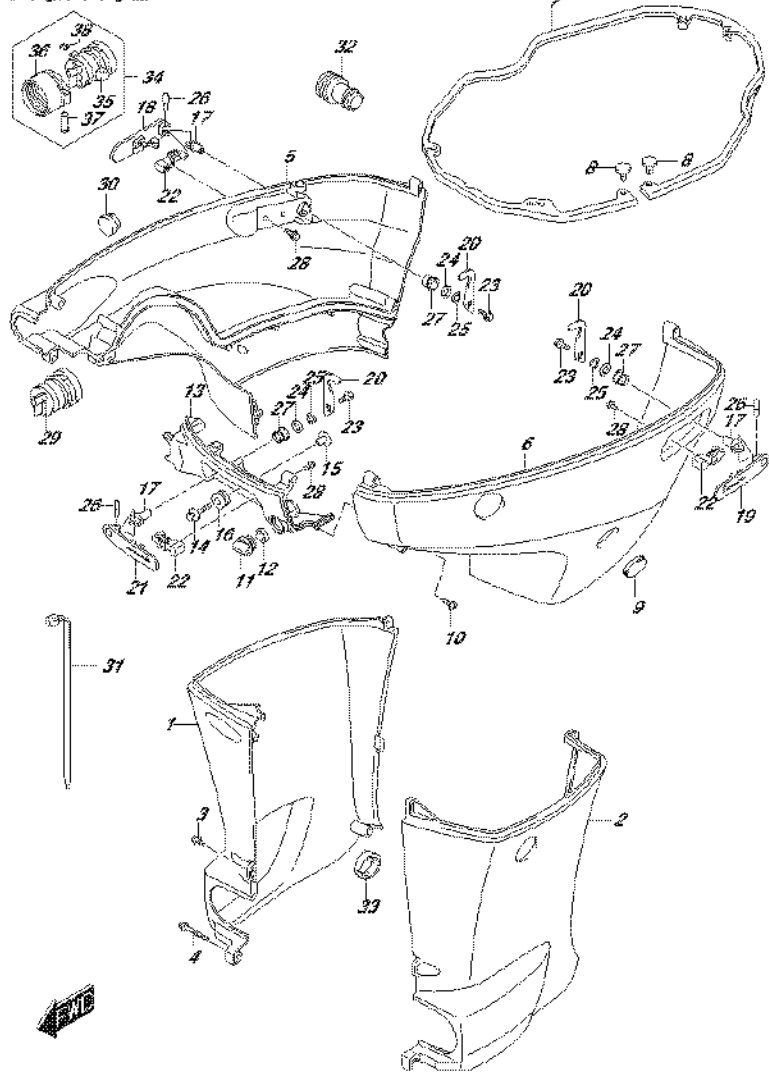
DF175_E01_016_410K
SIDE COVER

FIG.410K (4-C-11) SIDE COVER (DF175T E40)

REF NO.	PART NO.	DESCRIPTION	Q'TY	REMARKS
17	61632-93J00	SHAFT, ENGINE COVER HOOK	3	
18	61633-96J02	LEVER, HOOK RR STBD	1	
19	61634-96J02	LEVER, HOOK RR PORT	1	
20	61641-93J10	HOOK, ENGINE COVER	3	
21	61645-96J02	LEVER, HOOK FR	1	
22	61673-96J02	LATCH, HOOK LEVER	3	
23	09116-06127	BOLT (6X12)	3	
24	09160-13014	WASHER (13.2X25X1)	3	
25	09164-14008	WASHER	3	
26	09202-04022	PIN	3	
27	09306-13007	BUSH	3	
28	01550-05107	SCREW	6	
29	61124-96J30	GROMMET, REMOCON CABLE	1	
30	67343-96J00	STOPPER, REMOCON CABLE	1	
31	09160-06047	WASHER (6.5X20X2)	1	
32	01570-06127	BOLT	1	
33	09407-25402	CLAMP (L:250)	1	
34	67341-96J00	HOLDER, REMOCON CABLE	1	
35	01550-06167	BOLT	2	
36	17917-87L00	CONNECTOR, FLUSH WATER	1	
37	61136-96L00	CUSHION, OIL PAN COVER	1	
38	67300-96L10	KIT, HOSE ADAPTER (RIGGING)	1	OPT
39	61124-96J50	.GROMMET, R/CON CABLE	1	OPT
40	67361-90J10	.ADAPTER, HOSE (RIGGING)	1	OPT
41	09208-06009	.PIN, HOSE ADAPTER (RIGGING)	2	OPT
42	09383-04002	.E RING	2	OPT

DF175_E01_016

FIG.410L



DF175_E01_016_410L
SIDE COVER

FIG.410L (4-C-12) SIDE COVER (DF175TG E01)

REF NO.	PART NO.	DESCRIPTION	Q'TY	REMARKS
1-1	61131-96J02-0EP	COVER, OIL PAN STBD (L) (BLACK)	1	W/TRANSOM(L)
1-2	61131-96J02-Y5S	COVER, OIL PAN STBD (L) (WHITE)	1	W/TRANSOM(L)
1-3	61131-96J12-0EP	COVER, OIL PAN STBD (X) (BLACK)	1	W/TRANSOM(X)
1-4	61131-96J12-Y5S	COVER, OIL PAN STBD (X) (WHITE)	1	W/TRANSOM(X)
2-1	61141-96J02-0EP	COVER, OIL PAN PORT (L) (BLACK)	1	W/TRANSOM(L)
2-2	61141-96J02-Y5S	COVER, OIL PAN PORT (L) (WHITE)	1	W/TRANSOM(L)
2-3	61141-96J12-0EP	COVER, OIL PAN PORT (X) (BLACK)	1	W/TRANSOM(X)
2-4	61141-96J12-Y5S	COVER, OIL PAN PORT (X) (WHITE)	1	W/TRANSOM(X)
3-1	09139-06135	SCREW (6X17)	3	W/TRANSOM(L)
3-2	09139-06135	SCREW (6X17)	5	W/TRANSOM(X)
4	09139-06147	BOLT (6X114)	1	W/TRANSOM(L)
5-1	61811-96J20-0EP	COVER, SIDE STBD (BLACK)	1	
5-2	61811-96J20-Y5S	COVER, SIDE STBD (WHITE)	1	
6-1	61821-96J11-0EP	COVER, SIDE PORT (BLACK)	1	
6-2	61821-96J11-Y5S	COVER, SIDE PORT (WHITE)	1	
7	61134-96J02	SEAL, SIDE COVER	1	
8	09409-05302-5PK	CLIP (BLACK)	2	
9	61817-89J00	PLUG, SIDE COVER	1	
10	09136-06148	SCREW (6X35)	8	
11	17913-93J00	PLUG, WATER	1	
12	17914-93J00	GASKET, WATER PLUG	1	
13-1	61831-96J10-0EP	PANEL, FRONT (BLACK)	1	
13-2	61831-96J10-Y5S	PANEL, FRONT (WHITE)	1	
14	09116-08163	BOLT (8X38)	2	
15	09169-08039	WASHER	2	
16	09320-11013	CUSHION	2	

DF175_E01_016

FIG.410L

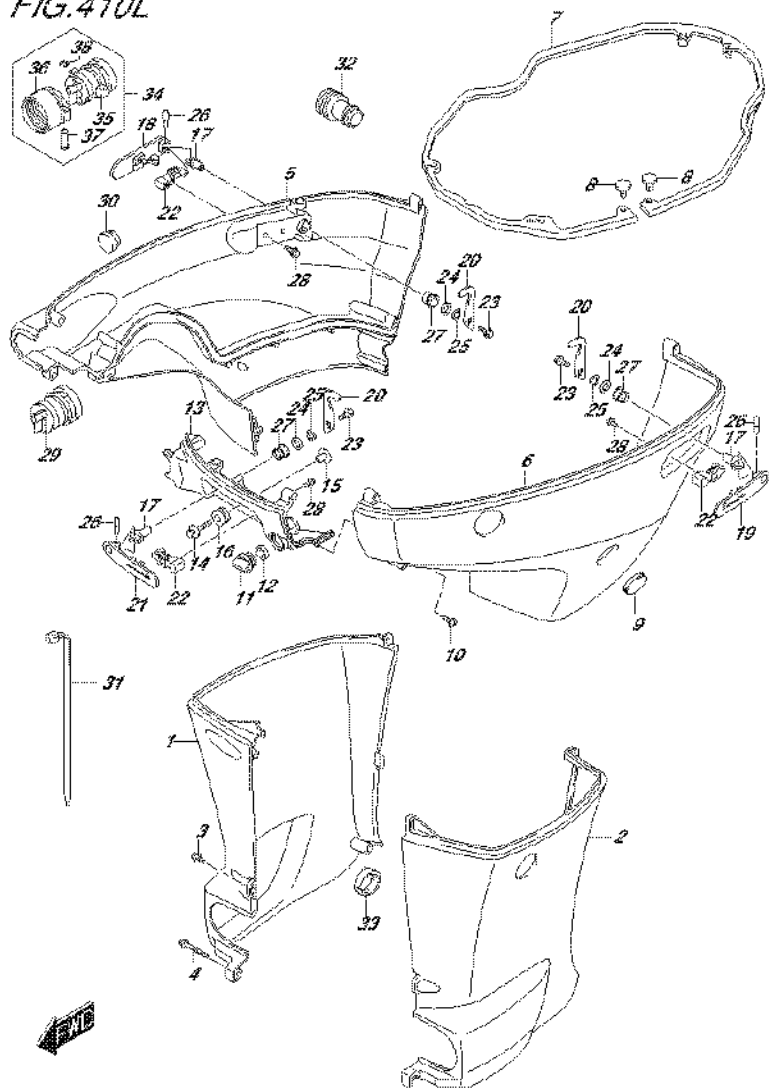
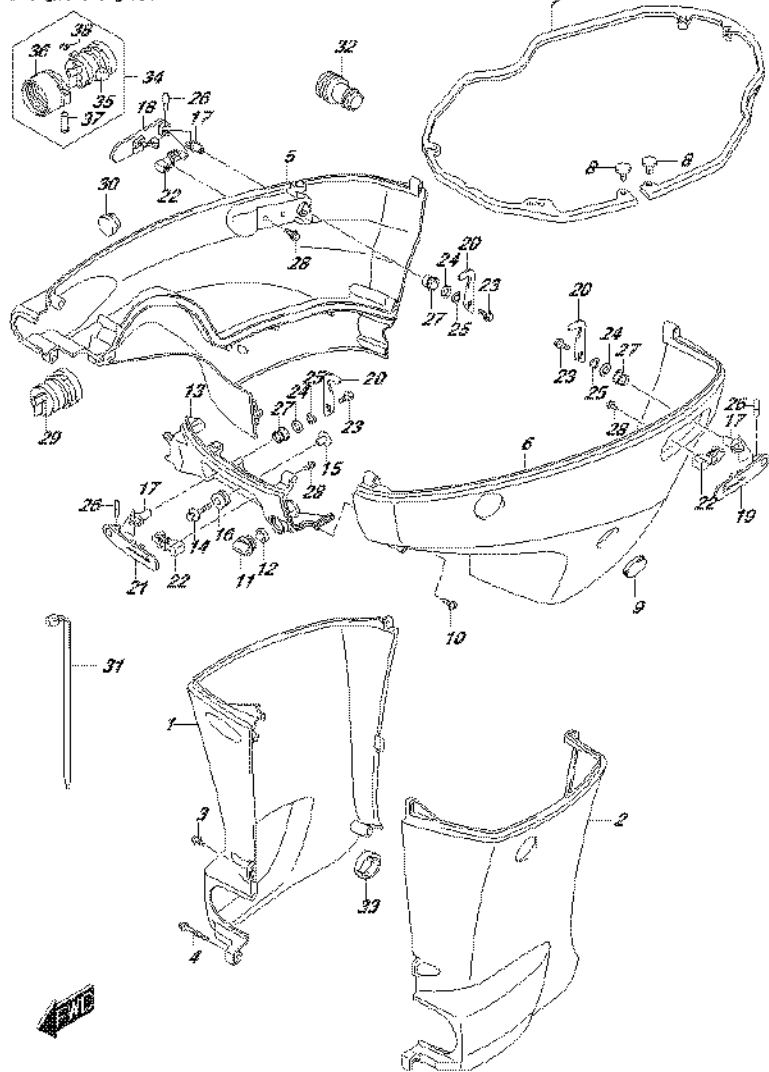


FIG.410L (4-C-13) SIDE COVER (DF175TG E01)

REF NO.	PART NO.	DESCRIPTION	Q'TY	REMARKS
17	61632-93J00	SHAFT, ENGINE COVER HOOK	3	
18	61633-96J02	LEVER, HOOK RR STBD	1	
19	61634-96J02	LEVER, HOOK RR PORT	1	
20	61641-93J10	HOOK, ENGINE COVER	3	
21	61645-96J02	LEVER, HOOK FR	1	
22	61673-96J02	LATCH, HOOK LEVER	3	
23	09116-06127	BOLT (6X12)	3	
24	09160-13014	WASHER (13.2X25X1)	3	
25	09164-14008	WASHER	3	
26	09202-04022	PIN	3	
27	09306-13007	BUSH	3	
28	01550-05107	SCREW	6	
29	61124-96J40	GROMMET, REMOCON CABLE	1	
30	09250-18002	CAP (OD:21)	1	
31	09407-25402	CLAMP (L:250)	1	
32	17917-87L00	CONNECTOR, FLUSH WATER	1	
33	61136-96L00	CUSHION, OIL PAN COVER	1	
34	67300-96L00	KIT, HOSE ADAPTER (RIGGING)	1	OPT
35	61124-96J60	.GROMMET, R/CON CABLE	1	OPT
36	67361-90J10	.ADAPTER, HOSE (RIGGING)	1	OPT
37	09208-06009	.PIN, HOSE ADAPTER (RIGGING)	2	OPT
38	09383-04002	E RING	2	OPT

FIG.410M



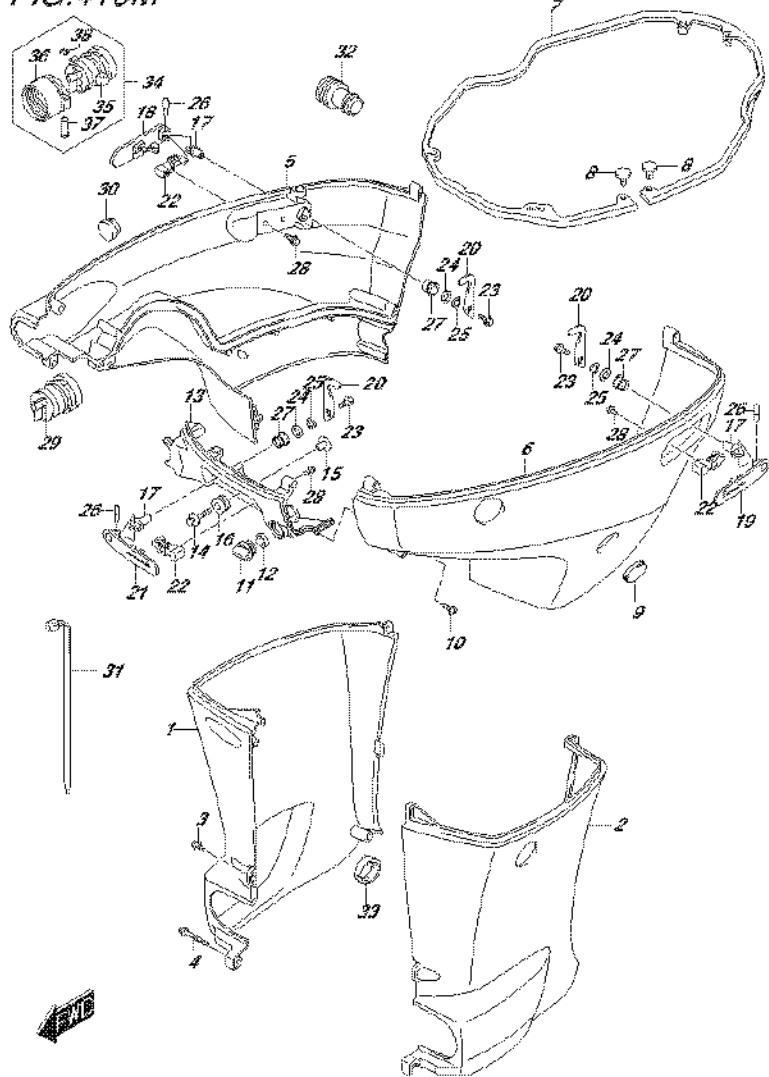
DF175_E01_016_410M
SIDE COVER

FIG.410M (4-C-14) SIDE COVER (DF175TG E40)

REF NO.	PART NO.	DESCRIPTION	Q'TY	REMARKS
1-1	61131-96J02-0EP	COVER, OIL PAN STBD (L) (BLACK)	1	W/TRANSOM(L)
1-2	61131-96J02-Y5S	COVER, OIL PAN STBD (L) (WHITE)	1	W/TRANSOM(L)
1-3	61131-96J12-0EP	COVER, OIL PAN STBD (X) (BLACK)	1	W/TRANSOM(X)
1-4	61131-96J12-Y5S	COVER, OIL PAN STBD (X) (WHITE)	1	W/TRANSOM(X)
2-1	61141-96J02-0EP	COVER, OIL PAN PORT (L) (BLACK)	1	W/TRANSOM(L)
2-2	61141-96J02-Y5S	COVER, OIL PAN PORT (L) (WHITE)	1	W/TRANSOM(L)
2-3	61141-96J12-0EP	COVER, OIL PAN PORT (X) (BLACK)	1	W/TRANSOM(X)
2-4	61141-96J12-Y5S	COVER, OIL PAN PORT (X) (WHITE)	1	W/TRANSOM(X)
3-1	09139-06135	SCREW (6X17)	3	W/TRANSOM(L)
3-2	09139-06135	SCREW (6X17)	5	W/TRANSOM(X)
4	09139-06147	BOLT (6X114)	1	W/TRANSOM(L)
5-1	61811-96J20-0EP	COVER, SIDE STBD (BLACK)	1	
5-2	61811-96J20-Y5S	COVER, SIDE STBD (WHITE)	1	
6-1	61821-96J11-0EP	COVER, SIDE PORT (BLACK)	1	
6-2	61821-96J11-Y5S	COVER, SIDE PORT (WHITE)	1	
7	61134-96J02	SEAL, SIDE COVER	1	
8	09409-05302-5PK	CLIP (BLACK)	2	
9	61817-89J00	PLUG, SIDE COVER	1	
10	09136-06148	SCREW (6X35)	8	
11	17913-93J00	PLUG, WATER	1	
12	17914-93J00	GASKET, WATER PLUG	1	
13-1	61831-96J10-0EP	PANEL, FRONT (BLACK)	1	
13-2	61831-96J10-Y5S	PANEL, FRONT (WHITE)	1	
14	09116-08163	BOLT (8X38)	2	
15	09169-08039	WASHER	2	
16	09320-11013	CUSHION	2	

DF175_E01_016

FIG.410M



DF175_E01_016_410M
SIDE COVER

FIG.410M (4-C-15) SIDE COVER (DF175TG E40)

REF NO.	PART NO.	DESCRIPTION	Q'TY	REMARKS
17	61632-93J00	SHAFT, ENGINE COVER HOOK	3	
18	61633-96J02	LEVER, HOOK RR STBD	1	
19	61634-96J02	LEVER, HOOK RR PORT	1	
20	61641-93J10	HOOK, ENGINE COVER	3	
21	61645-96J02	LEVER, HOOK FR	1	
22	61673-96J02	LATCH, HOOK LEVER	3	
23	09116-06127	BOLT (6X12)	3	
24	09160-13014	WASHER (13.2X25X1)	3	
25	09164-14008	WASHER	3	
26	09202-04022	PIN	3	
27	09306-13007	BUSH	3	
28	01550-05107	SCREW	6	
29	61124-96J40	GROMMET, REMOCON CABLE	1	
30	09250-18002	CAP (OD:21)	1	
31	09407-25402	CLAMP (L:250)	1	
32	17917-87L00	CONNECTOR, FLUSH WATER	1	
33	61136-96L00	CUSHION, OIL PAN COVER	1	
34	67300-96L00	KIT, HOSE ADAPTER (RIGGING)	1	OPT
35	61124-96J60	.GROMMET, R/CON CABLE	1	OPT
36	67361-90J10	.ADAPTER, HOSE (RIGGING)	1	OPT
37	09208-06009	.PIN, HOSE ADAPTER (RIGGING)	2	OPT
38	09383-04002	E RING	2	OPT

DF175_E01_016

FIG.410N

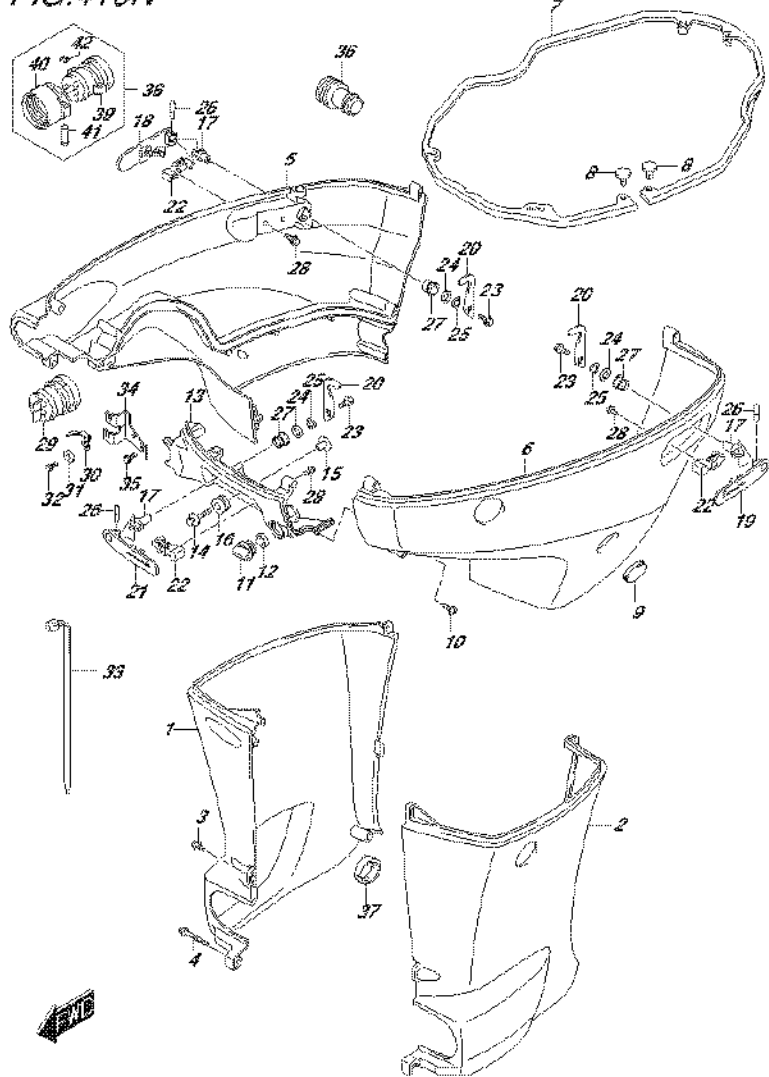
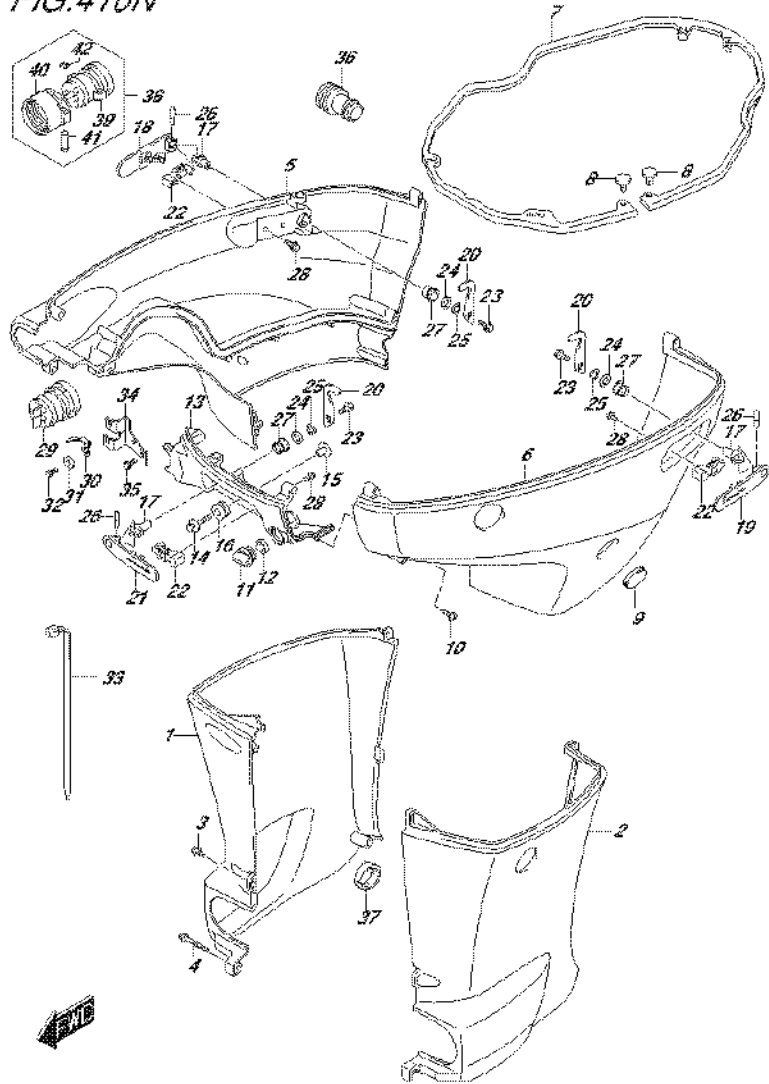


FIG.410N (4-D-2) SIDE COVER (DF175Z E01)

REF NO.	PART NO.	DESCRIPTION	Q'TY	REMARKS
1-1	61131-96J02-0EP	COVER, OIL PAN STBD (L) (BLACK)	1	W/TRANSOM(L)
1-2	61131-96J02-Y5S	COVER, OIL PAN STBD (L) (WHITE)	1	W/TRANSOM(L)
1-3	61131-96J12-0EP	COVER, OIL PAN STBD (X) (BLACK)	1	W/TRANSOM(X)
1-4	61131-96J12-Y5S	COVER, OIL PAN STBD (X) (WHITE)	1	W/TRANSOM(X)
2-1	61141-96J02-0EP	COVER, OIL PAN PORT (L) (BLACK)	1	W/TRANSOM(L)
2-2	61141-96J02-Y5S	COVER, OIL PAN PORT (L) (WHITE)	1	W/TRANSOM(L)
2-3	61141-96J12-0EP	COVER, OIL PAN PORT (X) (BLACK)	1	W/TRANSOM(X)
2-4	61141-96J12-Y5S	COVER, OIL PAN PORT (X) (WHITE)	1	W/TRANSOM(X)
3-1	09139-06135	SCREW (6X17)	3	W/TRANSOM(L)
3-2	09139-06135	SCREW (6X17)	5	W/TRANSOM(X)
4	09139-06147	BOLT (6X114)	1	W/TRANSOM(L)
5-1	61811-96J20-0EP	COVER, SIDE STBD (BLACK)	1	
5-2	61811-96J20-Y5S	COVER, SIDE STBD (WHITE)	1	
6-1	61821-96J11-0EP	COVER, SIDE PORT (BLACK)	1	
6-2	61821-96J11-Y5S	COVER, SIDE PORT (WHITE)	1	
7	61134-96J02	SEAL, SIDE COVER	1	
8	09409-05302-5PK	CLIP (BLACK)	2	
9	61817-89J00	PLUG, SIDE COVER	1	
10	09136-06148	SCREW (6X35)	8	
11	17913-93J00	PLUG, WATER	1	
12	17914-93J00	GASKET, WATER PLUG	1	
13-1	61831-96J10-0EP	PANEL, FRONT (BLACK)	1	
13-2	61831-96J10-Y5S	PANEL, FRONT (WHITE)	1	
14	09116-08163	BOLT (8X38)	2	
15	09169-08039	WASHER	2	
16	09320-11013	CUSHION	2	

FIG.410N



DF175_E01_016_410N
SIDE COVER

FIG.410N (4-D-3) SIDE COVER (DF175Z E01)

REF NO.	PART NO.	DESCRIPTION	Q'TY	REMARKS
17	61632-93J00	SHAFT, ENGINE COVER HOOK	3	
18	61633-96J02	LEVER, HOOK RR STBD	1	
19	61634-96J02	LEVER, HOOK RR PORT	1	
20	61641-93J10	HOOK, ENGINE COVER	3	
21	61645-96J02	LEVER, HOOK FR	1	
22	61673-96J02	LATCH, HOOK LEVER	3	
23	09116-06127	BOLT (6X12)	3	
24	09160-13014	WASHER (13.2X25X1)	3	
25	09164-14008	WASHER	3	
26	09202-04022	PIN	3	
27	09306-13007	BUSH	3	
28	01550-05107	SCREW	6	
29	61124-96J30	GROMMET, REMOCON CABLE	1	
30	67343-96J00	STOPPER, REMOCON CABLE	1	
31	09160-06047	WASHER (6.5X20X2)	1	
32	01570-06127	BOLT	1	
33	09407-25402	CLAMP (L:250)	1	
34	67341-96J00	HOLDER, REMOCON CABLE	1	
35	01550-06167	BOLT	2	
36	17917-87L00	CONNECTOR, FLUSH WATER	1	
37	61136-96L00	CUSHION, OIL PAN COVER	1	
38	67300-96L10	KIT, HOSE ADAPTER (RIGGING)	1	OPT
39	61124-96J50	.GROMMET, R/CON CABLE	1	OPT
40	67361-90J10	.ADAPTER, HOSE (RIGGING)	1	OPT
41	09208-06009	.PIN, HOSE ADAPTER (RIGGING)	2	OPT
42	09383-04002	.E RING	2	OPT

DF175_E01_016

FIG.410P

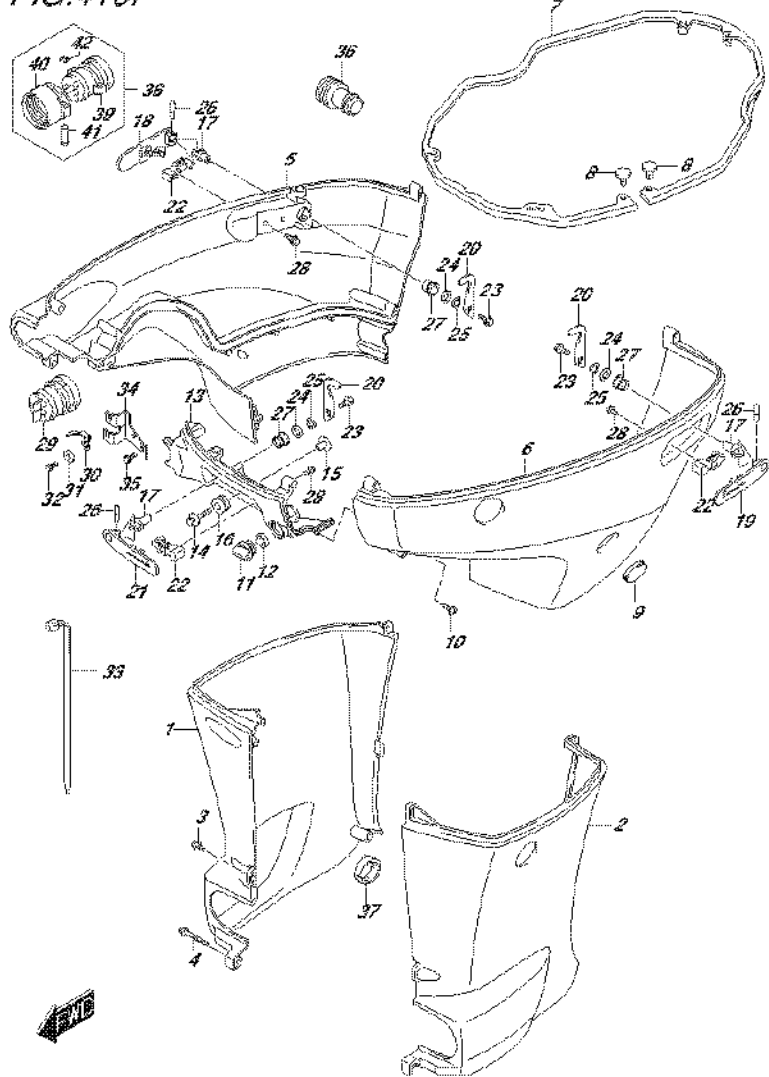


FIG.410P (4-D-4) SIDE COVER (DF175Z E40)

REF NO.	PART NO.	DESCRIPTION	Q'TY	REMARKS
1-1	61131-96J02-0EP	COVER, OIL PAN STBD (L) (BLACK)	1	W/TRANSOM(L)
1-2	61131-96J02-Y5S	COVER, OIL PAN STBD (L) (WHITE)	1	W/TRANSOM(L)
1-3	61131-96J12-0EP	COVER, OIL PAN STBD (X) (BLACK)	1	W/TRANSOM(X)
1-4	61131-96J12-Y5S	COVER, OIL PAN STBD (X) (WHITE)	1	W/TRANSOM(X)
2-1	61141-96J02-0EP	COVER, OIL PAN PORT (L) (BLACK)	1	W/TRANSOM(L)
2-2	61141-96J02-Y5S	COVER, OIL PAN PORT (L) (WHITE)	1	W/TRANSOM(L)
2-3	61141-96J12-0EP	COVER, OIL PAN PORT (X) (BLACK)	1	W/TRANSOM(X)
2-4	61141-96J12-Y5S	COVER, OIL PAN PORT (X) (WHITE)	1	W/TRANSOM(X)
3-1	09139-06135	SCREW (6X17)	3	W/TRANSOM(L)
3-2	09139-06135	SCREW (6X17)	5	W/TRANSOM(X)
4	09139-06147	BOLT (6X114)	1	W/TRANSOM(L)
5-1	61811-96J20-0EP	COVER, SIDE STBD (BLACK)	1	
5-2	61811-96J20-Y5S	COVER, SIDE STBD (WHITE)	1	
6-1	61821-96J11-0EP	COVER, SIDE PORT (BLACK)	1	
6-2	61821-96J11-Y5S	COVER, SIDE PORT (WHITE)	1	
7	61134-96J02	SEAL, SIDE COVER	1	
8	09409-05302-5PK	CLIP (BLACK)	2	
9	61817-89J00	PLUG, SIDE COVER	1	
10	09136-06148	SCREW (6X35)	8	
11	17913-93J00	PLUG, WATER	1	
12	17914-93J00	GASKET, WATER PLUG	1	
13-1	61831-96J10-0EP	PANEL, FRONT (BLACK)	1	
13-2	61831-96J10-Y5S	PANEL, FRONT (WHITE)	1	
14	09116-08163	BOLT (8X38)	2	
15	09169-08039	WASHER	2	
16	09320-11013	CUSHION	2	

FIG.410P

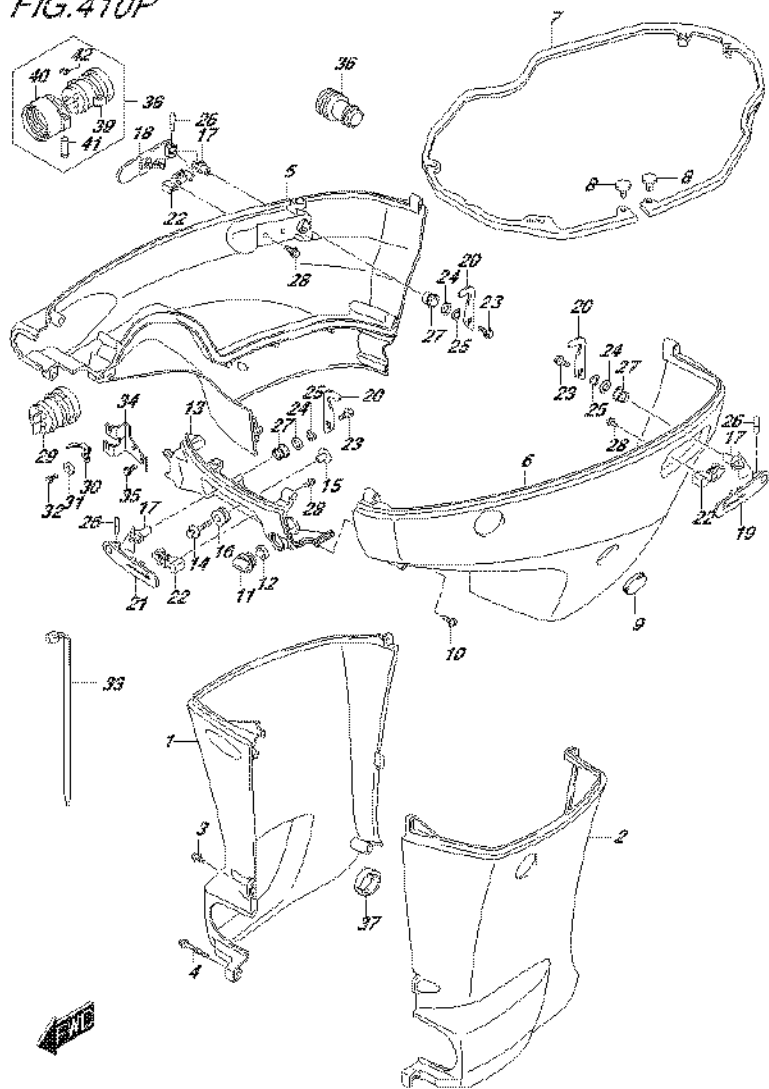
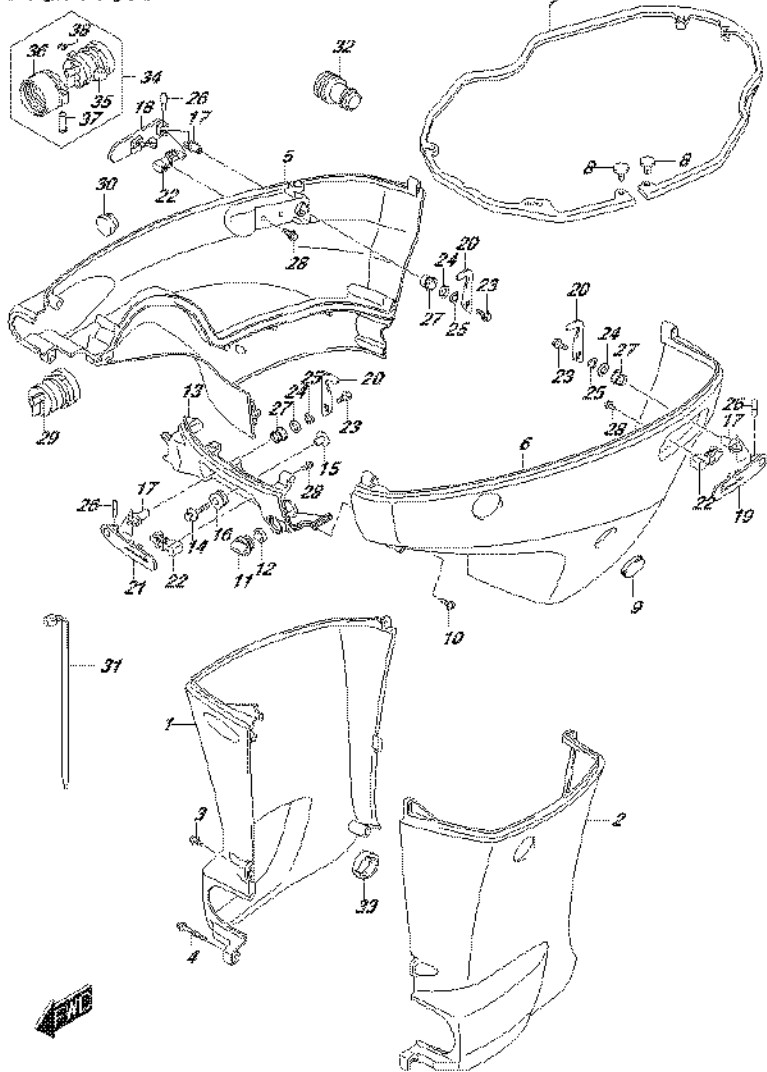


FIG.410P (4-D-5) SIDE COVER (DF175Z E40)

REF NO.	PART NO.	DESCRIPTION	Q'TY	REMARKS
17	61632-93J00	SHAFT, ENGINE COVER HOOK	3	
18	61633-96J02	LEVER, HOOK RR STBD	1	
19	61634-96J02	LEVER, HOOK RR PORT	1	
20	61641-93J10	HOOK, ENGINE COVER	3	
21	61645-96J02	LEVER, HOOK FR	1	
22	61673-96J02	LATCH, HOOK LEVER	3	
23	09116-06127	BOLT (6X12)	3	
24	09160-13014	WASHER (13.2X25X1)	3	
25	09164-14008	WASHER	3	
26	09202-04022	PIN	3	
27	09306-13007	BUSH	3	
28	01550-05107	SCREW	6	
29	61124-96J30	GROMMET, REMOCON CABLE	1	
30	67343-96J00	STOPPER, REMOCON CABLE	1	
31	09160-06047	WASHER (6.5X20X2)	1	
32	01570-06127	BOLT	1	
33	09407-25402	CLAMP (L:250)	1	
34	67341-96J00	HOLDER, REMOCON CABLE	1	
35	01550-06167	BOLT	2	
36	17917-87L00	CONNECTOR, FLUSH WATER	1	
37	61136-96L00	CUSHION, OIL PAN COVER	1	
38	67300-96L10	KIT, HOSE ADAPTER (RIGGING)	1	OPT
39	61124-96J50	.GROMMET, R/CON CABLE	1	OPT
40	67361-90J10	.ADAPTER, HOSE (RIGGING)	1	OPT
41	09208-06009	.PIN, HOSE ADAPTER (RIGGING)	2	OPT
42	09383-04002	.E RING	2	OPT

FIG.410R



DF175_E01_016_410R
SIDE COVER

FIG.410R (4-D-6) SIDE COVER (DF175ZG E01)

REF NO.	PART NO.	DESCRIPTION	Q'TY	REMARKS
1-1	61131-96J02-0EP	COVER, OIL PAN STBD (L) (BLACK)	1	W/TRANSOM(L)
1-2	61131-96J02-Y5S	COVER, OIL PAN STBD (L) (WHITE)	1	W/TRANSOM(L)
1-3	61131-96J12-0EP	COVER, OIL PAN STBD (X) (BLACK)	1	W/TRANSOM(X)
1-4	61131-96J12-Y5S	COVER, OIL PAN STBD (X) (WHITE)	1	W/TRANSOM(X)
2-1	61141-96J02-0EP	COVER, OIL PAN PORT (L) (BLACK)	1	W/TRANSOM(L)
2-2	61141-96J02-Y5S	COVER, OIL PAN PORT (L) (WHITE)	1	W/TRANSOM(L)
2-3	61141-96J12-0EP	COVER, OIL PAN PORT (X) (BLACK)	1	W/TRANSOM(X)
2-4	61141-96J12-Y5S	COVER, OIL PAN PORT (X) (WHITE)	1	W/TRANSOM(X)
3-1	09139-06135	SCREW (6X17)	3	W/TRANSOM(L)
3-2	09139-06135	SCREW (6X17)	5	W/TRANSOM(X)
4	09139-06147	BOLT (6X114)	1	W/TRANSOM(L)
5-1	61811-96J20-0EP	COVER, SIDE STBD (BLACK)	1	
5-2	61811-96J20-Y5S	COVER, SIDE STBD (WHITE)	1	
6-1	61821-96J11-0EP	COVER, SIDE PORT (BLACK)	1	
6-2	61821-96J11-Y5S	COVER, SIDE PORT (WHITE)	1	
7	61134-96J02	SEAL, SIDE COVER	1	
8	09409-05302-5PK	CLIP (BLACK)	2	
9	61817-89J00	PLUG, SIDE COVER	1	
10	09136-06148	SCREW (6X35)	8	
11	17913-93J00	PLUG, WATER	1	
12	17914-93J00	GASKET, WATER PLUG	1	
13-1	61831-96J10-0EP	PANEL, FRONT (BLACK)	1	
13-2	61831-96J10-Y5S	PANEL, FRONT (WHITE)	1	
14	09116-08163	BOLT (8X38)	2	
15	09169-08039	WASHER	2	
16	09320-11013	CUSHION	2	

DF175_E01_016

FIG.410R

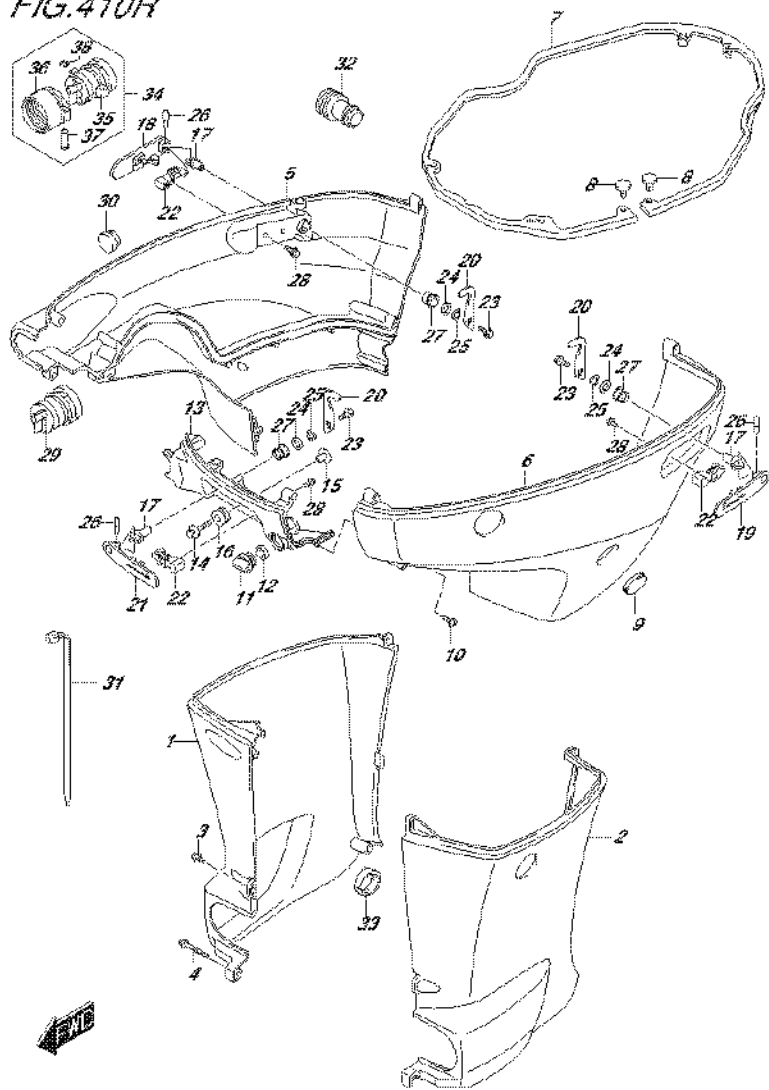
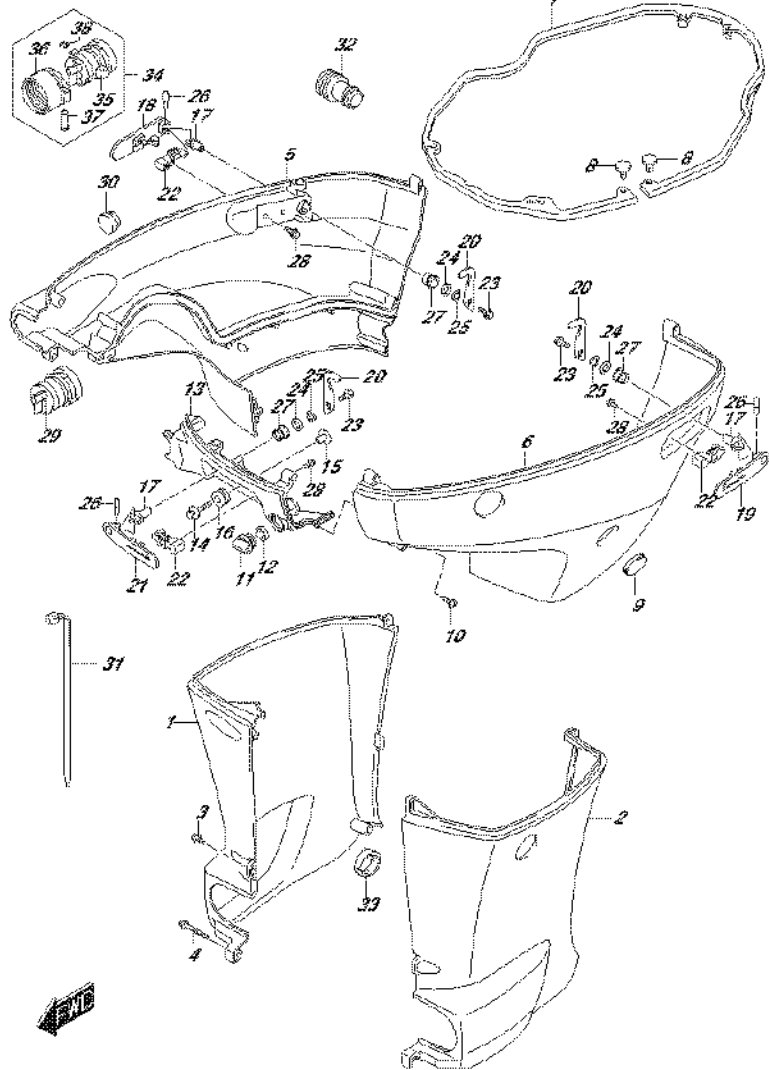


FIG.410R (4-D-7) SIDE COVER (DF175ZG E01)

REF NO.	PART NO.	DESCRIPTION	Q'TY	REMARKS
17	61632-93J00	SHAFT, ENGINE COVER HOOK	3	
18	61633-96J02	LEVER, HOOK RR STBD	1	
19	61634-96J02	LEVER, HOOK RR PORT	1	
20	61641-93J10	HOOK, ENGINE COVER	3	
21	61645-96J02	LEVER, HOOK FR	1	
22	61673-96J02	LATCH, HOOK LEVER	3	
23	09116-06127	BOLT (6X12)	3	
24	09160-13014	WASHER (13.2X25X1)	3	
25	09164-14008	WASHER	3	
26	09202-04022	PIN	3	
27	09306-13007	BUSH	3	
28	01550-05107	SCREW	6	
29	61124-96J40	GROMMET, REMOCON CABLE	1	
30	09250-18002	CAP (OD:21)	1	
31	09407-25402	CLAMP (L:250)	1	
32	17917-87L00	CONNECTOR, FLUSH WATER	1	
33	61136-96L00	CUSHION, OIL PAN COVER	1	
34	67300-96L00	KIT, HOSE ADAPTER (RIGGING)	1	OPT
35	61124-96J60	.GROMMET, R/CON CABLE	1	OPT
36	67361-90J10	.ADAPTER, HOSE (RIGGING)	1	OPT
37	09208-06009	.PIN, HOSE ADAPTER (RIGGING)	2	OPT
38	09383-04002	E RING	2	OPT

FIG.410S



DF175_E01_016_410S
SIDE COVER

FIG.410S (4-D-8) SIDE COVER (DF175ZG E40)

REF NO.	PART NO.	DESCRIPTION	Q'TY	REMARKS
1-1	61131-96J02-0EP	COVER, OIL PAN STBD (L) (BLACK)	1	W/TRANSOM(L)
1-2	61131-96J02-Y5S	COVER, OIL PAN STBD (L) (WHITE)	1	W/TRANSOM(L)
1-3	61131-96J12-0EP	COVER, OIL PAN STBD (X) (BLACK)	1	W/TRANSOM(X)
1-4	61131-96J12-Y5S	COVER, OIL PAN STBD (X) (WHITE)	1	W/TRANSOM(X)
2-1	61141-96J02-0EP	COVER, OIL PAN PORT (L) (BLACK)	1	W/TRANSOM(L)
2-2	61141-96J02-Y5S	COVER, OIL PAN PORT (L) (WHITE)	1	W/TRANSOM(L)
2-3	61141-96J12-0EP	COVER, OIL PAN PORT (X) (BLACK)	1	W/TRANSOM(X)
2-4	61141-96J12-Y5S	COVER, OIL PAN PORT (X) (WHITE)	1	W/TRANSOM(X)
3-1	09139-06135	SCREW (6X17)	3	W/TRANSOM(L)
3-2	09139-06135	SCREW (6X17)	5	W/TRANSOM(X)
4	09139-06147	BOLT (6X114)	1	W/TRANSOM(L)
5-1	61811-96J20-0EP	COVER, SIDE STBD (BLACK)	1	
5-2	61811-96J20-Y5S	COVER, SIDE STBD (WHITE)	1	
6-1	61821-96J11-0EP	COVER, SIDE PORT (BLACK)	1	
6-2	61821-96J11-Y5S	COVER, SIDE PORT (WHITE)	1	
7	61134-96J02	SEAL, SIDE COVER	1	
8	09409-05302-5PK	CLIP (BLACK)	2	
9	61817-89J00	PLUG, SIDE COVER	1	
10	09136-06148	SCREW (6X35)	8	
11	17913-93J00	PLUG, WATER	1	
12	17914-93J00	GASKET, WATER PLUG	1	
13-1	61831-96J10-0EP	PANEL, FRONT (BLACK)	1	
13-2	61831-96J10-Y5S	PANEL, FRONT (WHITE)	1	
14	09116-08163	BOLT (8X38)	2	
15	09169-08039	WASHER	2	
16	09320-11013	CUSHION	2	

DF175_E01_016

FIG.410S

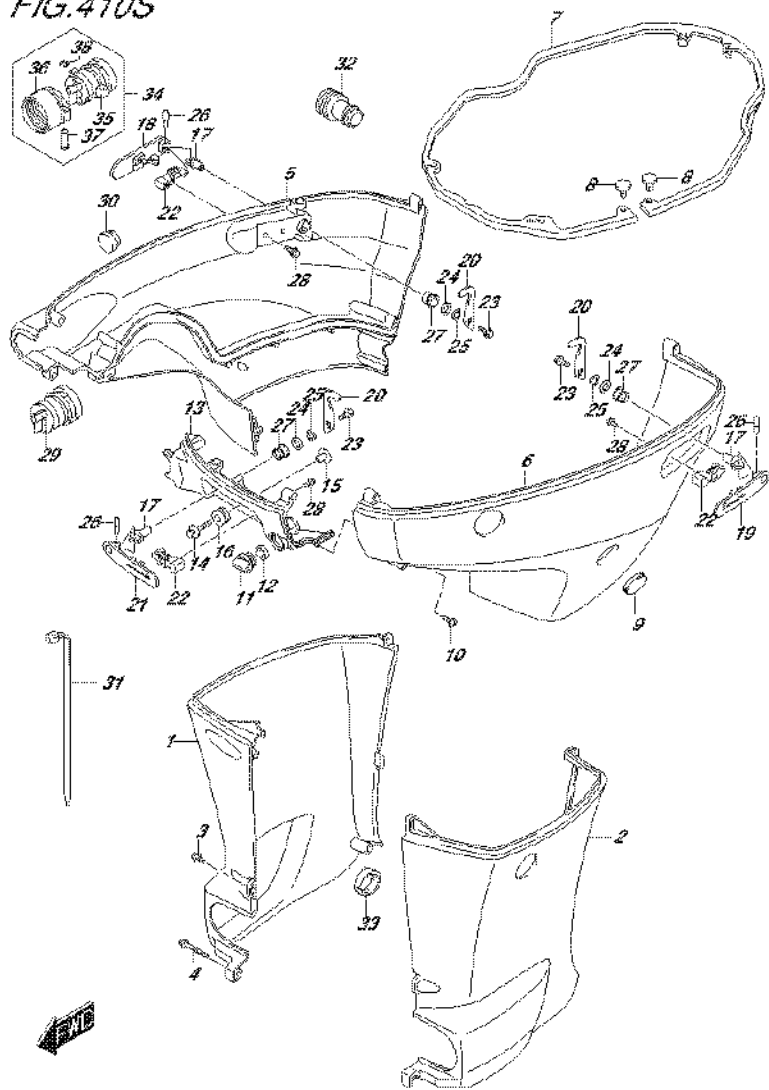
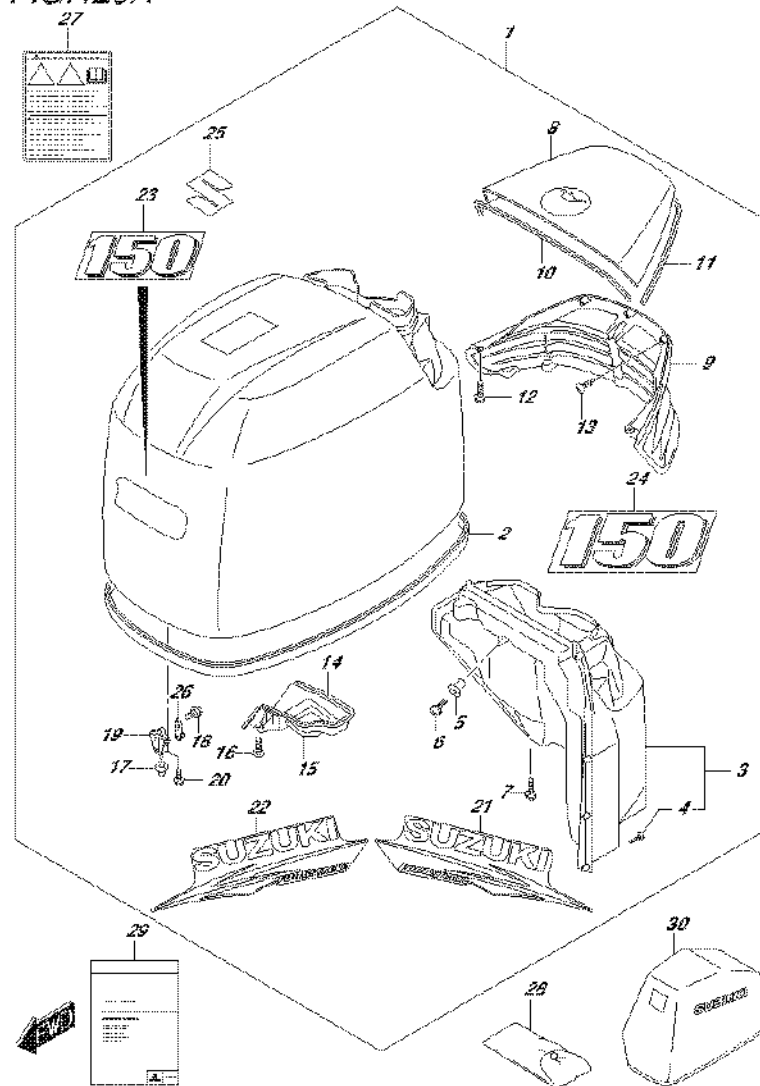


FIG.410S (4-D-9) SIDE COVER (DF175ZG E40)

REF NO.	PART NO.	DESCRIPTION	Q'TY	REMARKS
17	61632-93J00	SHAFT, ENGINE COVER HOOK	3	
18	61633-96J02	LEVER, HOOK RR STBD	1	
19	61634-96J02	LEVER, HOOK RR PORT	1	
20	61641-93J10	HOOK, ENGINE COVER	3	
21	61645-96J02	LEVER, HOOK FR	1	
22	61673-96J02	LATCH, HOOK LEVER	3	
23	09116-06127	BOLT (6X12)	3	
24	09160-13014	WASHER (13.2X25X1)	3	
25	09164-14008	WASHER	3	
26	09202-04022	PIN	3	
27	09306-13007	BUSH	3	
28	01550-05107	SCREW	6	
29	61124-96J40	GROMMET, REMOCON CABLE	1	
30	09250-18002	CAP (OD:21)	1	
31	09407-25402	CLAMP (L:250)	1	
32	17917-87L00	CONNECTOR, FLUSH WATER	1	
33	61136-96L00	CUSHION, OIL PAN COVER	1	
34	67300-96L00	KIT, HOSE ADAPTER (RIGGING)	1	OPT
35	61124-96J60	.GROMMET, R/CON CABLE	1	OPT
36	67361-90J10	.ADAPTER, HOSE (RIGGING)	1	OPT
37	09208-06009	.PIN, HOSE ADAPTER (RIGGING)	2	OPT
38	09383-04002	E RING	2	OPT

FIG. 420A



DF175_E01_016_420A
ENGINE COVER

FIG.420A (4-D-10) ENGINE COVER (FOR 0EP) (DF150T E01) (DF150Z E01)

REF NO.	PART NO.	DESCRIPTION	Q'TY	REMARKS
1	61410-96857-0EP	COVER SET, ENGINE (BLACK)	1	
2	61112-96J20	.SEAL, ENGINE COVER	1	
3	61430-96J10	.GUIDE ASSY, AIR INTK INNER	1	
4	03542-05169	.SCREW	8	
5	09159-05019	.NUT	2	
6	02142-05167	.SCREW	2	
7	01550-06167	.BOLT	2	
8	61431-96J21-0EP	.HANDLE, TILT UP (BLACK)	1	
9	61432-96J11	.LOUVER, TILT UP HANDLE	1	
10	61438-96J10	.SEAL, TILT UP HANDLE NO.1	1	
11	61439-96J10	.SEAL, TILT UP HANDLE NO.2	1	
12	01550-06167	.BOLT	4	
13	03542-05169	.SCREW	8	
14	61475-96J10	.GUIDE, AIR VENT	1	
15	61476-96J10	.SEAL, AIR VENT	1	
16	02142-06167	.SCREW	2	
17	09329-10022	.CUSHION	3	
18	01550-06127	.BOLT	3	
19	61621-93J00	.BRACKET, FASTENER	3	
20	01547-06167	.BOLT	6	
21	61443-96J22	.STRIPE, ENGINE COVER STBD	1	
22	61453-96J22	.STRIPE, ENGINE COVER PORT	1	
23	61422-96J42	.MARK, EMBLEM FRONT (150)	1	
24	61435-96J22	.MARK, EMBLEM REAR (150)	1	
25	77811-54GC0-0PG	.EMBLEM (S) (CHROME)	1	
26	61610-93J00	.FASTENER	3	
27	61458-90J00	LABEL, ENGINE COVER	1	
28	09800-81840	TOOL SET	1	
29-1	99011-96J70-054	MANUAL, OWNER'S	1	
29-2	99011-96J70-059	MANUAL, OWNER'S	1	
30	68110-96J00	COVER, WEATHER	1	OPT

DF175_E01_016

FIG. 420B

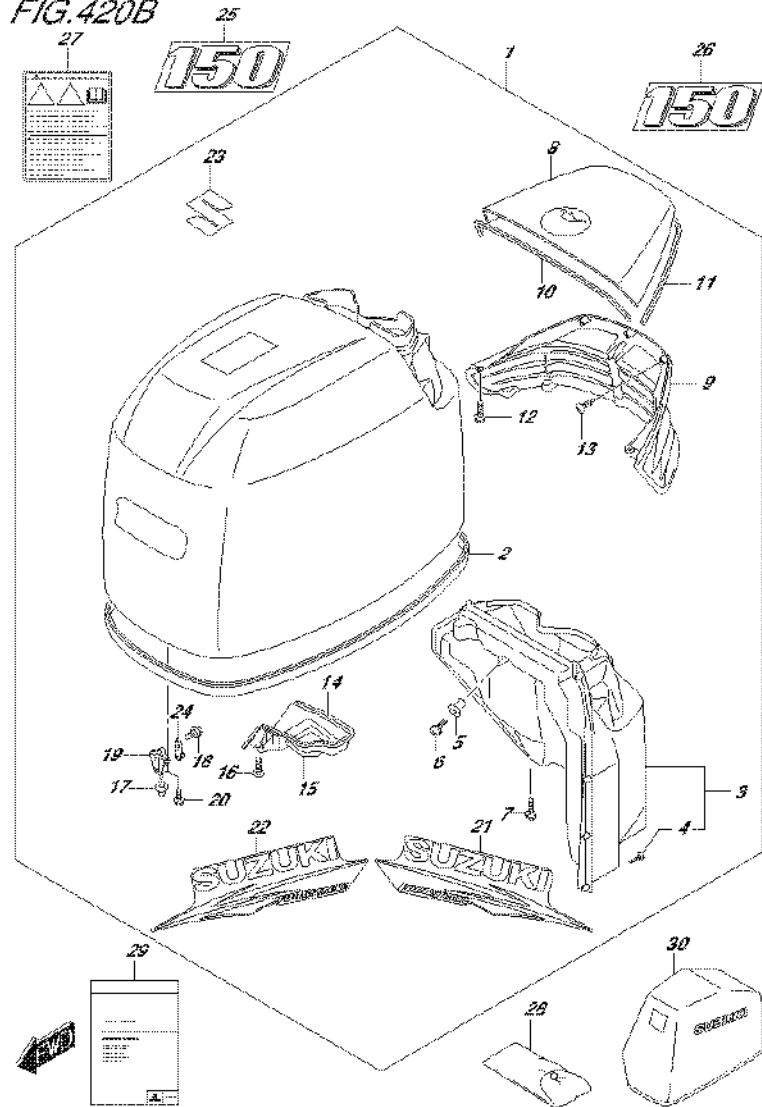
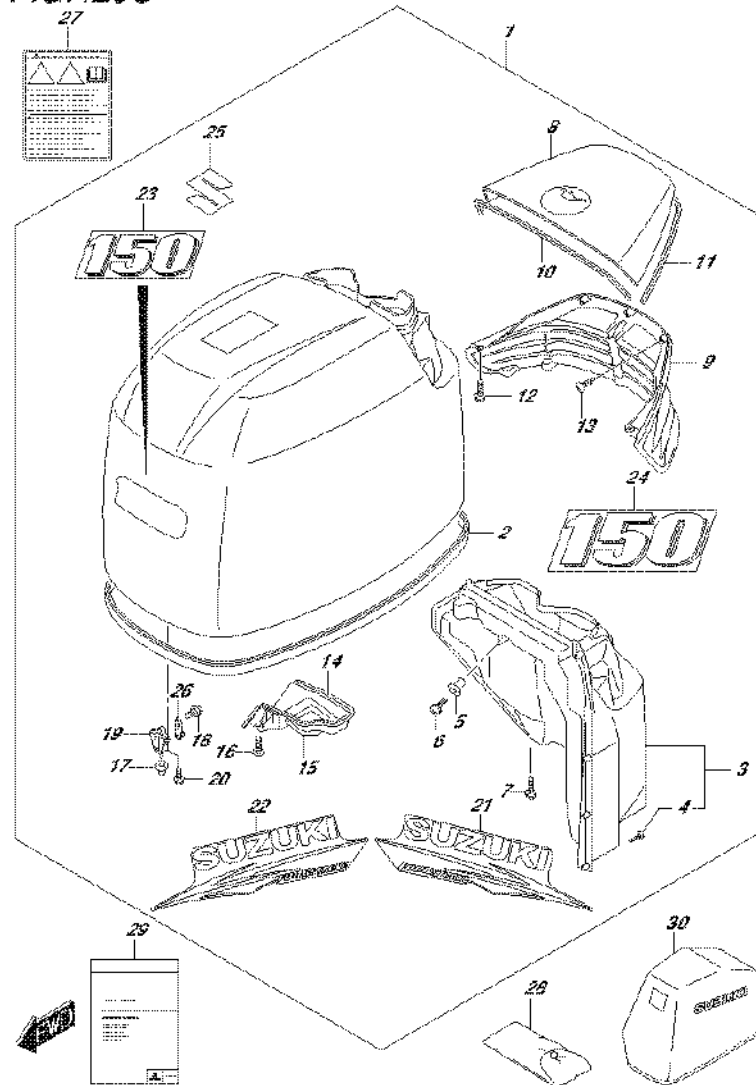


FIG.420B (4-D-11) ENGINE COVER (FOR Y5S) (DF150T E01) (DF150Z E01)

REF NO.	PART NO.	DESCRIPTION	Q'TY	REMARKS
1	61410-96881-Y5S	COVER SET, ENGINE (WHITE)	1	
2	61112-96J20	.SEAL, ENGINE COVER	1	
3	61430-96J10	.GUIDE ASSY, AIR INTK INNER	1	
4	03542-05169	.SCREW	8	
5	09159-05019	.NUT	2	
6	02142-05167	.SCREW	2	
7	01550-06167	.BOLT	2	
8	61431-96J21-Y5S	.HANDLE, TILT UP (WHITE)	1	
9	61432-96J11	.LOUVER, TILT UP HANDLE	1	
10	61438-96J10	.SEAL, TILT UP HANDLE NO.1	1	
11	61439-96J10	.SEAL, TILT UP HANDLE NO.2	1	
12	01550-06167	.BOLT	4	
13	03542-05169	.SCREW	8	
14	61475-96J10	.GUIDE, AIR VENT	1	
15	61476-96J10	.SEAL, AIR VENT	1	
16	02142-06167	.SCREW	2	
17	09329-10022	.CUSHION	3	
18	01550-06127	.BOLT	3	
19	61621-93J00	.BRACKET, FASTENER	3	
20	01547-06167	.BOLT	6	
21	61443-96J30	.STRIPE, ENGINE COVER STBD	1	
22	61453-96J30	.STRIPE, ENGINE COVER PORT	1	
23	77811-54GC0-0PG	.EMBLEM (S) (CHROME)	1	
24	61610-93J00	.FASTENER	3	
25	61435-96J40	MARK, EMBLEM FRONT (150)	1	
26	61435-96J40	MARK, EMBLEM REAR (150)	1	
27	61458-90J00	LABEL, ENGINE COVER	1	
28	09800-81840	TOOL SET	1	
29-1	99011-96J70-054	MANUAL, OWNER'S	1	
29-2	99011-96J70-059	MANUAL, OWNER'S	1	
30	68110-96J00	COVER, WEATHER	1	OPT

FIG.420C



DF175_E01_016_420C
ENGINE COVER

FIG.420C (4-D-12) ENGINE COVER (FOR 0EP) (DF150T E40) (DF150Z E40)

REF NO.	PART NO.	DESCRIPTION	Q'TY	REMARKS
1	61410-96857-0EP	COVER SET, ENGINE (BLACK)	1	
2	61112-96J20	.SEAL, ENGINE COVER	1	
3	61430-96J10	.GUIDE ASSY, AIR INTK INNER	1	
4	03542-05169	.SCREW	8	
5	09159-05019	.NUT	2	
6	02142-05167	.SCREW	2	
7	01550-06167	.BOLT	2	
8	61431-96J21-0EP	.HANDLE, TILT UP (BLACK)	1	
9	61432-96J11	.LOUVER, TILT UP HANDLE	1	
10	61438-96J10	.SEAL, TILT UP HANDLE NO.1	1	
11	61439-96J10	.SEAL, TILT UP HANDLE NO.2	1	
12	01550-06167	.BOLT	4	
13	03542-05169	.SCREW	8	
14	61475-96J10	.GUIDE, AIR VENT	1	
15	61476-96J10	.SEAL, AIR VENT	1	
16	02142-06167	.SCREW	2	
17	09329-10022	.CUSHION	3	
18	01550-06127	.BOLT	3	
19	61621-93J00	.BRACKET, FASTENER	3	
20	01547-06167	.BOLT	6	
21	61443-96J22	.STRIPE, ENGINE COVER STBD	1	
22	61453-96J22	.STRIPE, ENGINE COVER PORT	1	
23	61422-96J42	.MARK, EMBLEM FRONT (150)	1	
24	61435-96J22	.MARK, EMBLEM REAR (150)	1	
25	77811-54GC0-0PG	.EMBLEM (S) (CHROME)	1	
26	61610-93J00	.FASTENER	3	
27	61458-90J00	LABEL, ENGINE COVER	1	
28	09800-81840	TOOL SET	1	
29	99011-96J70-059	MANUAL, OWNER'S	1	
30	68110-96J00	COVER, WEATHER	1	OPT

DF175_E01_016

FIG. 420D

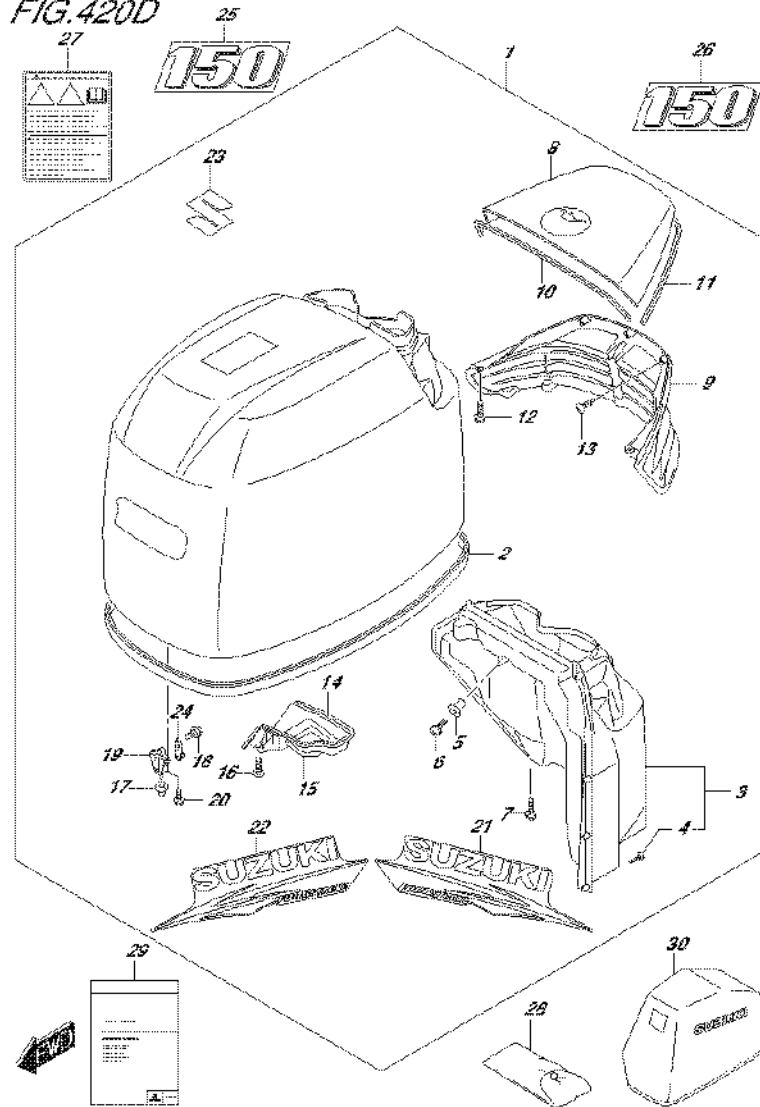
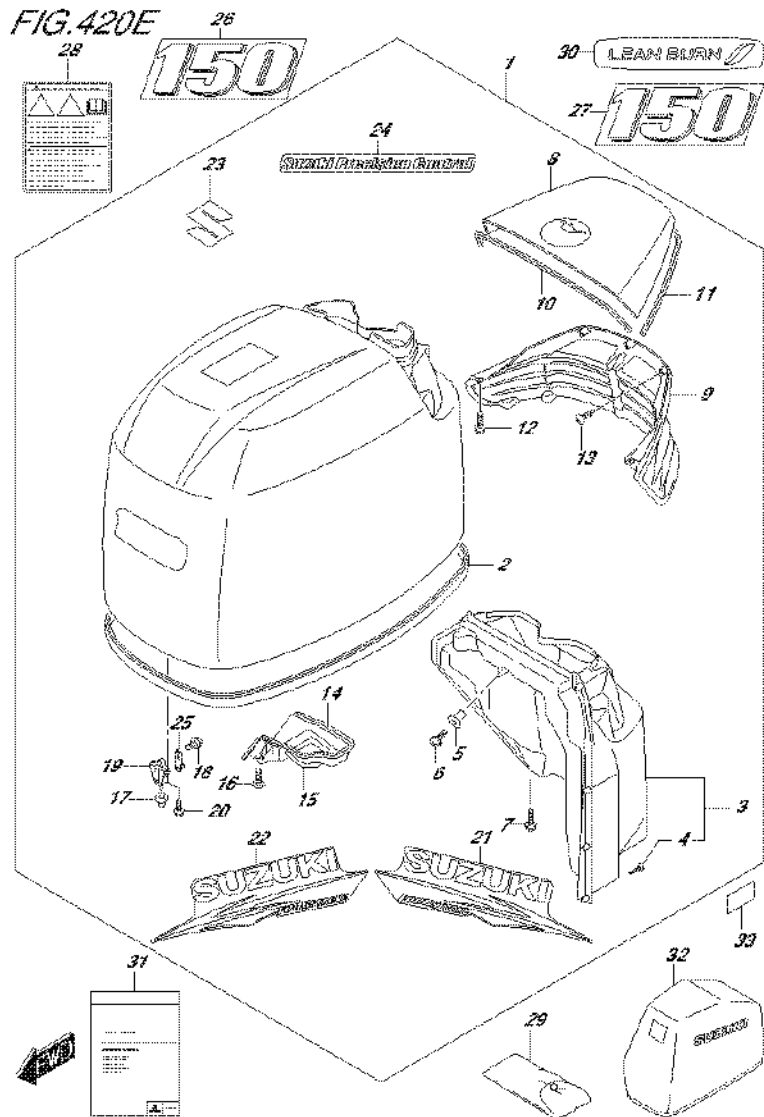


FIG.420D (4-D-13) ENGINE COVER (FOR Y5S) (DF150T E40) (DF150Z E40)

REF NO.	PART NO.	DESCRIPTION	Q'TY	REMARKS
1	61410-96881-Y5S	COVER SET, ENGINE (WHITE)	1	
2	61112-96J20	.SEAL, ENGINE COVER	1	
3	61430-96J10	.GUIDE ASSY, AIR INTK INNER	1	
4	03542-05169	..SCREW	8	
5	09159-05019	.NUT	2	
6	02142-05167	.SCREW	2	
7	01550-06167	.BOLT	2	
8	61431-96J21-Y5S	.HANDLE, TILT UP (WHITE)	1	
9	61432-96J11	.LOUVER, TILT UP HANDLE	1	
10	61438-96J10	.SEAL, TILT UP HANDLE NO.1	1	
11	61439-96J10	.SEAL, TILT UP HANDLE NO.2	1	
12	01550-06167	.BOLT	4	
13	03542-05169	.SCREW	8	
14	61475-96J10	.GUIDE, AIR VENT	1	
15	61476-96J10	.SEAL, AIR VENT	1	
16	02142-06167	.SCREW	2	
17	09329-10022	.CUSHION	3	
18	01550-06127	.BOLT	3	
19	61621-93J00	.BRACKET, FASTENER	3	
20	01547-06167	.BOLT	6	
21	61443-96J30	.STRIPE, ENGINE COVER STBD	1	
22	61453-96J30	.STRIPE, ENGINE COVER PORT	1	
23	77811-54GC0-0PG	.EMBLEM (S) (CHROME)	1	
24	61610-93J00	.FASTENER	3	
25	61435-96J40	MARK, EMBLEM FRONT (150)	1	
26	61435-96J40	MARK, EMBLEM REAR (150)	1	
27	61458-90J00	LABEL, ENGINE COVER	1	
28	09800-81840	TOOL SET	1	
29	99011-96J70-059	MANUAL, OWNER'S	1	
30	68110-96J00	COVER, WEATHER	1	OPT

FIG.420E



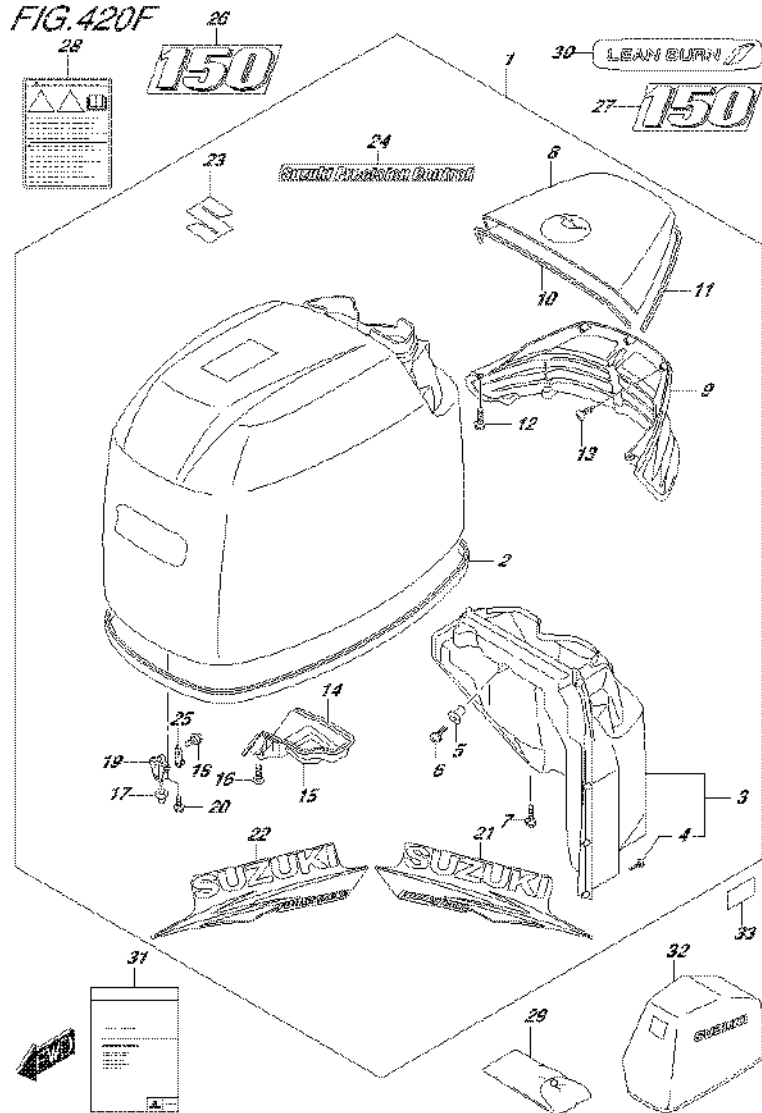
DF175_E01_016_420E
ENGINE COVER

FIG.420E (4-D-14) ENGINE COVER (FOR 0EP) (DF150TG E01) (DF150ZG E01)

REF NO.	PART NO.	DESCRIPTION	Q'TY	REMARKS
1	61410-96890-0EP	COVER SET, ENGINE (BLACK)	1	
2	61112-96J20	.SEAL, ENGINE COVER	1	
3	61430-96J10	.GUIDE ASSY, AIR INTK INNER	1	
4	03542-05169	.SCREW	8	
5	09159-05019	.NUT	2	
6	02142-05167	.SCREW	2	
7	01550-06167	.BOLT	2	
8	61431-96J21-0EP	.HANDLE, TILT UP (BLACK)	1	
9	61432-96J11	.LOUVER, TILT UP HANDLE	1	
10	61438-96J10	.SEAL, TILT UP HANDLE NO.1	1	
11	61439-96J10	.SEAL, TILT UP HANDLE NO.2	1	
12	01550-06167	.BOLT	4	
13	03542-05169	.SCREW	8	
14	61475-96J10	.GUIDE, AIR VENT	1	
15	61476-96J10	.SEAL, AIR VENT	1	
16	02142-06167	.SCREW	2	
17	09329-10022	.CUSHION	3	
18	01550-06127	.BOLT	3	
19	61621-93J00	.BRACKET, FASTENER	3	
20	01547-06167	.BOLT	6	
21	61443-96J22	.STRIPE, ENGINE COVER STBD	1	
22	61453-96J22	.STRIPE, ENGINE COVER PORT	1	
23	77811-54GC0-0PG	.EMBLEM (S) (CHROME)	1	
24	61446-96J20	.DECAL (S.P.C.)	1	
25	61610-93J00	.FASTENER	3	
26	61422-96J42	MARK, EMBLEM FRONT (150)	1	
27	61435-96J22	MARK, EMBLEM REAR (150)	1	
28	61458-90J00	LABEL, ENGINE COVER	1	
29	09800-81840	TOOL SET	1	
30	61471-98J00	DECAL, LEAN BURN	1	
31-1	99011-96J80-054	MANUAL, OWNER'S	1	
31-2	99011-96J80-059	MANUAL, OWNER'S	1	
32	68110-96J00	COVER, WEATHER	1	OPT
33	61428-96J00	TAPE, ENGINE COVER	1	

DF175_E01_016

FIG.420F



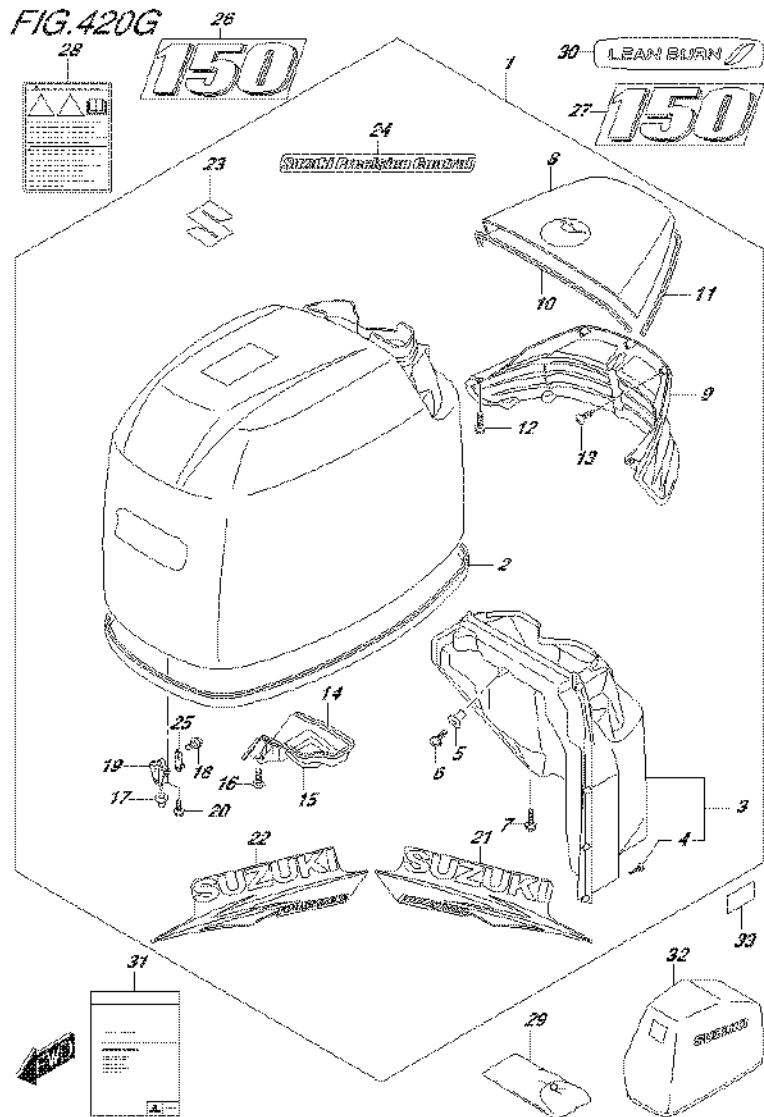
DF175_E01_016_420F
ENGINE COVER

FIG.420F (4-D-15) ENGINE COVER (FOR Y5S) (DF150TG E01) (DF150ZG E01)

REF NO.	PART NO.	DESCRIPTION	Q'TY	REMARKS
1	61420-96810-Y5S	COVER SET, ENGINE (WHITE)	1	
2	61112-96J20	.SEAL, ENGINE COVER	1	
3	61430-96J10	.GUIDE ASSY, AIR INTK INNER	1	
4	03542-05169	.SCREW	8	
5	09159-05019	.NUT	2	
6	02142-05167	.SCREW	2	
7	01550-06167	.BOLT	2	
8	61431-96J21-Y5S	.HANDLE, TILT UP (WHITE)	1	
9	61432-96J11	.LOUVER, TILT UP HANDLE	1	
10	61438-96J10	.SEAL, TILT UP HANDLE NO.1	1	
11	61439-96J10	.SEAL, TILT UP HANDLE NO.2	1	
12	01550-06167	.BOLT	4	
13	03542-05169	.SCREW	8	
14	61475-96J10	.GUIDE, AIR VENT	1	
15	61476-96J10	.SEAL, AIR VENT	1	
16	02142-06167	.SCREW	2	
17	09329-10022	.CUSHION	3	
18	01550-06127	.BOLT	3	
19	61621-93J00	.BRACKET, FASTENER	3	
20	01547-06167	.BOLT	6	
21	61443-96J30	.STRIPE, ENGINE COVER STBD	1	
22	61453-96J30	.STRIPE, ENGINE COVER PORT	1	
23	77811-54GC0-0PG	.EMBLEM (S) (CHROME)	1	
24	61446-96J30	.DECAL (S.P.C.)	1	
25	61610-93J00	.FASTENER	3	
26	61435-96J40	MARK, EMBLEM FRONT (150)	1	
27	61435-96J40	MARK, EMBLEM REAR (150)	1	
28	61458-90J00	LABEL, ENGINE COVER	1	
29	09800-81840	TOOL SET	1	
30	61471-98J00	DECAL, LEAN BURN	1	
31-1	99011-96J80-054	MANUAL, OWNER'S	1	
31-2	99011-96J80-059	MANUAL, OWNER'S	1	
32	68110-96J00	COVER, WEATHER	1	OPT
33	61428-96J00	TAPE, ENGINE COVER	1	

DF175_E01_016

FIG.420G



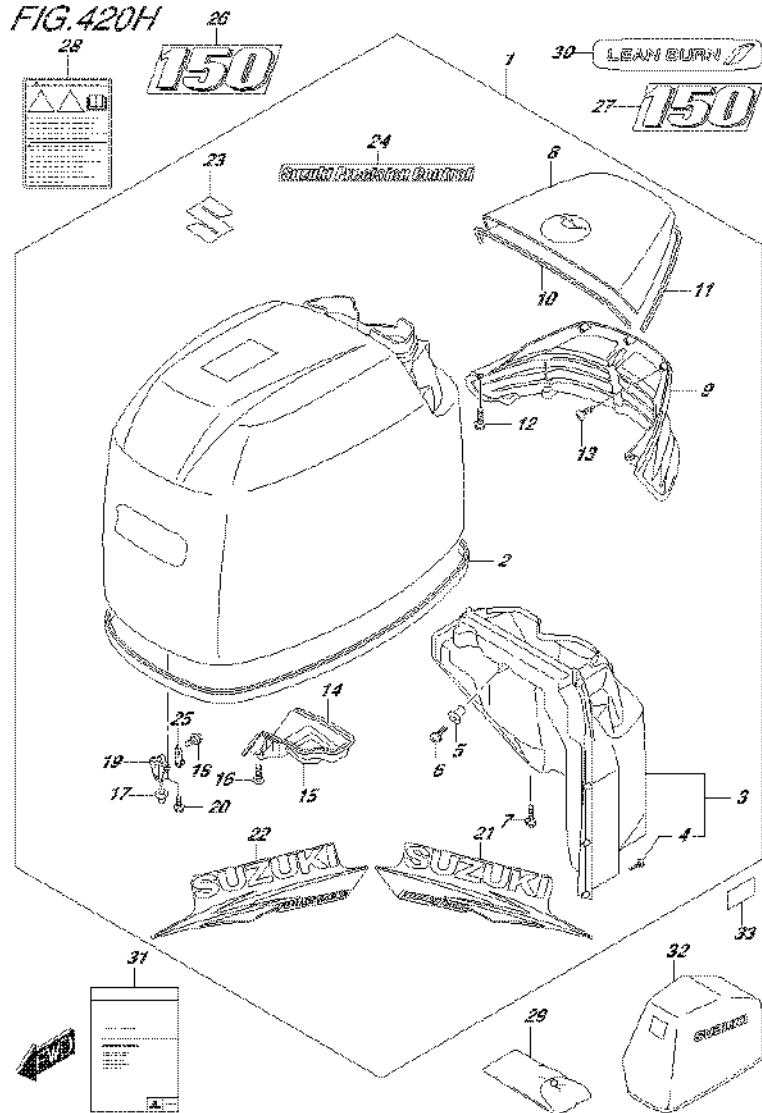
DF175_E01_016_420G
ENGINE COVER

FIG.420G (4-E-2) ENGINE COVER (FOR 0EP) (DF150TG E40) (DF150ZG E40)

REF NO.	PART NO.	DESCRIPTION	Q'TY	REMARKS
1	61410-96890-0EP	COVER SET, ENGINE (BLACK)	1	
2	61112-96J20	.SEAL, ENGINE COVER	1	
3	61430-96J10	.GUIDE ASSY, AIR INTK INNER	1	
4	03542-05169	.SCREW	8	
5	09159-05019	.NUT	2	
6	02142-05167	.SCREW	2	
7	01550-06167	.BOLT	2	
8	61431-96J21-0EP	.HANDLE, TILT UP (BLACK)	1	
9	61432-96J11	.LOUVER, TILT UP HANDLE	1	
10	61438-96J10	.SEAL, TILT UP HANDLE NO.1	1	
11	61439-96J10	.SEAL, TILT UP HANDLE NO.2	1	
12	01550-06167	.BOLT	4	
13	03542-05169	.SCREW	8	
14	61475-96J10	.GUIDE, AIR VENT	1	
15	61476-96J10	.SEAL, AIR VENT	1	
16	02142-06167	.SCREW	2	
17	09329-10022	.CUSHION	3	
18	01550-06127	.BOLT	3	
19	61621-93J00	.BRACKET, FASTENER	3	
20	01547-06167	.BOLT	6	
21	61443-96J22	.STRIPE, ENGINE COVER STBD	1	
22	61453-96J22	.STRIPE, ENGINE COVER PORT	1	
23	77811-54GC0-0PG	.EMBLEM (S) (CHROME)	1	
24	61446-96J20	.DECAL (S.P.C.)	1	
25	61610-93J00	.FASTENER	3	
26	61422-96J42	MARK, EMBLEM FRONT (150)	1	
27	61435-96J22	MARK, EMBLEM REAR (150)	1	
28	61458-90J00	LABEL, ENGINE COVER	1	
29	09800-81840	TOOL SET	1	
30	61471-98J00	DECAL, LEAN BURN	1	
31	99011-96J80-059	MANUAL, OWNER'S	1	
32	68110-96J00	COVER, WEATHER	1	OPT
33	61428-96J00	TAPE, ENGINE COVER	1	

DF175_E01_016

FIG.420H



DF175_E01_016_420H
ENGINE COVER

FIG.420H (4-E-3) ENGINE COVER (FOR Y5S) (DF150TG E40) (DF150ZG E40)

REF NO.	PART NO.	DESCRIPTION	Q'TY	REMARKS
1	61420-96810-Y5S	COVER SET, ENGINE (WHITE)	1	
2	61112-96J20	.SEAL, ENGINE COVER	1	
3	61430-96J10	.GUIDE ASSY, AIR INTK INNER	1	
4	03542-05169	.SCREW	8	
5	09159-05019	.NUT	2	
6	02142-05167	.SCREW	2	
7	01550-06167	.BOLT	2	
8	61431-96J21-Y5S	.HANDLE, TILT UP (WHITE)	1	
9	61432-96J11	.LOUVER, TILT UP HANDLE	1	
10	61438-96J10	.SEAL, TILT UP HANDLE NO.1	1	
11	61439-96J10	.SEAL, TILT UP HANDLE NO.2	1	
12	01550-06167	.BOLT	4	
13	03542-05169	.SCREW	8	
14	61475-96J10	.GUIDE, AIR VENT	1	
15	61476-96J10	.SEAL, AIR VENT	1	
16	02142-06167	.SCREW	2	
17	09329-10022	.CUSHION	3	
18	01550-06127	.BOLT	3	
19	61621-93J00	.BRACKET, FASTENER	3	
20	01547-06167	.BOLT	6	
21	61443-96J30	.STRIPE, ENGINE COVER STBD	1	
22	61453-96J30	.STRIPE, ENGINE COVER PORT	1	
23	77811-54GC0-0PG	.EMBLEM (S) (CHROME)	1	
24	61446-96J30	.DECAL (S.P.C.)	1	
25	61610-93J00	.FASTENER	3	
26	61435-96J40	MARK, EMBLEM FRONT (150)	1	
27	61435-96J40	MARK, EMBLEM REAR (150)	1	
28	61458-90J00	LABEL, ENGINE COVER	1	
29	09800-81840	TOOL SET	1	
30	61471-98J00	DECAL, LEAN BURN	1	
31	99011-96J80-059	MANUAL, OWNER'S	1	
32	68110-96J00	COVER, WEATHER	1	OPT
33	61428-96J00	TAPE, ENGINE COVER	1	

DF175_E01_016

FIG. 420J

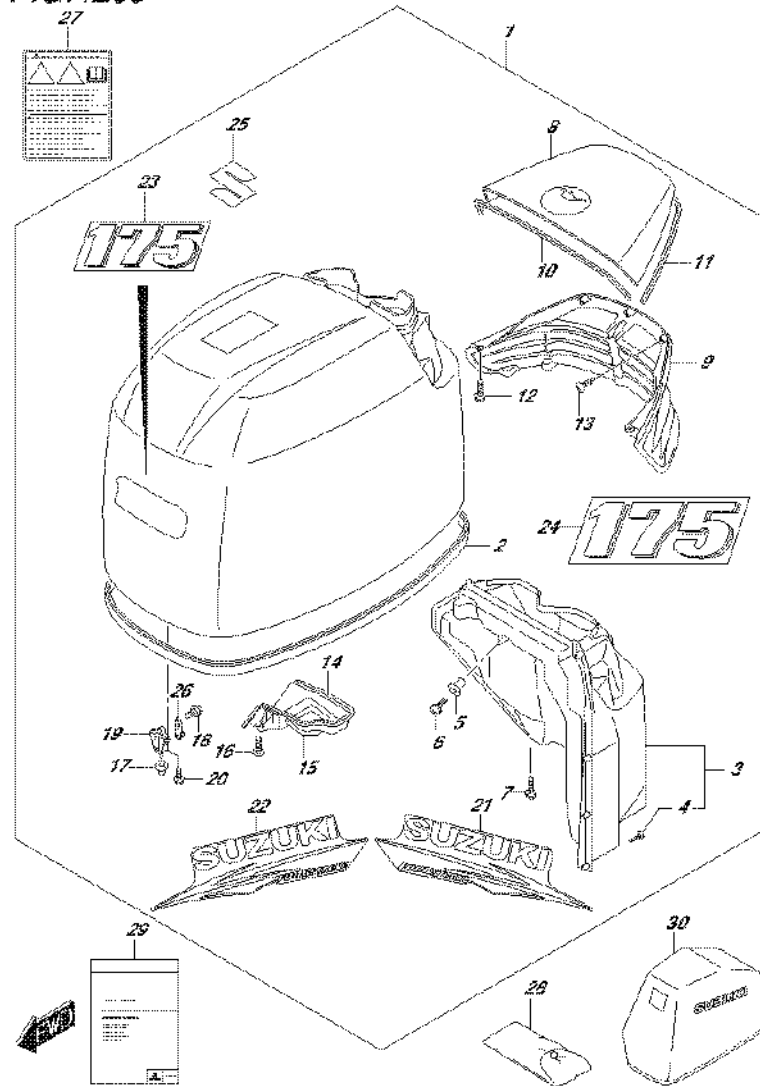
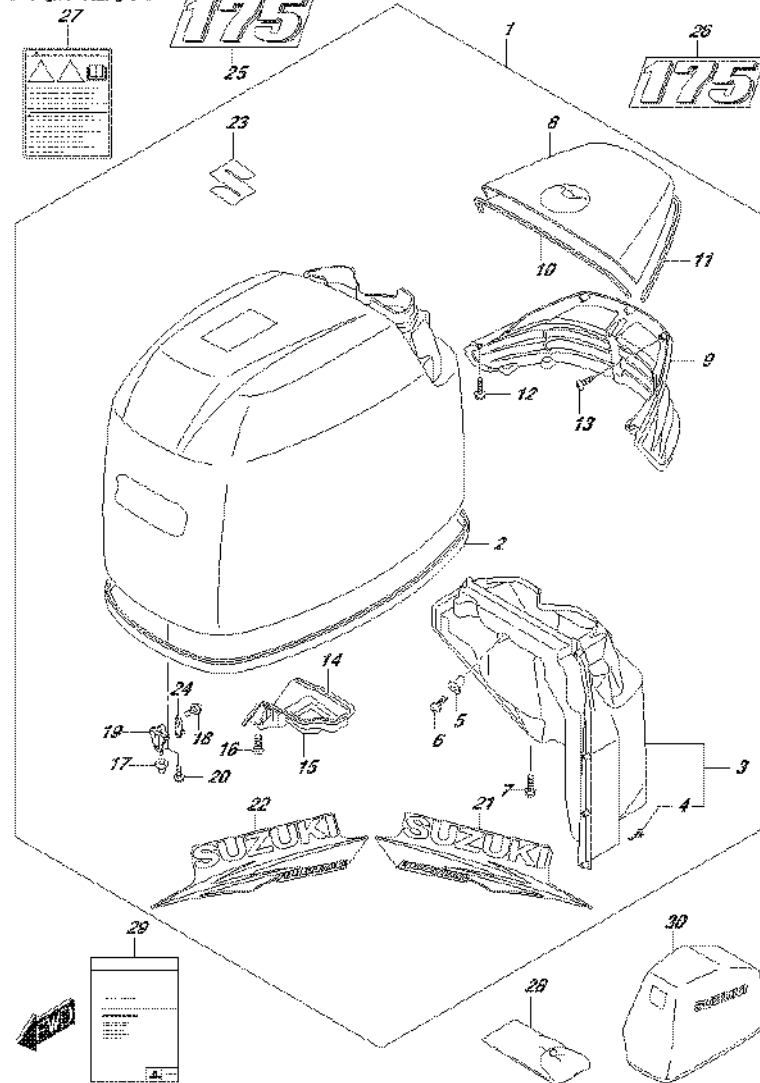


FIG.420J (4-E-4) ENGINE COVER (FOR 0EP) (DF175T E01) (DF175Z E01)

REF NO.	PART NO.	DESCRIPTION	Q'TY	REMARKS
1	61410-96866-0EP	COVER SET, ENGINE (BLACK)	1	
2	61112-96J20	.SEAL, ENGINE COVER	1	
3	61430-96J10	.GUIDE ASSY, AIR INTK INNER	1	
4	03542-05169	.SCREW	8	
5	09159-05019	.NUT	2	
6	02142-05167	.SCREW	2	
7	01550-06167	.BOLT	2	
8	61431-96J21-0EP	.HANDLE, TILT UP (BLACK)	1	
9	61432-96J11	.LOUVER, TILT UP HANDLE	1	
10	61438-96J10	.SEAL, TILT UP HANDLE NO.1	1	
11	61439-96J10	.SEAL, TILT UP HANDLE NO.2	1	
12	01550-06167	.BOLT	4	
13	03542-05169	.SCREW	8	
14	61475-96J10	.GUIDE, AIR VENT	1	
15	61476-96J10	.SEAL, AIR VENT	1	
16	02142-06167	.SCREW	2	
17	09329-10022	.CUSHION	3	
18	01550-06127	.BOLT	3	
19	61621-93J00	.BRACKET, FASTENER	3	
20	01547-06167	.BOLT	6	
21	61443-96J22	.STRIPE, ENGINE COVER STBD	1	
22	61453-96J22	.STRIPE, ENGINE COVER PORT	1	
23	61422-96J52	.MARK, EMBLEM FRONT (175)	1	
24	61435-96J32	.MARK, EMBLEM REAR (175)	1	
25	77811-54GC0-0PG	.EMBLEM (S) (CHROME)	1	
26	61610-93J00	.FASTENER	3	
27	61458-90J00	LABEL, ENGINE COVER	1	
28	09800-81840	TOOL SET	1	
29-1	99011-96J70-054	MANUAL, OWNER'S	1	
29-2	99011-96J70-059	MANUAL, OWNER'S	1	
30	68110-96J00	COVER, WEATHER	1	OPT

FIG. 420K



DF175_E01_016_420K
ENGINE COVER

FIG.420K (4-E-5) ENGINE COVER (FOR Y5S) (DF175T E01) (DF175Z E01)

REF NO.	PART NO.	DESCRIPTION	Q'TY	REMARKS
1	61410-96881-Y5S	COVER SET, ENGINE (WHITE)	1	
2	61112-96J20	.SEAL, ENGINE COVER	1	
3	61430-96J10	.GUIDE ASSY, AIR INTK INNER	1	
4	03542-05169	.SCREW	8	
5	09159-05019	.NUT	2	
6	02142-05167	.SCREW	2	
7	01550-06167	.BOLT	2	
8	61431-96J21-Y5S	.HANDLE, TILT UP (WHITE)	1	
9	61432-96J11	.LOUVER, TILT UP HANDLE	1	
10	61438-96J10	.SEAL, TILT UP HANDLE NO.1	1	
11	61439-96J10	.SEAL, TILT UP HANDLE NO.2	1	
12	01550-06167	.BOLT	4	
13	03542-05169	.SCREW	8	
14	61475-96J10	.GUIDE, AIR VENT	1	
15	61476-96J10	.SEAL, AIR VENT	1	
16	02142-06167	.SCREW	2	
17	09329-10022	.CUSHION	3	
18	01550-06127	.BOLT	3	
19	61621-93J00	.BRACKET, FASTENER	3	
20	01547-06167	.BOLT	6	
21	61443-96J30	.STRIPE, ENGINE COVER STBD	1	
22	61453-96J30	.STRIPE, ENGINE COVER PORT	1	
23	77811-54GC0-0PG	.EMBLEM (S) (CHROME)	1	
24	61610-93J00	.FASTENER	3	
25	61435-96J50	MARK, EMBLEM FRONT (175)	1	
26	61435-96J50	MARK, EMBLEM REAR (175)	1	
27	61458-90J00	LABEL, ENGINE COVER	1	
28	09800-81840	TOOL SET	1	
29-1	99011-96J70-054	MANUAL, OWNER'S	1	
29-2	99011-96J70-059	MANUAL, OWNER'S	1	
30	68110-96J00	COVER, WEATHER	1	OPT

DF175_E01_016

FIG. 420L

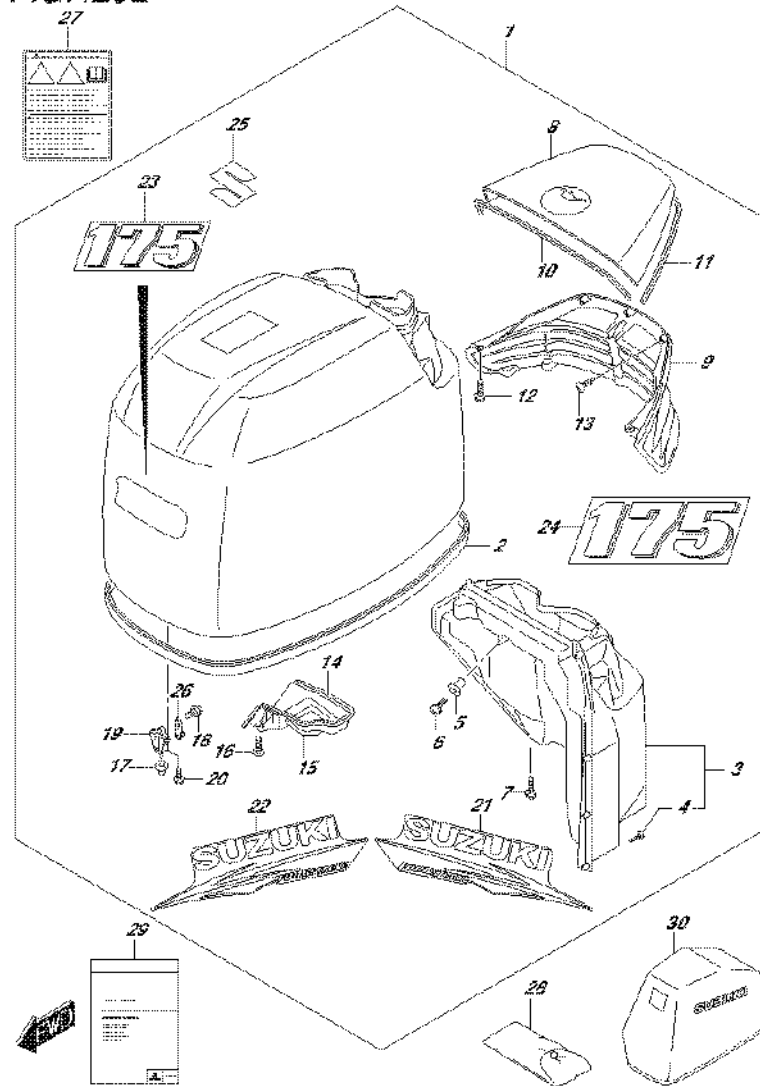
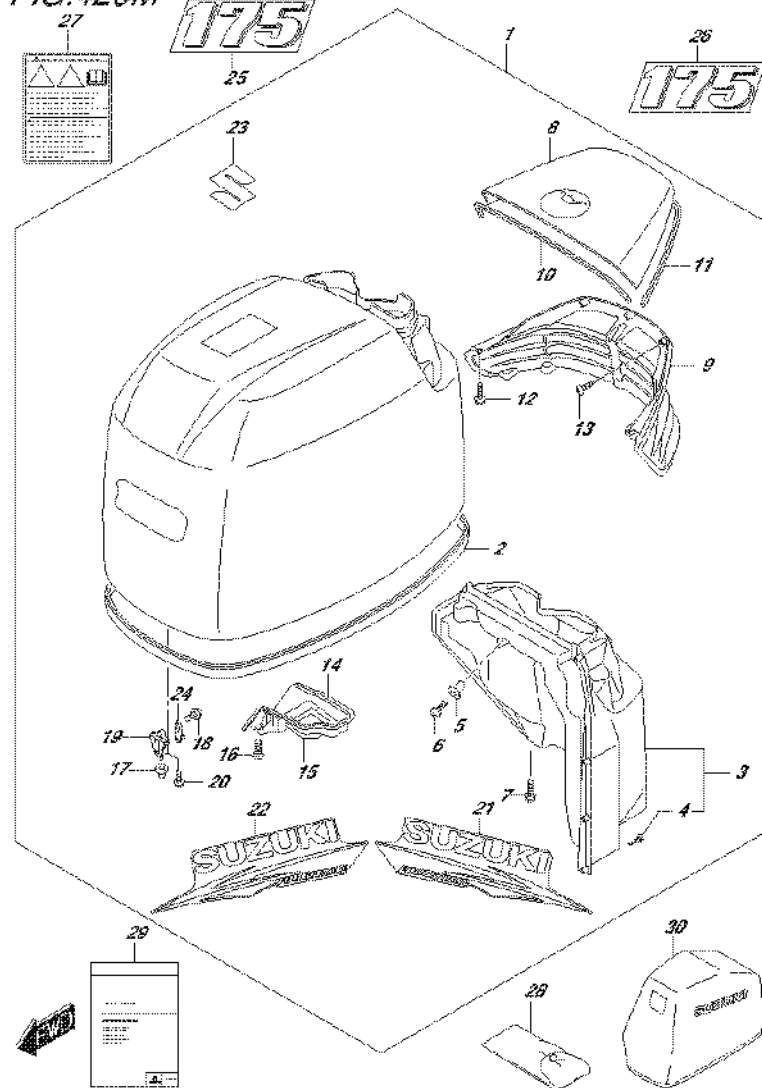


FIG.420L (4-E-6) ENGINE COVER (FOR 0EP) (DF175T E40) (DF175Z E40)

REF NO.	PART NO.	DESCRIPTION	Q'TY	REMARKS
1	61410-96866-0EP	COVER SET, ENGINE (BLACK)	1	
2	61112-96J20	.SEAL, ENGINE COVER	1	
3	61430-96J10	.GUIDE ASSY, AIR INTK INNER	1	
4	03542-05169	.SCREW	8	
5	09159-05019	.NUT	2	
6	02142-05167	.SCREW	2	
7	01550-06167	.BOLT	2	
8	61431-96J21-0EP	.HANDLE, TILT UP (BLACK)	1	
9	61432-96J11	.LOUVER, TILT UP HANDLE	1	
10	61438-96J10	.SEAL, TILT UP HANDLE NO.1	1	
11	61439-96J10	.SEAL, TILT UP HANDLE NO.2	1	
12	01550-06167	.BOLT	4	
13	03542-05169	.SCREW	8	
14	61475-96J10	.GUIDE, AIR VENT	1	
15	61476-96J10	.SEAL, AIR VENT	1	
16	02142-06167	.SCREW	2	
17	09329-10022	.CUSHION	3	
18	01550-06127	.BOLT	3	
19	61621-93J00	.BRACKET, FASTENER	3	
20	01547-06167	.BOLT	6	
21	61443-96J22	.STRIPE, ENGINE COVER STBD	1	
22	61453-96J22	.STRIPE, ENGINE COVER PORT	1	
23	61422-96J52	.MARK, EMBLEM FRONT (175)	1	
24	61435-96J32	.MARK, EMBLEM REAR (175)	1	
25	77811-54GC0-0PG	.EMBLEM (S) (CHROME)	1	
26	61610-93J00	.FASTENER	3	
27	61458-90J00	LABEL, ENGINE COVER	1	
28	09800-81840	TOOL SET	1	
29	99011-96J70-059	MANUAL, OWNER'S	1	
30	68110-96J00	COVER, WEATHER	1	OPT

FIG. 420M



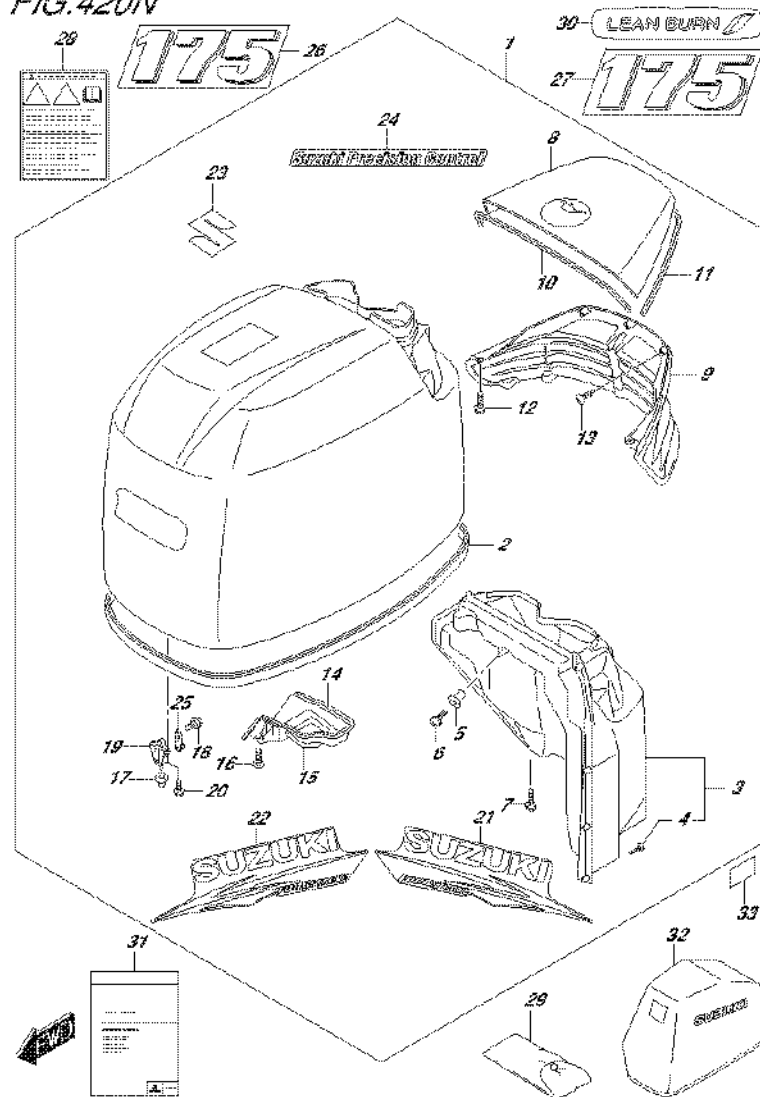
DF175_E01_016_420M
ENGINE COVER

FIG.420M (4-E-7) ENGINE COVER (FOR Y5S) (DF175T E40) (DF175Z E40)

REF NO.	PART NO.	DESCRIPTION	Q'TY	REMARKS
1	61410-96881-Y5S	COVER SET, ENGINE (WHITE)	1	
2	61112-96J20	.SEAL, ENGINE COVER	1	
3	61430-96J10	.GUIDE ASSY, AIR INTK INNER	1	
4	03542-05169	.SCREW	8	
5	09159-05019	.NUT	2	
6	02142-05167	.SCREW	2	
7	01550-06167	.BOLT	2	
8	61431-96J21-Y5S	.HANDLE, TILT UP (WHITE)	1	
9	61432-96J11	.LOUVER, TILT UP HANDLE	1	
10	61438-96J10	.SEAL, TILT UP HANDLE NO.1	1	
11	61439-96J10	.SEAL, TILT UP HANDLE NO.2	1	
12	01550-06167	.BOLT	4	
13	03542-05169	.SCREW	8	
14	61475-96J10	.GUIDE, AIR VENT	1	
15	61476-96J10	.SEAL, AIR VENT	1	
16	02142-06167	.SCREW	2	
17	09329-10022	.CUSHION	3	
18	01550-06127	.BOLT	3	
19	61621-93J00	.BRACKET, FASTENER	3	
20	01547-06167	.BOLT	6	
21	61443-96J30	.STRIPE, ENGINE COVER STBD	1	
22	61453-96J30	.STRIPE, ENGINE COVER PORT	1	
23	77811-54GC0-0PG	.EMBLEM (S) (CHROME)	1	
24	61610-93J00	.FASTENER	3	
25	61435-96J50	MARK, EMBLEM FRONT (175)	1	
26	61435-96J50	MARK, EMBLEM REAR (175)	1	
27	61458-90J00	LABEL, ENGINE COVER	1	
28	09800-81840	TOOL SET	1	
29	99011-96J70-059	MANUAL, OWNER'S	1	
30	68110-96J00	COVER, WEATHER	1	OPT

DF175_E01_016

FIG. 420N



DF175_E01_016_420N
ENGINE COVER

FIG.420N (4-E-8) ENGINE COVER (FOR 0EP) (DF175TG E01) (DF175ZG E01)

REF NO.	PART NO.	DESCRIPTION	Q'TY	REMARKS
1	61410-96890-0EP	COVER SET, ENGINE (BLACK)	1	
2	61112-96J20	.SEAL, ENGINE COVER	1	
3	61430-96J10	.GUIDE ASSY, AIR INTK INNER	1	
4	03542-05169	.SCREW	8	
5	09159-05019	.NUT	2	
6	02142-05167	.SCREW	2	
7	01550-06167	.BOLT	2	
8	61431-96J21-0EP	.HANDLE, TILT UP (BLACK)	1	
9	61432-96J11	.LOUVER, TILT UP HANDLE	1	
10	61438-96J10	.SEAL, TILT UP HANDLE NO.1	1	
11	61439-96J10	.SEAL, TILT UP HANDLE NO.2	1	
12	01550-06167	.BOLT	4	
13	03542-05169	.SCREW	8	
14	61475-96J10	.GUIDE, AIR VENT	1	
15	61476-96J10	.SEAL, AIR VENT	1	
16	02142-06167	.SCREW	2	
17	09329-10022	.CUSHION	3	
18	01550-06127	.BOLT	3	
19	61621-93J00	.BRACKET, FASTENER	3	
20	01547-06167	.BOLT	6	
21	61443-96J22	.STRIPE, ENGINE COVER STBD	1	
22	61453-96J22	.STRIPE, ENGINE COVER PORT	1	
23	77811-54GC0-0PG	.EMBLEM (S) (CHROME)	1	
24	61446-96J20	.DECAL (S.P.C.)	1	
25	61610-93J00	.FASTENER	3	
26	61422-96J52	MARK, EMBLEM FRONT (175)	1	
27	61435-96J32	MARK, EMBLEM REAR (175)	1	
28	61458-90J00	LABEL, ENGINE COVER	1	
29	09800-81840	TOOL SET	1	
30	61471-98J00	DECAL, LEAN BURN	1	
31-1	99011-96J80-054	MANUAL, OWNER'S	1	
31-2	99011-96J80-059	MANUAL, OWNER'S	1	
32	68110-96J00	COVER, WEATHER	1	OPT
33	61428-96J00	TAPE, ENGINE COVER	1	

DF175_E01_016

FIG. 420P

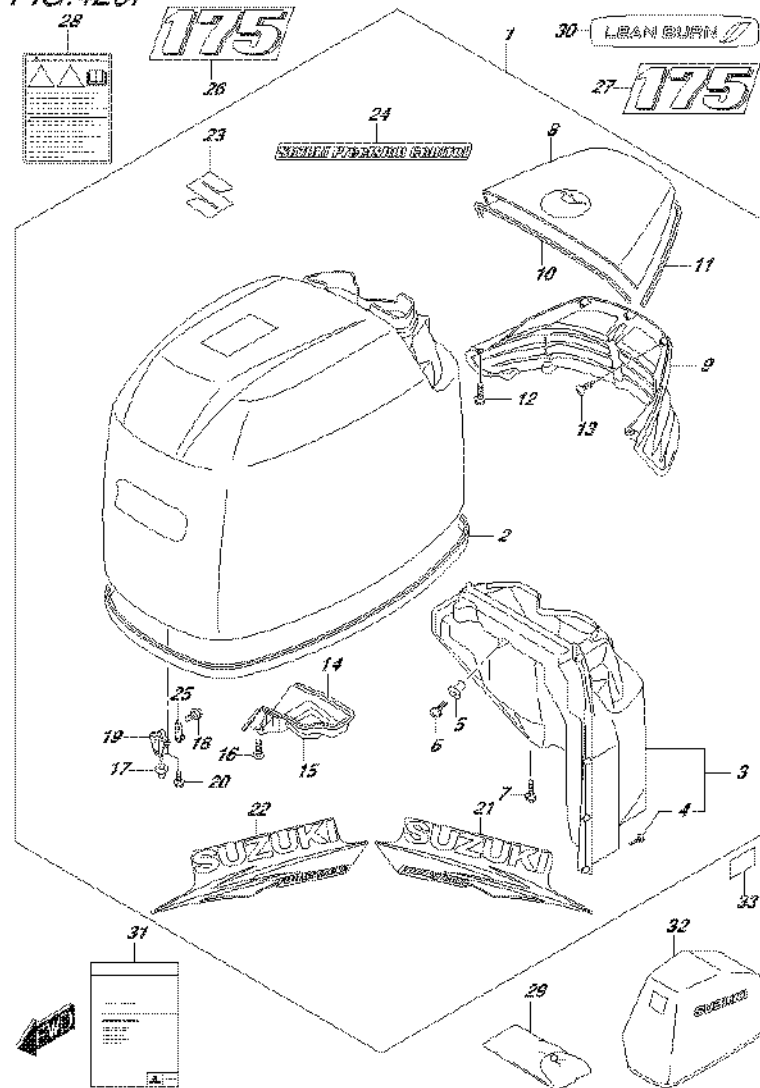
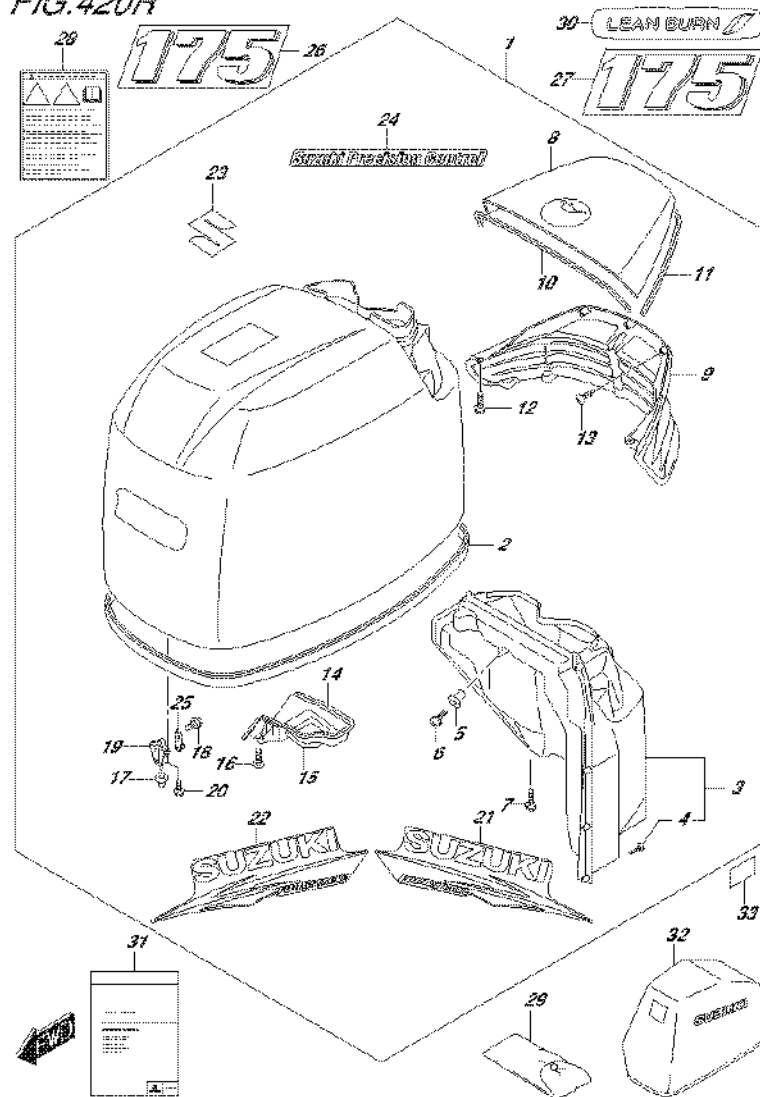


FIG.420P (4-E-9) ENGINE COVER (FOR Y5S) (DF175TG E01) (DF175ZG E01)

REF NO.	PART NO.	DESCRIPTION	Q'TY	REMARKS
1	61420-96810-Y5S	COVER SET, ENGINE (WHITE)	1	
2	61112-96J20	.SEAL, ENGINE COVER	1	
3	61430-96J10	.GUIDE ASSY, AIR INTK INNER	1	
4	03542-05169	.SCREW	8	
5	09159-05019	.NUT	2	
6	02142-05167	.SCREW	2	
7	01550-06167	.BOLT	2	
8	61431-96J21-Y5S	.HANDLE, TILT UP (WHITE)	1	
9	61432-96J11	.LOUVER, TILT UP HANDLE	1	
10	61438-96J10	.SEAL, TILT UP HANDLE NO.1	1	
11	61439-96J10	.SEAL, TILT UP HANDLE NO.2	1	
12	01550-06167	.BOLT	4	
13	03542-05169	.SCREW	8	
14	61475-96J10	.GUIDE, AIR VENT	1	
15	61476-96J10	.SEAL, AIR VENT	1	
16	02142-06167	.SCREW	2	
17	09329-10022	.CUSHION	3	
18	01550-06127	.BOLT	3	
19	61621-93J00	.BRACKET, FASTENER	3	
20	01547-06167	.BOLT	6	
21	61443-96J30	.STRIPE, ENGINE COVER STBD	1	
22	61453-96J30	.STRIPE, ENGINE COVER PORT	1	
23	77811-54GC0-0PG	.EMBLEM (S) (CHROME)	1	
24	61446-96J30	.DECAL (S.P.C.)	1	
25	61610-93J00	.FASTENER	3	
26	61435-96J50	MARK, EMBLEM FRONT (175)	1	
27	61435-96J50	MARK, EMBLEM REAR (175)	1	
28	61458-90J00	LABEL, ENGINE COVER	1	
29	09800-81840	TOOL SET	1	
30	61471-98J00	DECAL, LEAN BURN	1	
31-1	99011-96J80-054	MANUAL, OWNER'S	1	
31-2	99011-96J80-059	MANUAL, OWNER'S	1	
32	68110-96J00	COVER, WEATHER	1	OPT
33	61428-96J00	TAPE, ENGINE COVER	1	

FIG. 420R



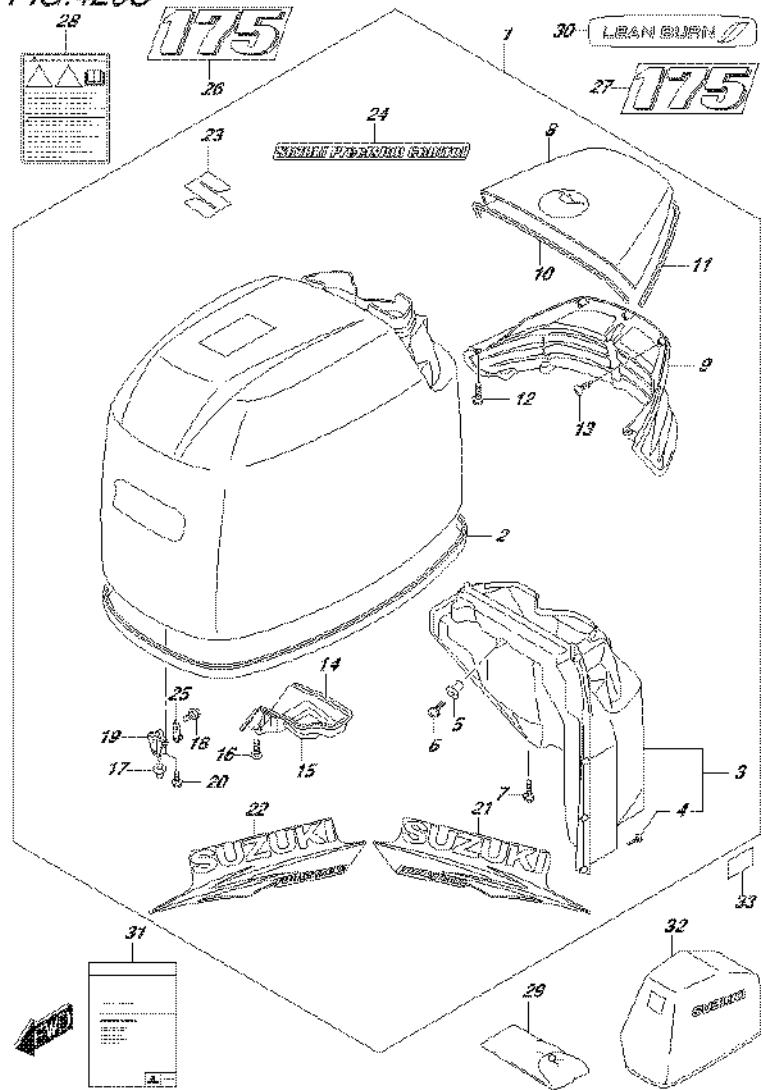
DF175_E01_016_420R
ENGINE COVER

FIG.420R (4-E-10) ENGINE COVER (FOR 0EP) (DF175TG E40) (DF175ZG E40)

REF NO.	PART NO.	DESCRIPTION	Q'TY	REMARKS
1	61410-96890-0EP	COVER SET, ENGINE (BLACK)	1	
2	61112-96J20	.SEAL, ENGINE COVER	1	
3	61430-96J10	.GUIDE ASSY, AIR INTK INNER	1	
4	03542-05169	.SCREW	8	
5	09159-05019	.NUT	2	
6	02142-05167	.SCREW	2	
7	01550-06167	.BOLT	2	
8	61431-96J21-0EP	.HANDLE, TILT UP (BLACK)	1	
9	61432-96J11	.LOUVER, TILT UP HANDLE	1	
10	61438-96J10	.SEAL, TILT UP HANDLE NO.1	1	
11	61439-96J10	.SEAL, TILT UP HANDLE NO.2	1	
12	01550-06167	.BOLT	4	
13	03542-05169	.SCREW	8	
14	61475-96J10	.GUIDE, AIR VENT	1	
15	61476-96J10	.SEAL, AIR VENT	1	
16	02142-06167	.SCREW	2	
17	09329-10022	.CUSHION	3	
18	01550-06127	.BOLT	3	
19	61621-93J00	.BRACKET, FASTENER	3	
20	01547-06167	.BOLT	6	
21	61443-96J22	.STRIPE, ENGINE COVER STBD	1	
22	61453-96J22	.STRIPE, ENGINE COVER PORT	1	
23	77811-54GC0-0PG	.EMBLEM (S) (CHROME)	1	
24	61446-96J20	.DECAL (S.P.C.)	1	
25	61610-93J00	.FASTENER	3	
26	61422-96J52	MARK, EMBLEM FRONT (175)	1	
27	61435-96J32	MARK, EMBLEM REAR (175)	1	
28	61458-90J00	LABEL, ENGINE COVER	1	
29	09800-81840	TOOL SET	1	
30	61471-98J00	DECAL, LEAN BURN	1	
31	99011-96J80-059	MANUAL, OWNER'S	1	
32	68110-96J00	COVER, WEATHER	1	OPT
33	61428-96J00	TAPE, ENGINE COVER	1	

DF175_E01_016

FIG.420S



DF175_E01_016_420S
ENGINE COVER

FIG.420S (4-E-11) ENGINE COVER (FOR Y5S) (DF175TG E40) (DF175ZG E40)

REF NO.	PART NO.	DESCRIPTION	Q'TY	REMARKS
1	61420-96810-Y5S	COVER SET, ENGINE (WHITE)	1	
2	61112-96J20	.SEAL, ENGINE COVER	1	
3	61430-96J10	.GUIDE ASSY, AIR INTK INNER	1	
4	03542-05169	.SCREW	8	
5	09159-05019	.NUT	2	
6	02142-05167	.SCREW	2	
7	01550-06167	.BOLT	2	
8	61431-96J21-Y5S	.HANDLE, TILT UP (WHITE)	1	
9	61432-96J11	.LOUVER, TILT UP HANDLE	1	
10	61438-96J10	.SEAL, TILT UP HANDLE NO.1	1	
11	61439-96J10	.SEAL, TILT UP HANDLE NO.2	1	
12	01550-06167	.BOLT	4	
13	03542-05169	.SCREW	8	
14	61475-96J10	.GUIDE, AIR VENT	1	
15	61476-96J10	.SEAL, AIR VENT	1	
16	02142-06167	.SCREW	2	
17	09329-10022	.CUSHION	3	
18	01550-06127	.BOLT	3	
19	61621-93J00	.BRACKET, FASTENER	3	
20	01547-06167	.BOLT	6	
21	61443-96J30	.STRIPE, ENGINE COVER STBD	1	
22	61453-96J30	.STRIPE, ENGINE COVER PORT	1	
23	77811-54GC0-0PG	.EMBLEM (S) (CHROME)	1	
24	61446-96J30	.DECAL (S.P.C.)	1	
25	61610-93J00	.FASTENER	3	
26	61435-96J50	MARK, EMBLEM FRONT (175)	1	
27	61435-96J50	MARK, EMBLEM REAR (175)	1	
28	61458-90J00	LABEL, ENGINE COVER	1	
29	09800-81840	TOOL SET	1	
30	61471-98J00	DECAL, LEAN BURN	1	
31	99011-96J80-059	MANUAL, OWNER'S	1	
32	68110-96J00	COVER, WEATHER	1	OPT
33	61428-96J00	TAPE, ENGINE COVER	1	

DF175_E01_016

FIG. 430A

FIG. 430A (4-E-12) FUEL HOSE

REF NO.	PART NO.	DESCRIPTION	Q'TY	REMARKS
1	09401-13423	CLIP	2	
2	65700-93J10	HOSE, FUEL (TANK TO ENGINE)	1	
3	65770-93J11	.PUMP, SQUEEZE	1	

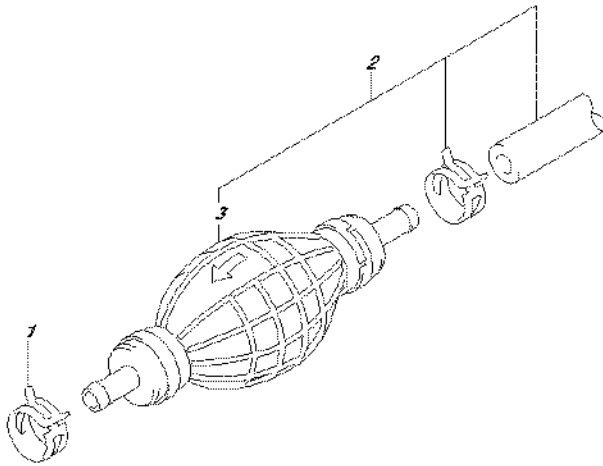


FIG.442A

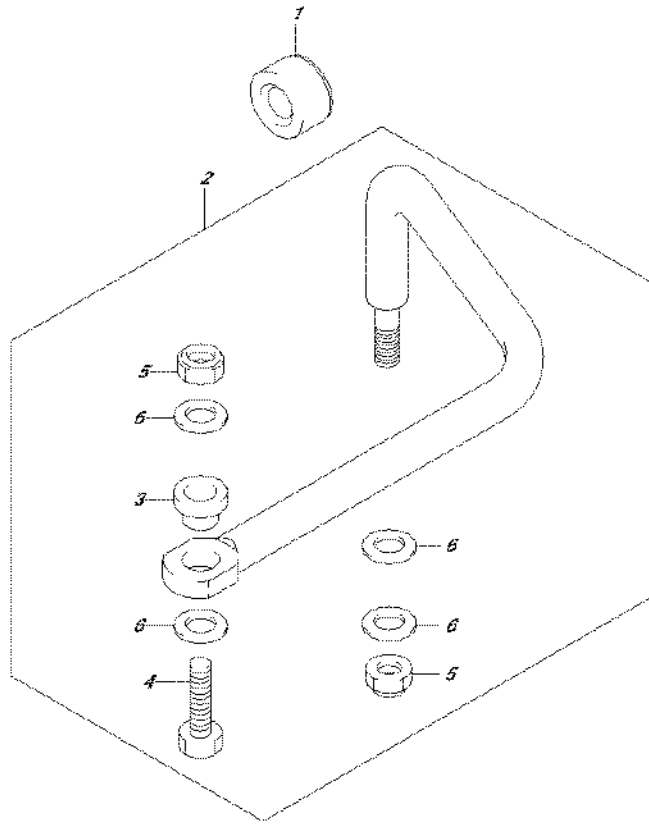


FIG.442A (4-E-13) DRAG LINK

REF NO.	PART NO.	DESCRIPTION	Q'TY	REMARKS
1	41161-94400	SEAL, STEERING CABLE	1	
2	67701-96J00	LINK ASSY, DRAG	1	
3	67721-96J00	.SPACER	1	
4	67725-96J00	.BOLT, DRAG LINK	1	
5	67726-99E00	.NUT	2	
6	67728-99E00	.WASHER	4	

FIG.501A

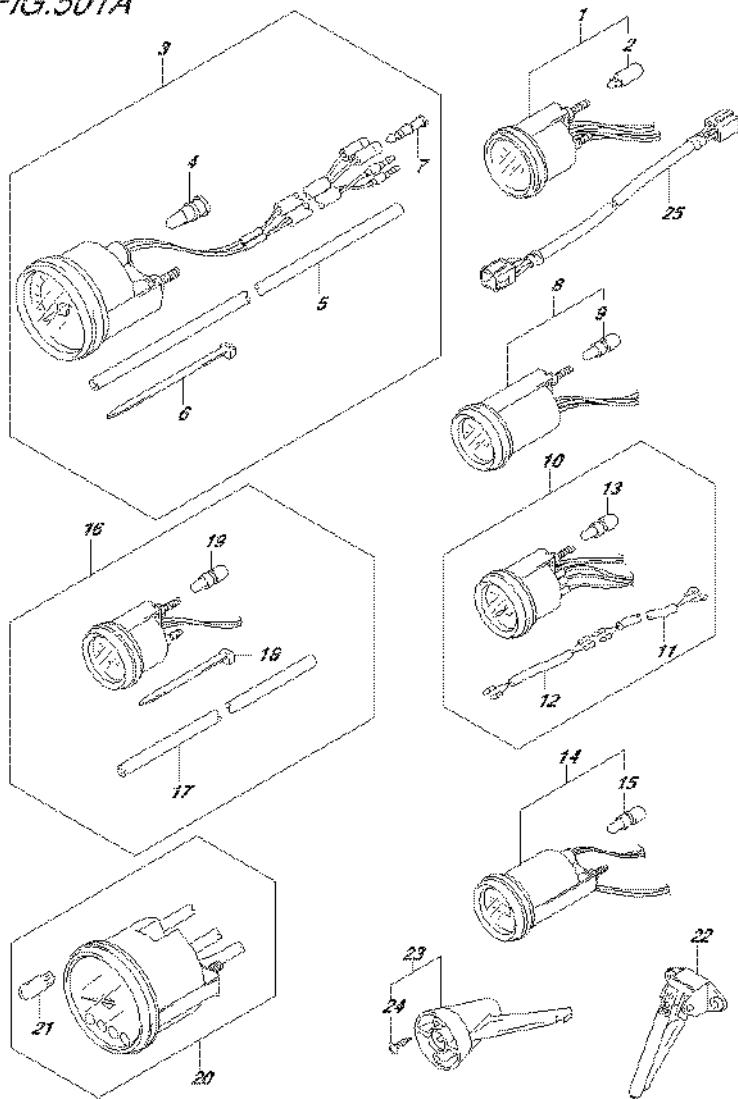


FIG.501A (4-E-14) OPT:METER (DF150T E01)

REF NO.	PART NO.	DESCRIPTION	Q'TY	REMARKS
1-1	34800-93J01	METER ASSY, TRIM	1	BLACK
1-2	34800-93J12	METER ASSY, TRIM	1	WHITE
2	09471-12108	.BULB (12V,1.7W,T6.5)	1	
3-1	34100-93J01	SPEEDOMETER ASSY	1	MAX 130KM/H BLACK
3-2	34100-93J12	SPEEDOMETER ASSY	1	MAX 130KM/H WHITE
3-3	34100-93J21	SPEEDOMETER ASSY	1	MAX 80KM/H BLACK
3-4	34100-93J32	SPEEDOMETER ASSY	1	MAX 80KM/H WHITE
3-5	34100-93J41	SPEEDOMETER ASSY	1	MAX 45KNOTS BLACK
3-6	34100-93J52	SPEEDOMETER ASSY	1	MAX 45KNOTS WHITE
3-7	34100-93J61	SPEEDOMETER ASSY	1	MAX 65KNOTS WHITE
4	09471-12028	.BULB (12V,3.4W)	1	
5	34191-92E00	.TUBE	1	
6	09407-14407	.CLAMP (L:145)	2	
7	36615-96300	.TERMINAL, RESIN	2	
8-1	34600-93J01	METER ASSY, VOLTAGE	1	BLACK
8-2	34600-93J12	METER ASSY, VOLTAGE	1	WHITE
9	09471-12103	.BULB (12V,3W,T6.5)	1	
10-1	34300-93J01	GAUGE ASSY, FUEL	1	BLACK
10-2	34300-93J12	GAUGE ASSY, FUEL	1	WHITE
11	34310-92E00	.LEAD, FUEL GAUGE	1	
12	34360-92E00	.ADAPTER, FUEL GAUGE	1	
13	09471-12103	.BULB (12V,3W,T6.5)	1	
14-1	34500-93J01	METER ASSY, HOUR	1	BLACK
14-2	34500-93J12	METER ASSY, HOUR	1	WHITE
15	09471-12103	.BULB (12V,3W,T6.5)	1	
16-1	34650-93J21	GAUGE ASSY, WATER PRESSURE	1	15PSI BLACK
16-2	34650-93J32	GAUGE ASSY, WATER PRESSURE	1	15PSI WHITE
17	34191-92E00	.TUBE	1	
18	09407-14407	.CLAMP (L:145)	2	
19	09471-12103	.BULB (12V,3W,T6.5)	1	
20-1	34200-93J01	TACHOMETER ASSY, WITH MONITOR	1	BLACK
20-2	34200-93J13	TACHOMETER ASSY, WITH MONITOR	1	WHITE
21	09471-12077	.BULB (12V,1.7W)	1	

FIG.501A

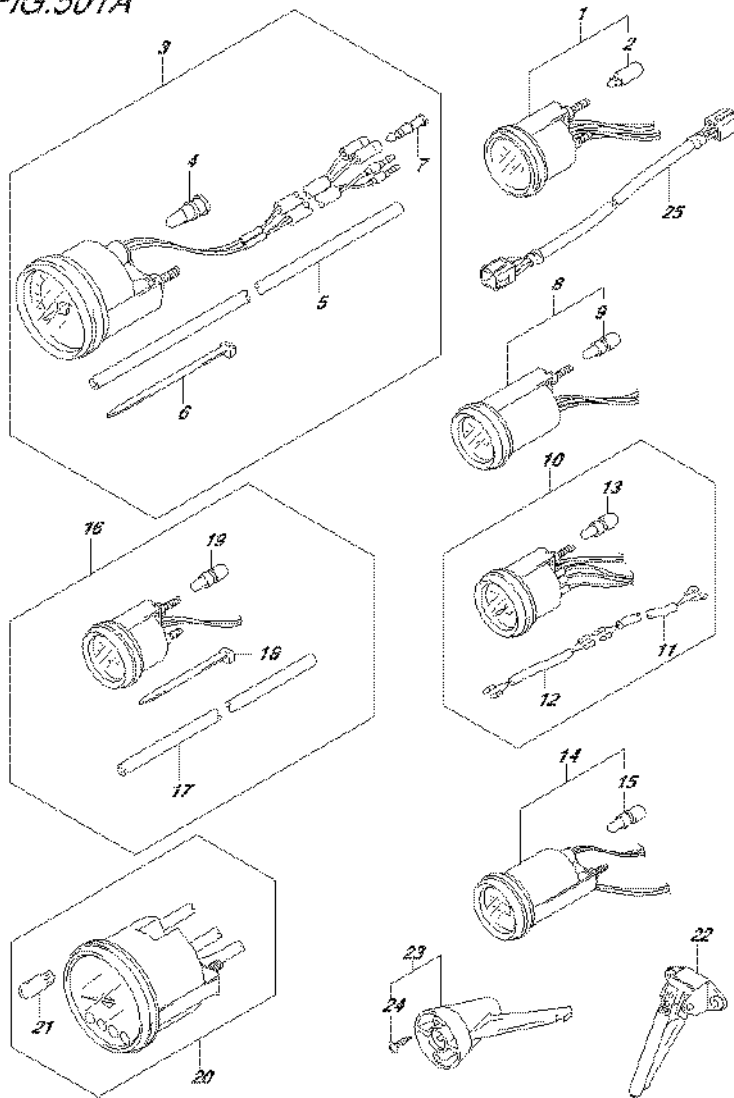


FIG.501A (4-E-15) OPT:METER (DF150T E01)

REF NO.	PART NO.	DESCRIPTION	Q'TY	REMARKS
22	34190-87D00	SENDER ASSY, SPEEDOMETER	1	
23	34190-95500	SENDER ASSY, SPEEDOMETER	1	
24	03112-0630B	.SCREW	2	
25	36682-92E00	WIRE, TRIM METER EXT (L:6500)	1	

FIG.501B

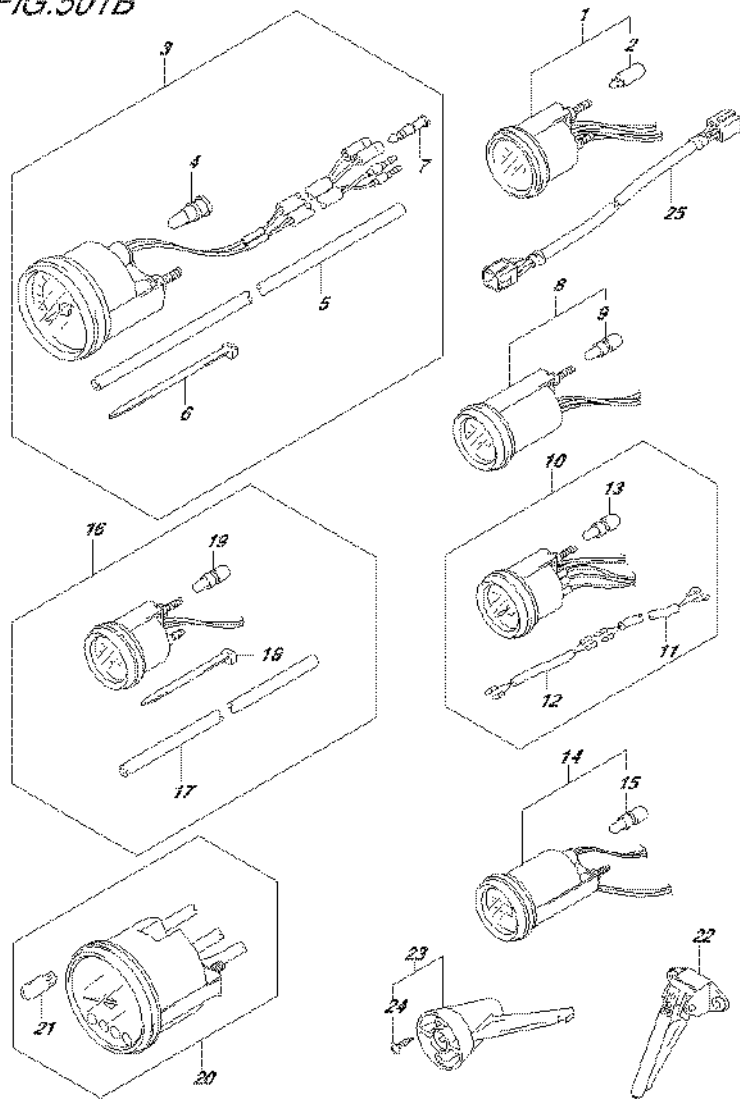


FIG.501B (4-F-2) OPT:METER (DF150T E40)

REF NO.	PART NO.	DESCRIPTION	Q'TY	REMARKS
1-1	34800-93J01	METER ASSY, TRIM	1	BLACK
1-2	34800-93J12	METER ASSY, TRIM	1	WHITE
2	09471-12108	.BULB (12V,1.7W,T6.5)	1	
3-1	34100-93J01	SPEEDOMETER ASSY	1	MAX 130KM/H BLACK
3-2	34100-93J12	SPEEDOMETER ASSY	1	MAX 130KM/H WHITE
3-3	34100-93J21	SPEEDOMETER ASSY	1	MAX 80KM/H BLACK
3-4	34100-93J32	SPEEDOMETER ASSY	1	MAX 80KM/H WHITE
3-5	34100-93J41	SPEEDOMETER ASSY	1	MAX 45KNOTS BLACK
3-6	34100-93J52	SPEEDOMETER ASSY	1	MAX 45KNOTS WHITE
3-7	34100-93J61	SPEEDOMETER ASSY	1	MAX 65KNOTS WHITE
4	09471-12028	.BULB (12V,3.4W)	1	
5	34191-92E00	.TUBE	1	
6	09407-14407	.CLAMP (L:145)	2	
7	36615-96300	.TERMINAL, RESIN	2	
8-1	34600-93J01	METER ASSY, VOLTAGE	1	BLACK
8-2	34600-93J12	METER ASSY, VOLTAGE	1	WHITE
9	09471-12103	.BULB (12V,3W,T6.5)	1	
10-1	34300-93J01	GAUGE ASSY, FUEL	1	BLACK
10-2	34300-93J12	GAUGE ASSY, FUEL	1	WHITE
11	34310-92E00	.LEAD, FUEL GAUGE	1	
12	34360-92E00	.ADAPTER, FUEL GAUGE	1	
13	09471-12103	.BULB (12V,3W,T6.5)	1	
14-1	34500-93J01	METER ASSY, HOUR	1	BLACK
14-2	34500-93J12	METER ASSY, HOUR	1	WHITE
15	09471-12103	.BULB (12V,3W,T6.5)	1	
16-1	34650-93J21	GAUGE ASSY, WATER PRESSURE	1	15PSI BLACK
16-2	34650-93J32	GAUGE ASSY, WATER PRESSURE	1	15PSI WHITE
17	34191-92E00	.TUBE	1	
18	09407-14407	.CLAMP (L:145)	2	
19	09471-12103	.BULB (12V,3W,T6.5)	1	
20-1	34200-93J01	TACHOMETER ASSY, WITH MONITOR	1	BLACK
20-2	34200-93J13	TACHOMETER ASSY, WITH MONITOR	1	WHITE
21	09471-12077	.BULB (12V,1.7W)	1	

FIG.501B

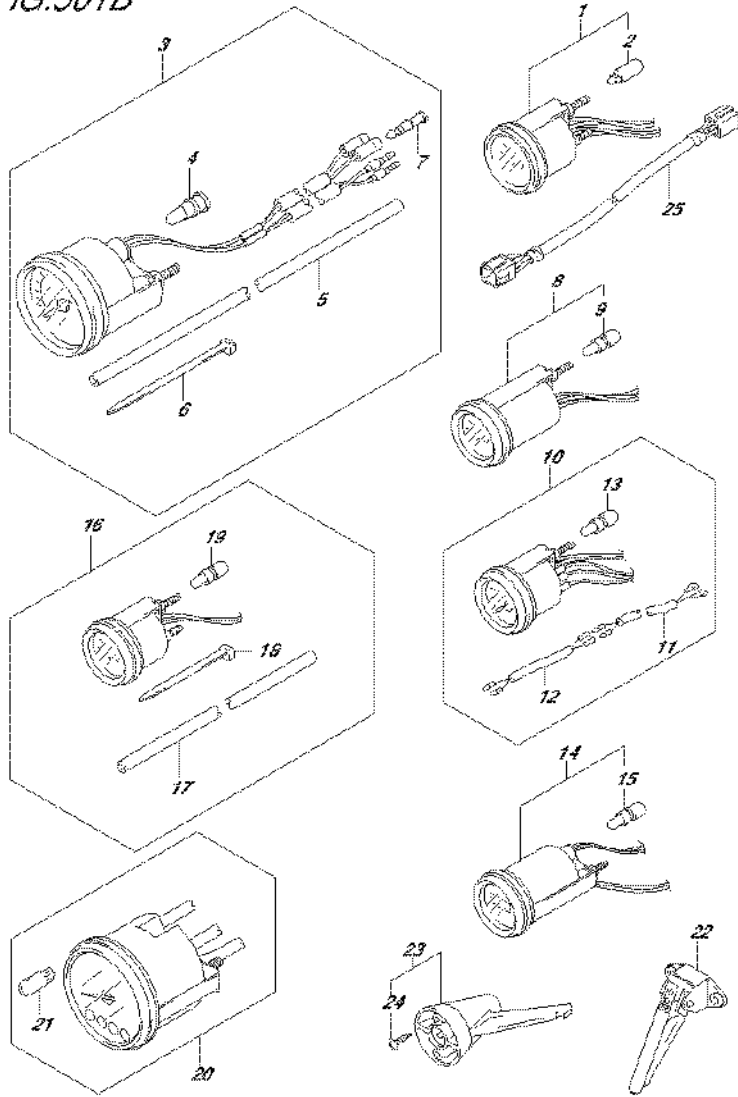


FIG.501B (4-F-3) OPT:METER (DF150T E40)

REF NO.	PART NO.	DESCRIPTION	Q'TY	REMARKS
22	34190-87D00	SENDER ASSY, SPEEDOMETER	1	
23	34190-95500	SENDER ASSY, SPEEDOMETER	1	
24	03112-0630B	.SCREW	2	
25	36682-92E00	WIRE, TRIM METER EXT (L.6500)	1	

FIG.501C

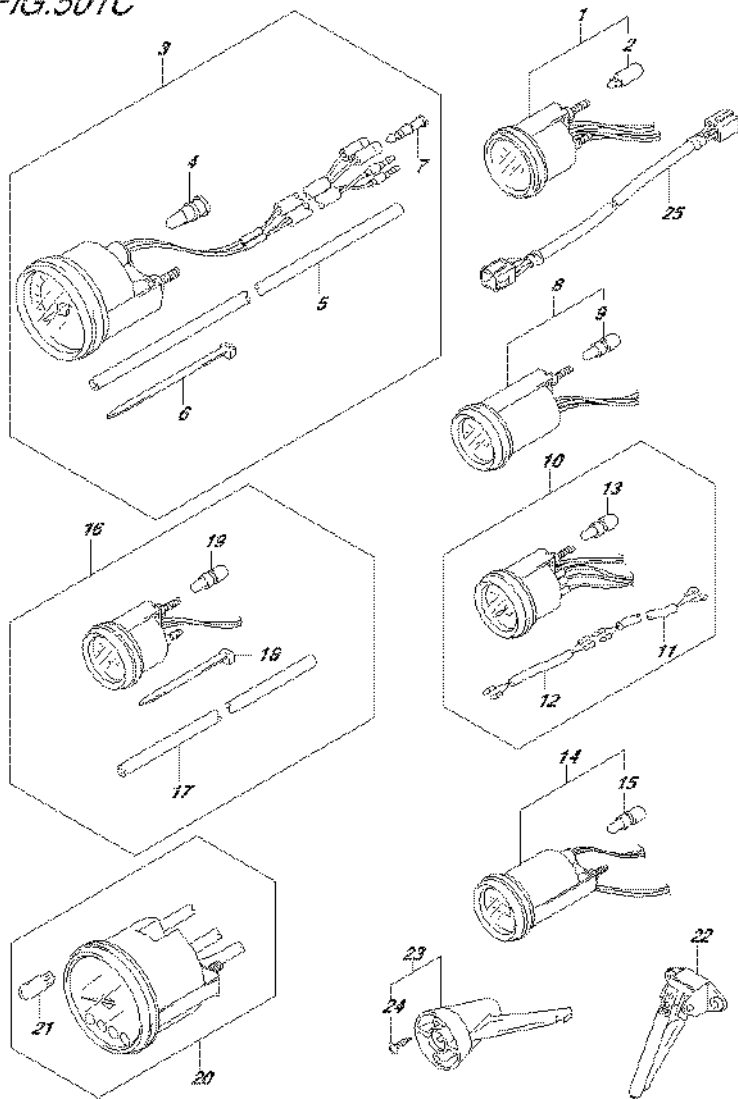


FIG.501C (4-F-4) OPT:METER (DF150Z E01)

REF NO.	PART NO.	DESCRIPTION	Q'TY	REMARKS
1-1	34800-93J01	METER ASSY, TRIM	1	BLACK
1-2	34800-93J12	METER ASSY, TRIM	1	WHITE
2	09471-12108	.BULB (12V1.7W,T6.5)	1	
3-1	34100-93J01	SPEEDOMETER ASSY	1	MAX 130KM/H BLACK
3-2	34100-93J12	SPEEDOMETER ASSY	1	MAX 130KM/H WHITE
3-3	34100-93J21	SPEEDOMETER ASSY	1	MAX 80KM/H BLACK
3-4	34100-93J32	SPEEDOMETER ASSY	1	MAX 80KM/H WHITE
3-5	34100-93J41	SPEEDOMETER ASSY	1	MAX 45KNOTS BLACK
3-6	34100-93J52	SPEEDOMETER ASSY	1	MAX 45KNOTS WHITE
3-7	34100-93J61	SPEEDOMETER ASSY	1	MAX 65KNOTS WHITE
4	09471-12028	.BULB (12V,3.4W)	1	
5	34191-92E00	.TUBE	1	
6	09407-14407	.CLAMP (L:145)	2	
7	36615-96300	.TERMINAL, RESIN	2	
8-1	34600-93J01	METER ASSY, VOLTAGE	1	BLACK
8-2	34600-93J12	METER ASSY, VOLTAGE	1	WHITE
9	09471-12103	.BULB (12V,3W,T6.5)	1	
10-1	34300-93J01	GAUGE ASSY, FUEL	1	BLACK
10-2	34300-93J12	GAUGE ASSY, FUEL	1	WHITE
11	34310-92E00	.LEAD, FUEL GAUGE	1	
12	34360-92E00	.ADAPTER, FUEL GAUGE	1	
13	09471-12103	.BULB (12V,3W,T6.5)	1	
14-1	34500-93J01	METER ASSY, HOUR	1	BLACK
14-2	34500-93J12	METER ASSY, HOUR	1	WHITE
15	09471-12103	.BULB (12V,3W,T6.5)	1	
16-1	34650-93J21	GAUGE ASSY, WATER PRESSURE	1	15PSI BLACK
16-2	34650-93J32	GAUGE ASSY, WATER PRESSURE	1	15PSI WHITE
17	34191-92E00	.TUBE	1	
18	09407-14407	.CLAMP (L:145)	2	
19	09471-12103	.BULB (12V,3W,T6.5)	1	
20-1	34200-93J01	TACHOMETER ASSY, WITH MONITOR	1	BLACK
20-2	34200-93J13	TACHOMETER ASSY, WITH MONITOR	1	WHITE
21	09471-12077	.BULB (12V,1.7W)	1	

FIG.501C

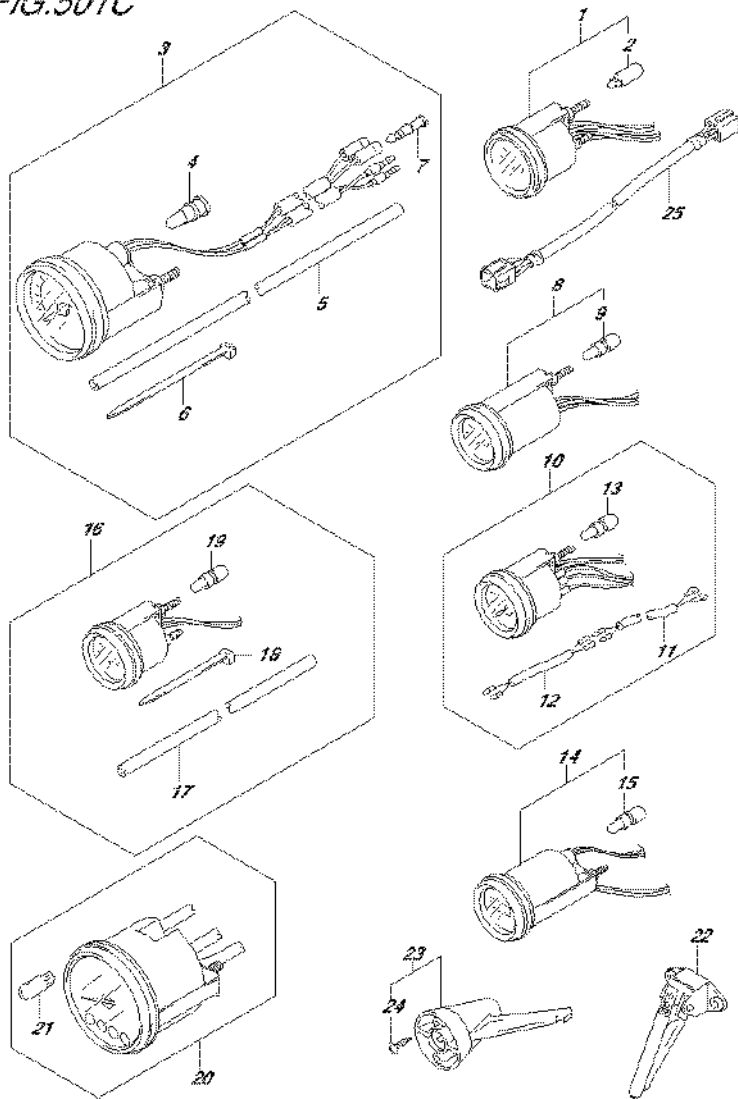


FIG.501C (4-F-5) OPT:METER (DF150Z E01)

REF NO.	PART NO.	DESCRIPTION	Q'TY	REMARKS
22	34190-87D00	SENDER ASSY, SPEEDOMETER	1	
23	34190-95500	SENDER ASSY, SPEEDOMETER	1	
24	03112-0630B	.SCREW	2	
25	36682-92E00	WIRE, TRIM METER EXT (L:6500)	1	

FIG.501D

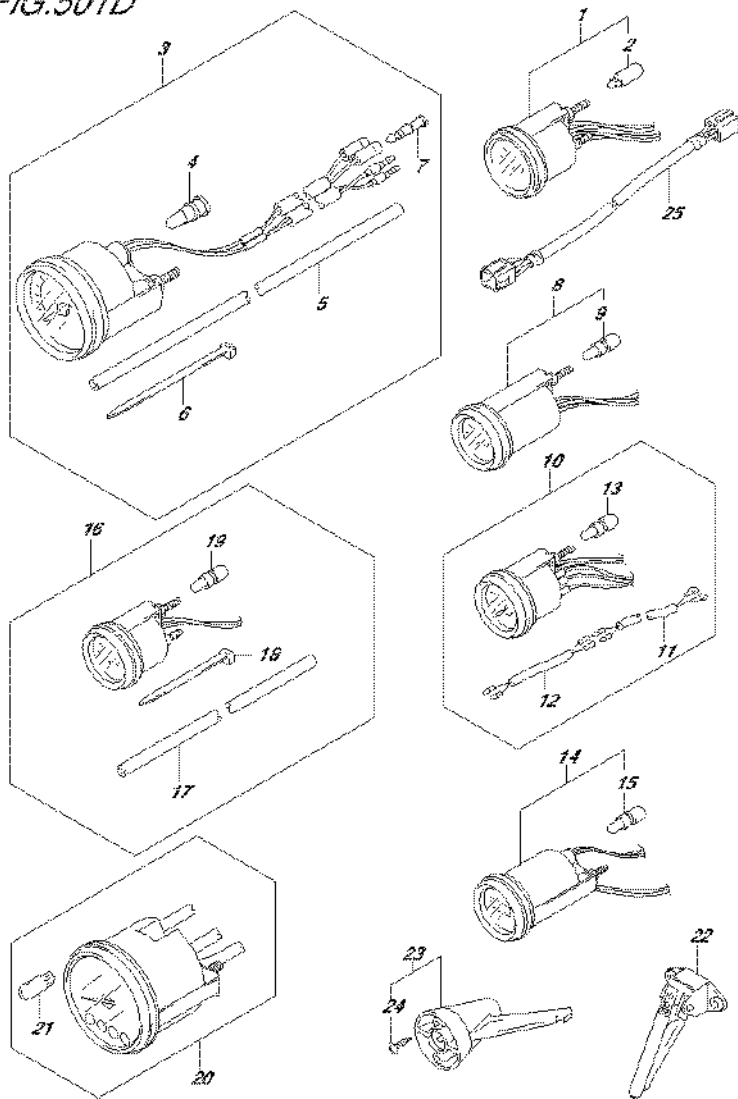


FIG.501D (4-F-6) OPT:METER (DF150Z E40)

REF NO.	PART NO.	DESCRIPTION	Q'TY	REMARKS
1-1	34800-93J01	METER ASSY, TRIM	1	BLACK
1-2	34800-93J12	METER ASSY, TRIM	1	WHITE
2	09471-12108	.BULB (12V1.7W,T6.5)	1	
3-1	34100-93J01	SPEEDOMETER ASSY	1	MAX 130KM/H BLACK
3-2	34100-93J12	SPEEDOMETER ASSY	1	MAX 130KM/H WHITE
3-3	34100-93J21	SPEEDOMETER ASSY	1	MAX 80KM/H BLACK
3-4	34100-93J32	SPEEDOMETER ASSY	1	MAX 80KM/H WHITE
3-5	34100-93J41	SPEEDOMETER ASSY	1	MAX 45KNOTS BLACK
3-6	34100-93J52	SPEEDOMETER ASSY	1	MAX 45KNOTS WHITE
3-7	34100-93J61	SPEEDOMETER ASSY	1	MAX 65KNOTS WHITE
4	09471-12028	.BULB (12V,3.4W)	1	
5	34191-92E00	.TUBE	1	
6	09407-14407	.CLAMP (L:145)	2	
7	36615-96300	.TERMINAL, RESIN	2	
8-1	34600-93J01	METER ASSY, VOLTAGE	1	BLACK
8-2	34600-93J12	METER ASSY, VOLTAGE	1	WHITE
9	09471-12103	.BULB (12V,3W,T6.5)	1	
10-1	34300-93J01	GAUGE ASSY, FUEL	1	BLACK
10-2	34300-93J12	GAUGE ASSY, FUEL	1	WHITE
11	34310-92E00	.LEAD, FUEL GAUGE	1	
12	34360-92E00	.ADAPTER, FUEL GAUGE	1	
13	09471-12103	.BULB (12V,3W,T6.5)	1	
14-1	34500-93J01	METER ASSY, HOUR	1	BLACK
14-2	34500-93J12	METER ASSY, HOUR	1	WHITE
15	09471-12103	.BULB (12V,3W,T6.5)	1	
16-1	34650-93J21	GAUGE ASSY, WATER PRESSURE	1	15PSI BLACK
16-2	34650-93J32	GAUGE ASSY, WATER PRESSURE	1	15PSI WHITE
17	34191-92E00	.TUBE	1	
18	09407-14407	.CLAMP (L:145)	2	
19	09471-12103	.BULB (12V,3W,T6.5)	1	
20-1	34200-93J01	TACHOMETER ASSY, WITH MONITOR	1	BLACK
20-2	34200-93J13	TACHOMETER ASSY, WITH MONITOR	1	WHITE
21	09471-12077	.BULB (12V,1.7W)	1	

FIG.501D

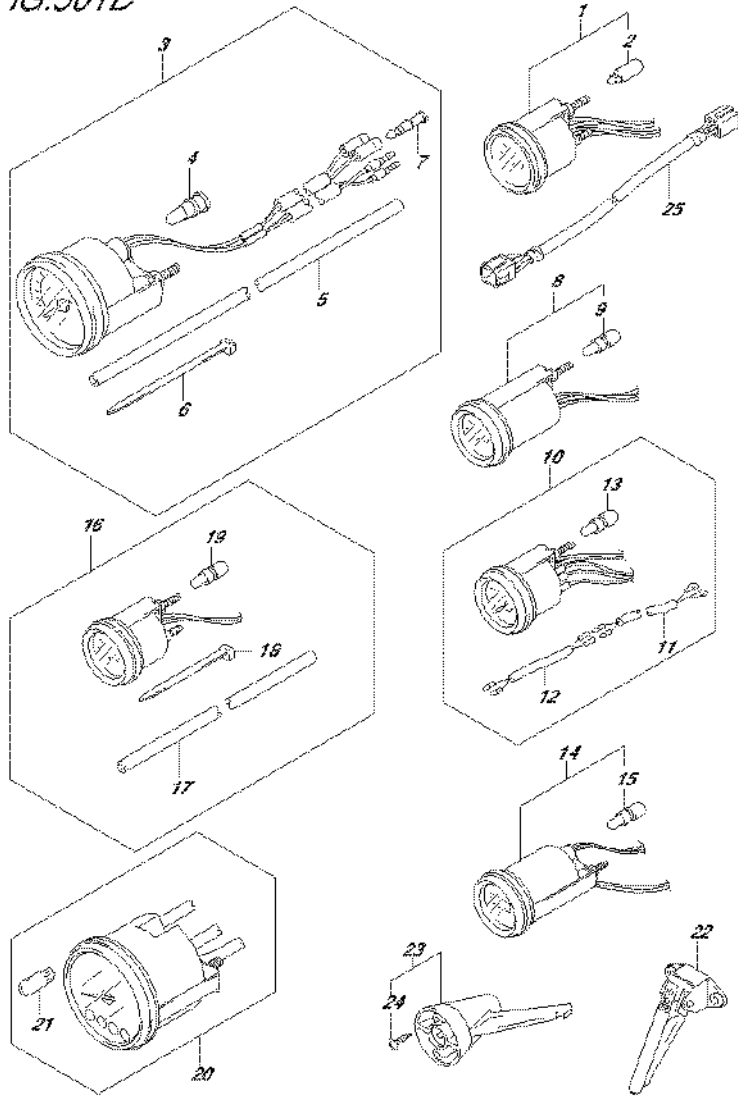


FIG.501D (4-F-7) OPT:METER (DF150Z E40)

REF NO.	PART NO.	DESCRIPTION	Q'TY	REMARKS
22	34190-87D00	SENDER ASSY, SPEEDOMETER	1	
23	34190-95500	SENDER ASSY, SPEEDOMETER	1	
24	03112-0630B	.SCREW	2	
25	36682-92E00	WIRE, TRIM METER EXT (L:6500)	1	

FIG.501E

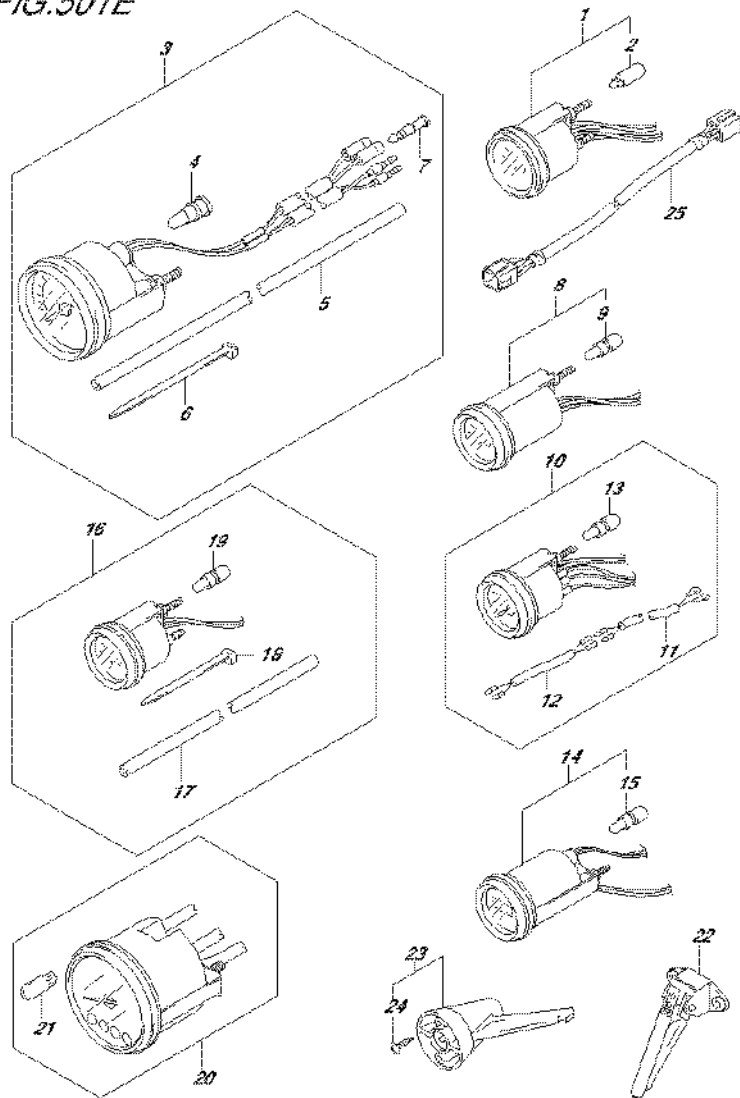


FIG.501E (4-F-8) OPT:METER (DF175T E01)

REF NO.	PART NO.	DESCRIPTION	Q'TY	REMARKS
1-1	34800-93J01	METER ASSY, TRIM	1	BLACK
1-2	34800-93J12	METER ASSY, TRIM	1	WHITE
2	09471-12108	.BULB (12V1.7W,T6.5)	1	
3-1	34100-93J01	SPEEDOMETER ASSY	1	MAX 130KM/H BLACK
3-2	34100-93J12	SPEEDOMETER ASSY	1	MAX 130KM/H WHITE
3-3	34100-93J21	SPEEDOMETER ASSY	1	MAX 80KM/H BLACK
3-4	34100-93J32	SPEEDOMETER ASSY	1	MAX 80KM/H WHITE
3-5	34100-93J41	SPEEDOMETER ASSY	1	MAX 45KNOTS BLACK
3-6	34100-93J52	SPEEDOMETER ASSY	1	MAX 45KNOTS WHITE
3-7	34100-93J61	SPEEDOMETER ASSY	1	MAX 65KNOTS WHITE
4	09471-12028	.BULB (12V,3.4W)	1	
5	34191-92E00	.TUBE	1	
6	09407-14407	.CLAMP (L:145)	2	
7	36615-96300	.TERMINAL, RESIN	2	
8-1	34600-93J01	METER ASSY, VOLTAGE	1	BLACK
8-2	34600-93J12	METER ASSY, VOLTAGE	1	WHITE
9	09471-12103	.BULB (12V,3W,T6.5)	1	
10-1	34300-93J01	GAUGE ASSY, FUEL	1	BLACK
10-2	34300-93J12	GAUGE ASSY, FUEL	1	WHITE
11	34310-92E00	.LEAD, FUEL GAUGE	1	
12	34360-92E00	.ADAPTER, FUEL GAUGE	1	
13	09471-12103	.BULB (12V,3W,T6.5)	1	
14-1	34500-93J01	METER ASSY, HOUR	1	BLACK
14-2	34500-93J12	METER ASSY, HOUR	1	WHITE
15	09471-12103	.BULB (12V,3W,T6.5)	1	
16-1	34650-93J21	GAUGE ASSY, WATER PRESSURE	1	15PSI BLACK
16-2	34650-93J32	GAUGE ASSY, WATER PRESSURE	1	15PSI WHITE
17	34191-92E00	.TUBE	1	
18	09407-14407	.CLAMP (L:145)	2	
19	09471-12103	.BULB (12V,3W,T6.5)	1	
20-1	34200-93J01	TACHOMETER ASSY, WITH MONITOR	1	BLACK
20-2	34200-93J13	TACHOMETER ASSY, WITH MONITOR	1	WHITE
21	09471-12077	.BULB (12V,1.7W)	1	

FIG.501E

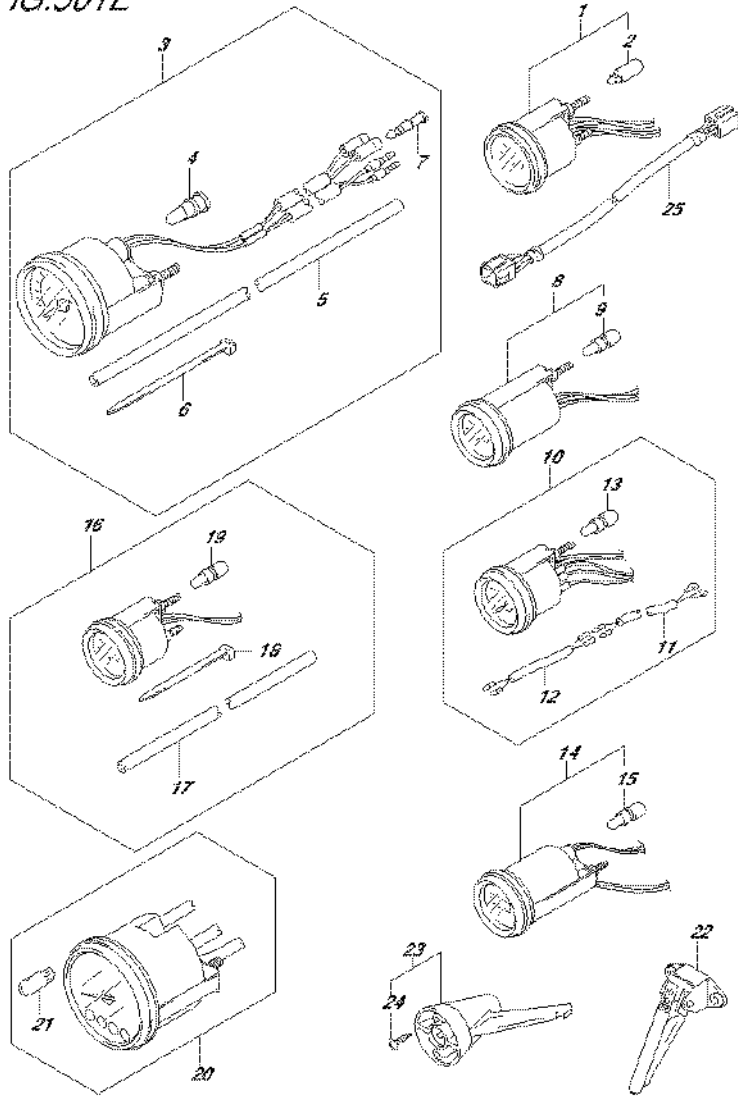


FIG.501E (4-F-9) OPT:METER (DF175T E01)

REF NO.	PART NO.	DESCRIPTION	Q'TY	REMARKS
22	34190-87D00	SENDER ASSY, SPEEDOMETER	1	
23	34190-95500	SENDER ASSY, SPEEDOMETER	1	
24	03112-0630B	.SCREW	2	
25	36682-92E00	WIRE, TRIM METER EXT (L.6500)	1	

FIG.501F

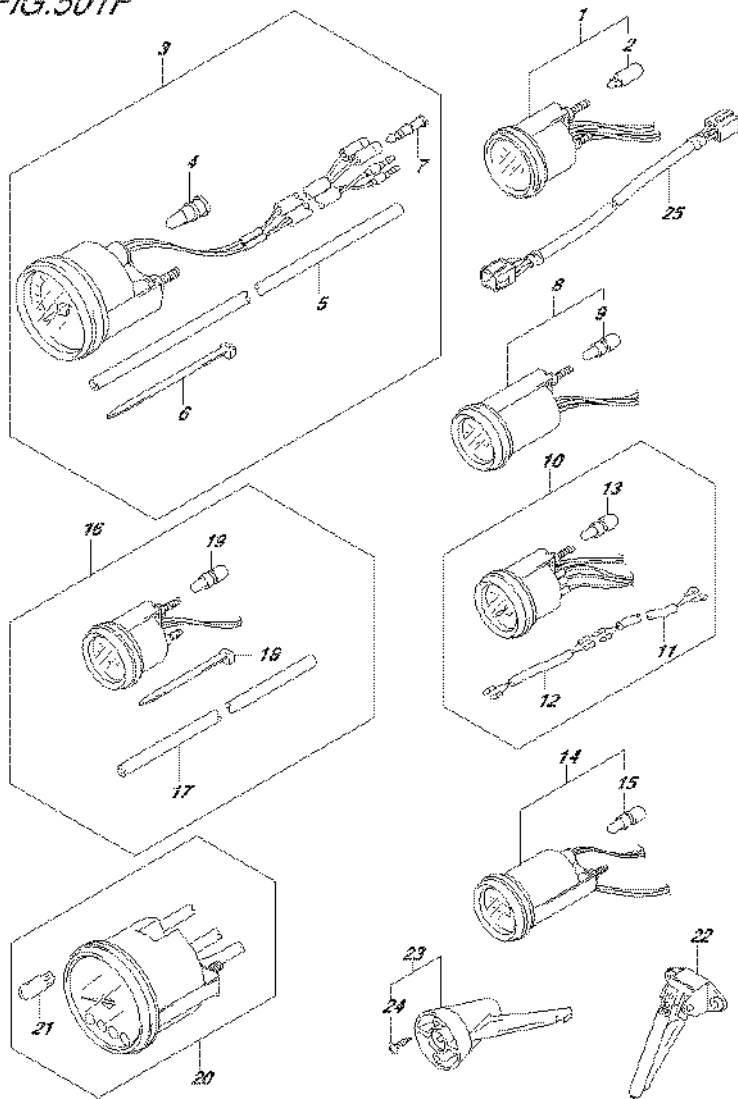


FIG.501F (4-F-10) OPT:METER (DF175T E40)

REF NO.	PART NO.	DESCRIPTION	Q'TY	REMARKS
1-1	34800-93J01	METER ASSY, TRIM	1	BLACK
1-2	34800-93J12	METER ASSY, TRIM	1	WHITE
2	09471-12108	.BULB (12V1.7W,T6.5)	1	
3-1	34100-93J01	SPEEDOMETER ASSY	1	MAX 130KM/H BLACK
3-2	34100-93J12	SPEEDOMETER ASSY	1	MAX 130KM/H WHITE
3-3	34100-93J21	SPEEDOMETER ASSY	1	MAX 80KM/H BLACK
3-4	34100-93J32	SPEEDOMETER ASSY	1	MAX 80KM/H WHITE
3-5	34100-93J41	SPEEDOMETER ASSY	1	MAX 45KNOTS BLACK
3-6	34100-93J52	SPEEDOMETER ASSY	1	MAX 45KNOTS WHITE
3-7	34100-93J61	SPEEDOMETER ASSY	1	MAX 65KNOTS WHITE
4	09471-12028	.BULB (12V,3.4W)	1	
5	34191-92E00	.TUBE	1	
6	09407-14407	.CLAMP (L:145)	2	
7	36615-96300	.TERMINAL, RESIN	2	
8-1	34600-93J01	METER ASSY, VOLTAGE	1	BLACK
8-2	34600-93J12	METER ASSY, VOLTAGE	1	WHITE
9	09471-12103	.BULB (12V,3W,T6.5)	1	
10-1	34300-93J01	GAUGE ASSY, FUEL	1	BLACK
10-2	34300-93J12	GAUGE ASSY, FUEL	1	WHITE
11	34310-92E00	.LEAD, FUEL GAUGE	1	
12	34360-92E00	.ADAPTER, FUEL GAUGE	1	
13	09471-12103	.BULB (12V,3W,T6.5)	1	
14-1	34500-93J01	METER ASSY, HOUR	1	BLACK
14-2	34500-93J12	METER ASSY, HOUR	1	WHITE
15	09471-12103	.BULB (12V,3W,T6.5)	1	
16-1	34650-93J21	GAUGE ASSY, WATER PRESSURE	1	15PSI BLACK
16-2	34650-93J32	GAUGE ASSY, WATER PRESSURE	1	15PSI WHITE
17	34191-92E00	.TUBE	1	
18	09407-14407	.CLAMP (L:145)	2	
19	09471-12103	.BULB (12V,3W,T6.5)	1	
20-1	34200-93J01	TACHOMETER ASSY, WITH MONITOR	1	BLACK
20-2	34200-93J13	TACHOMETER ASSY, WITH MONITOR	1	WHITE
21	09471-12077	.BULB (12V,1.7W)	1	

FIG.501F

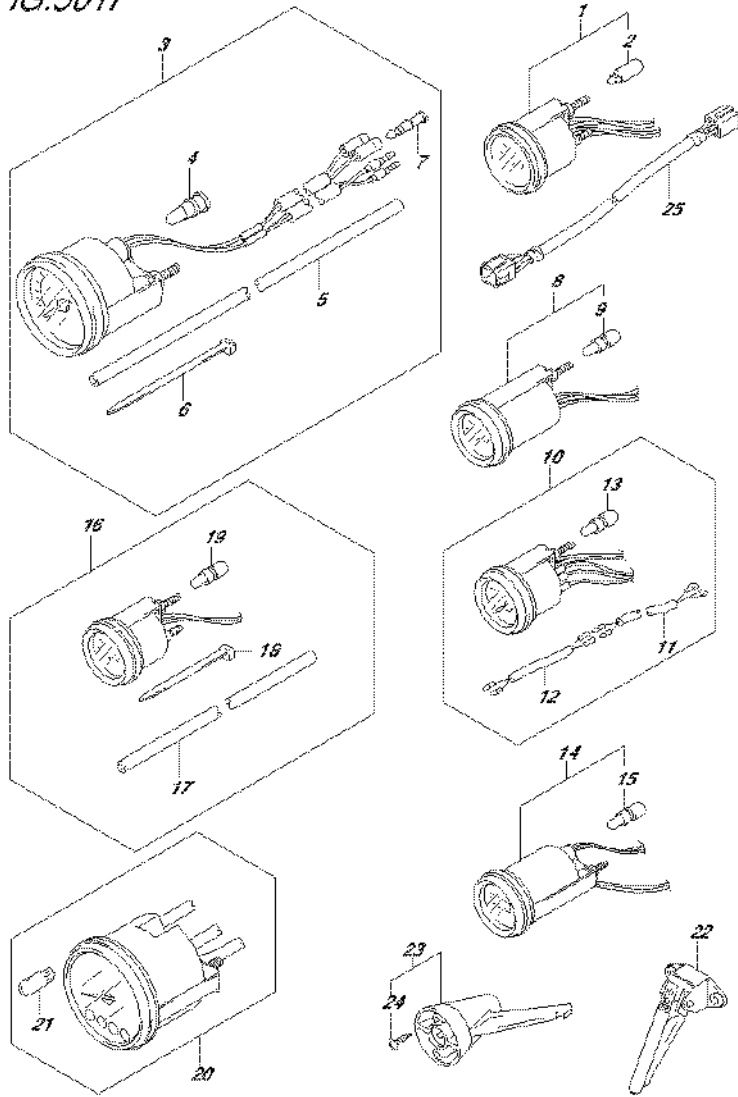


FIG.501F (4-F-11) OPT:METER (DF175T E40)

REF NO.	PART NO.	DESCRIPTION	Q'TY	REMARKS
22	34190-87D00	SENDER ASSY, SPEEDOMETER	1	
23	34190-95500	SENDER ASSY, SPEEDOMETER	1	
24	03112-0630B	.SCREW	2	
25	36682-92E00	WIRE, TRIM METER EXT (L.6500)	1	

FIG.501G

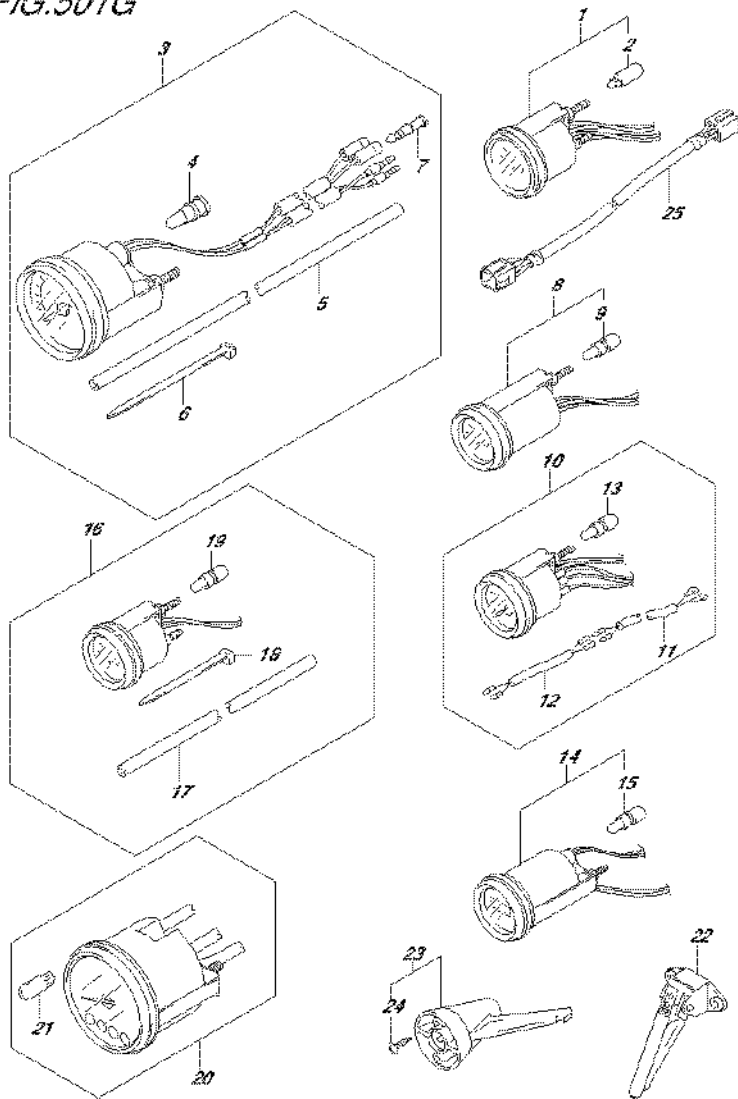


FIG.501G (4-F-12) OPT:METER (DF175Z E01)

REF NO.	PART NO.	DESCRIPTION	Q'TY	REMARKS
1-1	34800-93J01	METER ASSY, TRIM	1	BLACK
1-2	34800-93J12	METER ASSY, TRIM	1	WHITE
2	09471-12108	.BULB (12V1.7W,T6.5)	1	
3-1	34100-93J01	SPEEDOMETER ASSY	1	MAX 130KM/H BLACK
3-2	34100-93J12	SPEEDOMETER ASSY	1	MAX 130KM/H WHITE
3-3	34100-93J21	SPEEDOMETER ASSY	1	MAX 80KM/H BLACK
3-4	34100-93J32	SPEEDOMETER ASSY	1	MAX 80KM/H WHITE
3-5	34100-93J41	SPEEDOMETER ASSY	1	MAX 45KNOTS BLACK
3-6	34100-93J52	SPEEDOMETER ASSY	1	MAX 45KNOTS WHITE
3-7	34100-93J61	SPEEDOMETER ASSY	1	MAX 65KNOTS WHITE
4	09471-12028	.BULB (12V,3.4W)	1	
5	34191-92E00	.TUBE	1	
6	09407-14407	.CLAMP (L:145)	2	
7	36615-96300	.TERMINAL, RESIN	2	
8-1	34600-93J01	METER ASSY, VOLTAGE	1	BLACK
8-2	34600-93J12	METER ASSY, VOLTAGE	1	WHITE
9	09471-12103	.BULB (12V,3W,T6.5)	1	
10-1	34300-93J01	GAUGE ASSY, FUEL	1	BLACK
10-2	34300-93J12	GAUGE ASSY, FUEL	1	WHITE
11	34310-92E00	.LEAD, FUEL GAUGE	1	
12	34360-92E00	.ADAPTER, FUEL GAUGE	1	
13	09471-12103	.BULB (12V,3W,T6.5)	1	
14-1	34500-93J01	METER ASSY, HOUR	1	BLACK
14-2	34500-93J12	METER ASSY, HOUR	1	WHITE
15	09471-12103	.BULB (12V,3W,T6.5)	1	
16-1	34650-93J21	GAUGE ASSY, WATER PRESSURE	1	15PSI BLACK
16-2	34650-93J32	GAUGE ASSY, WATER PRESSURE	1	15PSI WHITE
17	34191-92E00	.TUBE	1	
18	09407-14407	.CLAMP (L:145)	2	
19	09471-12103	.BULB (12V,3W,T6.5)	1	
20-1	34200-93J01	TACHOMETER ASSY, WITH MONITOR	1	BLACK
20-2	34200-93J13	TACHOMETER ASSY, WITH MONITOR	1	WHITE
21	09471-12077	.BULB (12V,1.7W)	1	

FIG.501G

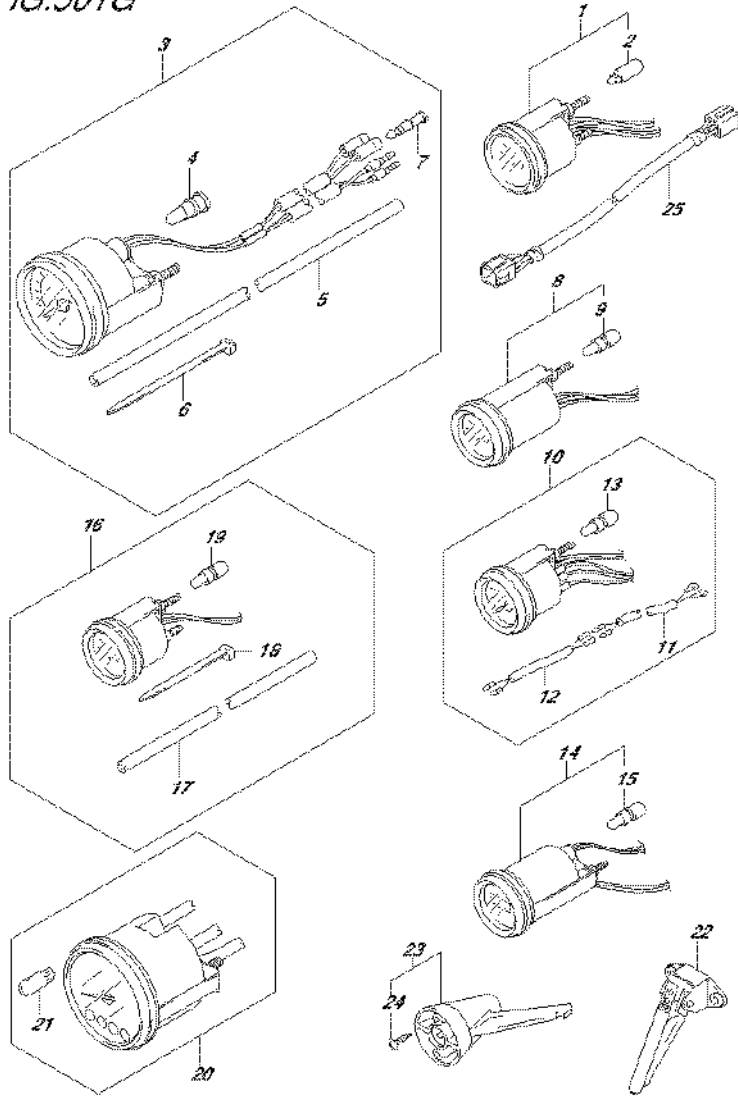


FIG.501G (4-F-13) OPT:METER (DF175Z E01)

REF NO.	PART NO.	DESCRIPTION	Q'TY	REMARKS
22	34190-87D00	SENDER ASSY, SPEEDOMETER	1	
23	34190-95500	SENDER ASSY, SPEEDOMETER	1	
24	03112-0630B	.SCREW	2	
25	36682-92E00	WIRE, TRIM METER EXT (L:6500)	1	

FIG.501H

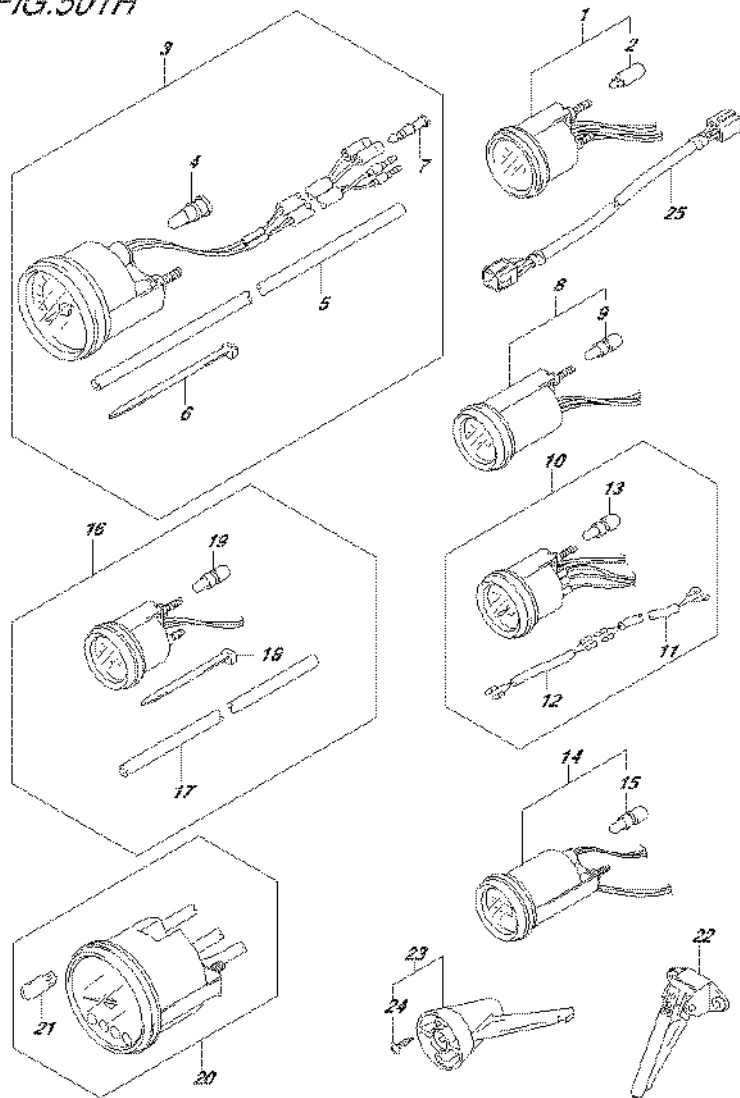


FIG.501H (4-F-14) OPT:METER (DF175Z E40)

REF NO.	PART NO.	DESCRIPTION	Q'TY	REMARKS
1-1	34800-93J01	METER ASSY, TRIM	1	BLACK
1-2	34800-93J12	METER ASSY, TRIM	1	WHITE
2	09471-12108	.BULB (12V1.7W,T6.5)	1	
3-1	34100-93J01	SPEEDOMETER ASSY	1	MAX 130KM/H BLACK
3-2	34100-93J12	SPEEDOMETER ASSY	1	MAX 130KM/H WHITE
3-3	34100-93J21	SPEEDOMETER ASSY	1	MAX 80KM/H BLACK
3-4	34100-93J32	SPEEDOMETER ASSY	1	MAX 80KM/H WHITE
3-5	34100-93J41	SPEEDOMETER ASSY	1	MAX 45KNOTS BLACK
3-6	34100-93J52	SPEEDOMETER ASSY	1	MAX 45KNOTS WHITE
3-7	34100-93J61	SPEEDOMETER ASSY	1	MAX 65KNOTS WHITE
4	09471-12028	.BULB (12V,3.4W)	1	
5	34191-92E00	.TUBE	1	
6	09407-14407	.CLAMP (L:145)	2	
7	36615-96300	.TERMINAL, RESIN	2	
8-1	34600-93J01	METER ASSY, VOLTAGE	1	BLACK
8-2	34600-93J12	METER ASSY, VOLTAGE	1	WHITE
9	09471-12103	.BULB (12V,3W,T6.5)	1	
10-1	34300-93J01	GAUGE ASSY, FUEL	1	BLACK
10-2	34300-93J12	GAUGE ASSY, FUEL	1	WHITE
11	34310-92E00	.LEAD, FUEL GAUGE	1	
12	34360-92E00	.ADAPTER, FUEL GAUGE	1	
13	09471-12103	.BULB (12V,3W,T6.5)	1	
14-1	34500-93J01	METER ASSY, HOUR	1	BLACK
14-2	34500-93J12	METER ASSY, HOUR	1	WHITE
15	09471-12103	.BULB (12V,3W,T6.5)	1	
16-1	34650-93J21	GAUGE ASSY, WATER PRESSURE	1	15PSI BLACK
16-2	34650-93J32	GAUGE ASSY, WATER PRESSURE	1	15PSI WHITE
17	34191-92E00	.TUBE	1	
18	09407-14407	.CLAMP (L:145)	2	
19	09471-12103	.BULB (12V,3W,T6.5)	1	
20-1	34200-93J01	TACHOMETER ASSY, WITH MONITOR	1	BLACK
20-2	34200-93J13	TACHOMETER ASSY, WITH MONITOR	1	WHITE
21	09471-12077	.BULB (12V,1.7W)	1	

FIG.501H

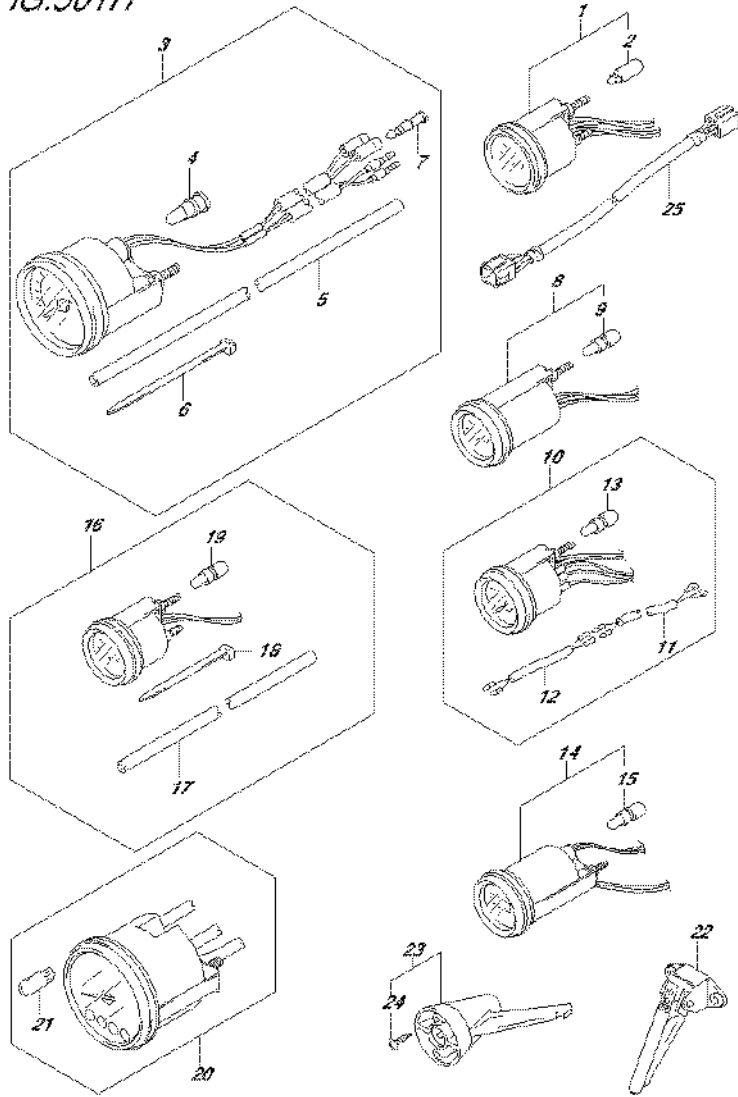


FIG.501H (4-F-15) OPT:METER (DF175Z E40)

REF NO.	PART NO.	DESCRIPTION	Q'TY	REMARKS
22	34190-87D00	SENDER ASSY, SPEEDOMETER	1	
23	34190-95500	SENDER ASSY, SPEEDOMETER	1	
24	03112-0630B	.SCREW	2	
25	36682-92E00	WIRE, TRIM METER EXT (L.6500)	1	

FIG.508A

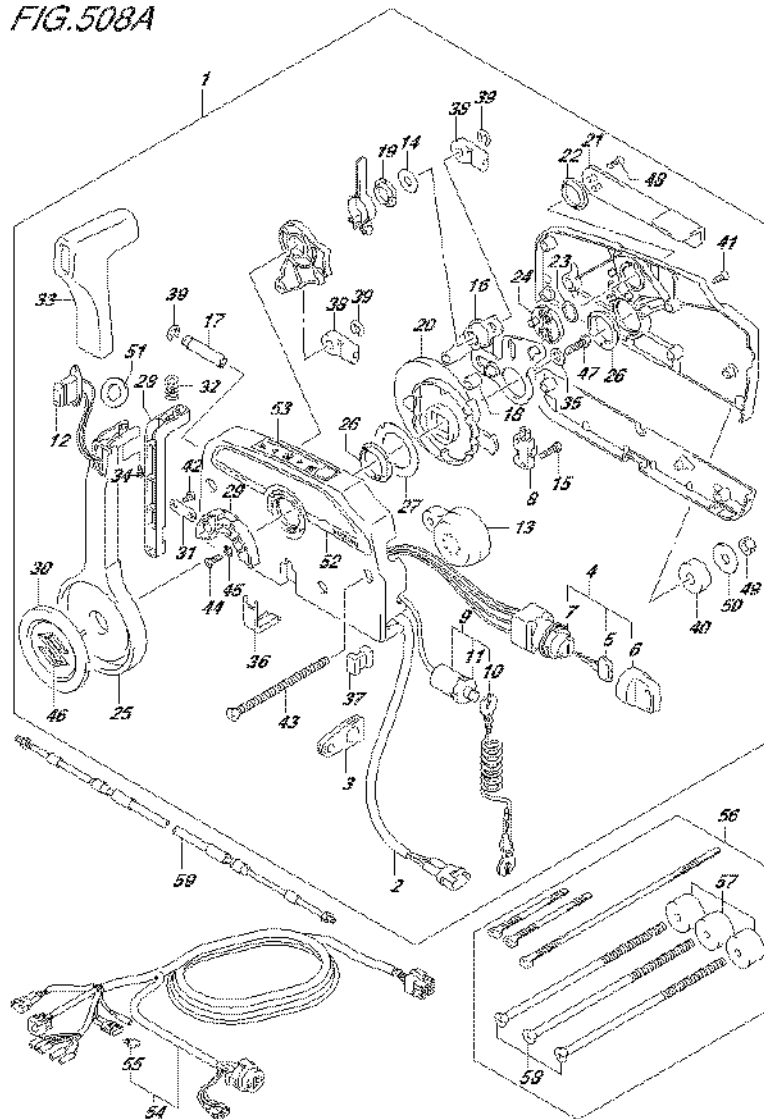


FIG.508A (4-G-3) OPT:REMOTE CONTROL (DF150T E01)

REF NO.	PART NO.	DESCRIPTION	Q'TY	REMARKS
24	67245-95600	.DRUM, FREE THROTTLE	1	
25	67251-99E20	.LEVER, HANDLE	1	
26	67252-95600	.BUSH	2	
27	67253-95600	.WASHER	1	
28	67255-99E10	.ARM, LOCK	1	
29	67256-95600	.HOLDER, NEUT LOCK	1	
30	67257-99E10	.CAP, LEVER	1	
31	67258-99E00	.BRACKET, LOCK ARM	1	
32	67259-87D00	.SPRING, NEUTRAL ARM	1	
33	67261-99E10	.GRIP	1	
34	67296-94310	.SCREW	1	
35	67264-95600	.WASHER	1	
36	67267-93J00	.COVER, WIRE	1	
37	67273-95600	.SPACER	1	
38	67275-95600	.END, CABLE	2	
39	67292-94300	.E RING	3	
40	67294-95600	.SPACER	3	
41	67296-90J00	.SCREW	5	
42	67296-94300	.SCREW	2	
43	67296-95600	.SCREW	3	
44	67296-95610	.SCREW	2	
45	67297-95600	.WASHER	2	
46	77811-54GB0-0PG	.EMBLEM, REAR MARK S (CHROME)	1	
47	09100-08232	.BOLT (8X30)	1	
48	09126-05003	.SCREW (5X12)	2	
49	09140-06020	.NUT	3	
50	09160-06104	.WASHER (6.5X24X2)	3	
51	37859-90J00	.SPACER	1	
52	67282-94L00	.DECAL, REMOCON SIDE	1	
53	67284-94L00	.MARK, HANDLE LEVER	1	
54-1	36620-93J02	WIRE ASSY, REMOTE CONTROL	1	L:5000
54-2	36620-93J52	WIRE ASSY, REMOTE CONTROL	1	L:3500
54-3	36620-93J62	WIRE ASSY, REMOTE CONTROL	1	L:6500
55	09481-10501	.FUSE (10A)	1	

FIG.508A

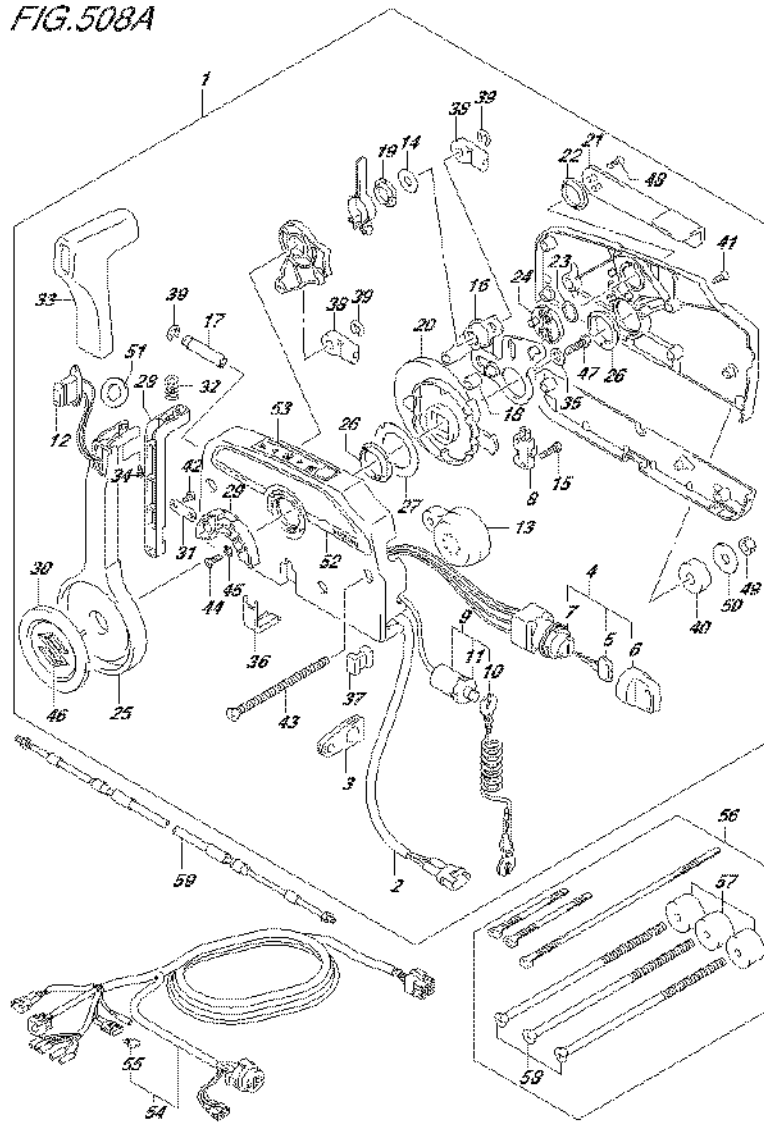


FIG.508A (4-G-4) OPT:REMOTE CONTROL (DF150T E01)

REF NO.	PART NO.	DESCRIPTION	Q'TY	REMARKS
56	67140-95600	ATTACHMENT, TWIN REMOCON KIT	1	
57	67294-95600	.SPACER	3	
58	67296-95621	.SCREW (L:165)	3	
59-1	67320-93J00	CABLE, REMOCON 8F (2.4M)	1	
59-2	67320-93J10	CABLE, REMOCON 10F (3.1M)	1	
59-3	67320-93J20	CABLE, REMOCON 12F (3.7M)	1	
59-4	67320-93J30	CABLE, REMOCON 14F (4.2M)	1	
59-5	67320-93J40	CABLE, REMOCON 16F (4.8M)	1	
59-6	67320-93J50	CABLE, REMOCON 18F (5.4M)	1	
59-7	67320-93J60	CABLE, REMOCON 20F (6.1M)	1	
59-8	67320-93J70	CABLE, REMOCON 22F (6.7M)	1	
59-9	67320-93J80	CABLE, REMOCON 24F (7.3M)	1	

FIG.508B

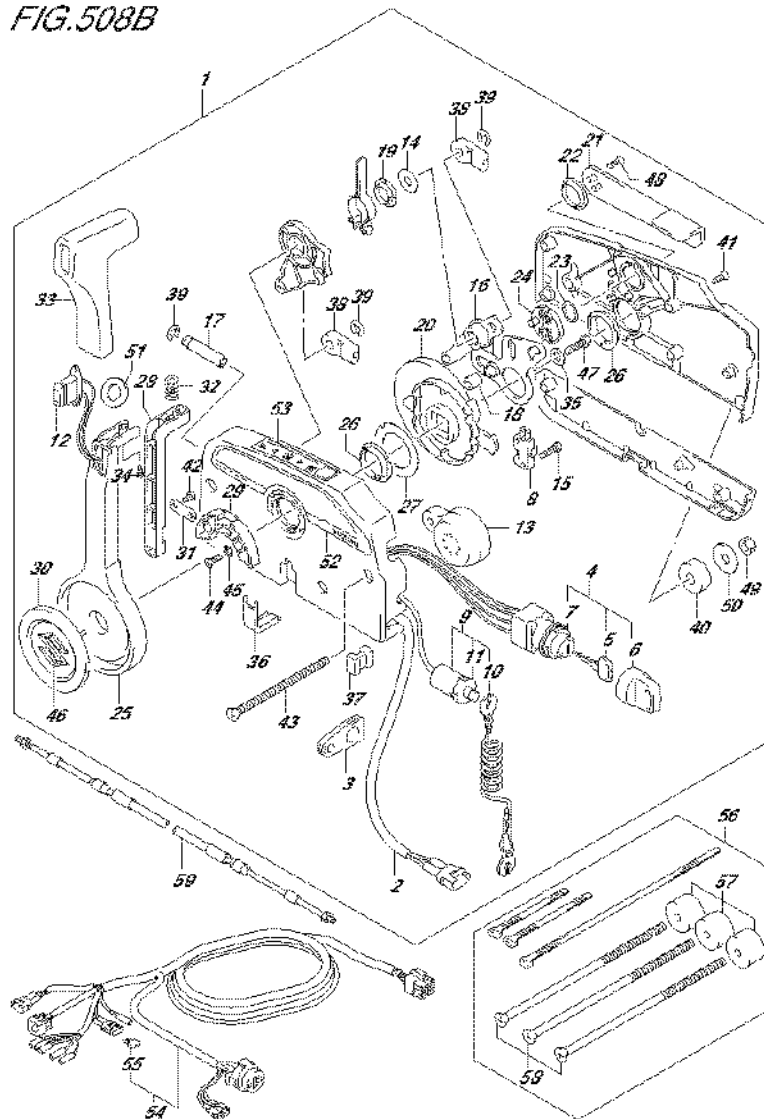


FIG.508B (4-G-5) OPT:REMOTE CONTROL (DF150T E40)

REF NO.	PART NO.	DESCRIPTION	Q'TY	REMARKS
1	67200-93J50	REMOTE CONTROL ASSY	1	
2	36646-93J01	.WIRE ASSY, PTT SW ADAPTER	1	
3	36628-92E00	.GROMMET, WIRE HARNESS	1	
4	37110-93J11	.SWITCH ASSY, IGNITION	1	
5-1	37141-99E00	..KEY (931)	2	
5-2	37141-99E10	..KEY (932)	2	
5-3	37141-99E20	..KEY (933)	2	
5-4	37141-99E30	..KEY (934)	2	
5-5	37141-99E40	..KEY (935)	2	
5-6	37141-99E50	..KEY (936)	2	
5-7	37141-99E60	..KEY (937)	2	
5-8	37141-99E70	..KEY (938)	2	
5-9	37141-99E80	..KEY (939)	2	
5-10	37141-99E90	..KEY (940)	2	
5-11	37141-99EA0	..KEY (941)	2	
5-12	37141-99EB0	..KEY (942)	2	
6	37143-99E00	..CAP, KEY	2	
7	37149-93J00	..CAP CYLINDER BODY	1	
8	37721-93J91	.SWITCH, NEUTRAL	1	
9	37820-93J04	.SWITCH ASSY, EMERGENCY	1	
10	37823-92E01	..PLATE	1	
11	37826-92J00	..NUT	1	
12	37850-90J05	.SWITCH ASSY, PTT	1	
13	38500-93J90	.BUZZER	1	
14	67212-95600	.WASHER	1	
15	67296-92E11	.SCREW, NEUTRAL SW	2	
16	67220-95630	.PLATE ASSY	1	
17	67223-99E10	.KNOB, BRAKE ADJ	1	
18	67229-95600	.ROLLER	1	
19	67232-95600	.BUSH	1	
20	67238-87D00	.GEAR, DRIVE	1	
21	67241-99E10	.LEVER, FREE THROTTLE	1	
22	67243-95600	.BUSH	1	
23	67244-95600	.WASHER, WAVE	1	

FIG.508B

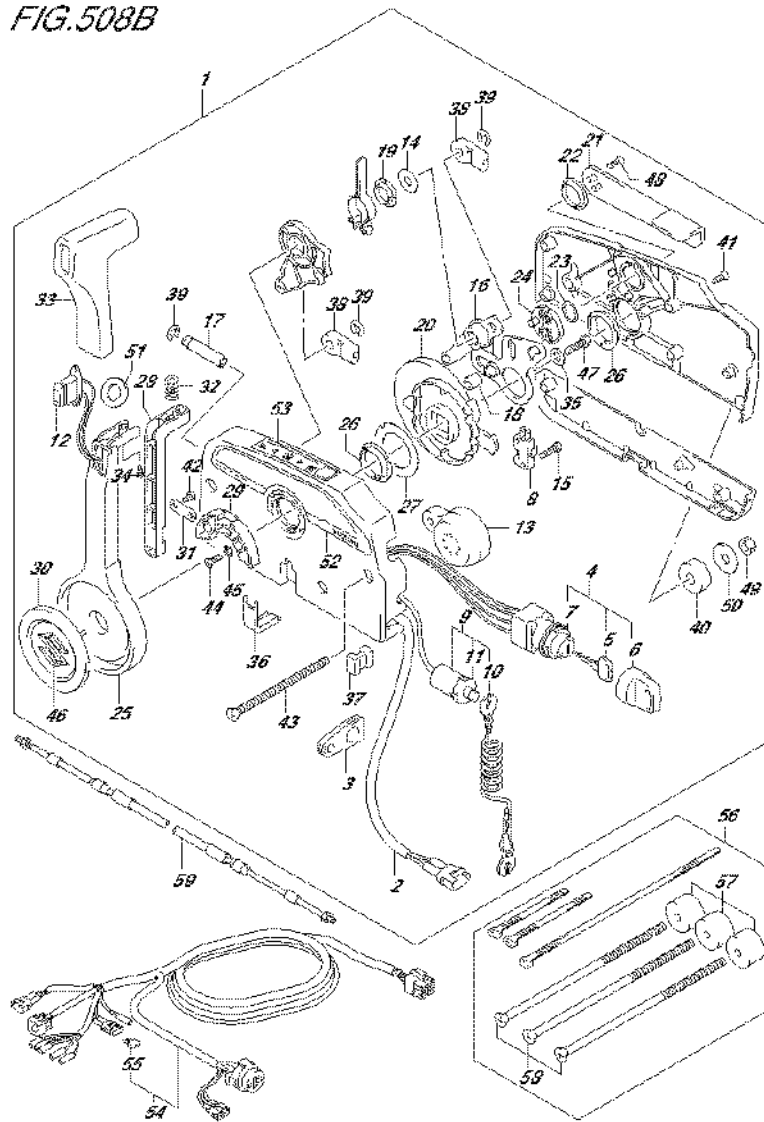


FIG.508B (4-G-6) OPT:REMOTE CONTROL (DF150T E40)

REF NO.	PART NO.	DESCRIPTION	Q'TY	REMARKS
24	67245-95600	.DRUM, FREE THROTTLE	1	
25	67251-99E20	.LEVER, HANDLE	1	
26	67252-95600	.BUSH	2	
27	67253-95600	.WASHER	1	
28	67255-99E10	.ARM, LOCK	1	
29	67256-95600	.HOLDER, NEUT LOCK	1	
30	67257-99E10	.CAP, LEVER	1	
31	67258-99E00	.BRACKET, LOCK ARM	1	
32	67259-87D00	.SPRING, NEUTRAL ARM	1	
33	67261-99E10	.GRIP	1	
34	67296-94310	.SCREW	1	
35	67264-95600	.WASHER	1	
36	67267-93J00	.COVER, WIRE	1	
37	67273-95600	.SPACER	1	
38	67275-95600	.END, CABLE	2	
39	67292-94300	.E RING	3	
40	67294-95600	.SPACER	3	
41	67296-90J00	.SCREW	5	
42	67296-94300	.SCREW	2	
43	67296-95600	.SCREW	3	
44	67296-95610	.SCREW	2	
45	67297-95600	.WASHER	2	
46	77811-54GB0-0PG	.EMBLEM, REAR MARK S (CHROME)	1	
47	09100-08232	.BOLT (8X30)	1	
48	09126-05003	.SCREW (5X12)	2	
49	09140-06020	.NUT	3	
50	09160-06104	.WASHER (6.5X24X2)	3	
51	37859-90J00	.SPACER	1	
52	67282-94L00	.DECAL, REMOCON SIDE	1	
53	67284-94L00	.MARK, HANDLE LEVER	1	
54-1	36620-93J02	WIRE ASSY, REMOTE CONTROL	1	L:5000
54-2	36620-93J52	WIRE ASSY, REMOTE CONTROL	1	L:3500
54-3	36620-93J62	WIRE ASSY, REMOTE CONTROL	1	L:6500
55	09481-10501	.FUSE (10A)	1	

FIG.508B

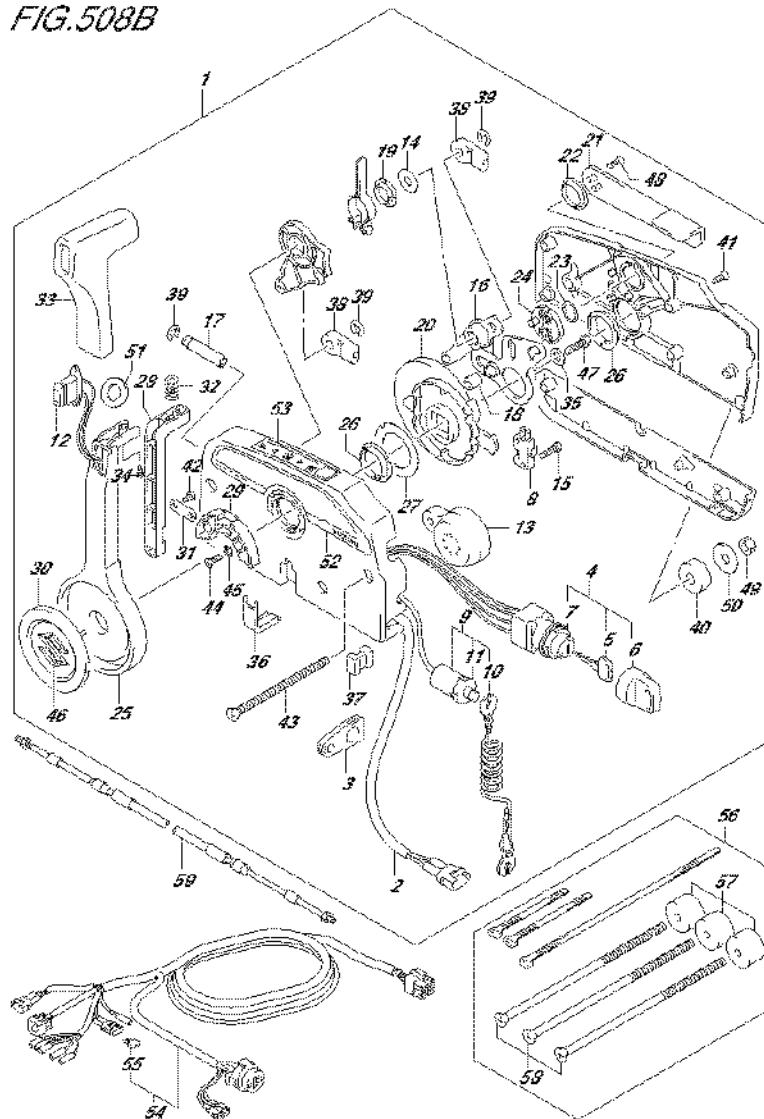


FIG.508B (4-G-7) OPT:REMOTE CONTROL (DF150T E40)

REF NO.	PART NO.	DESCRIPTION	Q'TY	REMARKS
56	67140-95600	ATTACHMENT, TWIN REMOCON KIT	1	
57	67294-95600	.SPACER	3	
58	67296-95621	.SCREW (L:165)	3	
59-1	67320-93J00	CABLE, REMOCON 8F (2.4M)	1	
59-2	67320-93J10	CABLE, REMOCON 10F (3.1M)	1	
59-3	67320-93J20	CABLE, REMOCON 12F (3.7M)	1	
59-4	67320-93J30	CABLE, REMOCON 14F (4.2M)	1	
59-5	67320-93J40	CABLE, REMOCON 16F (4.8M)	1	
59-6	67320-93J50	CABLE, REMOCON 18F (5.4M)	1	
59-7	67320-93J60	CABLE, REMOCON 20F (6.1M)	1	
59-8	67320-93J70	CABLE, REMOCON 22F (6.7M)	1	
59-9	67320-93J80	CABLE, REMOCON 24F (7.3M)	1	

FIG.508C

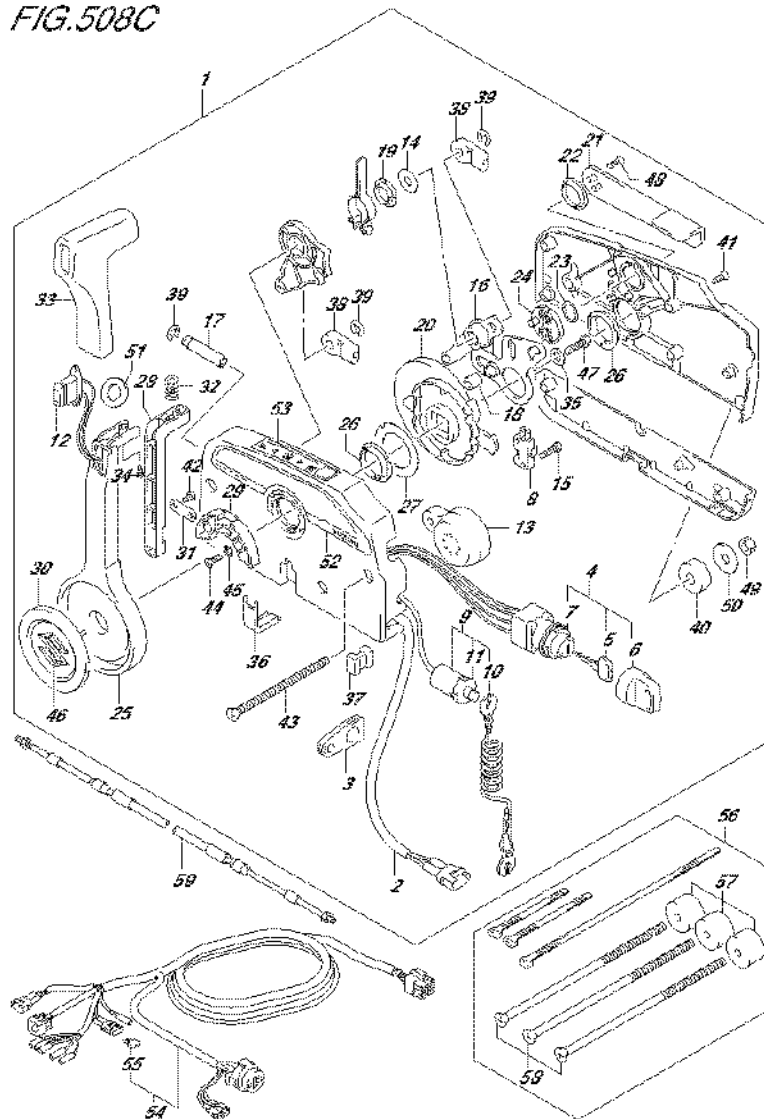


FIG.508C (4-G-8) OPT:REMOTE CONTROL (DF150Z E01)

REF NO.	PART NO.	DESCRIPTION	Q'TY	REMARKS
1	67200-93J50	REMOTE CONTROL ASSY	1	
2	36646-93J01	.WIRE ASSY, PTT SW ADAPTER	1	
3	36628-92E00	.GROMMET, WIRE HARNESS	1	
4	37110-93J11	.SWITCH ASSY, IGNITION	1	
5-1	37141-99E00	..KEY (931)	2	
5-2	37141-99E10	..KEY (932)	2	
5-3	37141-99E20	..KEY (933)	2	
5-4	37141-99E30	..KEY (934)	2	
5-5	37141-99E40	..KEY (935)	2	
5-6	37141-99E50	..KEY (936)	2	
5-7	37141-99E60	..KEY (937)	2	
5-8	37141-99E70	..KEY (938)	2	
5-9	37141-99E80	..KEY (939)	2	
5-10	37141-99E90	..KEY (940)	2	
5-11	37141-99EA0	..KEY (941)	2	
5-12	37141-99EB0	..KEY (942)	2	
6	37143-99E00	..CAP, KEY	2	
7	37149-93J00	..CAP CYLINDER BODY	1	
8	37721-93J91	.SWITCH, NEUTRAL	1	
9	37820-93J04	.SWITCH ASSY, EMERGENCY	1	
10	37823-92E01	..PLATE	1	
11	37826-92J00	..NUT	1	
12	37850-90J05	.SWITCH ASSY, PTT	1	
13	38500-93J90	.BUZZER	1	
14	67212-95600	.WASHER	1	
15	67296-92E11	.SCREW, NEUTRAL SW	2	
16	67220-95630	.PLATE ASSY	1	
17	67223-99E10	.KNOB, BRAKE ADJ	1	
18	67229-95600	.ROLLER	1	
19	67232-95600	.BUSH	1	
20	67238-87D00	.GEAR, DRIVE	1	
21	67241-99E10	.LEVER, FREE THROTTLE	1	
22	67243-95600	.BUSH	1	
23	67244-95600	.WASHER, WAVE	1	

FIG.508C

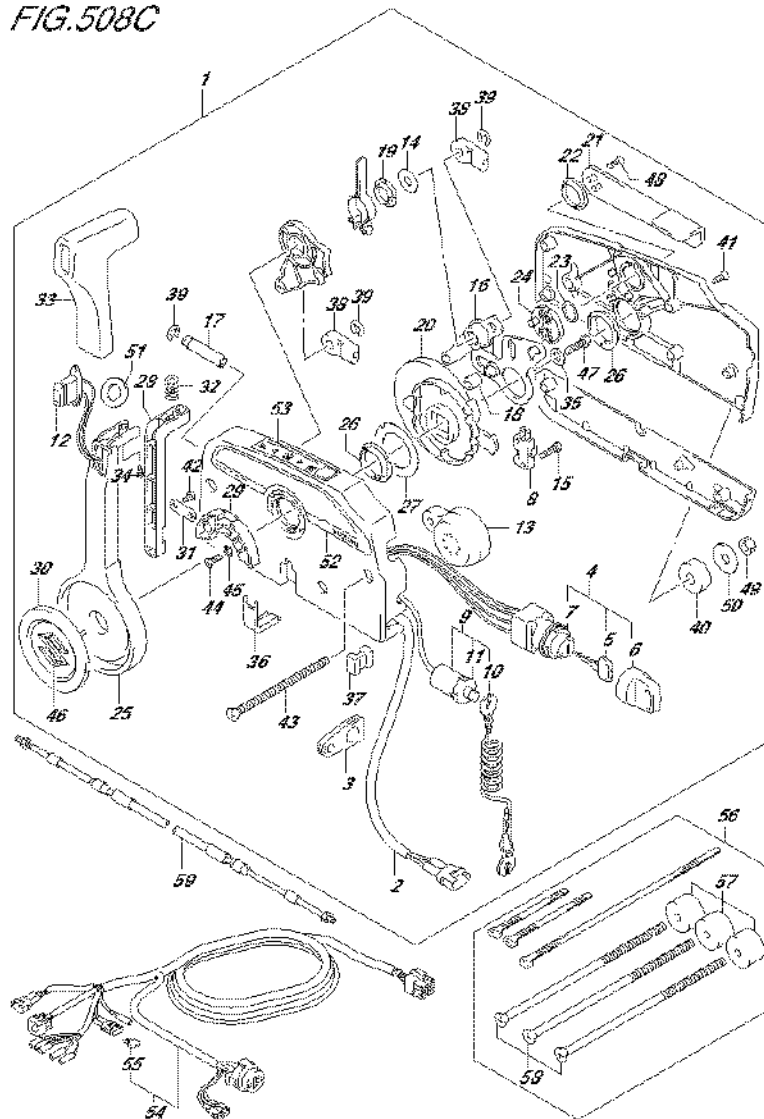


FIG.508C (4-G-9) OPT:REMOTE CONTROL (DF150Z E01)

REF NO.	PART NO.	DESCRIPTION	Q'TY	REMARKS
24	67245-95600	.DRUM, FREE THROTTLE	1	
25	67251-99E20	.LEVER, HANDLE	1	
26	67252-95600	.BUSH	2	
27	67253-95600	.WASHER	1	
28	67255-99E10	.ARM, LOCK	1	
29	67256-95600	.HOLDER, NEUT LOCK	1	
30	67257-99E10	.CAP, LEVER	1	
31	67258-99E00	.BRACKET, LOCK ARM	1	
32	67259-87D00	.SPRING, NEUTRAL ARM	1	
33	67261-99E10	.GRIP	1	
34	67296-94310	.SCREW	1	
35	67264-95600	.WASHER	1	
36	67267-93J00	.COVER, WIRE	1	
37	67273-95600	.SPACER	1	
38	67275-95600	.END, CABLE	2	
39	67292-94300	.E RING	3	
40	67294-95600	.SPACER	3	
41	67296-90J00	.SCREW	5	
42	67296-94300	.SCREW	2	
43	67296-95600	.SCREW	3	
44	67296-95610	.SCREW	2	
45	67297-95600	.WASHER	2	
46	77811-54GB0-0PG	.EMBLEM, REAR MARK S (CHROME)	1	
47	09100-08232	.BOLT (8X30)	1	
48	09126-05003	.SCREW (5X12)	2	
49	09140-06020	.NUT	3	
50	09160-06104	.WASHER (6.5X24X2)	3	
51	37859-90J00	.SPACER	1	
52	67282-94L00	.DECAL, REMOCON SIDE	1	
53	67284-94L00	.MARK, HANDLE LEVER	1	
54-1	36620-93J02	WIRE ASSY, REMOTE CONTROL	1	L:5000
54-2	36620-93J52	WIRE ASSY, REMOTE CONTROL	1	L:3500
54-3	36620-93J62	WIRE ASSY, REMOTE CONTROL	1	L:6500
55	09481-10501	.FUSE (10A)	1	

FIG.508C

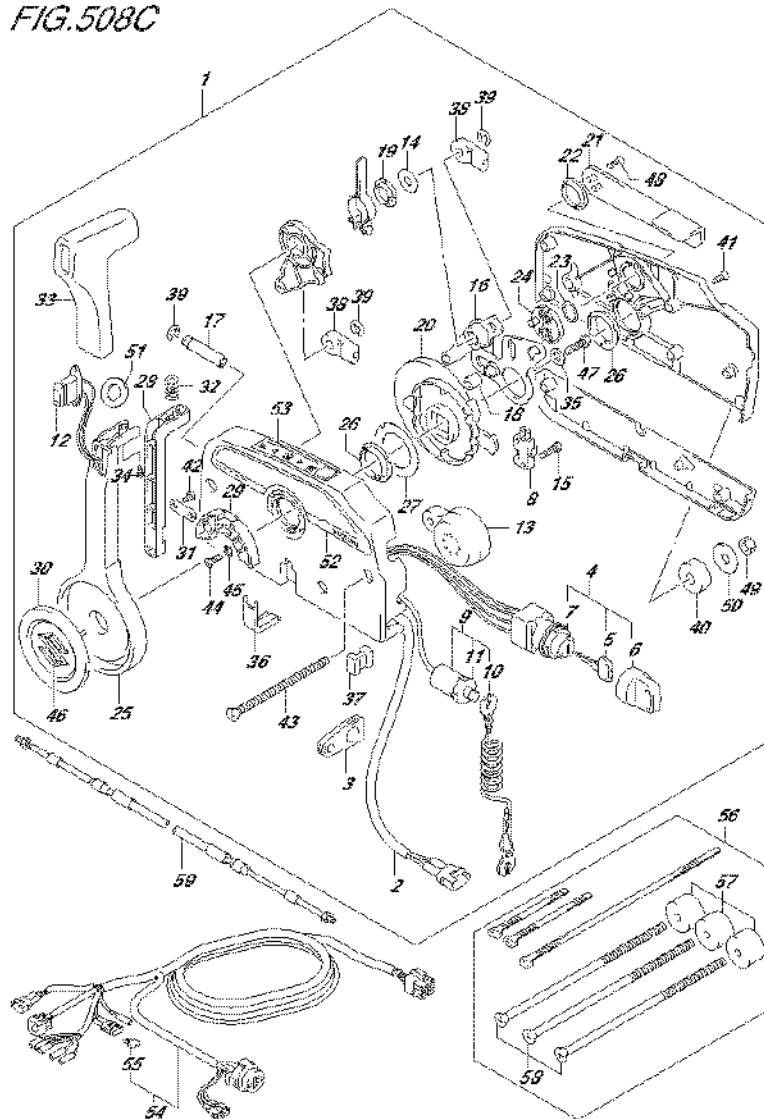


FIG.508C (4-G-10) OPT:REMOTE CONTROL (DF150Z E01)

REF NO.	PART NO.	DESCRIPTION	Q'TY	REMARKS
56	67140-95600	ATTACHMENT, TWIN REMOCON KIT	1	
57	67294-95600	.SPACER	3	
58	67296-95621	.SCREW (L:165)	3	
59-1	67320-93J00	CABLE, REMOCON 8F (2.4M)	1	
59-2	67320-93J10	CABLE, REMOCON 10F (3.1M)	1	
59-3	67320-93J20	CABLE, REMOCON 12F (3.7M)	1	
59-4	67320-93J30	CABLE, REMOCON 14F (4.2M)	1	
59-5	67320-93J40	CABLE, REMOCON 16F (4.8M)	1	
59-6	67320-93J50	CABLE, REMOCON 18F (5.4M)	1	
59-7	67320-93J60	CABLE, REMOCON 20F (6.1M)	1	
59-8	67320-93J70	CABLE, REMOCON 22F (6.7M)	1	
59-9	67320-93J80	CABLE, REMOCON 24F (7.3M)	1	

FIG.508D

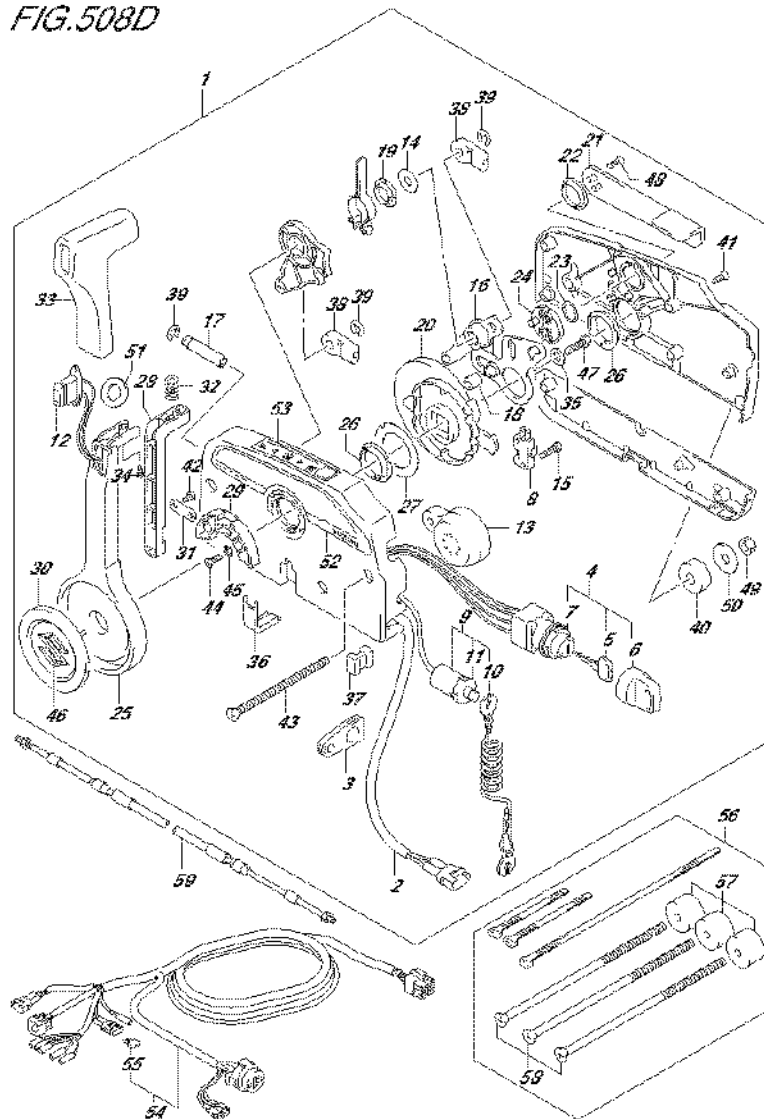


FIG.508D (4-G-11) OPT:REMOTE CONTROL (DF150Z E40)

REF NO.	PART NO.	DESCRIPTION	Q'TY	REMARKS
1	67200-93J50	REMOTE CONTROL ASSY	1	
2	36646-93J01	.WIRE ASSY, PTT SW ADAPTER	1	
3	36628-92E00	.GROMMET, WIRE HARNESS	1	
4	37110-93J11	.SWITCH ASSY, IGNITION	1	
5-1	37141-99E00	..KEY (931)	2	
5-2	37141-99E10	..KEY (932)	2	
5-3	37141-99E20	..KEY (933)	2	
5-4	37141-99E30	..KEY (934)	2	
5-5	37141-99E40	..KEY (935)	2	
5-6	37141-99E50	..KEY (936)	2	
5-7	37141-99E60	..KEY (937)	2	
5-8	37141-99E70	..KEY (938)	2	
5-9	37141-99E80	..KEY (939)	2	
5-10	37141-99E90	..KEY (940)	2	
5-11	37141-99EA0	..KEY (941)	2	
5-12	37141-99EB0	..KEY (942)	2	
6	37143-99E00	..CAP, KEY	2	
7	37149-93J00	..CAP CYLINDER BODY	1	
8	37721-93J91	.SWITCH, NEUTRAL	1	
9	37820-93J04	.SWITCH ASSY, EMERGENCY	1	
10	37823-92E01	..PLATE	1	
11	37826-92J00	..NUT	1	
12	37850-90J05	.SWITCH ASSY, PTT	1	
13	38500-93J90	.BUZZER	1	
14	67212-95600	.WASHER	1	
15	67296-92E11	.SCREW, NEUTRAL SW	2	
16	67220-95630	.PLATE ASSY	1	
17	67223-99E10	.KNOB, BRAKE ADJ	1	
18	67229-95600	.ROLLER	1	
19	67232-95600	.BUSH	1	
20	67238-87D00	.GEAR, DRIVE	1	
21	67241-99E10	.LEVER, FREE THROTTLE	1	
22	67243-95600	.BUSH	1	
23	67244-95600	.WASHER, WAVE	1	

FIG.508D

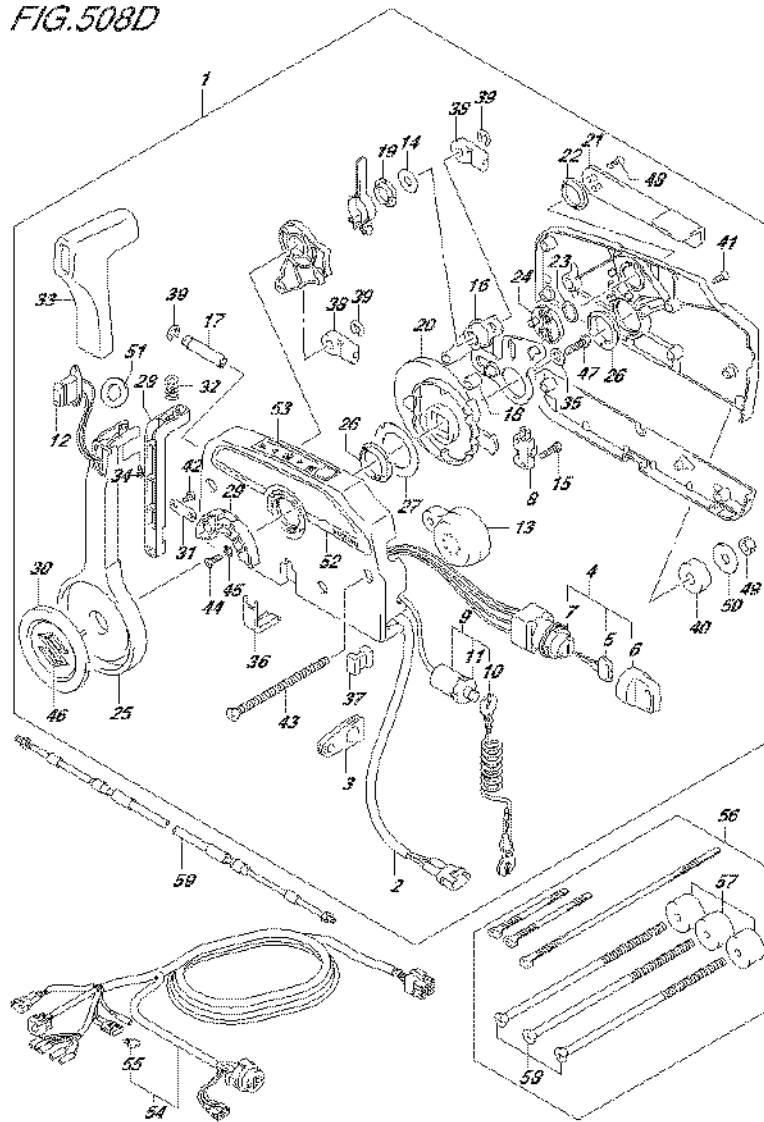


FIG.508D (4-G-12) OPT:REMOTE CONTROL (DF150Z E40)

REF NO.	PART NO.	DESCRIPTION	Q'TY	REMARKS
24	67245-95600	.DRUM, FREE THROTTLE	1	
25	67251-99E20	.LEVER, HANDLE	1	
26	67252-95600	.BUSH	2	
27	67253-95600	.WASHER	1	
28	67255-99E10	.ARM, LOCK	1	
29	67256-95600	.HOLDER, NEUT LOCK	1	
30	67257-99E10	.CAP, LEVER	1	
31	67258-99E00	.BRACKET, LOCK ARM	1	
32	67259-87D00	.SPRING, NEUTRAL ARM	1	
33	67261-99E10	.GRIP	1	
34	67296-94310	.SCREW	1	
35	67264-95600	.WASHER	1	
36	67267-93J00	.COVER, WIRE	1	
37	67273-95600	.SPACER	1	
38	67275-95600	.END, CABLE	2	
39	67292-94300	.E RING	3	
40	67294-95600	.SPACER	3	
41	67296-90J00	.SCREW	5	
42	67296-94300	.SCREW	2	
43	67296-95600	.SCREW	3	
44	67296-95610	.SCREW	2	
45	67297-95600	.WASHER	2	
46	77811-54GB0-0PG	.EMBLEM, REAR MARK S (CHROME)	1	
47	09100-08232	.BOLT (8X30)	1	
48	09126-05003	.SCREW (5X12)	2	
49	09140-06020	.NUT	3	
50	09160-06104	.WASHER (6.5X24X2)	3	
51	37859-90J00	.SPACER	1	
52	67282-94L00	.DECAL, REMOCON SIDE	1	
53	67284-94L00	.MARK, HANDLE LEVER	1	
54-1	36620-93J02	WIRE ASSY, REMOTE CONTROL	1	L:5000
54-2	36620-93J52	WIRE ASSY, REMOTE CONTROL	1	L:3500
54-3	36620-93J62	WIRE ASSY, REMOTE CONTROL	1	L:6500
55	09481-10501	.FUSE (10A)	1	

FIG.508D

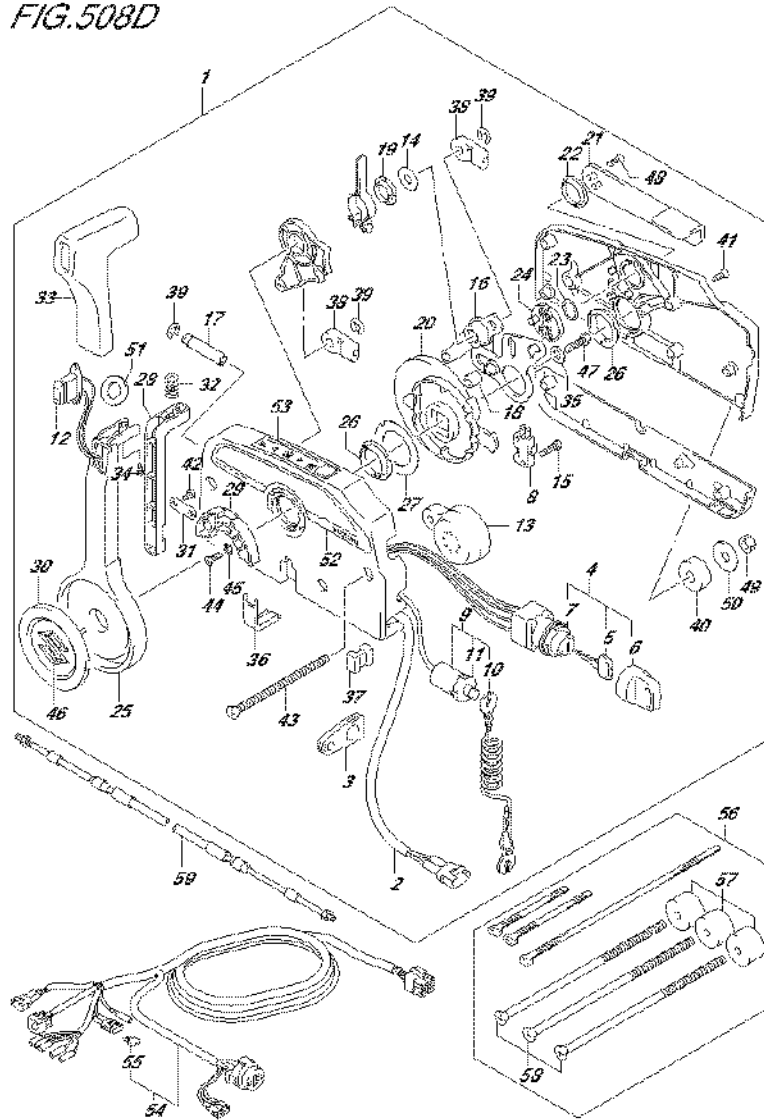


FIG.508D (4-G-13) OPT:REMOTE CONTROL (DF150Z E40)

REF NO.	PART NO.	DESCRIPTION	Q'TY	REMARKS
56	67140-95600	ATTACHMENT, TWIN REMOCON KIT	1	
57	67294-95600	.SPACER	3	
58	67296-95621	.SCREW (L:165)	3	
59-1	67320-93J00	CABLE, REMOCON 8F (2.4M)	1	
59-2	67320-93J10	CABLE, REMOCON 10F (3.1M)	1	
59-3	67320-93J20	CABLE, REMOCON 12F (3.7M)	1	
59-4	67320-93J30	CABLE, REMOCON 14F (4.2M)	1	
59-5	67320-93J40	CABLE, REMOCON 16F (4.8M)	1	
59-6	67320-93J50	CABLE, REMOCON 18F (5.4M)	1	
59-7	67320-93J60	CABLE, REMOCON 20F (6.1M)	1	
59-8	67320-93J70	CABLE, REMOCON 22F (6.7M)	1	
59-9	67320-93J80	CABLE, REMOCON 24F (7.3M)	1	

FIG.508E

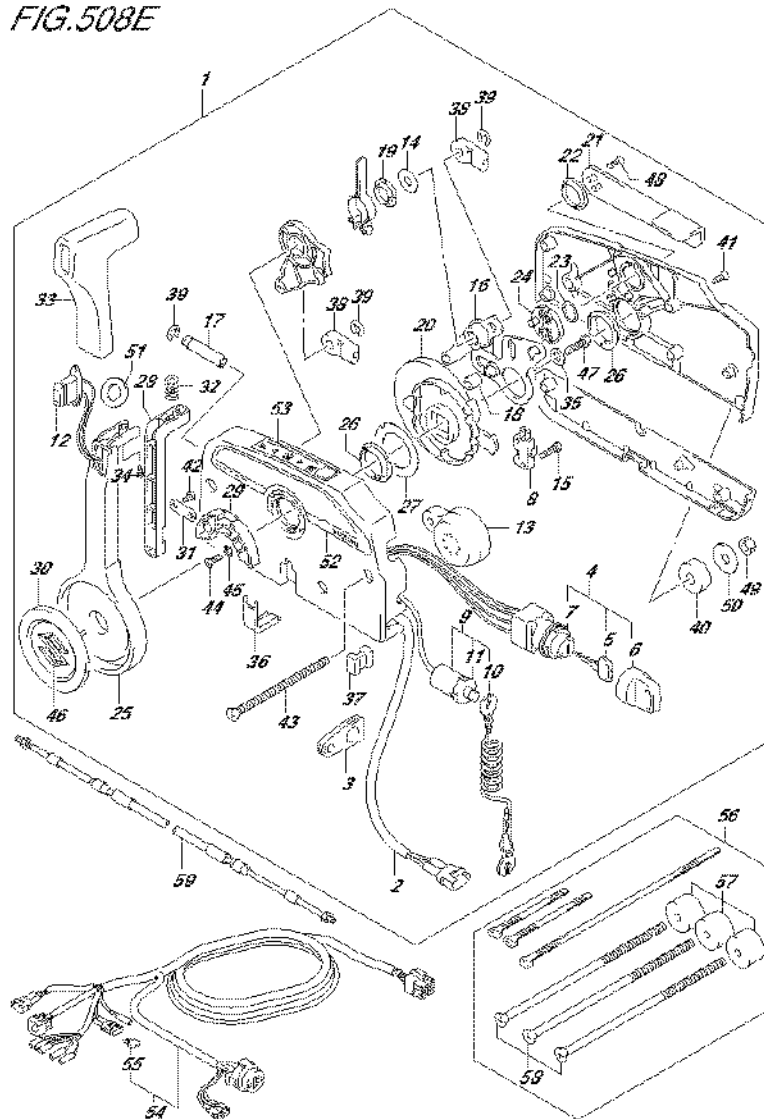


FIG.508E (4-G-14) OPT:REMOTE CONTROL (DF175T E01)

REF NO.	PART NO.	DESCRIPTION	Q'TY	REMARKS
1	67200-93J50	REMOTE CONTROL ASSY	1	
2	36646-93J01	.WIRE ASSY, PTT SW ADAPTER	1	
3	36628-92E00	.GROMMET, WIRE HARNESS	1	
4	37110-93J11	.SWITCH ASSY, IGNITION	1	
5-1	37141-99E00	..KEY (931)	2	
5-2	37141-99E10	..KEY (932)	2	
5-3	37141-99E20	..KEY (933)	2	
5-4	37141-99E30	..KEY (934)	2	
5-5	37141-99E40	..KEY (935)	2	
5-6	37141-99E50	..KEY (936)	2	
5-7	37141-99E60	..KEY (937)	2	
5-8	37141-99E70	..KEY (938)	2	
5-9	37141-99E80	..KEY (939)	2	
5-10	37141-99E90	..KEY (940)	2	
5-11	37141-99EA0	..KEY (941)	2	
5-12	37141-99EB0	..KEY (942)	2	
6	37143-99E00	..CAP, KEY	2	
7	37149-93J00	..CAP CYLINDER BODY	1	
8	37721-93J91	.SWITCH, NEUTRAL	1	
9	37820-93J04	.SWITCH ASSY, EMERGENCY	1	
10	37823-92E01	..PLATE	1	
11	37826-92J00	..NUT	1	
12	37850-90J05	.SWITCH ASSY, PTT	1	
13	38500-93J90	.BUZZER	1	
14	67212-95600	.WASHER	1	
15	67296-92E11	.SCREW, NEUTRAL SW	2	
16	67220-95630	.PLATE ASSY	1	
17	67223-99E10	.KNOB, BRAKE ADJ	1	
18	67229-95600	.ROLLER	1	
19	67232-95600	.BUSH	1	
20	67238-87D00	.GEAR, DRIVE	1	
21	67241-99E10	.LEVER, FREE THROTTLE	1	
22	67243-95600	.BUSH	1	
23	67244-95600	.WASHER, WAVE	1	

FIG.508E

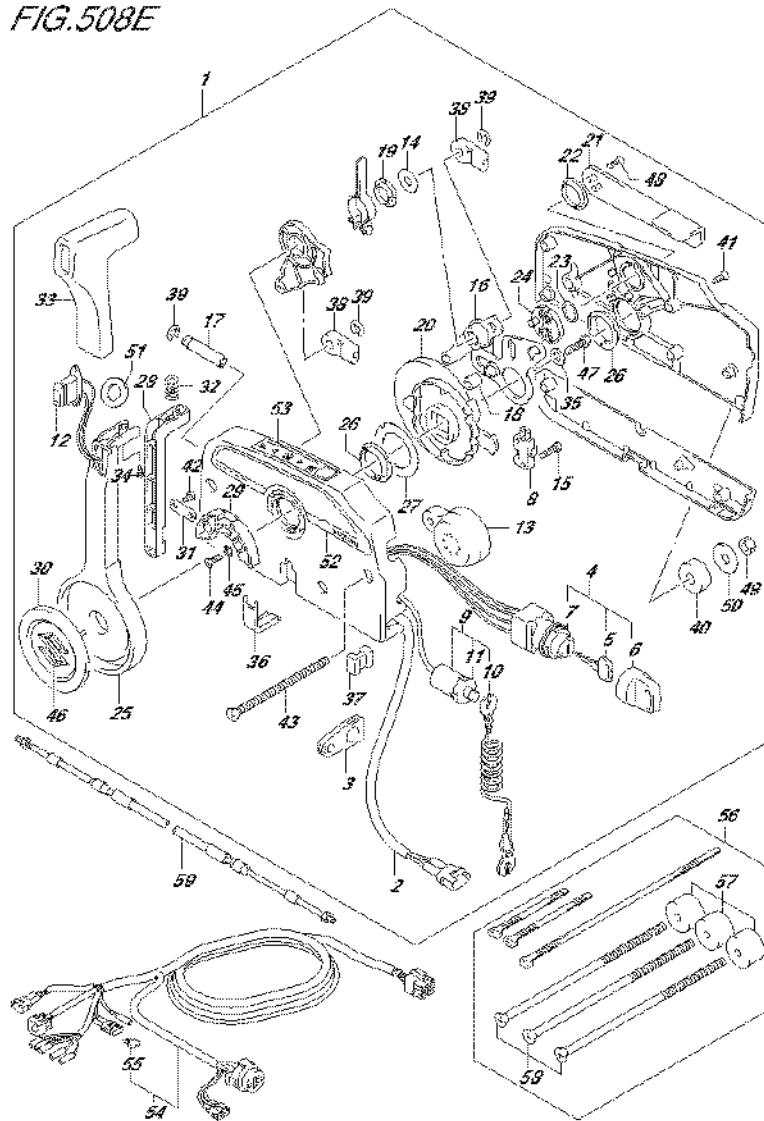


FIG.508E (4-G-15) OPT:REMOTE CONTROL (DF175T E01)

REF NO.	PART NO.	DESCRIPTION	Q'TY	REMARKS
24	67245-95600	.DRUM, FREE THROTTLE	1	
25	67251-99E20	.LEVER, HANDLE	1	
26	67252-95600	.BUSH	2	
27	67253-95600	.WASHER	1	
28	67255-99E10	.ARM, LOCK	1	
29	67256-95600	.HOLDER, NEUT LOCK	1	
30	67257-99E10	.CAP, LEVER	1	
31	67258-99E00	.BRACKET, LOCK ARM	1	
32	67259-87D00	.SPRING, NEUTRAL ARM	1	
33	67261-99E10	.GRIP	1	
34	67296-94310	.SCREW	1	
35	67264-95600	.WASHER	1	
36	67267-93J00	.COVER, WIRE	1	
37	67273-95600	.SPACER	1	
38	67275-95600	.END, CABLE	2	
39	67292-94300	.E RING	3	
40	67294-95600	.SPACER	3	
41	67296-90J00	.SCREW	5	
42	67296-94300	.SCREW	2	
43	67296-95600	.SCREW	3	
44	67296-95610	.SCREW	2	
45	67297-95600	.WASHER	2	
46	77811-54GB0-0PG	.EMBLEM, REAR MARK S (CHROME)	1	
47	09100-08232	.BOLT (8X30)	1	
48	09126-05003	.SCREW (5X12)	2	
49	09140-06020	.NUT	3	
50	09160-06104	.WASHER (6.5X24X2)	3	
51	37859-90J00	.SPACER	1	
52	67282-94L00	.DECAL, REMOCON SIDE	1	
53	67284-94L00	.MARK, HANDLE LEVER	1	
54-1	36620-93J02	WIRE ASSY, REMOTE CONTROL	1	L:5000
54-2	36620-93J52	WIRE ASSY, REMOTE CONTROL	1	L:3500
54-3	36620-93J62	WIRE ASSY, REMOTE CONTROL	1	L:6500
55	09481-10501	.FUSE (10A)	1	

FIG.508E

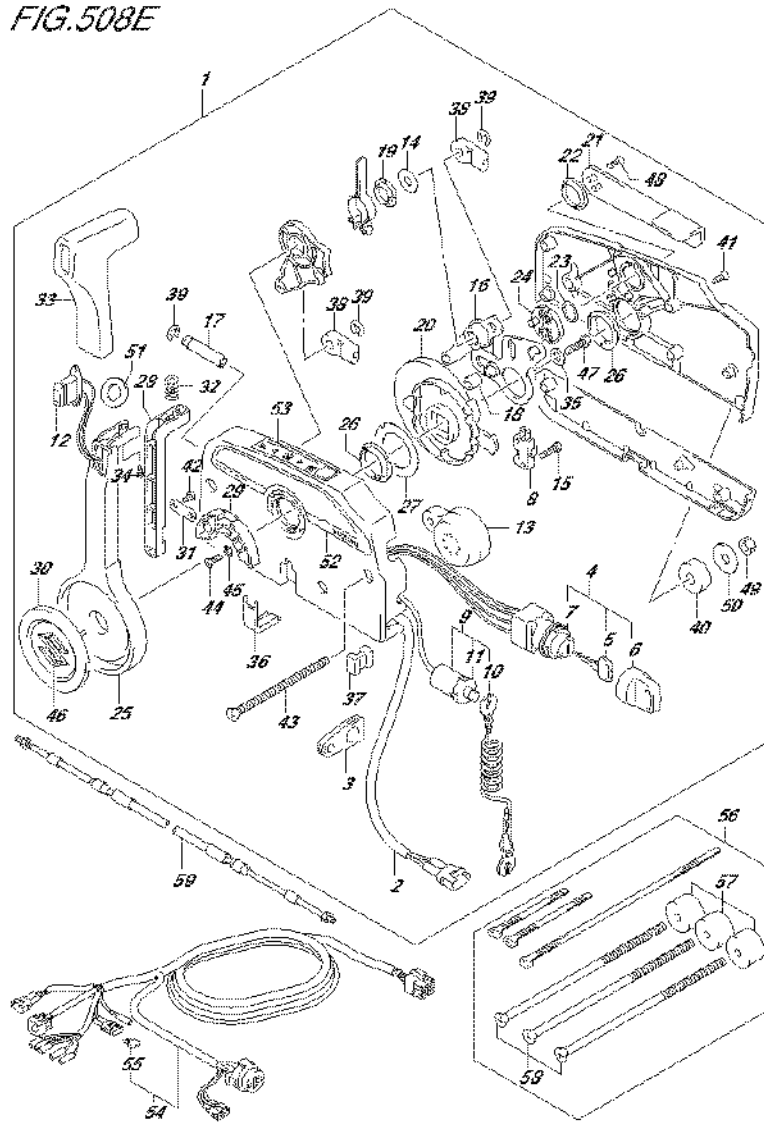


FIG.508E (4-H-2) OPT:REMOTE CONTROL (DF175T E01)

REF NO.	PART NO.	DESCRIPTION	Q'TY	REMARKS
56	67140-95600	ATTACHMENT, TWIN REMOCON KIT	1	
57	67294-95600	.SPACER	3	
58	67296-95621	.SCREW (L:165)	3	
59-1	67320-93J00	CABLE, REMOCON 8F (2.4M)	1	
59-2	67320-93J10	CABLE, REMOCON 10F (3.1M)	1	
59-3	67320-93J20	CABLE, REMOCON 12F (3.7M)	1	
59-4	67320-93J30	CABLE, REMOCON 14F (4.2M)	1	
59-5	67320-93J40	CABLE, REMOCON 16F (4.8M)	1	
59-6	67320-93J50	CABLE, REMOCON 18F (5.4M)	1	
59-7	67320-93J60	CABLE, REMOCON 20F (6.1M)	1	
59-8	67320-93J70	CABLE, REMOCON 22F (6.7M)	1	
59-9	67320-93J80	CABLE, REMOCON 24F (7.3M)	1	

FIG.508F

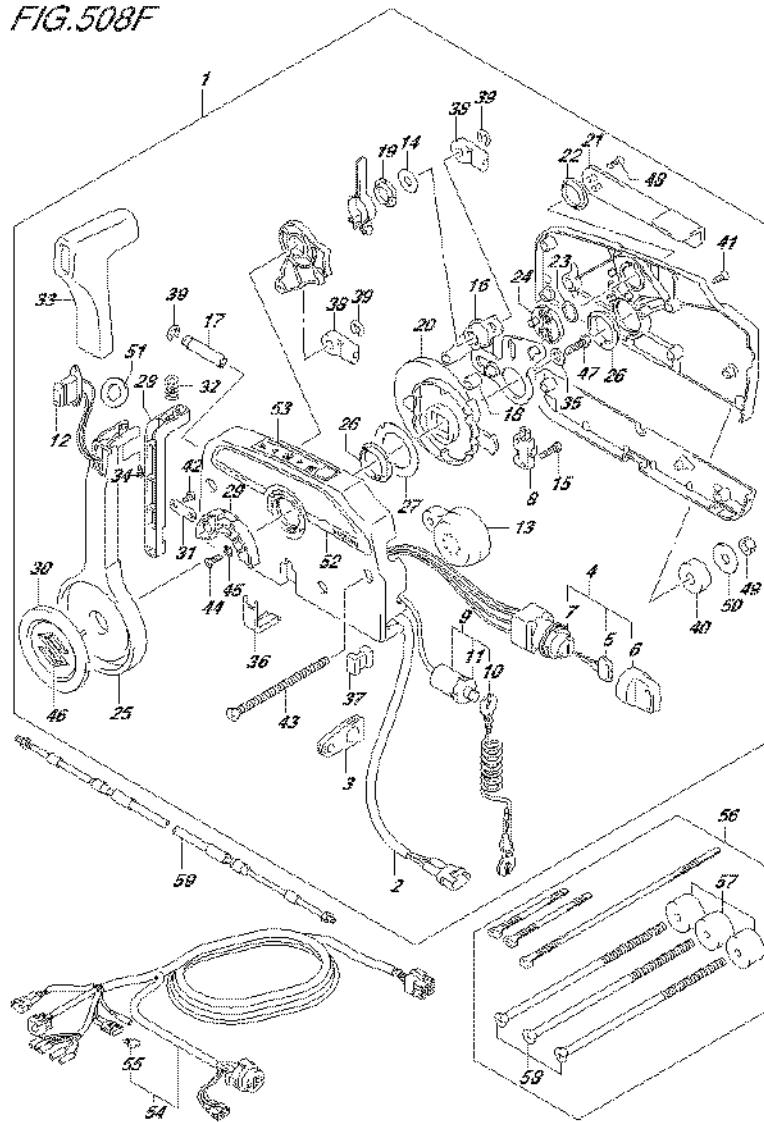


FIG.508F (4-H-3) OPT:REMOTE CONTROL (DF175T E40)

REF NO.	PART NO.	DESCRIPTION	Q'TY	REMARKS
1	67200-93J50	REMOTE CONTROL ASSY	1	
2	36646-93J01	.WIRE ASSY, PTT SW ADAPTER	1	
3	36628-92E00	.GROMMET, WIRE HARNESS	1	
4	37110-93J11	.SWITCH ASSY, IGNITION	1	
5-1	37141-99E00	..KEY (931)	2	
5-2	37141-99E10	..KEY (932)	2	
5-3	37141-99E20	..KEY (933)	2	
5-4	37141-99E30	..KEY (934)	2	
5-5	37141-99E40	..KEY (935)	2	
5-6	37141-99E50	..KEY (936)	2	
5-7	37141-99E60	..KEY (937)	2	
5-8	37141-99E70	..KEY (938)	2	
5-9	37141-99E80	..KEY (939)	2	
5-10	37141-99E90	..KEY (940)	2	
5-11	37141-99EA0	..KEY (941)	2	
5-12	37141-99EB0	..KEY (942)	2	
6	37143-99E00	..CAP, KEY	2	
7	37149-93J00	..CAP CYLINDER BODY	1	
8	37721-93J91	.SWITCH, NEUTRAL	1	
9	37820-93J04	.SWITCH ASSY, EMERGENCY	1	
10	37823-92E01	..PLATE	1	
11	37826-92J00	..NUT	1	
12	37850-90J05	.SWITCH ASSY, PTT	1	
13	38500-93J90	.BUZZER	1	
14	67212-95600	.WASHER	1	
15	67296-92E11	.SCREW, NEUTRAL SW	2	
16	67220-95630	.PLATE ASSY	1	
17	67223-99E10	.KNOB, BRAKE ADJ	1	
18	67229-95600	.ROLLER	1	
19	67232-95600	.BUSH	1	
20	67238-87D00	.GEAR, DRIVE	1	
21	67241-99E10	.LEVER, FREE THROTTLE	1	
22	67243-95600	.BUSH	1	
23	67244-95600	.WASHER, WAVE	1	

FIG.508F

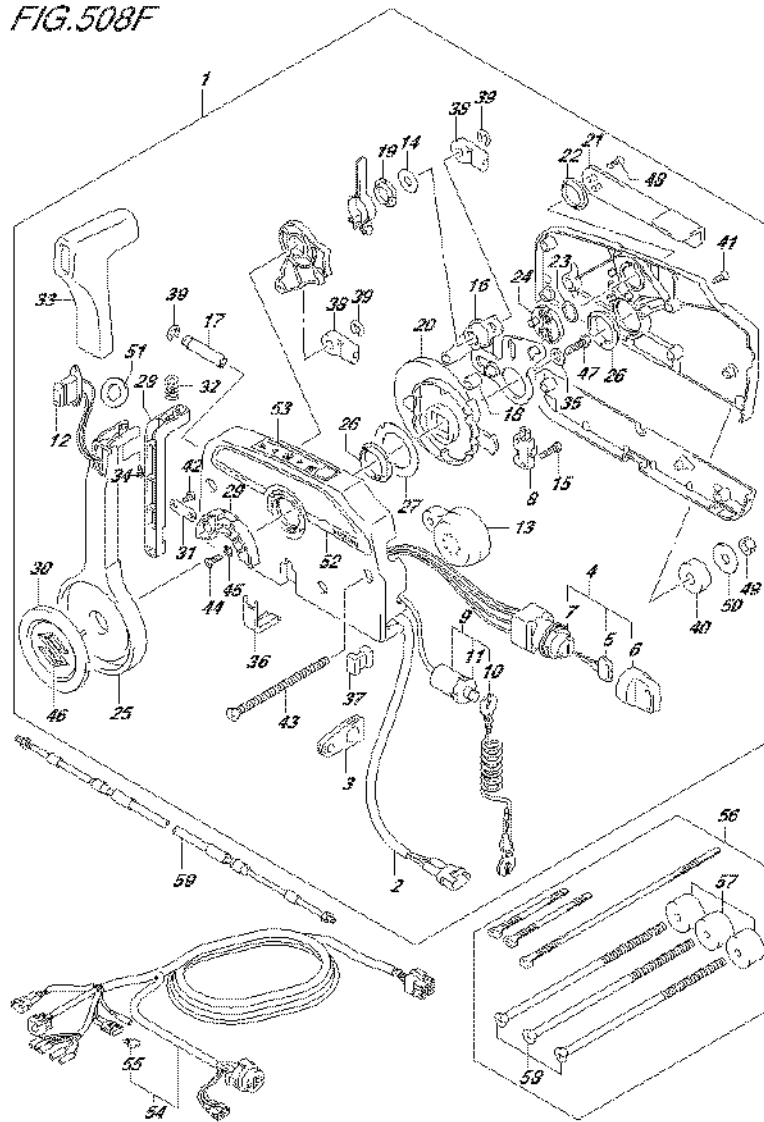


FIG.508F (4-H-4) OPT:REMOTE CONTROL (DF175T E40)

REF NO.	PART NO.	DESCRIPTION	Q'TY	REMARKS
24	67245-95600	.DRUM, FREE THROTTLE	1	
25	67251-99E20	.LEVER, HANDLE	1	
26	67252-95600	.BUSH	2	
27	67253-95600	.WASHER	1	
28	67255-99E10	.ARM, LOCK	1	
29	67256-95600	.HOLDER, NEUT LOCK	1	
30	67257-99E10	.CAP, LEVER	1	
31	67258-99E00	.BRACKET, LOCK ARM	1	
32	67259-87D00	.SPRING, NEUTRAL ARM	1	
33	67261-99E10	.GRIP	1	
34	67296-94310	.SCREW	1	
35	67264-95600	.WASHER	1	
36	67267-93J00	.COVER, WIRE	1	
37	67273-95600	.SPACER	1	
38	67275-95600	.END, CABLE	2	
39	67292-94300	.E RING	3	
40	67294-95600	.SPACER	3	
41	67296-90J00	.SCREW	5	
42	67296-94300	.SCREW	2	
43	67296-95600	.SCREW	3	
44	67296-95610	.SCREW	2	
45	67297-95600	.WASHER	2	
46	77811-54GB0-0PG	.EMBLEM, REAR MARK S (CHROME)	1	
47	09100-08232	.BOLT (8X30)	1	
48	09126-05003	.SCREW (5X12)	2	
49	09140-06020	.NUT	3	
50	09160-06104	.WASHER (6.5X24X2)	3	
51	37859-90J00	.SPACER	1	
52	67282-94L00	.DECAL, REMOCON SIDE	1	
53	67284-94L00	.MARK, HANDLE LEVER	1	
54-1	36620-93J02	WIRE ASSY, REMOTE CONTROL	1	L:5000
54-2	36620-93J52	WIRE ASSY, REMOTE CONTROL	1	L:3500
54-3	36620-93J62	WIRE ASSY, REMOTE CONTROL	1	L:6500
55	09481-10501	.FUSE (10A)	1	

FIG.508F

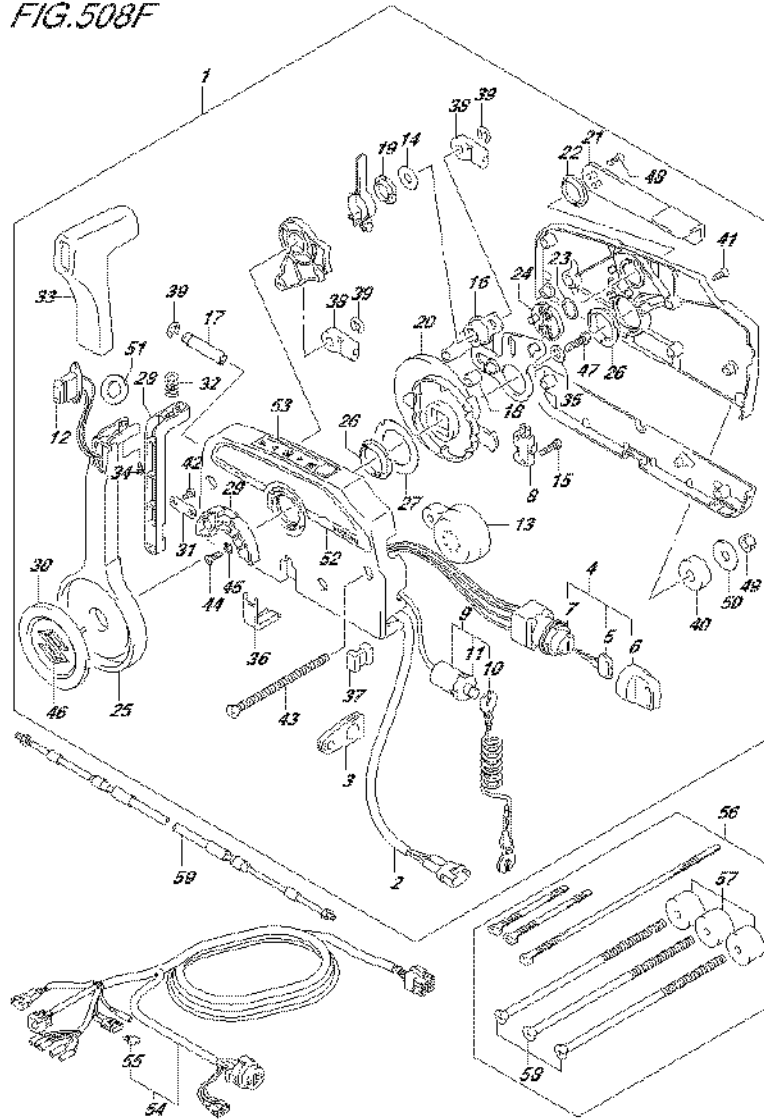


FIG.508F (4-H-5) OPT:REMOTE CONTROL (DF175T E40)

REF NO.	PART NO.	DESCRIPTION	Q'TY	REMARKS
56	67140-95600	ATTACHMENT, TWIN REMOCON KIT	1	
57	67294-95600	.SPACER	3	
58	67296-95621	.SCREW (L:165)	3	
59-1	67320-93J00	CABLE, REMOCON 8F (2.4M)	1	
59-2	67320-93J10	CABLE, REMOCON 10F (3.1M)	1	
59-3	67320-93J20	CABLE, REMOCON 12F (3.7M)	1	
59-4	67320-93J30	CABLE, REMOCON 14F (4.2M)	1	
59-5	67320-93J40	CABLE, REMOCON 16F (4.8M)	1	
59-6	67320-93J50	CABLE, REMOCON 18F (5.4M)	1	
59-7	67320-93J60	CABLE, REMOCON 20F (6.1M)	1	
59-8	67320-93J70	CABLE, REMOCON 22F (6.7M)	1	
59-9	67320-93J80	CABLE, REMOCON 24F (7.3M)	1	

FIG.508G

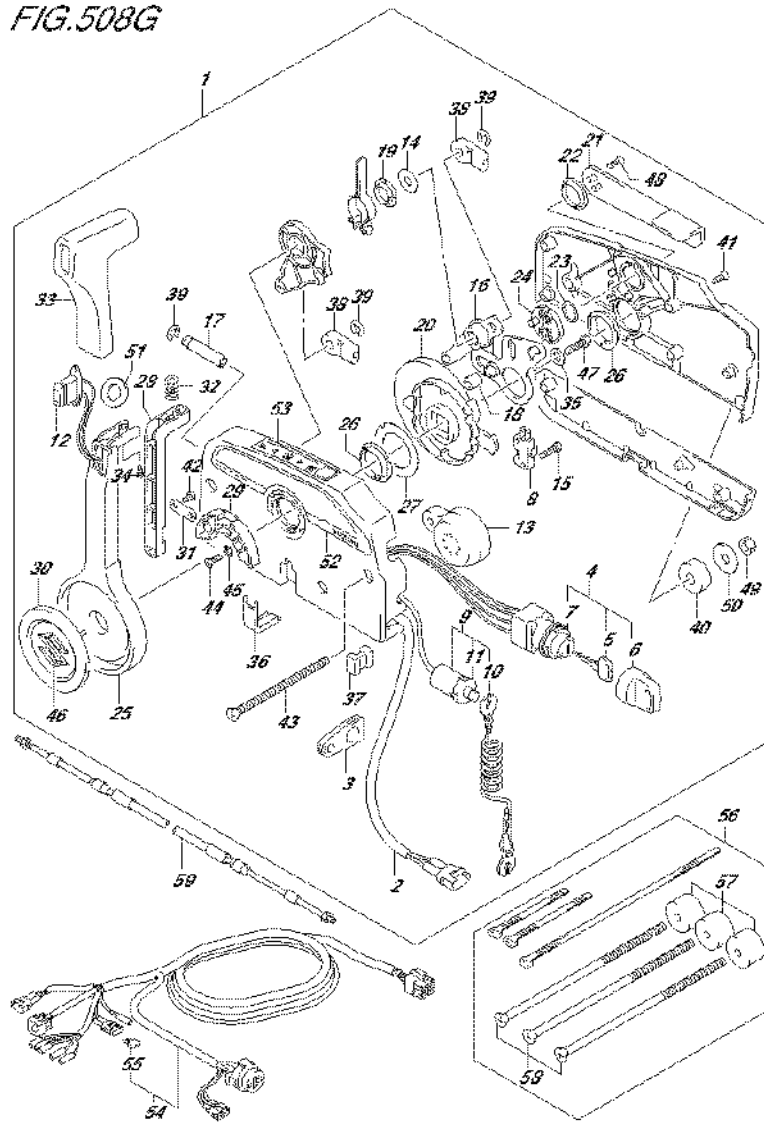


FIG.508G (4-H-6) OPT:REMOTE CONTROL (DF175Z E01)

REF NO.	PART NO.	DESCRIPTION	Q'TY	REMARKS
1	67200-93J50	REMOTE CONTROL ASSY	1	
2	36646-93J01	.WIRE ASSY, PTT SW ADAPTER	1	
3	36628-92E00	.GROMMET, WIRE HARNESS	1	
4	37110-93J11	.SWITCH ASSY, IGNITION	1	
5-1	37141-99E00	..KEY (931)	2	
5-2	37141-99E10	..KEY (932)	2	
5-3	37141-99E20	..KEY (933)	2	
5-4	37141-99E30	..KEY (934)	2	
5-5	37141-99E40	..KEY (935)	2	
5-6	37141-99E50	..KEY (936)	2	
5-7	37141-99E60	..KEY (937)	2	
5-8	37141-99E70	..KEY (938)	2	
5-9	37141-99E80	..KEY (939)	2	
5-10	37141-99E90	..KEY (940)	2	
5-11	37141-99EA0	..KEY (941)	2	
5-12	37141-99EB0	..KEY (942)	2	
6	37143-99E00	..CAP, KEY	2	
7	37149-93J00	..CAP CYLINDER BODY	1	
8	37721-93J91	.SWITCH, NEUTRAL	1	
9	37820-93J04	.SWITCH ASSY, EMERGENCY	1	
10	..PLATE	1		
11	37826-92J00	..NUT	1	
12	37850-90J05	.SWITCH ASSY, PTT	1	
13	38500-93J90	.BUZZER	1	
14	67212-95600	.WASHER	1	
15	67296-92E11	.SCREW, NEUTRAL SW	2	
16	67220-95630	.PLATE ASSY	1	
17	67223-99E10	.KNOB, BRAKE ADJ	1	
18	67229-95600	.ROLLER	1	
19	67232-95600	.BUSH	1	
20	67238-87D00	.GEAR, DRIVE	1	
21	67241-99E10	.LEVER, FREE THROTTLE	1	
22	67243-95600	.BUSH	1	
23	67244-95600	.WASHER, WAVE	1	

FIG.508G

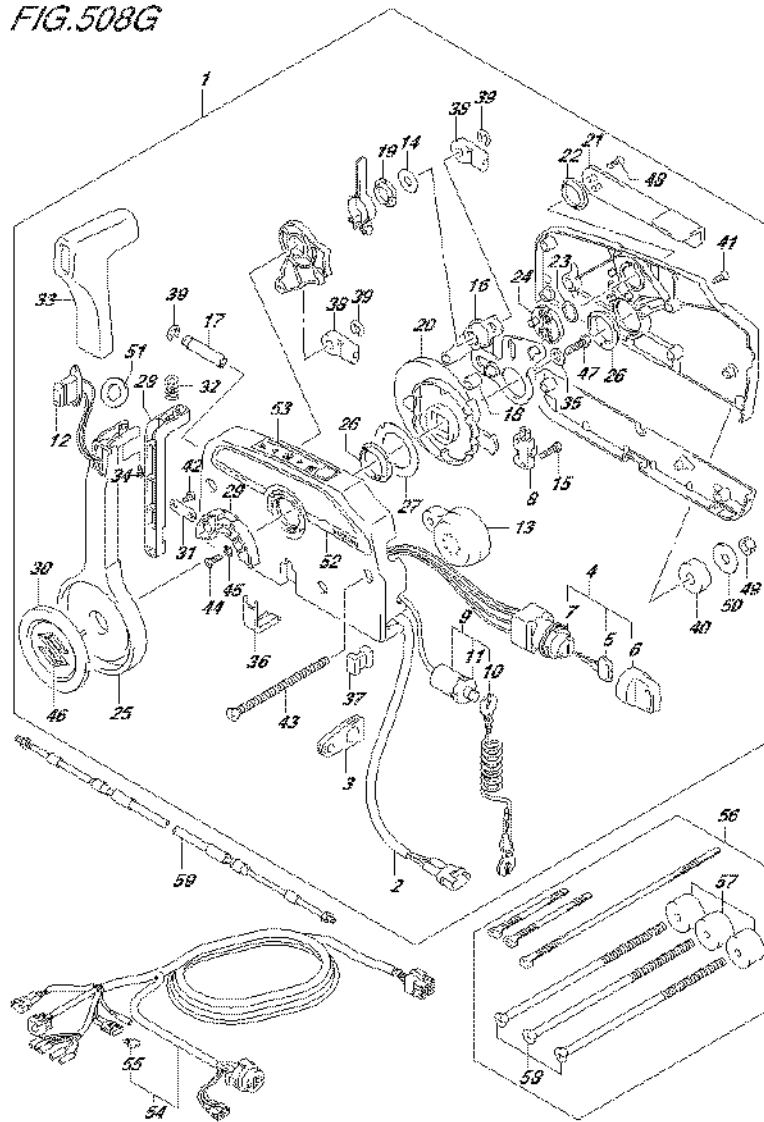


FIG.508G (4-H-7) OPT:REMOTE CONTROL (DF175Z E01)

REF NO.	PART NO.	DESCRIPTION	Q'TY	REMARKS
24	67245-95600	.DRUM, FREE THROTTLE	1	
25	67251-99E20	.LEVER, HANDLE	1	
26	67252-95600	.BUSH	2	
27	67253-95600	.WASHER	1	
28	67255-99E10	.ARM, LOCK	1	
29	67256-95600	.HOLDER, NEUT LOCK	1	
30	67257-99E10	.CAP, LEVER	1	
31	67258-99E00	.BRACKET, LOCK ARM	1	
32	67259-87D00	.SPRING, NEUTRAL ARM	1	
33	67261-99E10	.GRIP	1	
34	67296-94310	.SCREW	1	
35	67264-95600	.WASHER	1	
36	67267-93J00	.COVER, WIRE	1	
37	67273-95600	.SPACER	1	
38	67275-95600	.END, CABLE	2	
39	67292-94300	.E RING	3	
40	67294-95600	.SPACER	3	
41	67296-90J00	.SCREW	5	
42	67296-94300	.SCREW	2	
43	67296-95600	.SCREW	3	
44	67296-95610	.SCREW	2	
45	67297-95600	.WASHER	2	
46	77811-54GB0-0PG	.EMBLEM, REAR MARK S (CHROME)	1	
47	09100-08232	.BOLT (8X30)	1	
48	09126-05003	.SCREW (5X12)	2	
49	09140-06020	.NUT	3	
50	09160-06104	.WASHER (6.5X24X2)	3	
51	37859-90J00	.SPACER	1	
52	67282-94L00	.DECAL, REMOCON SIDE	1	
53	67284-94L00	.MARK, HANDLE LEVER	1	
54-1	36620-93J02	WIRE ASSY, REMOTE CONTROL	1	L:5000
54-2	36620-93J52	WIRE ASSY, REMOTE CONTROL	1	L:3500
54-3	36620-93J62	WIRE ASSY, REMOTE CONTROL	1	L:6500
55	09481-10501	.FUSE (10A)	1	

FIG.508G

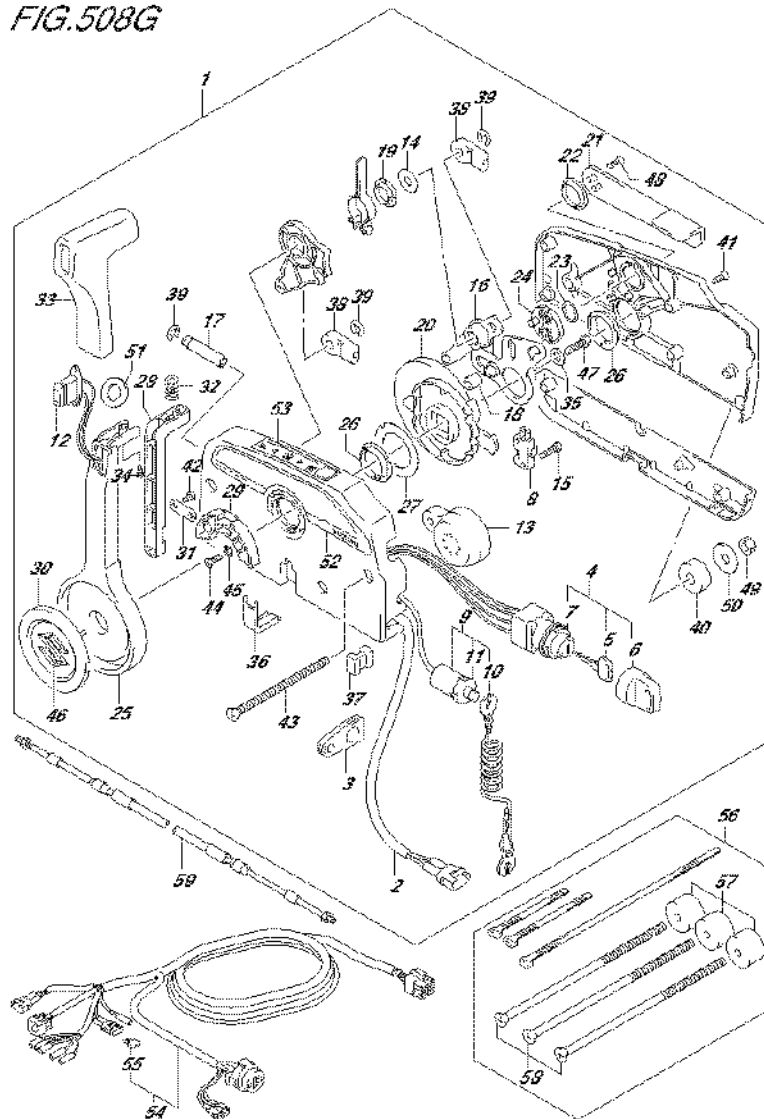


FIG.508G (4-H-8) OPT:REMOTE CONTROL (DF175Z E01)

REF NO.	PART NO.	DESCRIPTION	Q'TY	REMARKS
56	67140-95600	ATTACHMENT, TWIN REMOCON KIT	1	
57	67294-95600	.SPACER	3	
58	67296-95621	.SCREW (L:165)	3	
59-1	67320-93J00	CABLE, REMOCON 8F (2.4M)	1	
59-2	67320-93J10	CABLE, REMOCON 10F (3.1M)	1	
59-3	67320-93J20	CABLE, REMOCON 12F (3.7M)	1	
59-4	67320-93J30	CABLE, REMOCON 14F (4.2M)	1	
59-5	67320-93J40	CABLE, REMOCON 16F (4.8M)	1	
59-6	67320-93J50	CABLE, REMOCON 18F (5.4M)	1	
59-7	67320-93J60	CABLE, REMOCON 20F (6.1M)	1	
59-8	67320-93J70	CABLE, REMOCON 22F (6.7M)	1	
59-9	67320-93J80	CABLE, REMOCON 24F (7.3M)	1	

FIG.508H

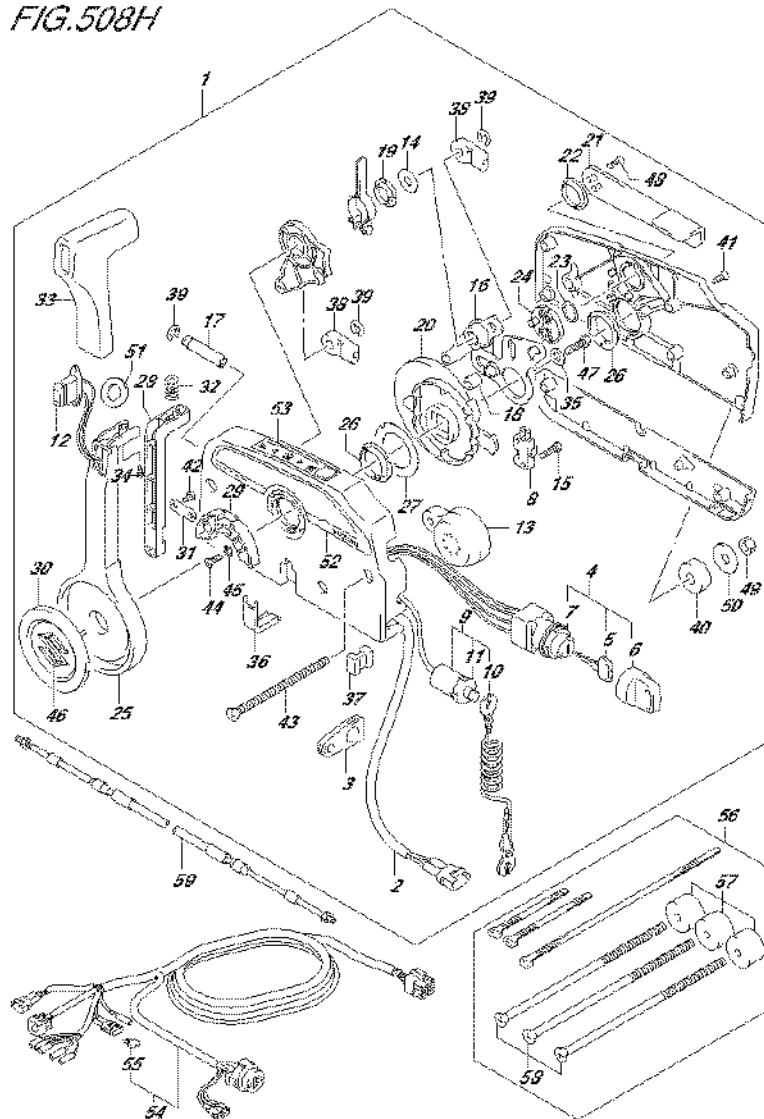


FIG.508H (4-H-9) OPT:REMOTE CONTROL (DF175Z E40)

REF NO.	PART NO.	DESCRIPTION	Q'TY	REMARKS
1	67200-93J50	REMOTE CONTROL ASSY	1	
2	36646-93J01	.WIRE ASSY, PTT SW ADAPTER	1	
3	36628-92E00	.GROMMET, WIRE HARNESS	1	
4	37110-93J11	.SWITCH ASSY, IGNITION	1	
5-1	37141-99E00	..KEY (931)	2	
5-2	37141-99E10	..KEY (932)	2	
5-3	37141-99E20	..KEY (933)	2	
5-4	37141-99E30	..KEY (934)	2	
5-5	37141-99E40	..KEY (935)	2	
5-6	37141-99E50	..KEY (936)	2	
5-7	37141-99E60	..KEY (937)	2	
5-8	37141-99E70	..KEY (938)	2	
5-9	37141-99E80	..KEY (939)	2	
5-10	37141-99E90	..KEY (940)	2	
5-11	37141-99EA0	..KEY (941)	2	
5-12	37141-99EB0	..KEY (942)	2	
6	37143-99E00	..CAP, KEY	2	
7	37149-93J00	..CAP CYLINDER BODY	1	
8	37721-93J91	.SWITCH, NEUTRAL	1	
9	37820-93J04	.SWITCH ASSY, EMERGENCY	1	
10	37823-92E01	..PLATE	1	
11	37826-92J00	..NUT	1	
12	37850-90J05	.SWITCH ASSY, PTT	1	
13	38500-93J90	.BUZZER	1	
14	67212-95600	.WASHER	1	
15	67296-92E11	.SCREW, NEUTRAL SW	2	
16	67220-95630	.PLATE ASSY	1	
17	67223-99E10	.KNOB, BRAKE ADJ	1	
18	67229-95600	.ROLLER	1	
19	67232-95600	.BUSH	1	
20	67238-87D00	.GEAR, DRIVE	1	
21	67241-99E10	.LEVER, FREE THROTTLE	1	
22	67243-95600	.BUSH	1	
23	67244-95600	.WASHER, WAVE	1	

FIG.508H

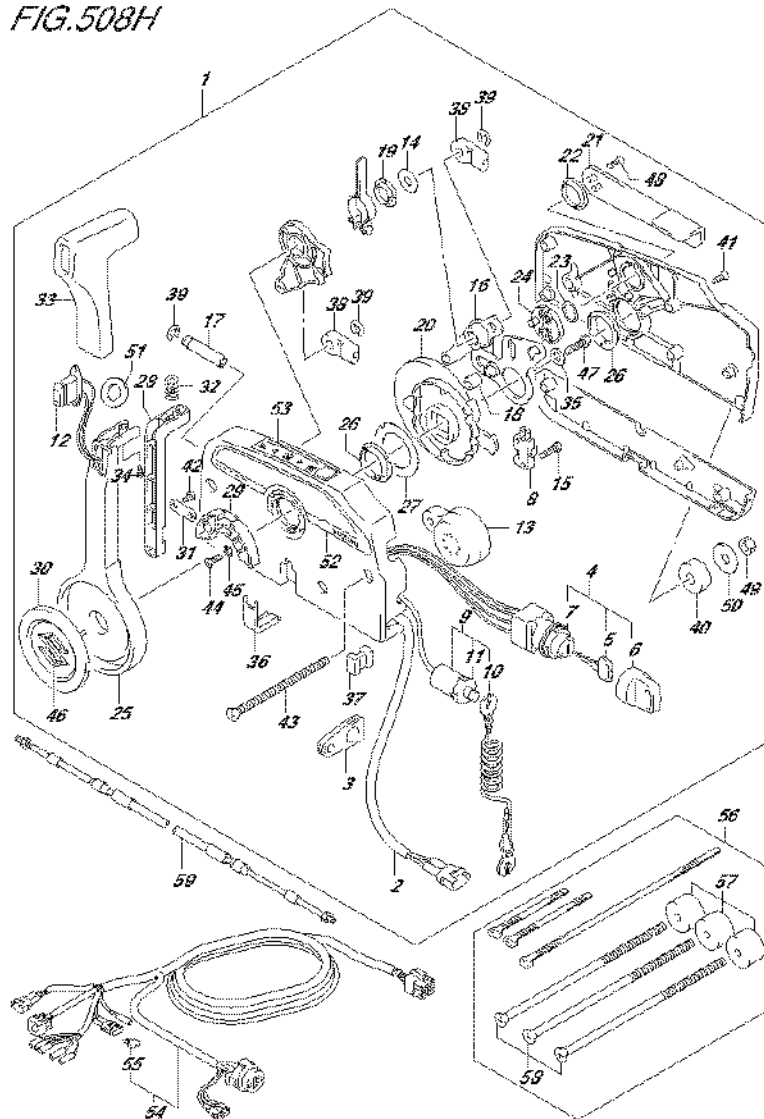


FIG.508H (4-H-10) OPT:REMOTE CONTROL (DF175Z E40)

REF NO.	PART NO.	DESCRIPTION	Q'TY	REMARKS
24	67245-95600	.DRUM, FREE THROTTLE	1	
25	67251-99E20	.LEVER, HANDLE	1	
26	67252-95600	.BUSH	2	
27	67253-95600	.WASHER	1	
28	67255-99E10	.ARM, LOCK	1	
29	67256-95600	.HOLDER, NEUT LOCK	1	
30	67257-99E10	.CAP, LEVER	1	
31	67258-99E00	.BRACKET, LOCK ARM	1	
32	67259-87D00	.SPRING, NEUTRAL ARM	1	
33	67261-99E10	.GRIP	1	
34	67296-94310	.SCREW	1	
35	67264-95600	.WASHER	1	
36	67267-93J00	.COVER, WIRE	1	
37	67273-95600	.SPACER	1	
38	67275-95600	.END, CABLE	2	
39	67292-94300	.E RING	3	
40	67294-95600	.SPACER	3	
41	67296-90J00	.SCREW	5	
42	67296-94300	.SCREW	2	
43	67296-95600	.SCREW	3	
44	67296-95610	.SCREW	2	
45	67297-95600	.WASHER	2	
46	77811-54GB0-0PG	.EMBLEM, REAR MARK S (CHROME)	1	
47	09100-08232	.BOLT (8X30)	1	
48	09126-05003	.SCREW (5X12)	2	
49	09140-06020	.NUT	3	
50	09160-06104	.WASHER (6.5X24X2)	3	
51	37859-90J00	.SPACER	1	
52	67282-94L00	.DECAL, REMOCON SIDE	1	
53	67284-94L00	.MARK, HANDLE LEVER	1	
54-1	36620-93J02	WIRE ASSY, REMOTE CONTROL	1	L:5000
54-2	36620-93J52	WIRE ASSY, REMOTE CONTROL	1	L:3500
54-3	36620-93J62	WIRE ASSY, REMOTE CONTROL	1	L:6500
55	09481-10501	.FUSE (10A)	1	

FIG.508H

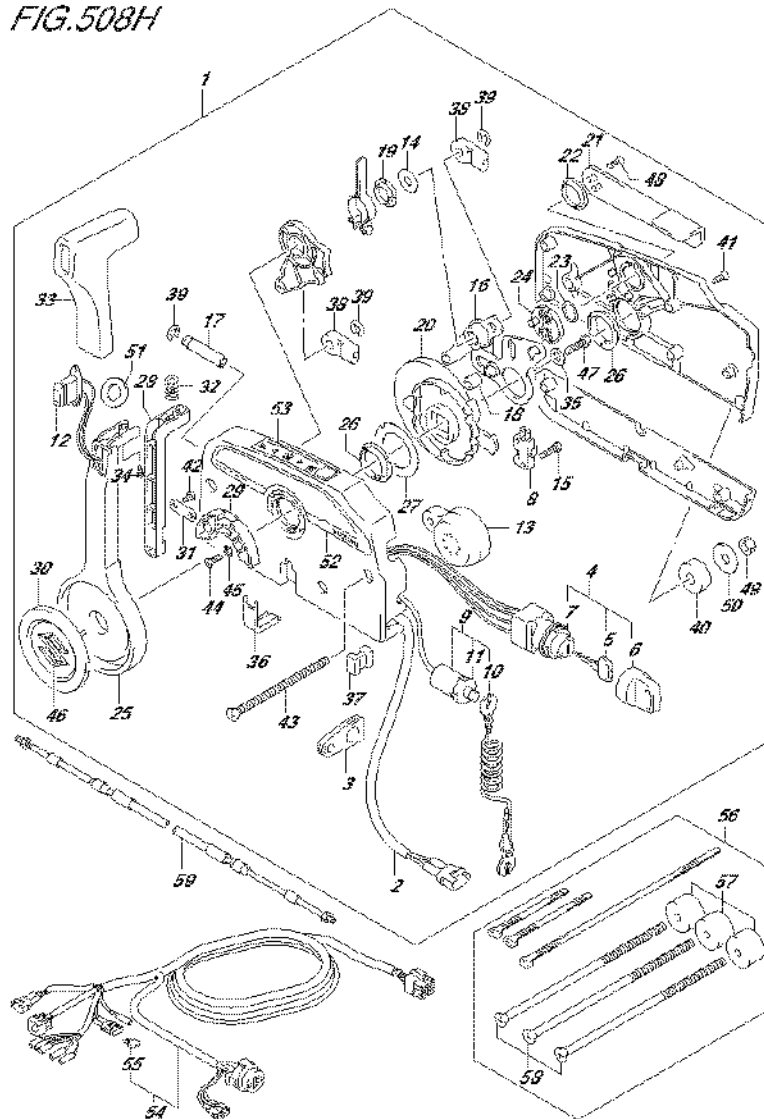


FIG.508H (4-H-11) OPT:REMOTE CONTROL (DF175Z E40)

REF NO.	PART NO.	DESCRIPTION	Q'TY	REMARKS
56	67140-95600	ATTACHMENT, TWIN REMOCON KIT	1	
57	67294-95600	.SPACER	3	
58	67296-95621	.SCREW (L:165)	3	
59-1	67320-93J00	CABLE, REMOCON 8F (2.4M)	1	
59-2	67320-93J10	CABLE, REMOCON 10F (3.1M)	1	
59-3	67320-93J20	CABLE, REMOCON 12F (3.7M)	1	
59-4	67320-93J30	CABLE, REMOCON 14F (4.2M)	1	
59-5	67320-93J40	CABLE, REMOCON 16F (4.8M)	1	
59-6	67320-93J50	CABLE, REMOCON 18F (5.4M)	1	
59-7	67320-93J60	CABLE, REMOCON 20F (6.1M)	1	
59-8	67320-93J70	CABLE, REMOCON 22F (6.7M)	1	
59-9	67320-93J80	CABLE, REMOCON 24F (7.3M)	1	

FIG.517A

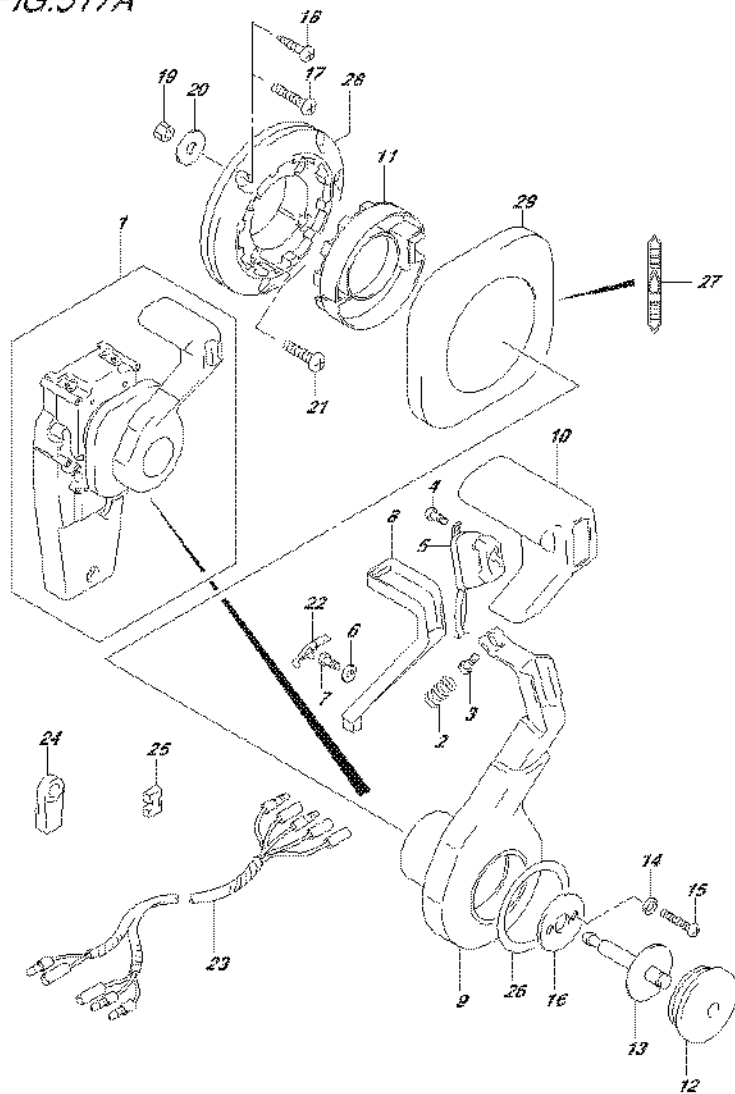


FIG.517A (4-H-12) OPT:CONCEALED REMOCON (1) (DF150T E01)

REF NO.	PART NO.	DESCRIPTION	Q'TY	REMARKS
1	67200-93J32	REMOTE CONTROL ASSY	1	
2	67298-92E50	.SPRING	1	
3	67296-94310	.SCREW	1	
4	67295-92E10	.SCREW (3X12)	2	
5	37850-92E26	.SWITCH ASSY, PTT	1	
6	67288-92E60	.WASHER	1	
7	09125-04021	.SCREW (4X20)	1	
8	67255-92E50	.ARM, NEUTRAL LOCK	1	
9	67251-92E50	.LEVER	1	
10	67261-92E50	.GRIP	1	
11	67256-92E50	.HOLDER, NEUTRAL LOCK	1	
12	67257-92E00	.CAP, LEVER	1	
13	67242-92E50	.SHAFT, FREE ACC	1	
14	67288-92E20	.WASHER	6	
15	67296-88D10	.SCREW (5X16)	4	
16	67288-92E70	.WASHER	1	
17	67296-88D20	.SCREW (6X35)	3	
18	67295-92E50	.SCREW (6X30)	3	
19	67287-92E50	.NUT	3	
20	09160-06104	.WASHER (6.5X24X2)	3	
21	67296-88D30	.SCREW (5X30)	4	
22	67254-92E50	.COVER, LOCK ARM	1	
23	36890-93J00	.WIRING ASSY	1	
24	67275-95600	.ENG CABLE	2	
25	67273-95600	.SPACER	1	
26	67283-92E50	.DECAL, LEVER	1	
27	67284-92E50	.DECAL, CLUTCH	1	
28	67274-92E50	.BASE	1	
29	67211-92E50	.COVER	1	

FIG.517B

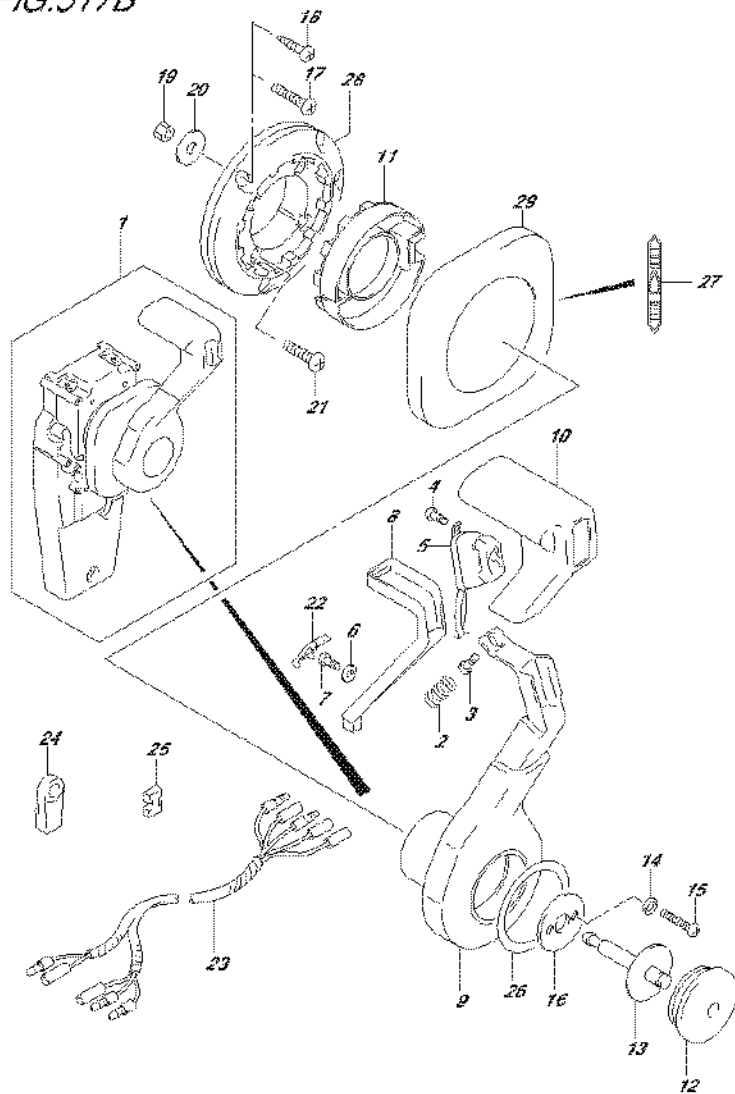


FIG.517B (4-H-13) OPT:CONCEALED REMOCON (1) (DF150T E40)

REF NO.	PART NO.	DESCRIPTION	Q'TY	REMARKS
1	67200-93J32	REMOTE CONTROL ASSY	1	
2	67298-92E50	.SPRING	1	
3	67296-94310	.SCREW	1	
4	67295-92E10	.SCREW (3X12)	2	
5	37850-92E26	.SWITCH ASSY, PTT	1	
6	67288-92E60	.WASHER	1	
7	09125-04021	.SCREW (4X20)	1	
8	67255-92E50	.ARM, NEUTRAL LOCK	1	
9	67251-92E50	.LEVER	1	
10	67261-92E50	.GRIP	1	
11	67256-92E50	.HOLDER, NEUTRAL LOCK	1	
12	67257-92E00	.CAP, LEVER	1	
13	67242-92E50	.SHAFT, FREE ACC	1	
14	67288-92E20	.WASHER	6	
15	67296-88D10	.SCREW (5X16)	4	
16	67288-92E70	.WASHER	1	
17	67296-88D20	.SCREW (6X35)	3	
18	67295-92E50	.SCREW (6X30)	3	
19	67287-92E50	.NUT	3	
20	09160-06104	.WASHER (6.5X24X2)	3	
21	67296-88D30	.SCREW (5X30)	4	
22	67254-92E50	.COVER, LOCK ARM	1	
23	36890-93J00	.WIRING ASSY	1	
24	67275-95600	.ENG CABLE	2	
25	67273-95600	.SPACER	1	
26	67283-92E50	.DECAL, LEVER	1	
27	67284-92E50	.DECAL, CLUTCH	1	
28	67274-92E50	.BASE	1	
29	67211-92E50	.COVER	1	

FIG.517C

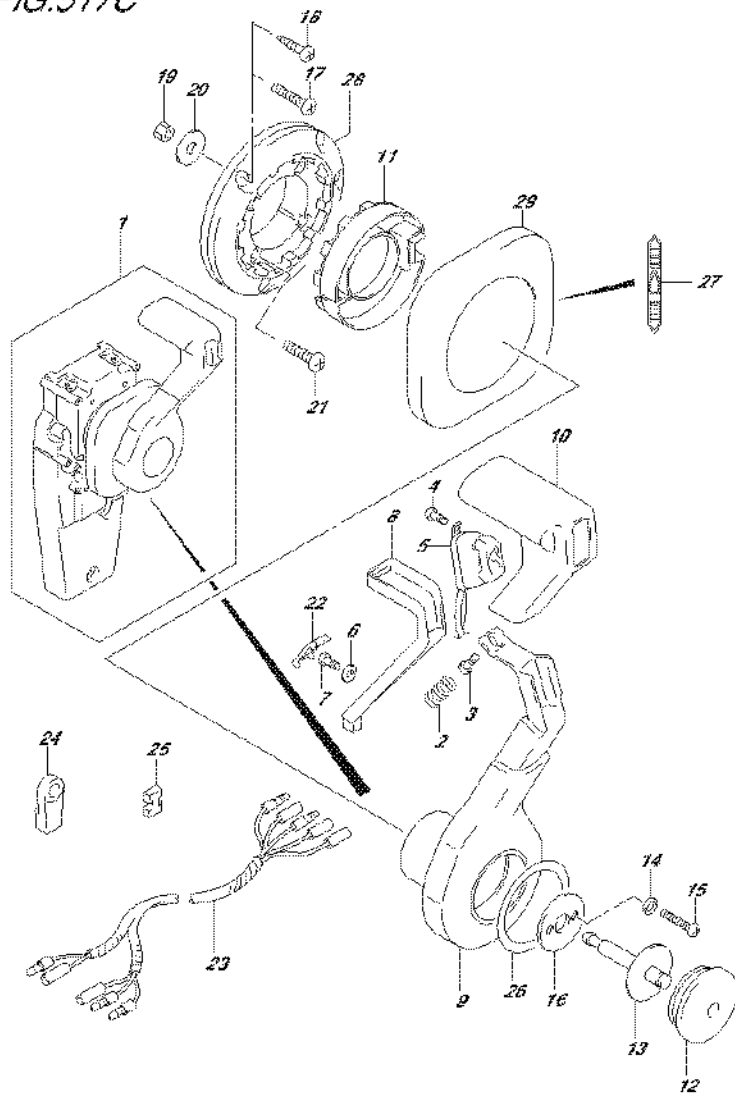


FIG.517C (4-H-14) OPT:CONCEALED REMOCON (1) (DF150Z E01)

REF NO.	PART NO.	DESCRIPTION	Q'TY	REMARKS
1	67200-93J32	REMOTE CONTROL ASSY	1	
2	67298-92E50	.SPRING	1	
3	67296-94310	.SCREW	1	
4	67295-92E10	.SCREW (3X12)	2	
5	37850-92E26	.SWITCH ASSY, PTT	1	
6	67288-92E60	.WASHER	1	
7	09125-04021	.SCREW (4X20)	1	
8	67255-92E50	.ARM, NEUTRAL LOCK	1	
9	67251-92E50	.LEVER	1	
10	67261-92E50	.GRIP	1	
11	67256-92E50	.HOLDER, NEUTRAL LOCK	1	
12	67257-92E00	.CAP, LEVER	1	
13	67242-92E50	.SHAFT, FREE ACC	1	
14	67288-92E20	.WASHER	6	
15	67296-88D10	.SCREW (5X16)	4	
16	67288-92E70	.WASHER	1	
17	67296-88D20	.SCREW (6X35)	3	
18	67295-92E50	.SCREW (6X30)	3	
19	67287-92E50	.NUT	3	
20	09160-06104	.WASHER (6.5X24X2)	3	
21	67296-88D30	.SCREW (5X30)	4	
22	67254-92E50	.COVER, LOCK ARM	1	
23	36890-93J00	.WIRING ASSY	1	
24	67275-95600	.ENG CABLE	2	
25	67273-95600	.SPACER	1	
26	67283-92E50	.DECAL, LEVER	1	
27	67284-92E50	.DECAL, CLUTCH	1	
28	67274-92E50	.BASE	1	
29	67211-92E50	.COVER	1	

FIG.517D

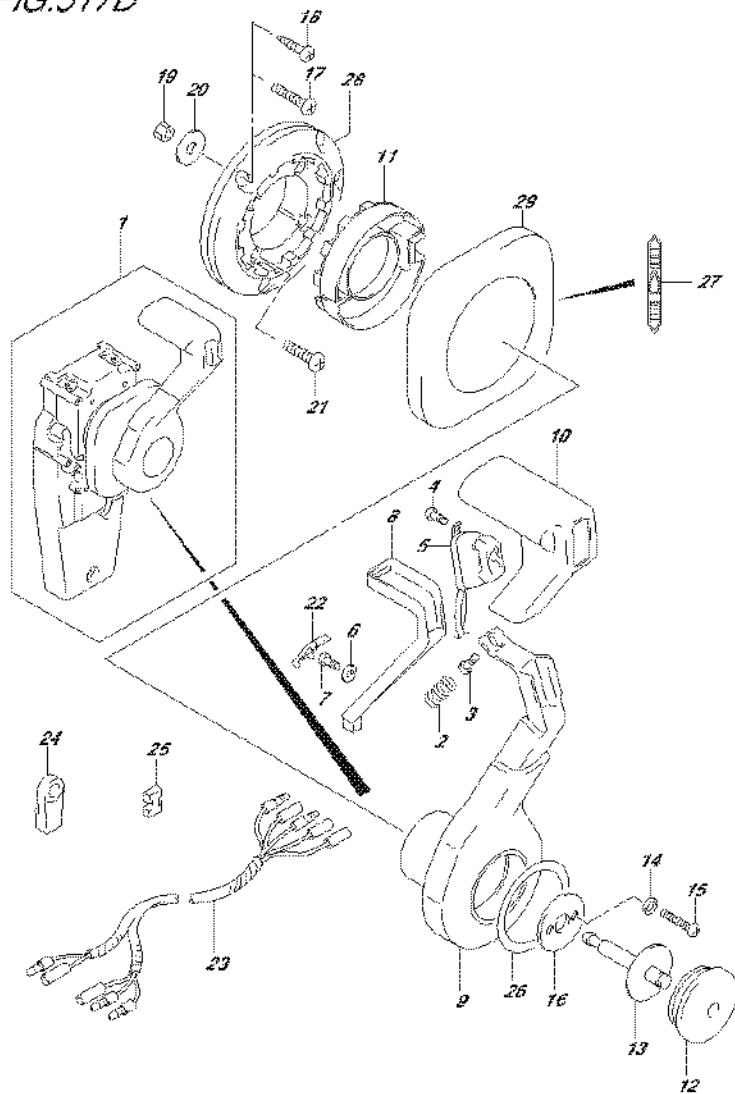


FIG.517D (4-H-15) OPT:CONCEALED REMOCON (1) (DF150Z E40)

REF NO.	PART NO.	DESCRIPTION	Q'TY	REMARKS
1	67200-93J32	REMOTE CONTROL ASSY	1	
2	67298-92E50	.SPRING	1	
3	67296-94310	.SCREW	1	
4	67295-92E10	.SCREW (3X12)	2	
5	37850-92E26	.SWITCH ASSY, PTT	1	
6	67288-92E60	.WASHER	1	
7	09125-04021	.SCREW (4X20)	1	
8	67255-92E50	.ARM, NEUTRAL LOCK	1	
9	67251-92E50	.LEVER	1	
10	67261-92E50	.GRIP	1	
11	67256-92E50	.HOLDER, NEUTRAL LOCK	1	
12	67257-92E00	.CAP, LEVER	1	
13	67242-92E50	.SHAFT, FREE ACC	1	
14	67288-92E20	.WASHER	6	
15	67296-88D10	.SCREW (5X16)	4	
16	67288-92E70	.WASHER	1	
17	67296-88D20	.SCREW (6X35)	3	
18	67295-92E50	.SCREW (6X30)	3	
19	67287-92E50	.NUT	3	
20	09160-06104	.WASHER (6.5X24X2)	3	
21	67296-88D30	.SCREW (5X30)	4	
22	67254-92E50	.COVER, LOCK ARM	1	
23	36890-93J00	.WIRING ASSY	1	
24	67275-95600	.ENG CABLE	2	
25	67273-95600	.SPACER	1	
26	67283-92E50	.DECAL, LEVER	1	
27	67284-92E50	.DECAL, CLUTCH	1	
28	67274-92E50	.BASE	1	
29	67211-92E50	.COVER	1	

FIG.517E

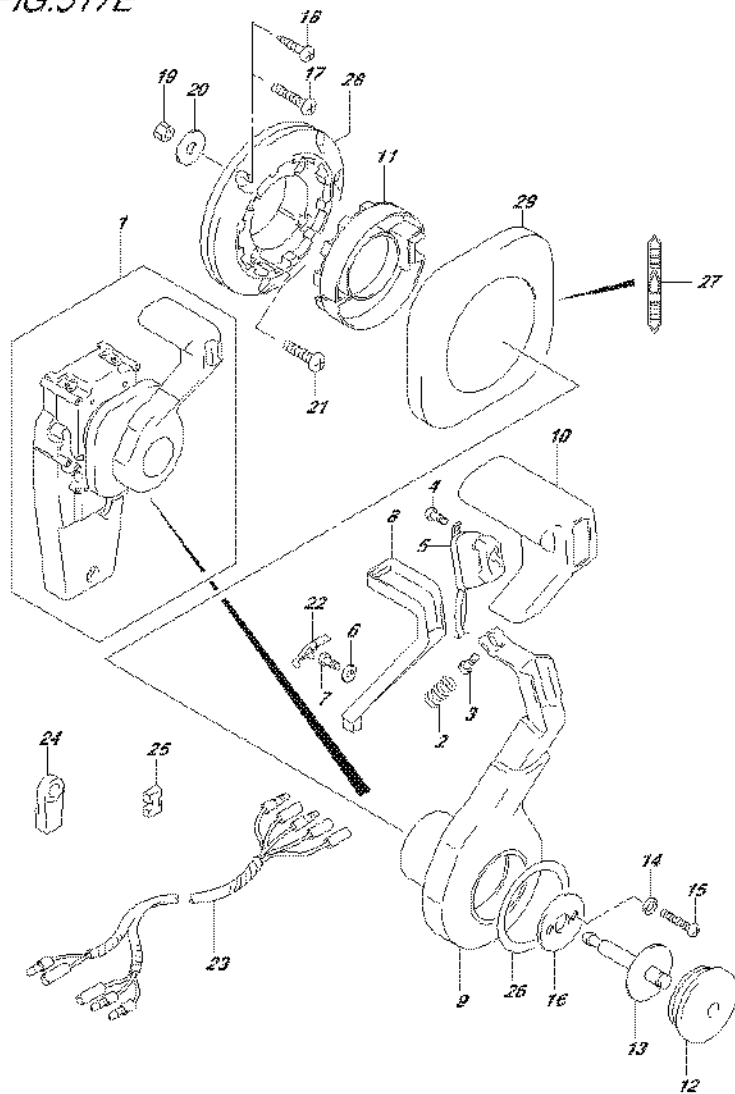


FIG.517E (4-I-2) OPT:CONCEALED REMOCON (1) (DF175T E01)

REF NO.	PART NO.	DESCRIPTION	Q'TY	REMARKS
1	67200-93J32	REMOTE CONTROL ASSY	1	
2	67298-92E50	.SPRING	1	
3	67296-94310	.SCREW	1	
4	67295-92E10	.SCREW (3X12)	2	
5	37850-92E26	.SWITCH ASSY, PTT	1	
6	67288-92E60	.WASHER	1	
7	09125-04021	.SCREW (4X20)	1	
8	67255-92E50	.ARM, NEUTRAL LOCK	1	
9	67251-92E50	.LEVER	1	
10	67261-92E50	.GRIP	1	
11	67256-92E50	.HOLDER, NEUTRAL LOCK	1	
12	67257-92E00	.CAP, LEVER	1	
13	67242-92E50	.SHAFT, FREE ACC	1	
14	67288-92E20	.WASHER	6	
15	67296-88D10	.SCREW (5X16)	4	
16	67288-92E70	.WASHER	1	
17	67296-88D20	.SCREW (6X35)	3	
18	67295-92E50	.SCREW (6X30)	3	
19	67287-92E50	.NUT	3	
20	09160-06104	.WASHER (6.5X24X2)	3	
21	67296-88D30	.SCREW (5X30)	4	
22	67254-92E50	.COVER, LOCK ARM	1	
23	36890-93J00	.WIRING ASSY	1	
24	67275-95600	.ENG CABLE	2	
25	67273-95600	.SPACER	1	
26	67283-92E50	.DECAL, LEVER	1	
27	67284-92E50	.DECAL, CLUTCH	1	
28	67274-92E50	.BASE	1	
29	67211-92E50	.COVER	1	

FIG.517F

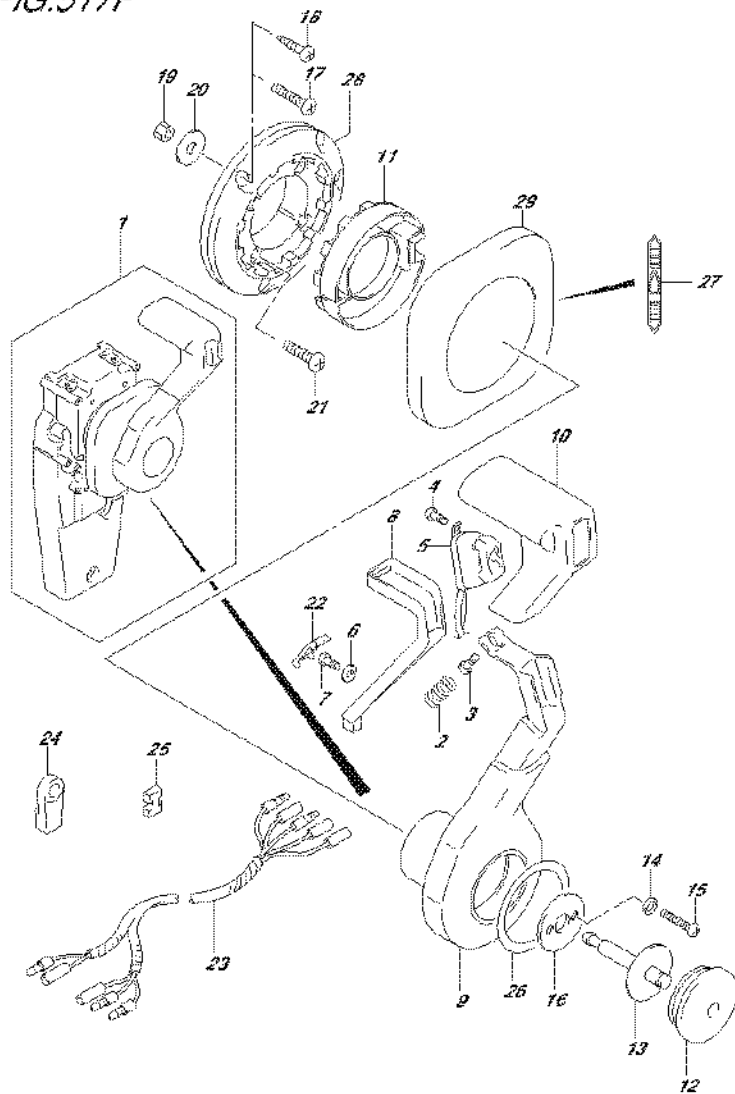


FIG.517F (4-I-3) OPT:CONCEALED REMOCON (1) (DF175T E40)

REF NO.	PART NO.	DESCRIPTION	Q'TY	REMARKS
1	67200-93J32	REMOTE CONTROL ASSY	1	
2	67298-92E50	.SPRING	1	
3	67296-94310	.SCREW	1	
4	67295-92E10	.SCREW (3X12)	2	
5	37850-92E26	.SWITCH ASSY, PTT	1	
6	67288-92E60	.WASHER	1	
7	09125-04021	.SCREW (4X20)	1	
8	67255-92E50	.ARM, NEUTRAL LOCK	1	
9	67251-92E50	.LEVER	1	
10	67261-92E50	.GRIP	1	
11	67256-92E50	.HOLDER, NEUTRAL LOCK	1	
12	67257-92E00	.CAP, LEVER	1	
13	67242-92E50	.SHAFT, FREE ACC	1	
14	67288-92E20	.WASHER	6	
15	67296-88D10	.SCREW (5X16)	4	
16	67288-92E70	.WASHER	1	
17	67296-88D20	.SCREW (6X35)	3	
18	67295-92E50	.SCREW (6X30)	3	
19	67287-92E50	.NUT	3	
20	09160-06104	.WASHER (6.5X24X2)	3	
21	67296-88D30	.SCREW (5X30)	4	
22	67254-92E50	.COVER, LOCK ARM	1	
23	36890-93J00	.WIRING ASSY	1	
24	67275-95600	.ENG CABLE	2	
25	67273-95600	.SPACER	1	
26	67283-92E50	.DECAL, LEVER	1	
27	67284-92E50	.DECAL, CLUTCH	1	
28	67274-92E50	.BASE	1	
29	67211-92E50	.COVER	1	

FIG.517G

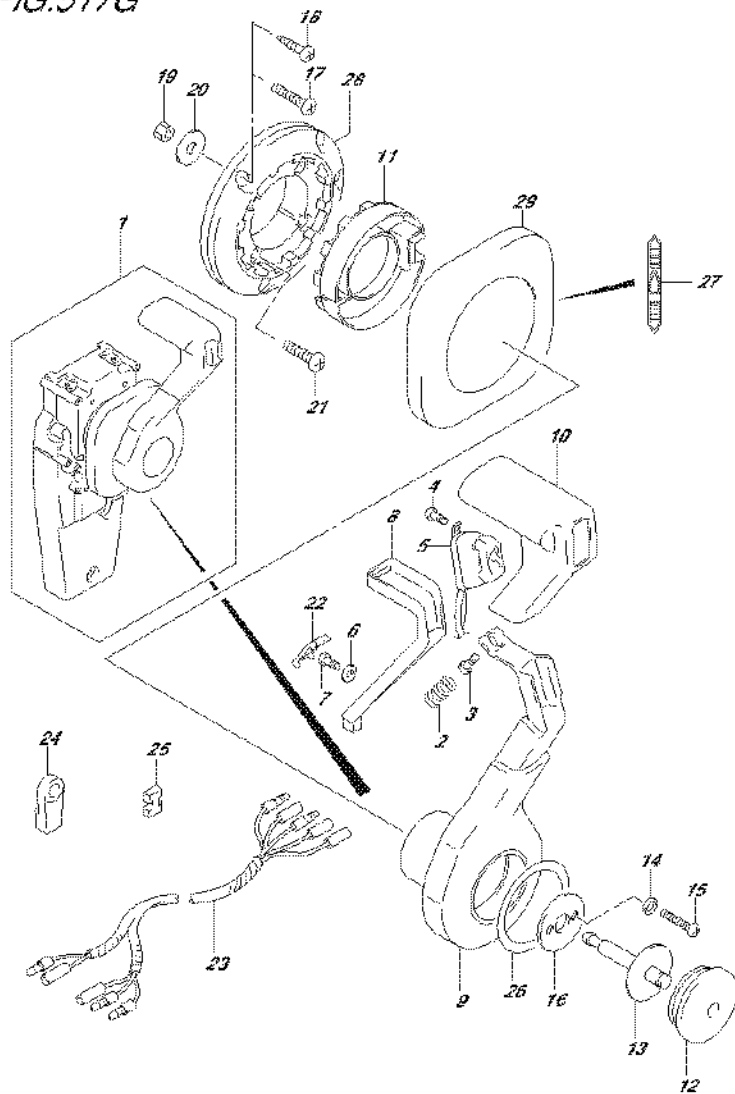


FIG.517G (4-I-4) OPT:CONCEALED REMOCON (1) (DF175Z E01)

REF NO.	PART NO.	DESCRIPTION	Q'TY	REMARKS
1	67200-93J32	REMOTE CONTROL ASSY	1	
2	67298-92E50	.SPRING	1	
3	67296-94310	.SCREW	1	
4	67295-92E10	.SCREW (3X12)	2	
5	37850-92E26	.SWITCH ASSY, PTT	1	
6	67288-92E60	.WASHER	1	
7	09125-04021	.SCREW (4X20)	1	
8	67255-92E50	.ARM, NEUTRAL LOCK	1	
9	67251-92E50	.LEVER	1	
10	67261-92E50	.GRIP	1	
11	67256-92E50	.HOLDER, NEUTRAL LOCK	1	
12	67257-92E00	.CAP, LEVER	1	
13	67242-92E50	.SHAFT, FREE ACC	1	
14	67288-92E20	.WASHER	6	
15	67296-88D10	.SCREW (5X16)	4	
16	67288-92E70	.WASHER	1	
17	67296-88D20	.SCREW (6X35)	3	
18	67295-92E50	.SCREW (6X30)	3	
19	67287-92E50	.NUT	3	
20	09160-06104	.WASHER (6.5X24X2)	3	
21	67296-88D30	.SCREW (5X30)	4	
22	67254-92E50	.COVER, LOCK ARM	1	
23	36890-93J00	.WIRING ASSY	1	
24	67275-95600	.ENG CABLE	2	
25	67273-95600	.SPACER	1	
26	67283-92E50	.DECAL, LEVER	1	
27	67284-92E50	.DECAL, CLUTCH	1	
28	67274-92E50	.BASE	1	
29	67211-92E50	.COVER	1	

FIG.517H

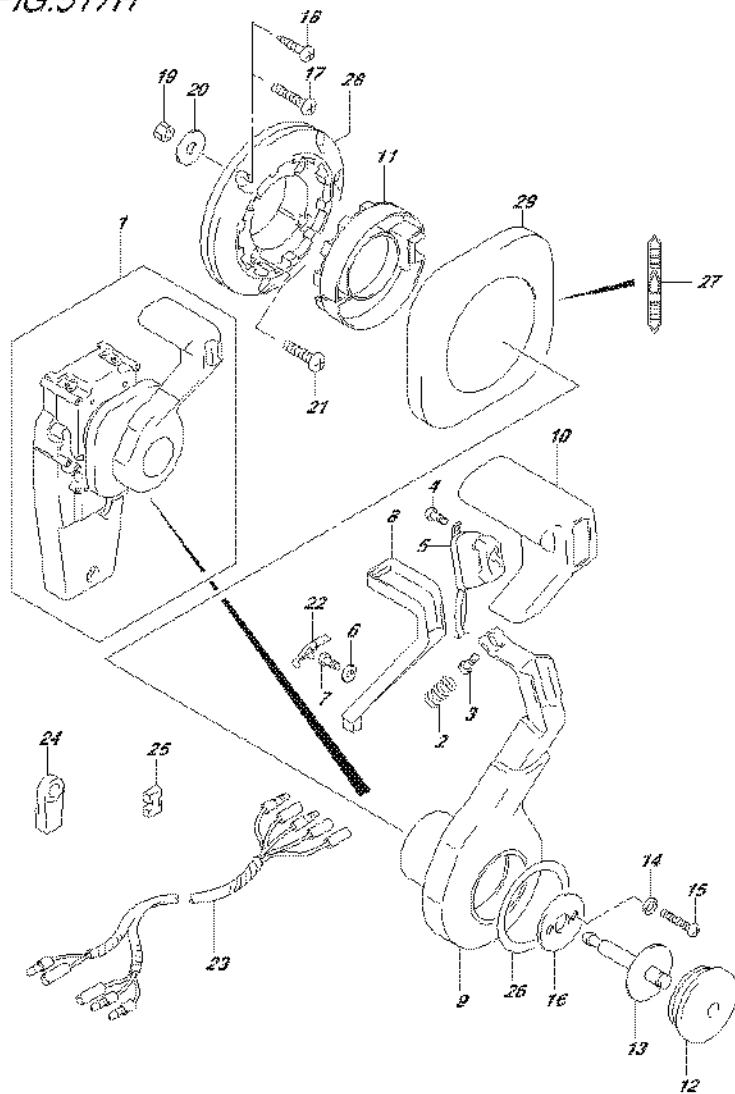
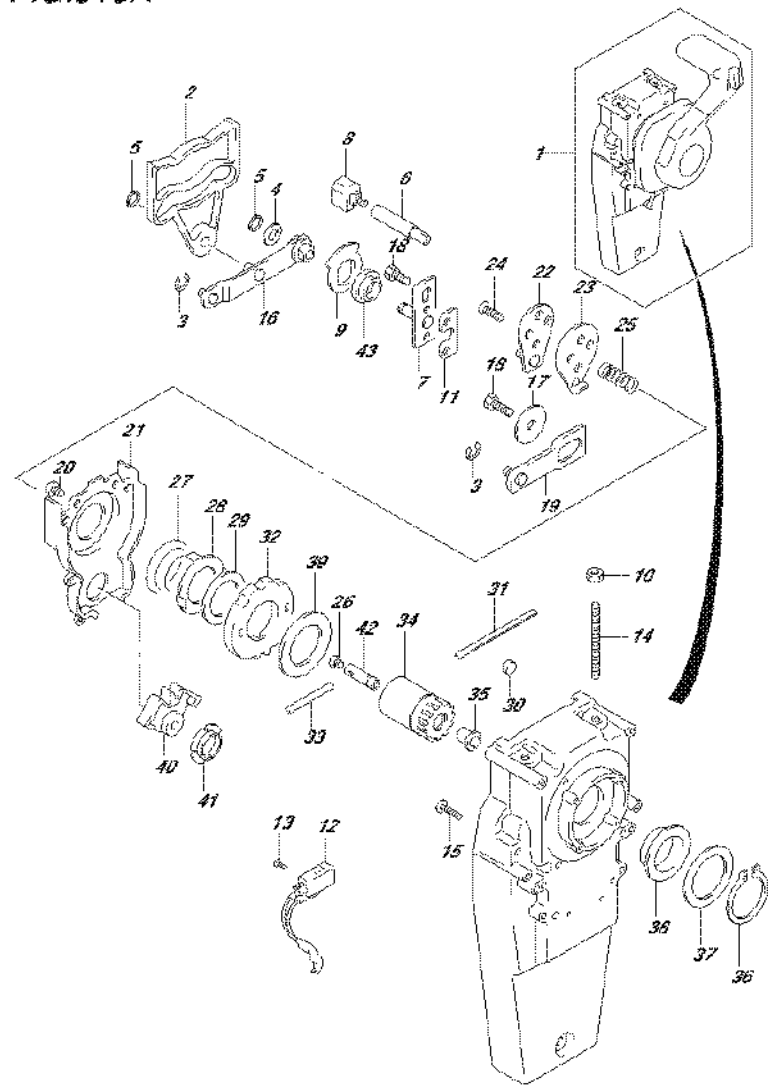


FIG.517H (4-I-5) OPT:CONCEALED REMOCON (1) (DF175Z E40)

REF NO.	PART NO.	DESCRIPTION	Q'TY	REMARKS
1	67200-93J32	REMOTE CONTROL ASSY	1	
2	67298-92E50	.SPRING	1	
3	67296-94310	.SCREW	1	
4	67295-92E10	.SCREW (3X12)	2	
5	37850-92E26	.SWITCH ASSY, PTT	1	
6	67288-92E60	.WASHER	1	
7	09125-04021	.SCREW (4X20)	1	
8	67255-92E50	.ARM, NEUTRAL LOCK	1	
9	67251-92E50	.LEVER	1	
10	67261-92E50	.GRIP	1	
11	67256-92E50	.HOLDER, NEUTRAL LOCK	1	
12	67257-92E00	.CAP, LEVER	1	
13	67242-92E50	.SHAFT, FREE ACC	1	
14	67288-92E20	.WASHER	6	
15	67296-88D10	.SCREW (5X16)	4	
16	67288-92E70	.WASHER	1	
17	67296-88D20	.SCREW (6X35)	3	
18	67295-92E50	.SCREW (6X30)	3	
19	67287-92E50	.NUT	3	
20	09160-06104	.WASHER (6.5X24X2)	3	
21	67296-88D30	.SCREW (5X30)	4	
22	67254-92E50	.COVER, LOCK ARM	1	
23	36890-93J00	.WIRING ASSY	1	
24	67275-95600	.ENG CABLE	2	
25	67273-95600	.SPACER	1	
26	67283-92E50	.DECAL, LEVER	1	
27	67284-92E50	.DECAL, CLUTCH	1	
28	67274-92E50	.BASE	1	
29	67211-92E50	.COVER	1	

FIG.518A



DF175_E01_016_518A
OPT:CONCEALED REMOCON (2)

FIG.518A (4-I-6) OPT:CONCEALED REMOCON (2) (DF150T E01)

REF NO.	PART NO.	DESCRIPTION	Q'TY	REMARKS
1	67200-93J32	REMOTE CONTROL ASSY	1	
2	67222-92E50	.DUEL PLATE	1	
3	67292-94300	.E RING	3	
4	67288-92E10	.WASHER	1	
5	67291-92E00	.SNAP RING	2	
6	67223-92E50	.BRAKE ADJUST	1	
7	67221-92E50	.HOLDER ASSY	1	
8	67224-92E50	.BRAKE SHOE ASSY	1	
9	67225-92E50	.DISK, BRAKE	1	
10	09140-06020	.NUT	2	
11	67294-92E00	.SPACER	1	
12	37721-95500	.SWITCH ASSY, NEUTRAL	1	
13	67296-92E11	.SCREW (3X15)	2	
14	67226-92E10	.BOLT, STOPPER (REAR)	2	
15	67296-92E20	.SCREW (5X25)	2	
16	67240-92E50	ARM ASSY, THROTTLE	1	
17	67228-92E00	.WASHER	1	
18	67286-92E00	.BOLT (6X18)	3	
19	67230-92E00	ARM ASSY, SHIFT	1	
20	09125-05042	.SCREW (5X10)	11	
21	67234-92E00	.GEAR CASE	1	
22	67245-92E00	LEVER ASSY, THROTTLE	1	
23	67227-92E00	.STOPPER	1	
24	67296-88D10	.SCREW (6X20)	2	
25	67225-92E00	.SPRING	1	
26	09125-04004	.SCREW (4X6)	1	
27	67233-92E00	.SPRING	1	
28	67235-92E00	.PLATE, SHIFT LOCK	1	
29	67239-92E10	.PLATE, SHIFT PIN	1	
30	67236-92E00	.ROLLER	1	
31	67237-92E01	.SPRING	5	
32	67238-92E50	.GEAR, DRIVE	1	
33	67239-92E00	.PIN	1	
34	67246-92E50	.SHAFT, DRIVE	1	

DF175_E01_016

FIG.518A

FIG.518A (4-I-7) OPT:CONCEALED REMOCON (2) (DF150T E01)

REF NO.	PART NO.	DESCRIPTION	Q'TY	REMARKS
35	67252-92E00	.BUSH	1	
36	67291-92E10	.SNAP RING	1	
37	67253-92E10	.WASHER	1	
38	67252-92E10	.BUSH	1	
39	67253-95600	.WASHER	1	
40	67231-92E00	.GEAR, SHIFT	1	
41	67232-95600	.BUSH	1	
42	67241-92E50	.ROD, FREE ACC	1	
43	67232-92E50	.BUSH	1	

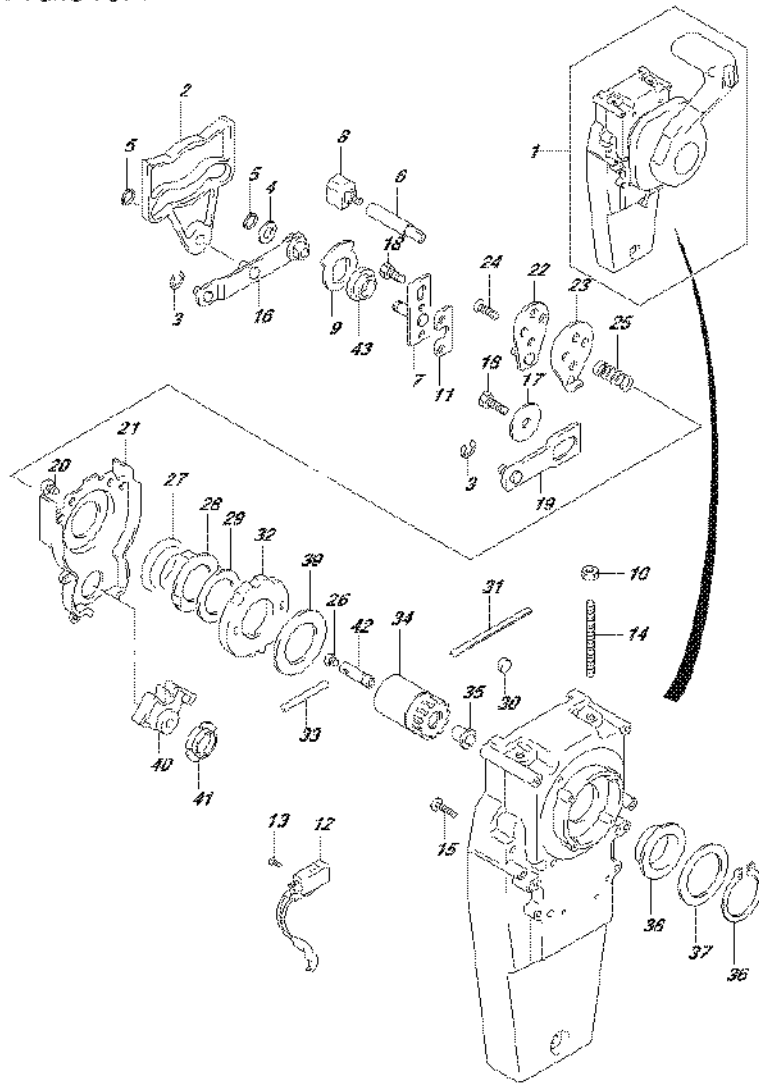
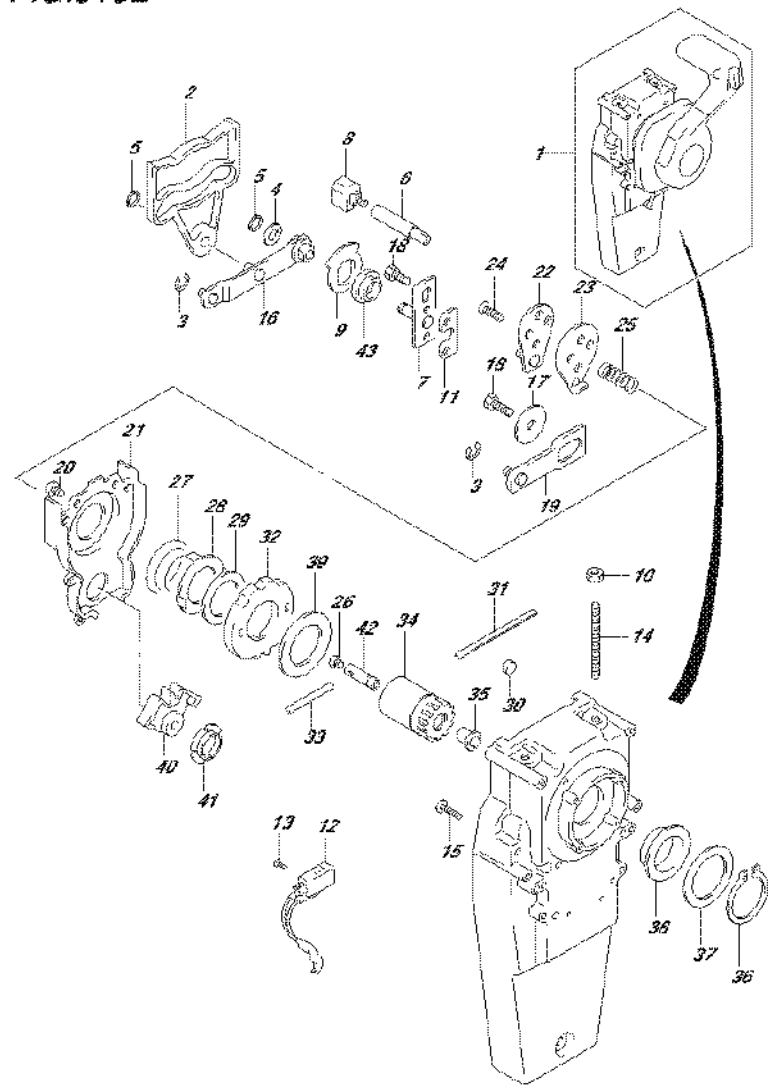


FIG.518B

FIG.518B (4-I-8) OPT:CONCEALED REMOCON (2) (DF150T E40)



REF NO.	PART NO.	DESCRIPTION	Q'TY	REMARKS
1	67200-93J32	REMOTE CONTROL ASSY	1	
2	67222-92E50	.DUEL PLATE	1	
3	67292-94300	.E RING	3	
4	67288-92E10	.WASHER	1	
5	67291-92E00	.SNAP RING	2	
6	67223-92E50	.BRAKE ADJUST	1	
7	67221-92E50	.HOLDER ASSY	1	
8	67224-92E50	.BRAKE SHOE ASSY	1	
9	67225-92E50	.DISK, BRAKE	1	
10	09140-06020	.NUT	2	
11	67294-92E00	.SPACER	1	
12	37721-95500	.SWITCH ASSY, NEUTRAL	1	
13	67296-92E11	.SCREW (3X15)	2	
14	67226-92E10	.BOLT, STOPPER (REAR)	2	
15	67296-92E20	.SCREW (5X25)	2	
16	67240-92E50	ARM ASSY, THROTTLE	1	
17	67228-92E00	.WASHER	1	
18	67286-92E00	.BOLT (6X18)	3	
19	67230-92E00	ARM ASSY, SHIFT	1	
20	09125-05042	.SCREW (5X10)	11	
21	67234-92E00	.GEAR CASE	1	
22	67245-92E00	LEVER ASSY, THROTTLE	1	
23	67227-92E00	.STOPPER	1	
24	67296-88D10	.SCREW (6X20)	2	
25	67225-92E00	.SPRING	1	
26	09125-04004	.SCREW (4X6)	1	
27	67233-92E00	.SPRING	1	
28	67235-92E00	.PLATE, SHIFT LOCK	1	
29	67239-92E10	.PLATE, SHIFT PIN	1	
30	67236-92E00	.ROLLER	1	
31	67237-92E01	.SPRING	5	
32	67238-92E50	.GEAR, DRIVE	1	
33	67239-92E00	.PIN	1	
34	67246-92E50	.SHAFT, DRIVE	1	

FIG.518B

FIG.518B (4-I-9) OPT:CONCEALED REMOCON (2) (DF150T E40)

REF NO.	PART NO.	DESCRIPTION	Q'TY	REMARKS
35	67252-92E00	.BUSH	1	
36	67291-92E10	.SNAP RING	1	
37	67253-92E10	.WASHER	1	
38	67252-92E10	.BUSH	1	
39	67253-95600	.WASHER	1	
40	67231-92E00	.GEAR, SHIFT	1	
41	67232-95600	.BUSH	1	
42	67241-92E50	.ROD, FREE ACC	1	
43	67232-92E50	.BUSH	1	

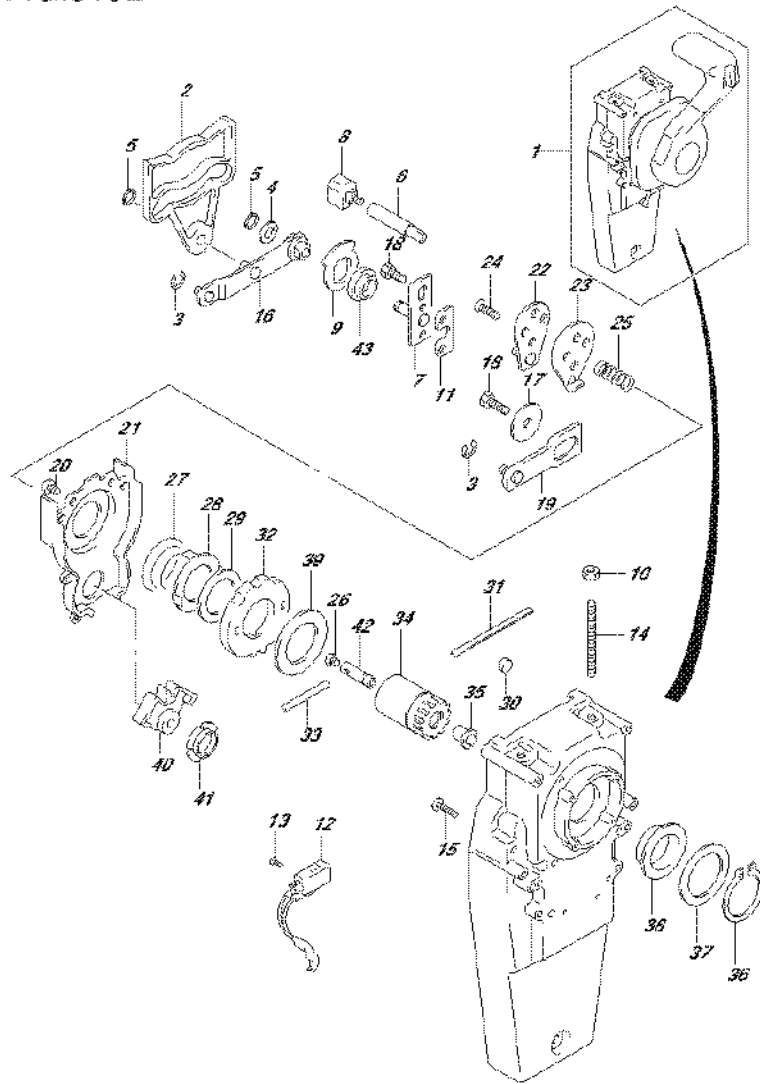


FIG.518C

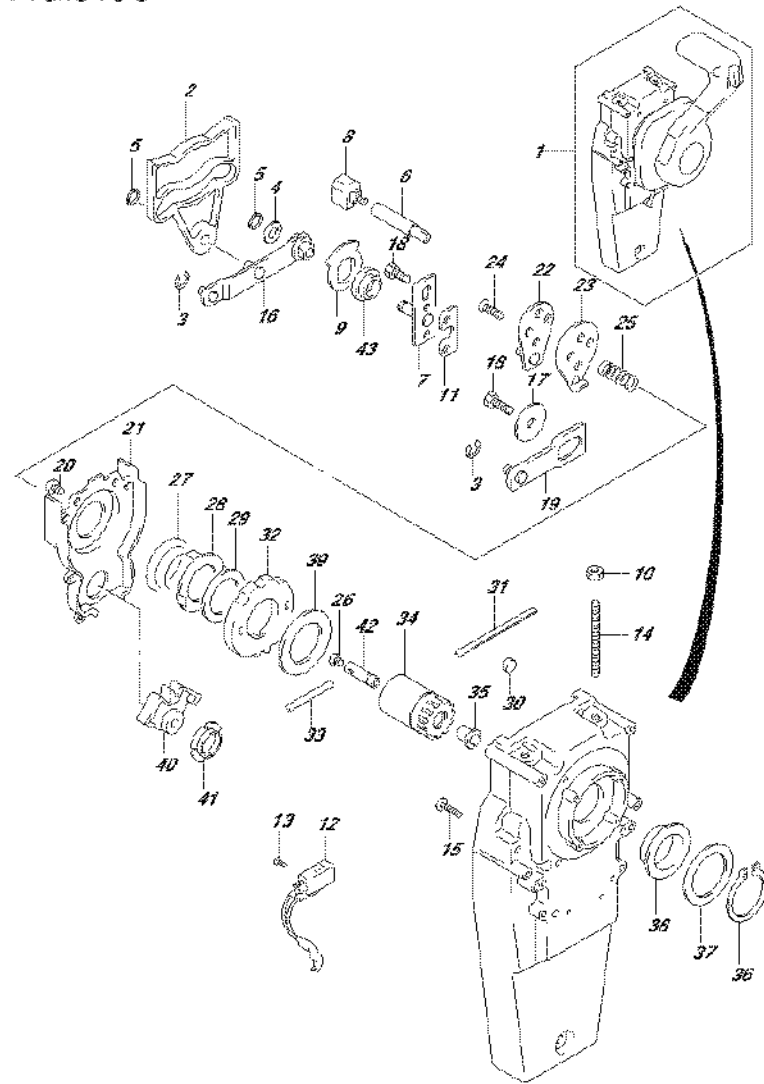


FIG.518C (4-I-10) OPT:CONCEALED REMOCON (2) (DF150Z E01)

REF NO.	PART NO.	DESCRIPTION	Q'TY	REMARKS
1	67200-93J32	REMOTE CONTROL ASSY	1	
2	67222-92E50	.DUEL PLATE	1	
3	67292-94300	.E RING	3	
4	67288-92E10	.WASHER	1	
5	67291-92E00	.SNAP RING	2	
6	67223-92E50	.BRAKE ADJUST	1	
7	67221-92E50	.HOLDER ASSY	1	
8	67224-92E50	.BRAKE SHOE ASSY	1	
9	67225-92E50	.DISK, BRAKE	1	
10	09140-06020	.NUT	2	
11	67294-92E00	.SPACER	1	
12	37721-95500	.SWITCH ASSY, NEUTRAL	1	
13	67296-92E11	.SCREW (3X15)	2	
14	67226-92E10	.BOLT, STOPPER (REAR)	2	
15	67296-92E20	.SCREW (5X25)	2	
16	67240-92E50	ARM ASSY, THROTTLE	1	
17	67228-92E00	.WASHER	1	
18	67286-92E00	.BOLT (6X18)	3	
19	67230-92E00	ARM ASSY, SHIFT	1	
20	09125-05042	.SCREW (5X10)	11	
21	67234-92E00	.GEAR CASE	1	
22	67245-92E00	LEVER ASSY, THROTTLE	1	
23	67227-92E00	.STOPPER	1	
24	67296-88D10	.SCREW (6X20)	2	
25	67225-92E00	.SPRING	1	
26	09125-04004	.SCREW (4X6)	1	
27	67233-92E00	.SPRING	1	
28	67235-92E00	.PLATE, SHIFT LOCK	1	
29	67239-92E10	.PLATE, SHIFT PIN	1	
30	67236-92E00	.ROLLER	1	
31	67237-92E01	.SPRING	5	
32	67238-92E50	.GEAR, DRIVE	1	
33	67239-92E00	.PIN	1	
34	67246-92E50	.SHAFT, DRIVE	1	

FIG.518C

FIG.518C (4-I-11) OPT:CONCEALED REMOCON (2) (DF150Z E01)

REF NO.	PART NO.	DESCRIPTION	Q'TY	REMARKS
35	67252-92E00	.BUSH	1	
36	67291-92E10	.SNAP RING	1	
37	67253-92E10	.WASHER	1	
38	67252-92E10	.BUSH	1	
39	67253-95600	.WASHER	1	
40	67231-92E00	.GEAR, SHIFT	1	
41	67232-95600	.BUSH	1	
42	67241-92E50	.ROD, FREE ACC	1	
43	67232-92E50	.BUSH	1	

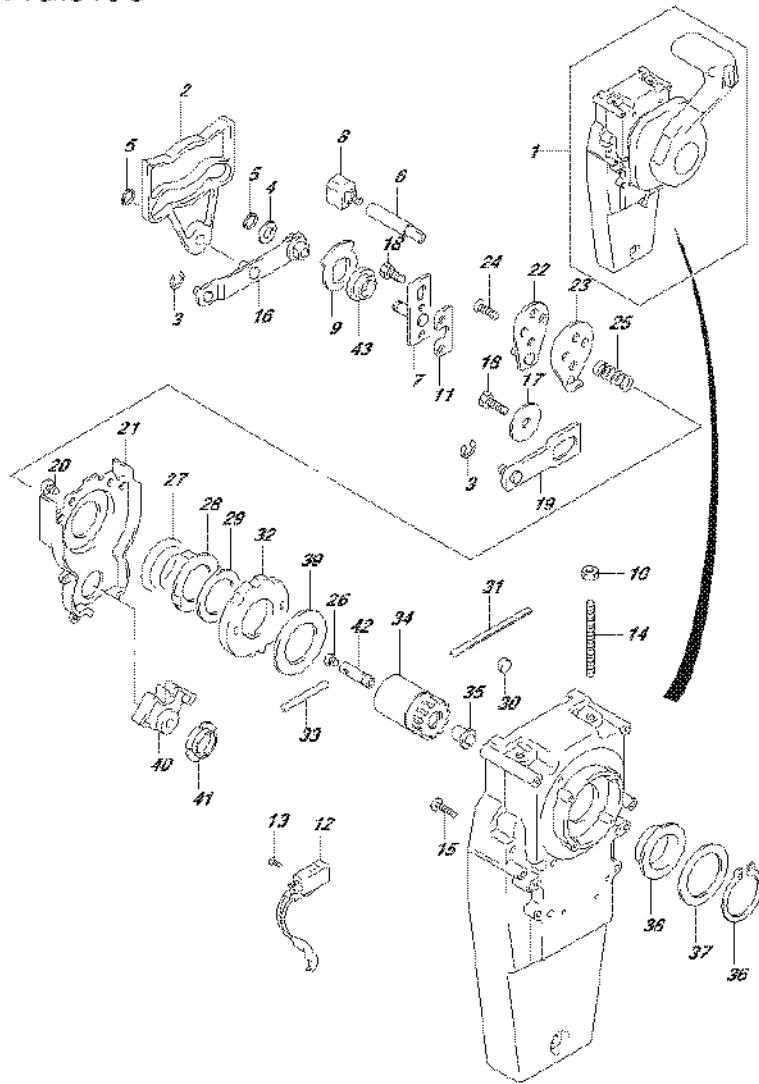


FIG.518D

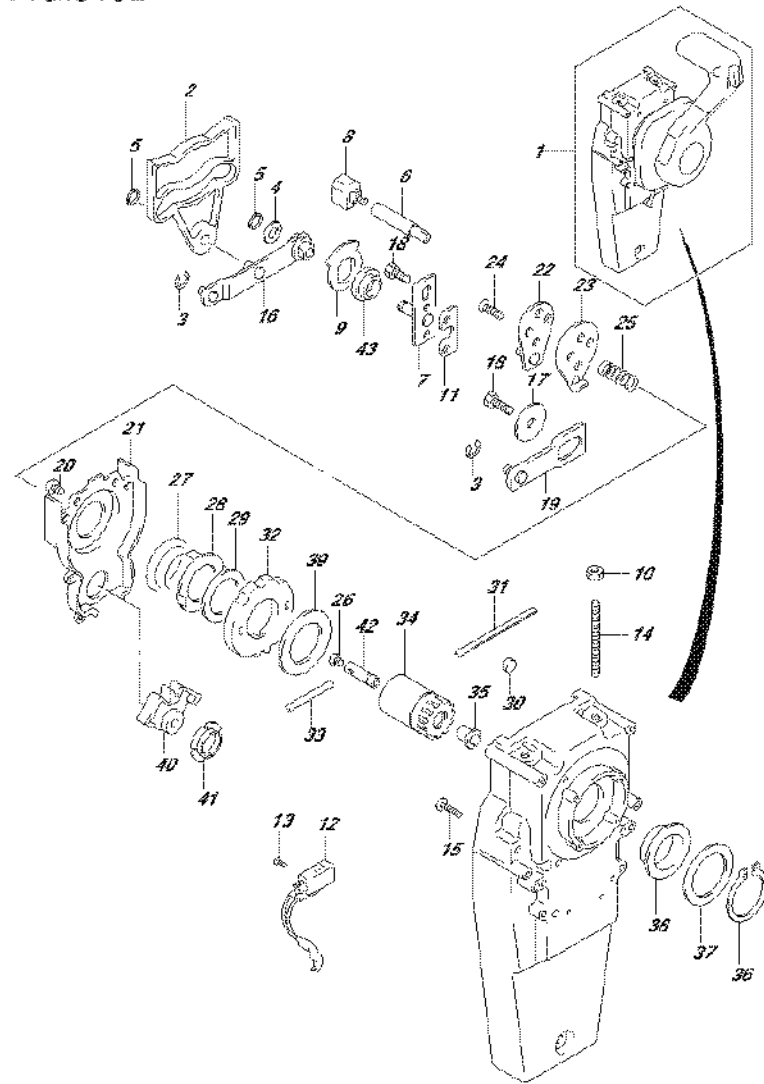


FIG.518D (4-I-12) OPT:CONCEALED REMOCON (2) (DF150Z E40)

REF NO.	PART NO.	DESCRIPTION	Q'TY	REMARKS
1	67200-93J32	REMOTE CONTROL ASSY	1	
2	67222-92E50	.DUEL PLATE	1	
3	67292-94300	.E RING	3	
4	67288-92E10	.WASHER	1	
5	67291-92E00	.SNAP RING	2	
6	67223-92E50	.BRAKE ADJUST	1	
7	67221-92E50	.HOLDER ASSY	1	
8	67224-92E50	.BRAKE SHOE ASSY	1	
9	67225-92E50	.DISK, BRAKE	1	
10	09140-06020	.NUT	2	
11	67294-92E00	.SPACER	1	
12	37721-95500	.SWITCH ASSY, NEUTRAL	1	
13	67296-92E11	.SCREW (3X15)	2	
14	67226-92E10	.BOLT, STOPPER (REAR)	2	
15	67296-92E20	.SCREW (5X25)	2	
16	67240-92E50	ARM ASSY, THROTTLE	1	
17	67228-92E00	.WASHER	1	
18	67286-92E00	.BOLT (6X18)	3	
19	67230-92E00	ARM ASSY, SHIFT	1	
20	09125-05042	.SCREW (5X10)	11	
21	67234-92E00	.GEAR CASE	1	
22	67245-92E00	LEVER ASSY, THROTTLE	1	
23	67227-92E00	.STOPPER	1	
24	67296-88D10	.SCREW (6X20)	2	
25	67225-92E00	.SPRING	1	
26	09125-04004	.SCREW (4X6)	1	
27	67233-92E00	.SPRING	1	
28	67235-92E00	.PLATE, SHIFT LOCK	1	
29	67239-92E10	.PLATE, SHIFT PIN	1	
30	67236-92E00	.ROLLER	1	
31	67237-92E01	.SPRING	5	
32	67238-92E50	.GEAR, DRIVE	1	
33	67239-92E00	.PIN	1	
34	67246-92E50	.SHAFT, DRIVE	1	

FIG.518D

FIG.518D (4-I-13) OPT:CONCEALED REMOCON (2) (DF150Z E40)

REF NO.	PART NO.	DESCRIPTION	Q'TY	REMARKS
35	67252-92E00	.BUSH	1	
36	67291-92E10	.SNAP RING	1	
37	67253-92E10	.WASHER	1	
38	67252-92E10	.BUSH	1	
39	67253-95600	.WASHER	1	
40	67231-92E00	.GEAR, SHIFT	1	
41	67232-95600	.BUSH	1	
42	67241-92E50	.ROD, FREE ACC	1	
43	67232-92E50	.BUSH	1	

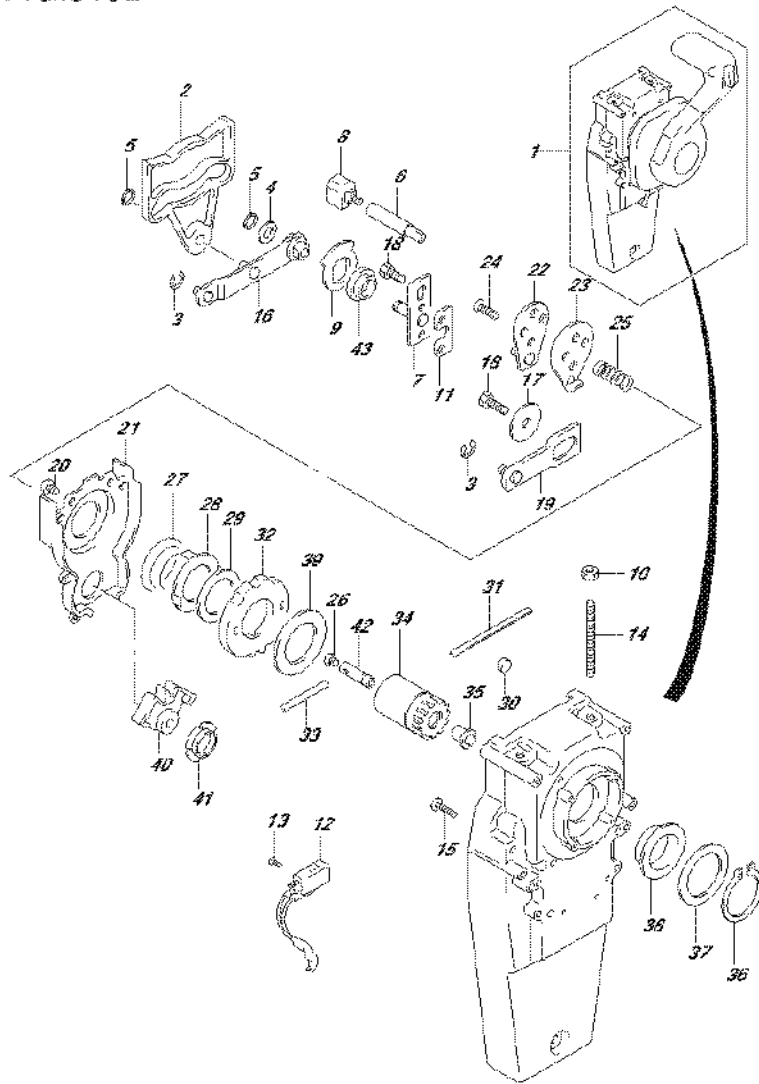


FIG.518E

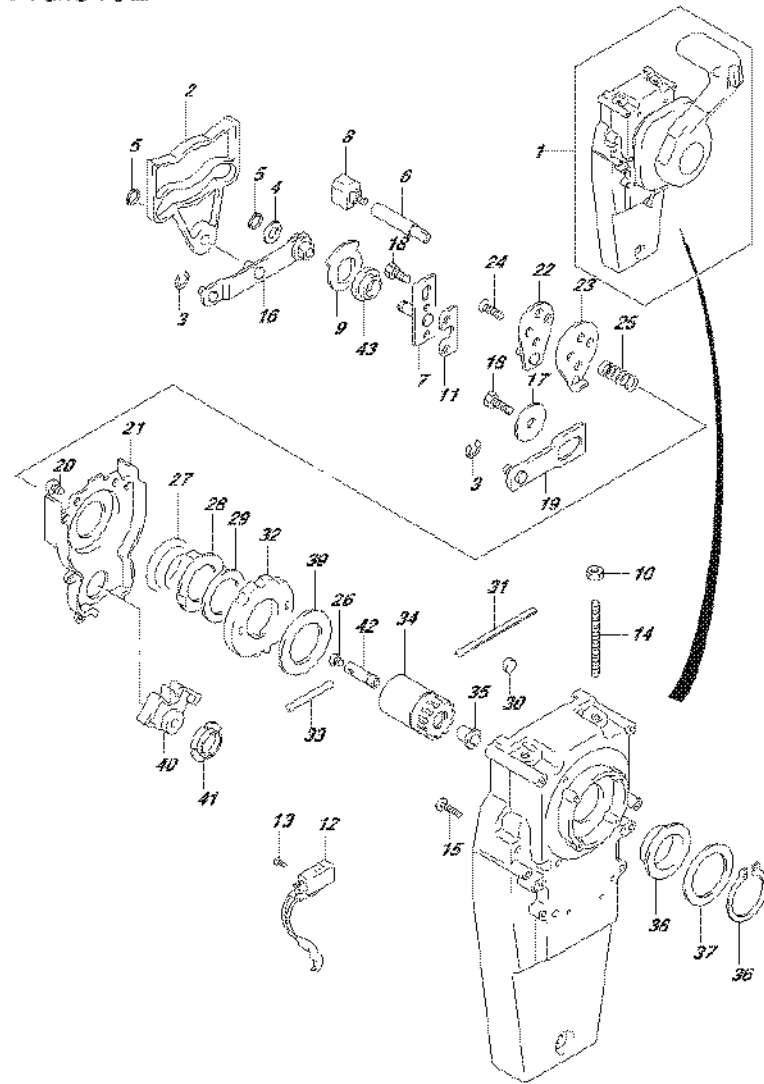


FIG.518E (4-I-14) OPT:CONCEALED REMOCON (2) (DF175T E01)

REF NO.	PART NO.	DESCRIPTION	Q'TY	REMARKS
1	67200-93J32	REMOTE CONTROL ASSY	1	
2	67222-92E50	.DUEL PLATE	1	
3	67292-94300	.E RING	3	
4	67288-92E10	.WASHER	1	
5	67291-92E00	.SNAP RING	2	
6	67223-92E50	.BRAKE ADJUST	1	
7	67221-92E50	.HOLDER ASSY	1	
8	67224-92E50	.BRAKE SHOE ASSY	1	
9	67225-92E50	.DISK, BRAKE	1	
10	09140-06020	.NUT	2	
11	67294-92E00	.SPACER	1	
12	37721-95500	.SWITCH ASSY, NEUTRAL	1	
13	67296-92E11	.SCREW (3X15)	2	
14	67226-92E10	.BOLT, STOPPER (REAR)	2	
15	67296-92E20	.SCREW (5X25)	2	
16	67240-92E50	ARM ASSY, THROTTLE	1	
17	67228-92E00	.WASHER	1	
18	67286-92E00	.BOLT (6X18)	3	
19	67230-92E00	ARM ASSY, SHIFT	1	
20	09125-05042	.SCREW (5X10)	11	
21	67234-92E00	.GEAR CASE	1	
22	67245-92E00	LEVER ASSY, THROTTLE	1	
23	67227-92E00	.STOPPER	1	
24	67296-88D10	.SCREW (6X20)	2	
25	67225-92E00	.SPRING	1	
26	09125-04004	.SCREW (4X6)	1	
27	67233-92E00	.SPRING	1	
28	67235-92E00	.PLATE, SHIFT LOCK	1	
29	67239-92E10	.PLATE, SHIFT PIN	1	
30	67236-92E00	.ROLLER	1	
31	67237-92E01	.SPRING	5	
32	67238-92E50	.GEAR, DRIVE	1	
33	67239-92E00	.PIN	1	
34	67246-92E50	.SHAFT, DRIVE	1	

FIG.518E

FIG.518E (4-I-15) OPT:CONCEALED REMOCON (2) (DF175T E01)

REF NO.	PART NO.	DESCRIPTION	Q'TY	REMARKS
35	67252-92E00	.BUSH	1	
36	67291-92E10	.SNAP RING	1	
37	67253-92E10	.WASHER	1	
38	67252-92E10	.BUSH	1	
39	67253-95600	.WASHER	1	
40	67231-92E00	.GEAR, SHIFT	1	
41	67232-95600	.BUSH	1	
42	67241-92E50	.ROD, FREE ACC	1	
43	67232-92E50	.BUSH	1	

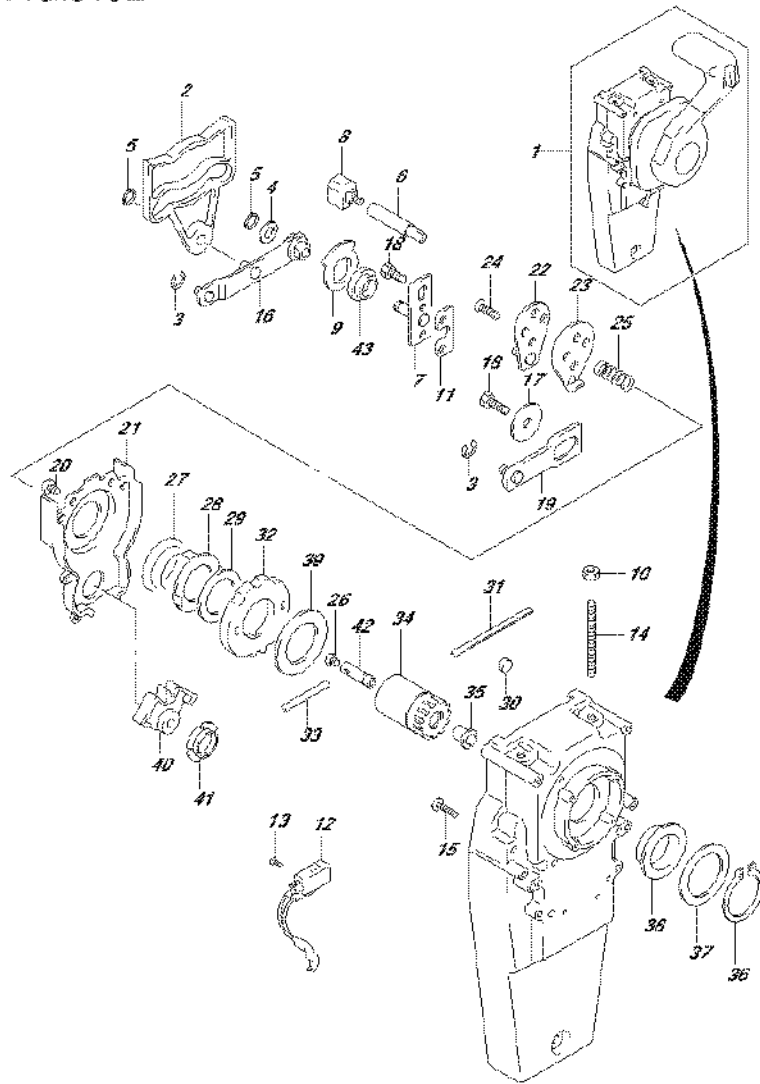
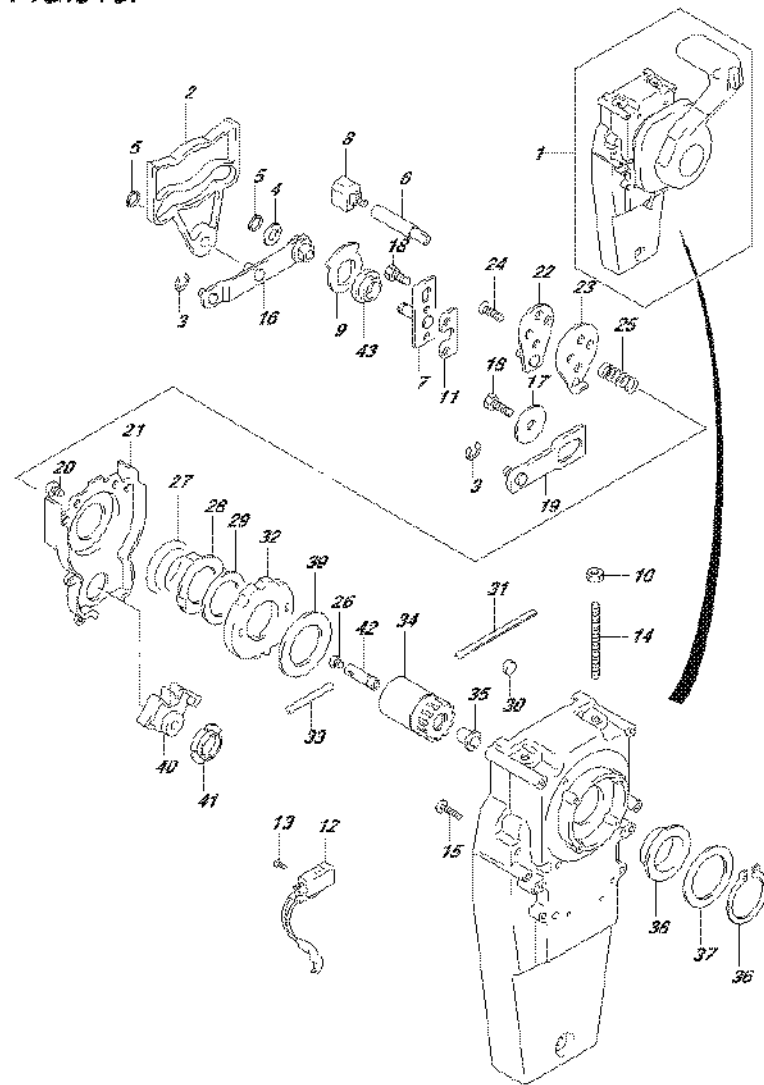


FIG.518F

FIG.518F (4-J-2) OPT:CONCEALED REMOCON (2) (DF175T E40)



REF NO.	PART NO.	DESCRIPTION	Q'TY	REMARKS
1	67200-93J32	REMOTE CONTROL ASSY	1	
2	67222-92E50	.DUEL PLATE	1	
3	67292-94300	.E RING	3	
4	67288-92E10	.WASHER	1	
5	67291-92E00	.SNAP RING	2	
6	67223-92E50	.BRAKE ADJUST	1	
7	67221-92E50	.HOLDER ASSY	1	
8	67224-92E50	.BRAKE SHOE ASSY	1	
9	67225-92E50	.DISK, BRAKE	1	
10	09140-06020	.NUT	2	
11	67294-92E00	.SPACER	1	
12	37721-95500	.SWITCH ASSY, NEUTRAL	1	
13	67296-92E11	.SCREW (3X15)	2	
14	67226-92E10	.BOLT, STOPPER (REAR)	2	
15	67296-92E20	.SCREW (5X25)	2	
16	67240-92E50	ARM ASSY, THROTTLE	1	
17	67228-92E00	.WASHER	1	
18	67286-92E00	.BOLT (6X18)	3	
19	67230-92E00	ARM ASSY, SHIFT	1	
20	09125-05042	.SCREW (5X10)	11	
21	67234-92E00	.GEAR CASE	1	
22	67245-92E00	LEVER ASSY, THROTTLE	1	
23	67227-92E00	.STOPPER	1	
24	67296-88D10	.SCREW (6X20)	2	
25	67225-92E00	.SPRING	1	
26	09125-04004	.SCREW (4X6)	1	
27	67233-92E00	.SPRING	1	
28	67235-92E00	.PLATE, SHIFT LOCK	1	
29	67239-92E10	.PLATE, SHIFT PIN	1	
30	67236-92E00	.ROLLER	1	
31	67237-92E01	.SPRING	5	
32	67238-92E50	.GEAR, DRIVE	1	
33	67239-92E00	.PIN	1	
34	67246-92E50	.SHAFT, DRIVE	1	

FIG.518F

FIG.518F (4-J-3) OPT:CONCEALED REMOCON (2) (DF175T E40)

REF NO.	PART NO.	DESCRIPTION	Q'TY	REMARKS
35	67252-92E00	.BUSH	1	
36	67291-92E10	.SNAP RING	1	
37	67253-92E10	.WASHER	1	
38	67252-92E10	.BUSH	1	
39	67253-95600	.WASHER	1	
40	67231-92E00	.GEAR, SHIFT	1	
41	67232-95600	.BUSH	1	
42	67241-92E50	.ROD, FREE ACC	1	
43	67232-92E50	.BUSH	1	

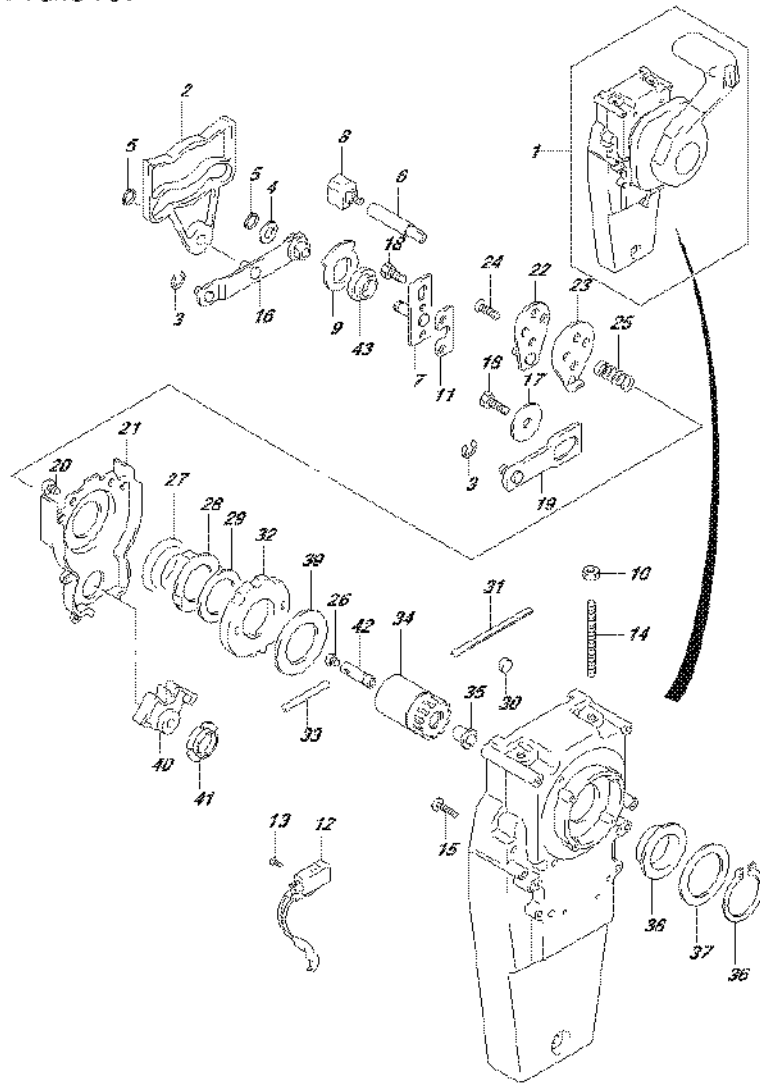
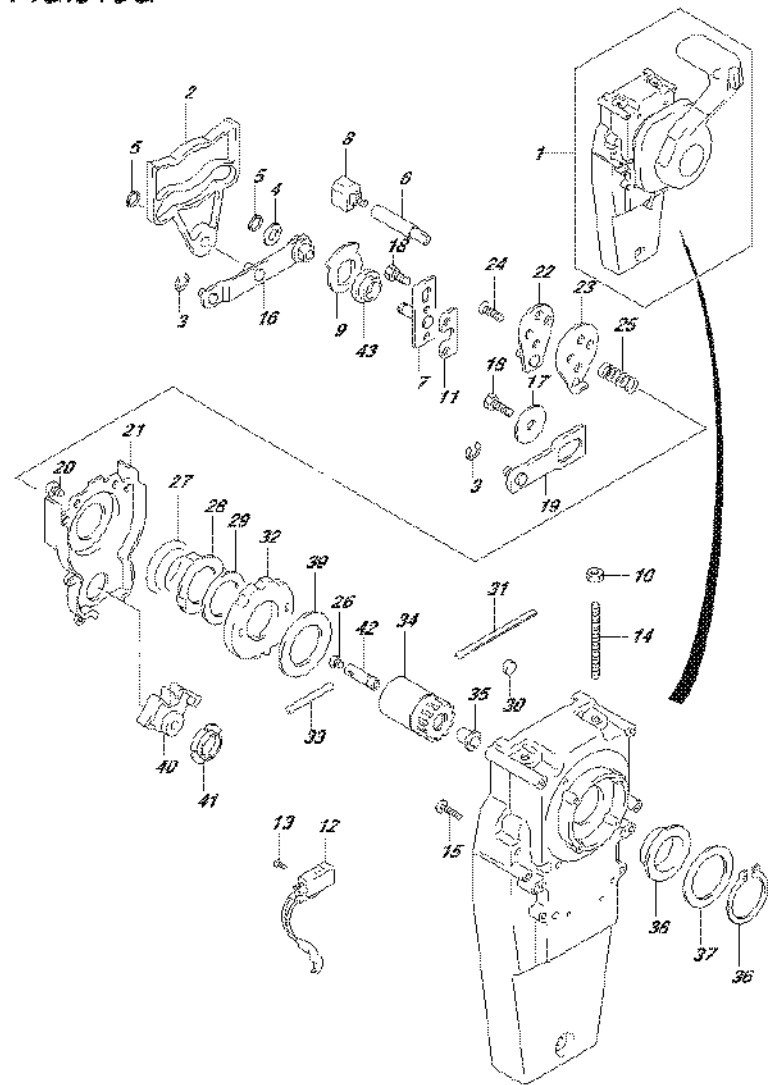


FIG.518G

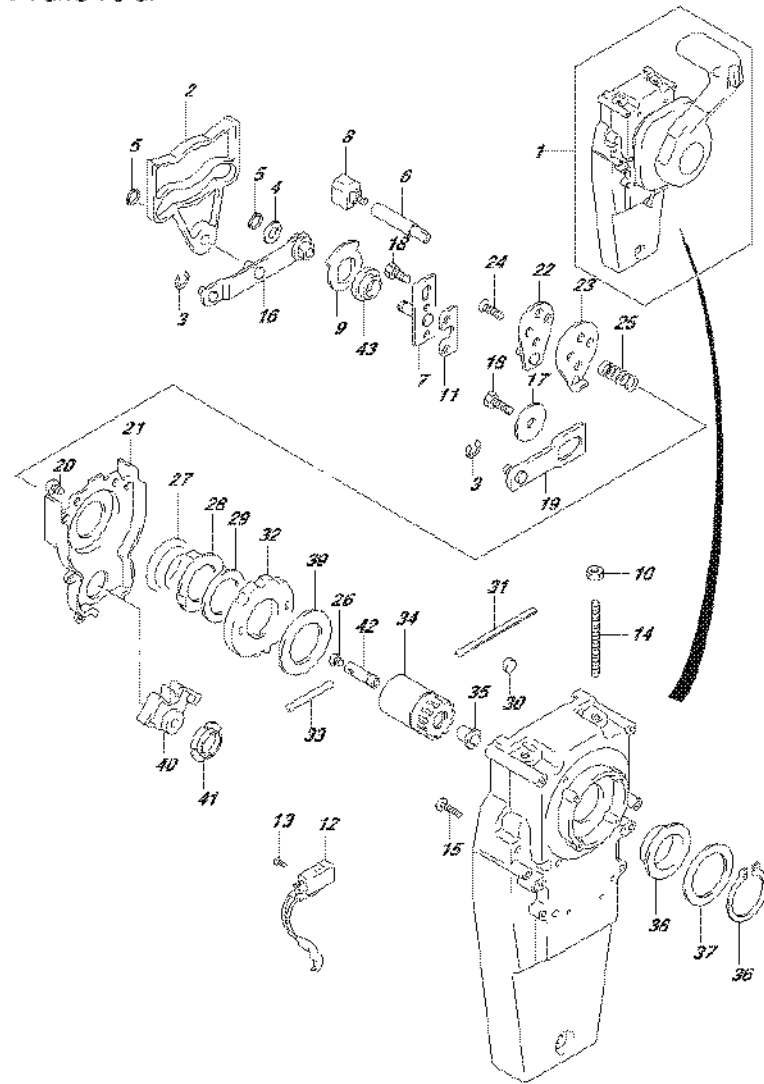
FIG.518G (4-J-4) OPT:CONCEALED REMOCON (2) (DF175Z E01)



REF NO.	PART NO.	DESCRIPTION	Q'TY	REMARKS
1	67200-93J32	REMOTE CONTROL ASSY	1	
2	67222-92E50	.DUEL PLATE	1	
3	67292-94300	.E RING	3	
4	67288-92E10	.WASHER	1	
5	67291-92E00	.SNAP RING	2	
6	67223-92E50	.BRAKE ADJUST	1	
7	67221-92E50	.HOLDER ASSY	1	
8	67224-92E50	.BRAKE SHOE ASSY	1	
9	67225-92E50	.DISK, BRAKE	1	
10	09140-06020	.NUT	2	
11	67294-92E00	.SPACER	1	
12	37721-95500	.SWITCH ASSY, NEUTRAL	1	
13	67296-92E11	.SCREW (3X15)	2	
14	67226-92E10	.BOLT, STOPPER (REAR)	2	
15	67296-92E20	.SCREW (5X25)	2	
16	67240-92E50	ARM ASSY, THROTTLE	1	
17	67228-92E00	.WASHER	1	
18	67286-92E00	.BOLT (6X18)	3	
19	67230-92E00	ARM ASSY, SHIFT	1	
20	09125-05042	.SCREW (5X10)	11	
21	67234-92E00	.GEAR CASE	1	
22	67245-92E00	LEVER ASSY, THROTTLE	1	
23	67227-92E00	.STOPPER	1	
24	67296-88D10	.SCREW (6X20)	2	
25	67225-92E00	.SPRING	1	
26	09125-04004	.SCREW (4X6)	1	
27	67233-92E00	.SPRING	1	
28	67235-92E00	.PLATE, SHIFT LOCK	1	
29	67239-92E10	.PLATE, SHIFT PIN	1	
30	67236-92E00	.ROLLER	1	
31	67237-92E01	.SPRING	5	
32	67238-92E50	.GEAR, DRIVE	1	
33	67239-92E00	.PIN	1	
34	67246-92E50	.SHAFT, DRIVE	1	

FIG.518G

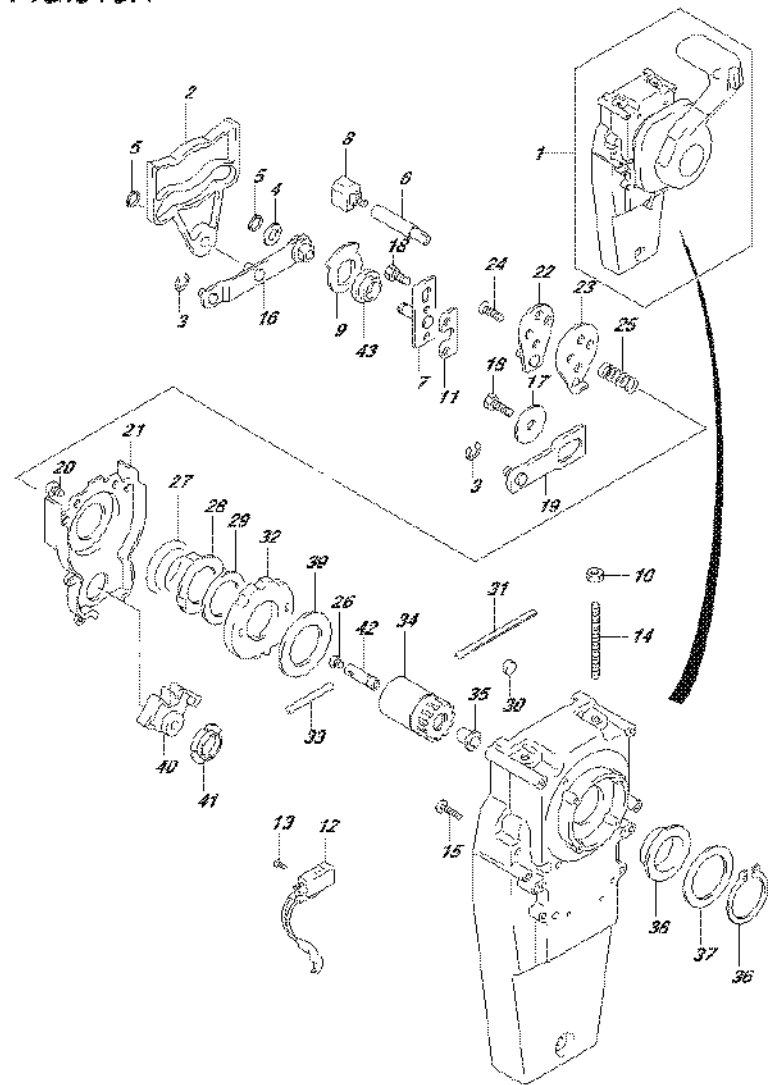
FIG.518G (4-J-5) OPT:CONCEALED REMOCON (2) (DF175Z E01)



REF NO.	PART NO.	DESCRIPTION	Q'TY	REMARKS
35	67252-92E00	.BUSH	1	
36	67291-92E10	.SNAP RING	1	
37	67253-92E10	.WASHER	1	
38	67252-92E10	.BUSH	1	
39	67253-95600	.WASHER	1	
40	67231-92E00	.GEAR, SHIFT	1	
41	67232-95600	.BUSH	1	
42	67241-92E50	.ROD, FREE ACC	1	
43	67232-92E50	.BUSH	1	

FIG.518H

FIG.518H (4-J-6) OPT:CONCEALED REMOCON (2) (DF175Z E40)



REF NO.	PART NO.	DESCRIPTION	Q'TY	REMARKS
1	67200-93J32	REMOTE CONTROL ASSY	1	
2	67222-92E50	.DUEL PLATE	1	
3	67292-94300	.E RING	3	
4	67288-92E10	.WASHER	1	
5	67291-92E00	.SNAP RING	2	
6	67223-92E50	.BRAKE ADJUST	1	
7	67221-92E50	.HOLDER ASSY	1	
8	67224-92E50	.BRAKE SHOE ASSY	1	
9	67225-92E50	.DISK, BRAKE	1	
10	09140-06020	.NUT	2	
11	67294-92E00	.SPACER	1	
12	37721-95500	.SWITCH ASSY, NEUTRAL	1	
13	67296-92E11	.SCREW (3X15)	2	
14	67226-92E10	.BOLT, STOPPER (REAR)	2	
15	67296-92E20	.SCREW (5X25)	2	
16	67240-92E50	ARM ASSY, THROTTLE	1	
17	67228-92E00	.WASHER	1	
18	67286-92E00	.BOLT (6X18)	3	
19	67230-92E00	ARM ASSY, SHIFT	1	
20	09125-05042	.SCREW (5X10)	11	
21	67234-92E00	.GEAR CASE	1	
22	67245-92E00	LEVER ASSY, THROTTLE	1	
23	67227-92E00	.STOPPER	1	
24	67296-88D10	.SCREW (6X20)	2	
25	67225-92E00	.SPRING	1	
26	09125-04004	.SCREW (4X6)	1	
27	67233-92E00	.SPRING	1	
28	67235-92E00	.PLATE, SHIFT LOCK	1	
29	67239-92E10	.PLATE, SHIFT PIN	1	
30	67236-92E00	.ROLLER	1	
31	67237-92E01	.SPRING	5	
32	67238-92E50	.GEAR, DRIVE	1	
33	67239-92E00	.PIN	1	
34	67246-92E50	.SHAFT, DRIVE	1	

FIG.518H

FIG.518H (4-J-7) OPT:CONCEALED REMOCON (2) (DF175Z E40)

REF NO.	PART NO.	DESCRIPTION	Q'TY	REMARKS
35	67252-92E00	.BUSH	1	
36	67291-92E10	.SNAP RING	1	
37	67253-92E10	.WASHER	1	
38	67252-92E10	.BUSH	1	
39	67253-95600	.WASHER	1	
40	67231-92E00	.GEAR, SHIFT	1	
41	67232-95600	.BUSH	1	
42	67241-92E50	.ROD, FREE ACC	1	
43	67232-92E50	.BUSH	1	

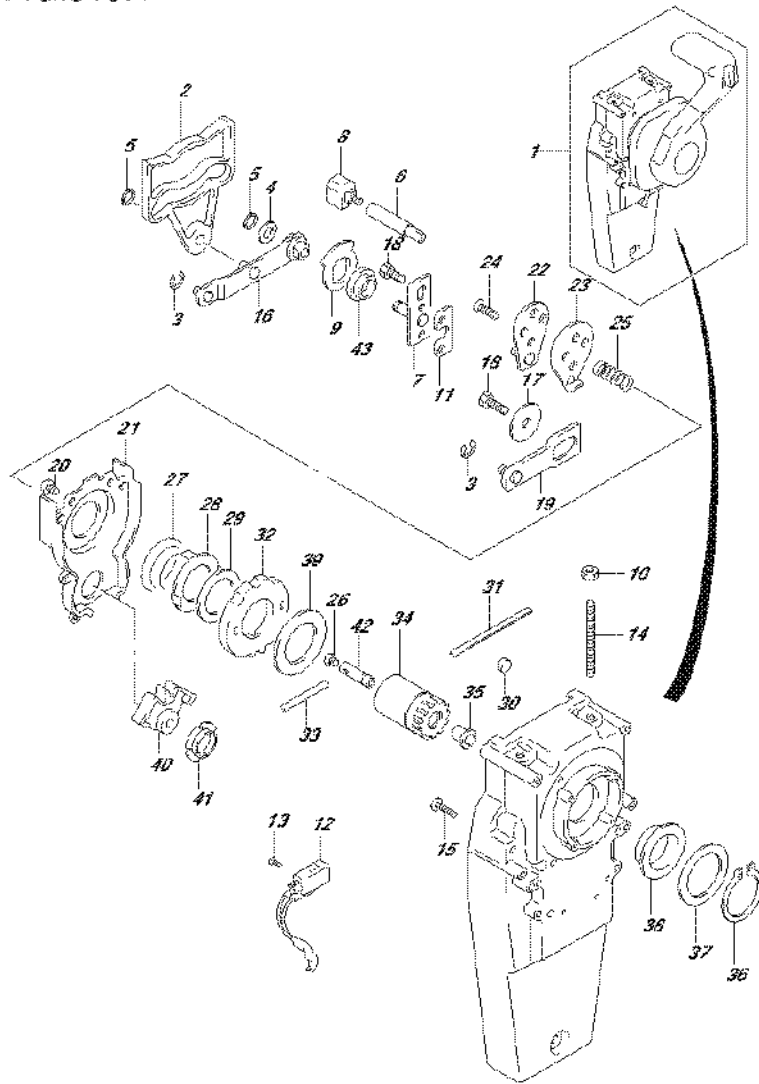


FIG.522A

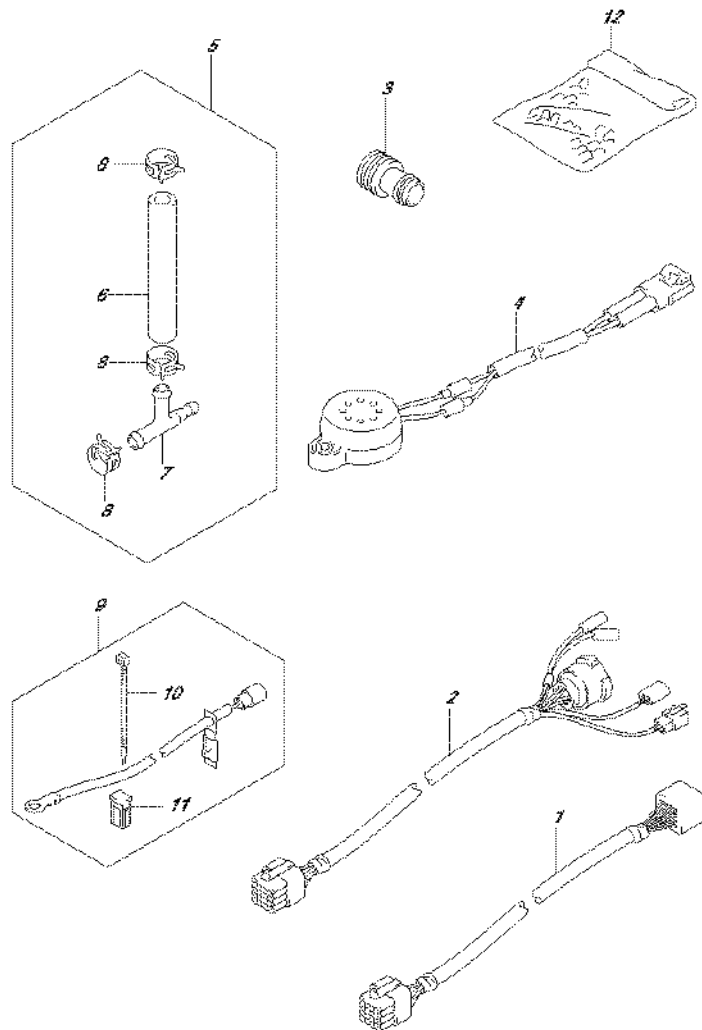


FIG.522A (4-J-8) OPT:HARNESS (1) (DF150T E01)

REF NO.	PART NO.	DESCRIPTION	Q'TY	REMARKS
1-1	36620-93J10	WIRE ASSY, REMOCON EXTENSION	1	L:2000
1-2	36620-93J40	WIRE ASSY, REMOCON EXTENSION	1	L:3000
2	36620-93J30	WIRE ASSY, REMOCON ADAPTER NO.2	1	
3	17917-87L00	CONNECTOR, FLUSH WATER	1	
4	38500-93J00	BUZZER ASSY, WARNING	1	
5	34660-96J00	KIT, WATER PRESS GAUGE	1	
6	09352-50903-600	.HOSE (5X9X600)	1	L:600->70
7	09367-06006	.3 WAY	1	
8	09401-08413	.CLIP	3	
9	33830-98J11	SET, BATTERY ISOLATOR LEAD	1	
10	09407-10404	.CLAMP (L:100)	2	
11	09481-40401	.FUSE (40A)	1	
12	36990-87D00	TERMINAL SET, WITH SLEEVE	1	

FIG.522B

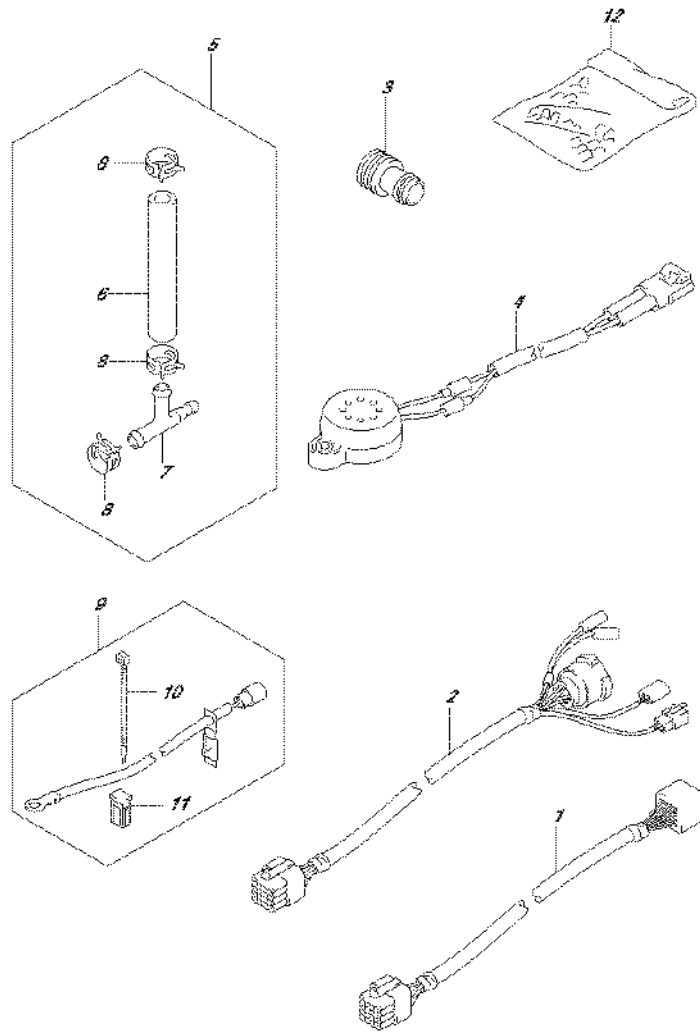


FIG.522B (4-J-9) OPT:HARNESS (1) (DF150T E40)

REF NO.	PART NO.	DESCRIPTION	Q'TY	REMARKS
1-1	36620-93J10	WIRE ASSY, REMOCON EXTENSION	1	L:2000
1-2	36620-93J40	WIRE ASSY, REMOCON EXTENSION	1	L:3000
2	36620-93J30	WIRE ASSY, REMOCON ADAPTER NO.2	1	
3	17917-87L00	CONNECTOR, FLUSH WATER	1	
4	38500-93J00	BUZZER ASSY, WARNING	1	
5	34660-96J00	KIT, WATER PRESS GAUGE	1	
6	09352-50903-600	.HOSE (5X9X600)	1	L:600->70
7	09367-06006	.3 WAY	1	
8	09401-08413	.CLIP	3	
9	33830-98J11	SET, BATTERY ISOLATOR LEAD	1	
10	09407-10404	.CLAMP (L:100)	2	
11	09481-40401	.FUSE (40A)	1	
12	36990-87D00	TERMINAL SET, WITH SLEEVE	1	

FIG.522C

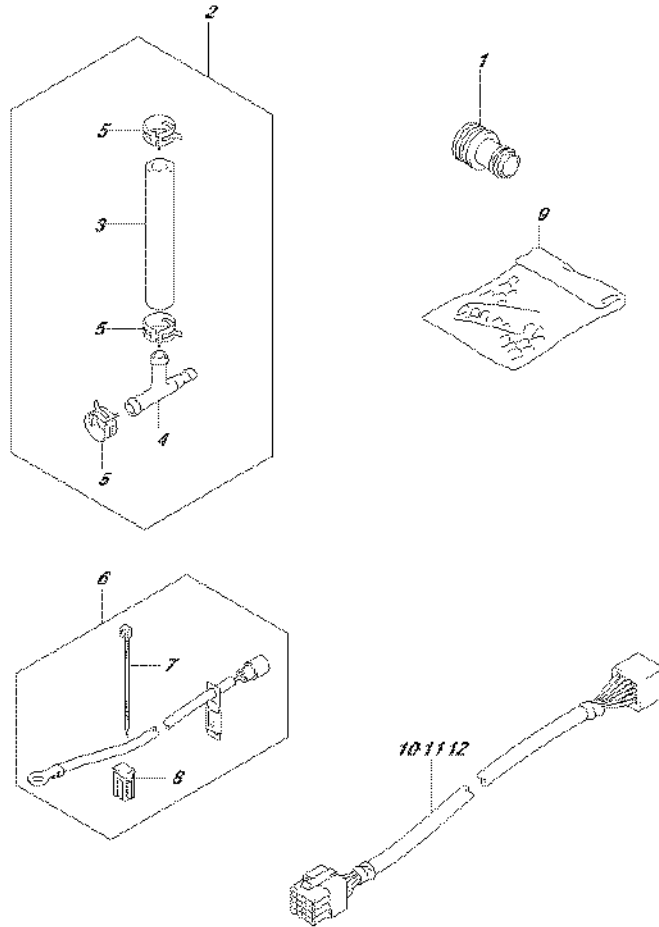


FIG.522C (4-J-10) OPT:HARNESS (1) (DF150TG E01)

REF NO.	PART NO.	DESCRIPTION	Q'TY	REMARKS
1	17917-87L00	CONNECTOR, FLUSH WATER	1	
2	34660-96J00	KIT, WATER PRESS GAUGE	1	
3	09352-50903-600	.HOSE (5X9X600)	1	L:600->70
4	09367-06006	.3 WAY	1	
5	09401-08413	.CLIP	3	
6	33830-98J11	SET, BATTERY ISOLATOR LEAD	1	
7	09407-10404	.CLAMP (L:100)	2	
8	09481-40401	.FUSE (40A)	1	
9	36990-87D00	TERMINAL SET, WITH SLEEVE	1	
10	36620-98J30	WIRE ASSY, REMOTE CONTROL	1	
11	36620-98J40	WIRE ASSY, REMOTE CONTROL	1	
12	36620-98J50	WIRE ASSY, REMOTE CONTROL EXT	1	

FIG.522D

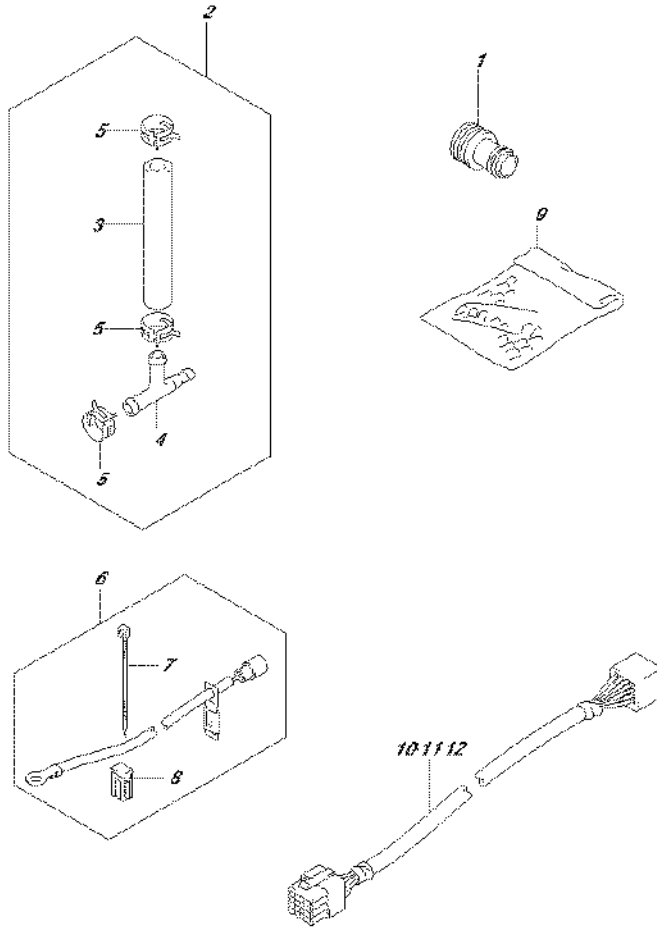


FIG.522D (4-J-11) OPT:HARNESS (1) (DF150TG E40)

REF NO.	PART NO.	DESCRIPTION	Q'TY	REMARKS
1	17917-87L00	CONNECTOR, FLUSH WATER	1	
2	34660-96J00	KIT, WATER PRESS GAUGE	1	
3	09352-50903-600	.HOSE (5X9X600)	1	L:600->70
4	09367-06006	.3 WAY	1	
5	09401-08413	.CLIP	3	
6	33830-98J11	SET, BATTERY ISOLATOR LEAD	1	
7	09407-10404	.CLAMP (L:100)	2	
8	09481-40401	.FUSE (40A)	1	
9	36990-87D00	TERMINAL SET, WITH SLEEVE	1	
10	36620-98J30	WIRE ASSY, REMOTE CONTROL	1	
11	36620-98J40	WIRE ASSY, REMOTE CONTROL	1	
12	36620-98J50	WIRE ASSY, REMOTE CONTROL EXT	1	

FIG.522E

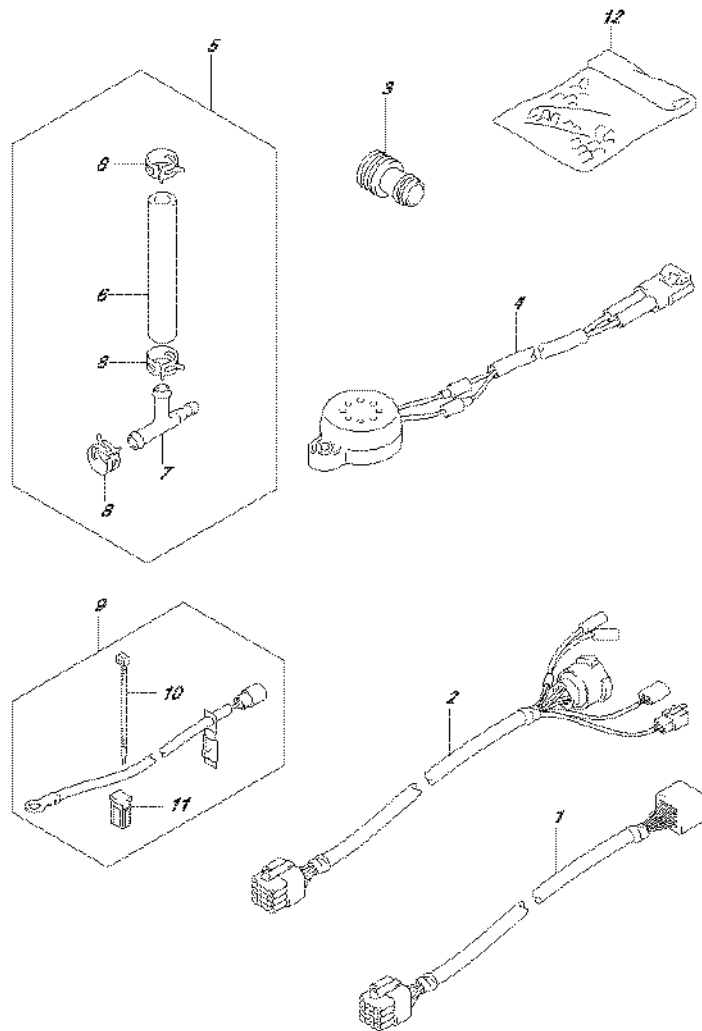


FIG.522E (4-J-12) OPT:HARNESS (1) (DF150Z E01)

REF NO.	PART NO.	DESCRIPTION	Q'TY	REMARKS
1-1	36620-93J10	WIRE ASSY, REMOCON EXTENSION	1	L:2000
1-2	36620-93J40	WIRE ASSY, REMOCON EXTENSION	1	L:3000
2	36620-93J30	WIRE ASSY, REMOCON ADAPTER NO.2	1	
3	17917-87L00	CONNECTOR, FLUSH WATER	1	
4	38500-93J00	BUZZER ASSY, WARNING	1	
5	34660-96J00	KIT, WATER PRESS GAUGE	1	
6	09352-50903-600	.HOSE (5X9X600)	1	L:600->70
7	09367-06006	.3 WAY	1	
8	09401-08413	.CLIP	3	
9	33830-98J11	SET, BATTERY ISOLATOR LEAD	1	
10	09407-10404	.CLAMP (L:100)	2	
11	09481-40401	.FUSE (40A)	1	
12	36990-87D00	TERMINAL SET, WITH SLEEVE	1	

FIG.522F

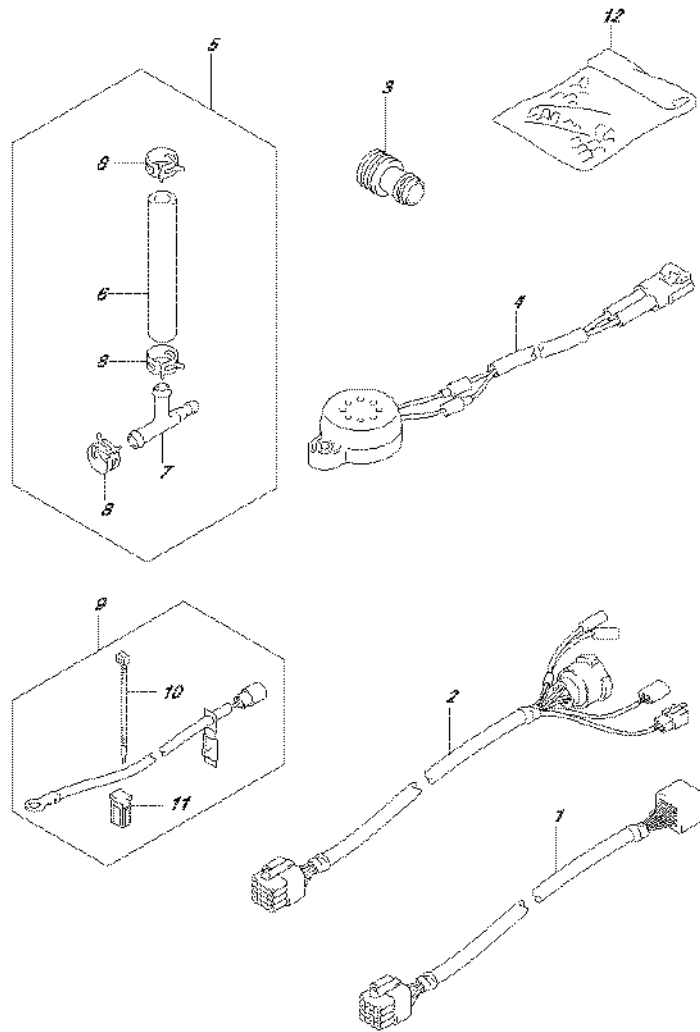


FIG.522F (4-J-13) OPT:HARNESS (1) (DF150Z E40)

REF NO.	PART NO.	DESCRIPTION	Q'TY	REMARKS
1-1	36620-93J10	WIRE ASSY, REMOCON EXTENSION	1	L:2000
1-2	36620-93J40	WIRE ASSY, REMOCON EXTENSION	1	L:3000
2	36620-93J30	WIRE ASSY, REMOCON ADAPTER NO.2	1	
3	17917-87L00	CONNECTOR, FLUSH WATER	1	
4	38500-93J00	BUZZER ASSY, WARNING	1	
5	34660-96J00	KIT, WATER PRESS GAUGE	1	
6	09352-50903-600	.HOSE (5X9X600)	1	L:600->70
7	09367-06006	.3 WAY	1	
8	09401-08413	.CLIP	3	
9	33830-98J11	SET, BATTERY ISOLATOR LEAD	1	
10	09407-10404	.CLAMP (L:100)	2	
11	09481-40401	.FUSE (40A)	1	
12	36990-87D00	TERMINAL SET, WITH SLEEVE	1	

FIG.522G

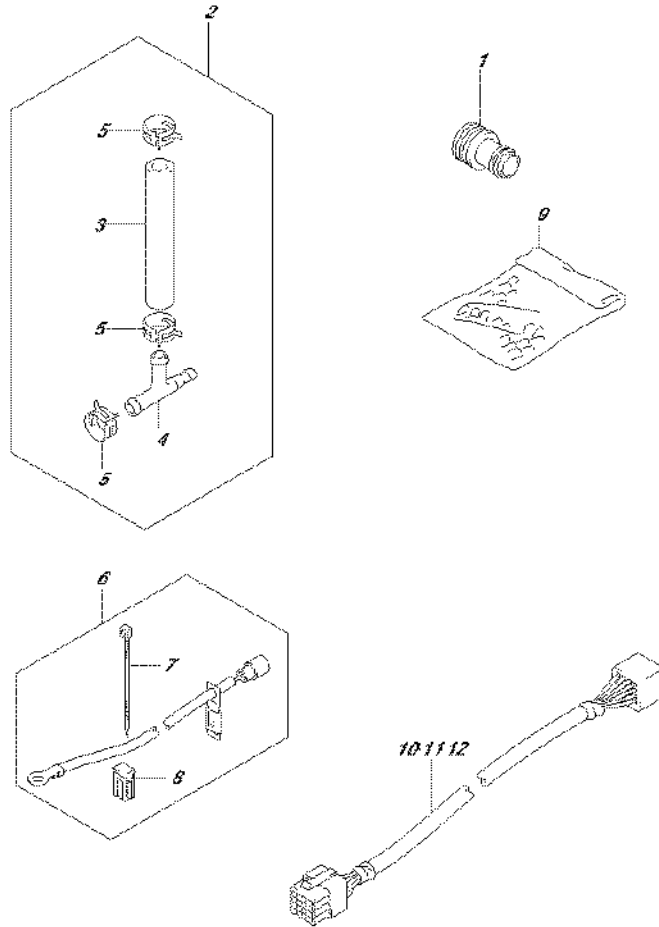


FIG.522G (4-J-14) OPT:HARNESS (1) (DF150ZG E01)

REF NO.	PART NO.	DESCRIPTION	Q'TY	REMARKS
1	17917-87L00	CONNECTOR, FLUSH WATER	1	
2	34660-96J00	KIT, WATER PRESS GAUGE	1	
3	09352-50903-600	.HOSE (5X9X600)	1	L:600->70
4	09367-06006	.3 WAY	1	
5	09401-08413	.CLIP	3	
6	33830-98J11	SET, BATTERY ISOLATOR LEAD	1	
7	09407-10404	.CLAMP (L:100)	2	
8	09481-40401	.FUSE (40A)	1	
9	36990-87D00	TERMINAL SET, WITH SLEEVE	1	
10	36620-98J30	WIRE ASSY, REMOTE CONTROL	1	
11	36620-98J40	WIRE ASSY, REMOTE CONTROL	1	
12	36620-98J50	WIRE ASSY, REMOTE CONTROL EXT	1	

FIG.522H

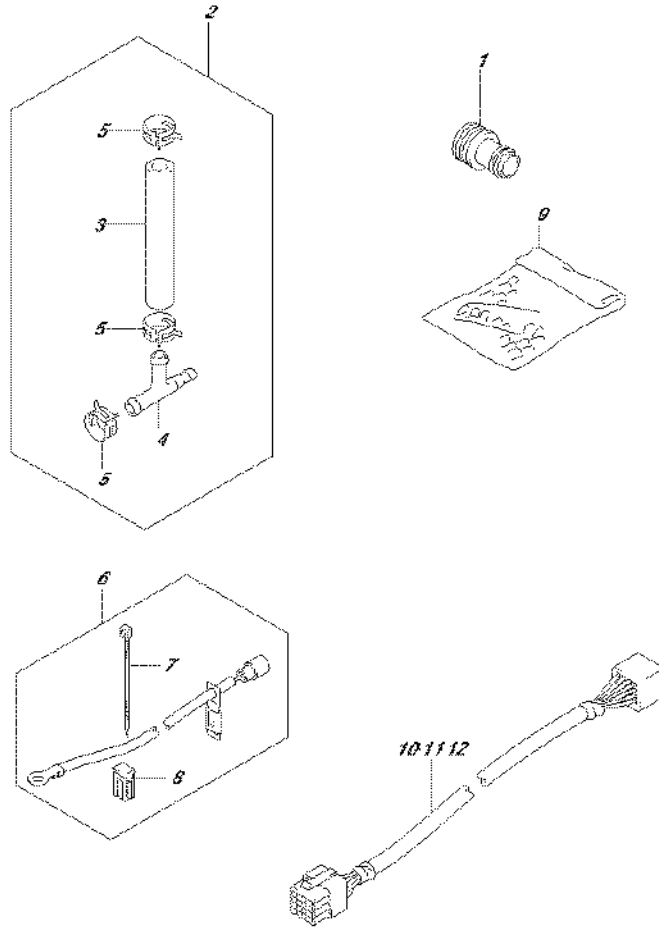


FIG.522H (4-J-15) OPT:HARNESS (1) (DF150ZG E40)

REF NO.	PART NO.	DESCRIPTION	Q'TY	REMARKS
1	17917-87L00	CONNECTOR, FLUSH WATER	1	
2	34660-96J00	KIT, WATER PRESS GAUGE	1	
3	09352-50903-600	.HOSE (5X9X600)	1	L:600->70
4	09367-06006	.3 WAY	1	
5	09401-08413	.CLIP	3	
6	33830-98J11	SET, BATTERY ISOLATOR LEAD	1	
7	09407-10404	.CLAMP (L:100)	2	
8	09481-40401	.FUSE (40A)	1	
9	36990-87D00	TERMINAL SET, WITH SLEEVE	1	
10	36620-98J30	WIRE ASSY, REMOTE CONTROL	1	
11	36620-98J40	WIRE ASSY, REMOTE CONTROL	1	
12	36620-98J50	WIRE ASSY, REMOTE CONTROL EXT	1	

FIG.522J

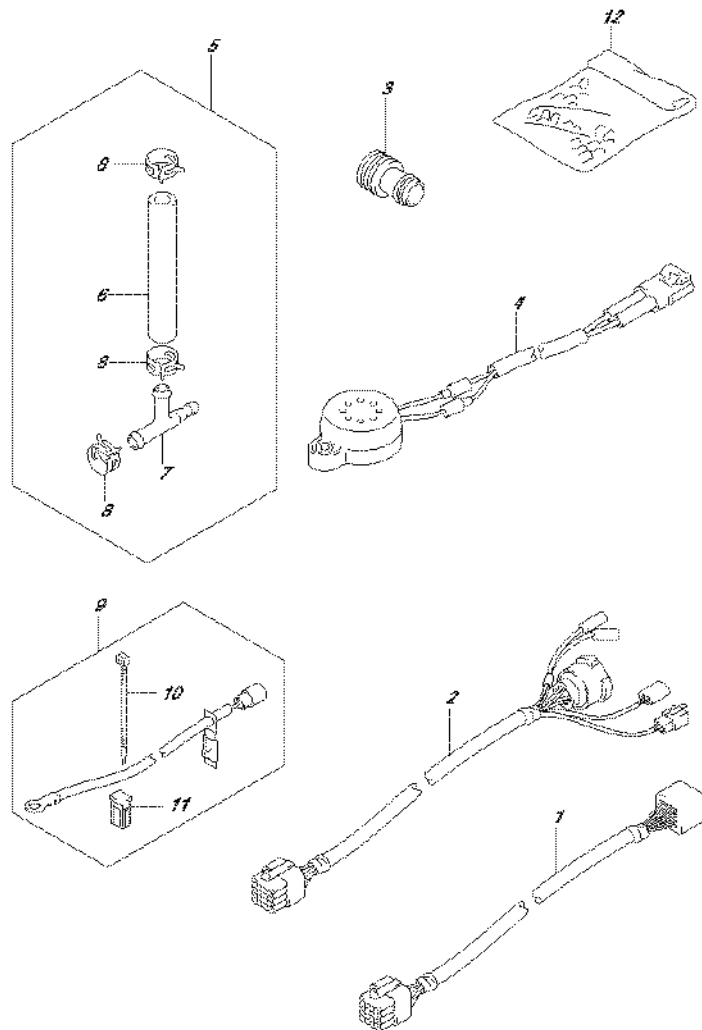


FIG.522J (4-K-2) OPT:HARNESS (1) (DF175T E01)

REF NO.	PART NO.	DESCRIPTION	Q'TY	REMARKS
1-1	36620-93J10	WIRE ASSY, REMOCON EXTENSION	1	L:2000
1-2	36620-93J40	WIRE ASSY, REMOCON EXTENSION	1	L:3000
2	36620-93J30	WIRE ASSY, REMOCON ADAPTER NO.2	1	
3	17917-87L00	CONNECTOR, FLUSH WATER	1	
4	38500-93J00	BUZZER ASSY, WARNING	1	
5	34660-96J00	KIT, WATER PRESS GAUGE	1	
6	09352-50903-600	.HOSE (5X9X600)	1	L:600->70
7	09367-06006	.3 WAY	1	
8	09401-08413	.CLIP	3	
9	33830-98J11	SET, BATTERY ISOLATOR LEAD	1	
10	09407-10404	.CLAMP (L:100)	2	
11	09481-40401	.FUSE (40A)	1	
12	36990-87D00	TERMINAL SET, WITH SLEEVE	1	

FIG.522K

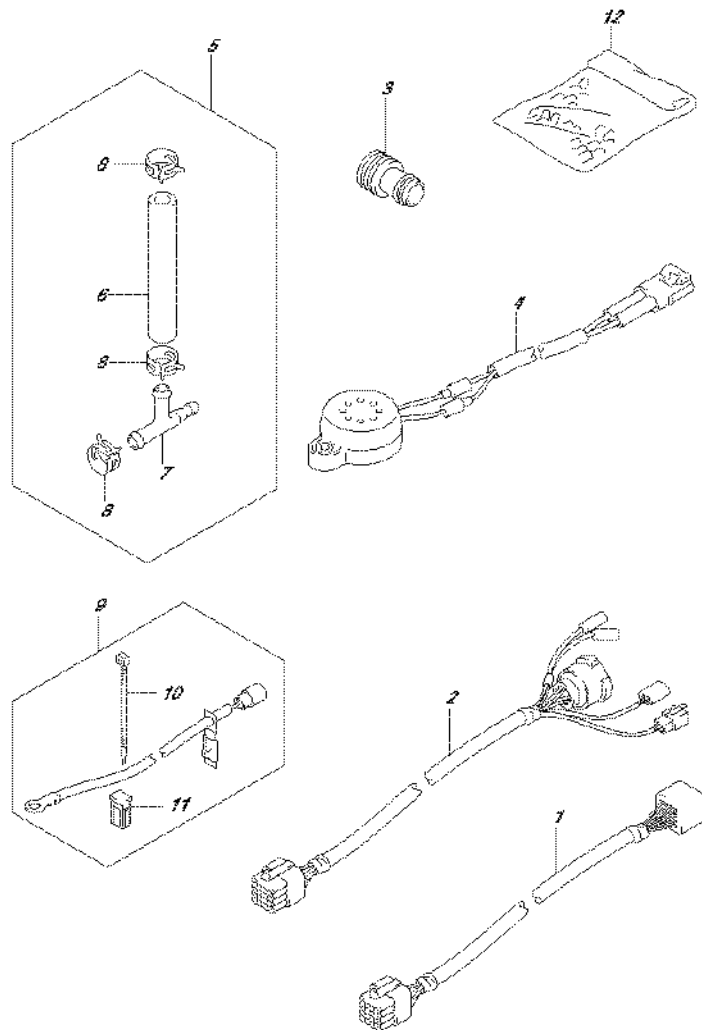


FIG.522K (4-K-3) OPT:HARNESS (1) (DF175T E40)

REF NO.	PART NO.	DESCRIPTION	Q'TY	REMARKS
1-1	36620-93J10	WIRE ASSY, REMOCON EXTENSION	1	L:2000
1-2	36620-93J40	WIRE ASSY, REMOCON EXTENSION	1	L:3000
2	36620-93J30	WIRE ASSY, REMOCON ADAPTER NO.2	1	
3	17917-87L00	CONNECTOR, FLUSH WATER	1	
4	38500-93J00	BUZZER ASSY, WARNING	1	
5	34660-96J00	KIT, WATER PRESS GAUGE	1	
6	09352-50903-600	.HOSE (5X9X600)	1	L:600->70
7	09367-06006	.3 WAY	1	
8	09401-08413	.CLIP	3	
9	33830-98J11	SET, BATTERY ISOLATOR LEAD	1	
10	09407-10404	.CLAMP (L:100)	2	
11	09481-40401	.FUSE (40A)	1	
12	36990-87D00	TERMINAL SET, WITH SLEEVE	1	

FIG.522L

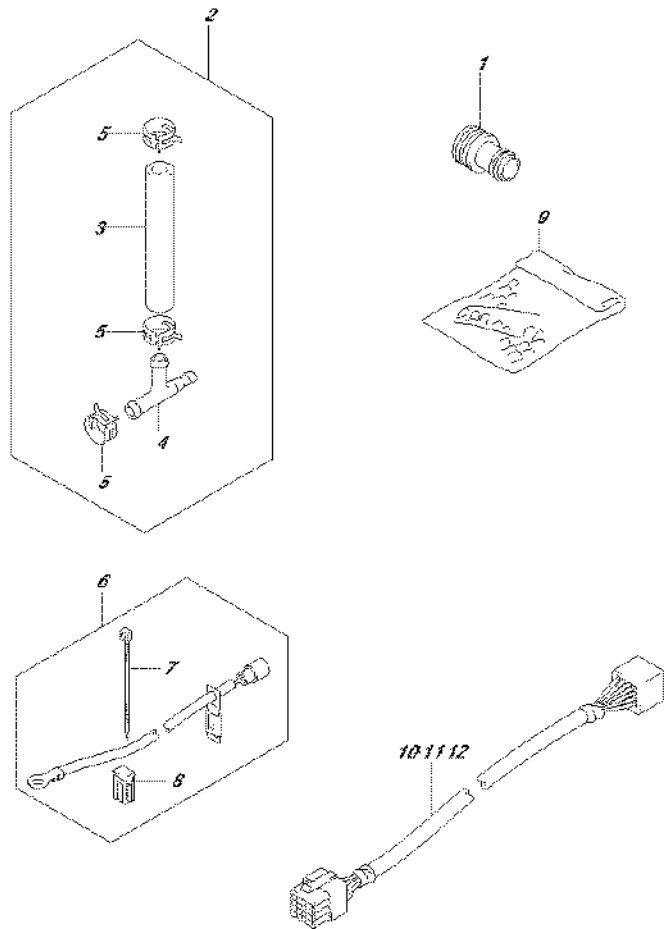


FIG.522L (4-K-4) OPT:HARNESS (1) (DF175TG E01)

REF NO.	PART NO.	DESCRIPTION	Q'TY	REMARKS
1	17917-87L00	CONNECTOR, FLUSH WATER	1	
2	34660-96J00	KIT, WATER PRESS GAUGE	1	
3	09352-50903-600	.HOSE (5X9X600)	1	L:600->70
4	09367-06006	.3 WAY	1	
5	09401-08413	.CLIP	3	
6	33830-98J11	SET, BATTERY ISOLATOR LEAD	1	
7	09407-10404	.CLAMP (L:100)	2	
8	09481-40401	.FUSE (40A)	1	
9	36990-87D00	TERMINAL SET, WITH SLEEVE	1	
10	36620-98J30	WIRE ASSY, REMOTE CONTROL	1	
11	36620-98J40	WIRE ASSY, REMOTE CONTROL	1	
12	36620-98J50	WIRE ASSY, REMOTE CONTROL EXT	1	

FIG.522M

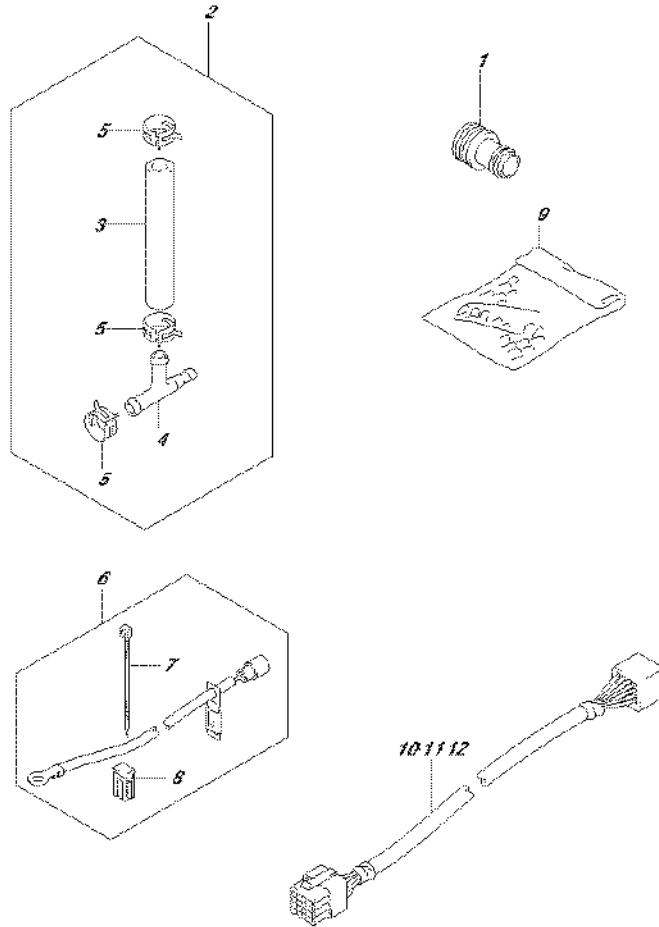


FIG.522M (4-K-5) OPT:HARNESS (1) (DF175TG E40)

REF NO.	PART NO.	DESCRIPTION	Q'TY	REMARKS
1	17917-87L00	CONNECTOR, FLUSH WATER	1	
2	34660-96J00	KIT, WATER PRESS GAUGE	1	
3	09352-50903-600	.HOSE (5X9X600)	1	L:600->70
4	09367-06006	.3 WAY	1	
5	09401-08413	.CLIP	3	
6	33830-98J11	SET, BATTERY ISOLATOR LEAD	1	
7	09407-10404	.CLAMP (L:100)	2	
8	09481-40401	.FUSE (40A)	1	
9	36990-87D00	TERMINAL SET, WITH SLEEVE	1	
10	36620-98J30	WIRE ASSY, REMOTE CONTROL	1	
11	36620-98J40	WIRE ASSY, REMOTE CONTROL	1	
12	36620-98J50	WIRE ASSY, REMOTE CONTROL EXT	1	

FIG.522N

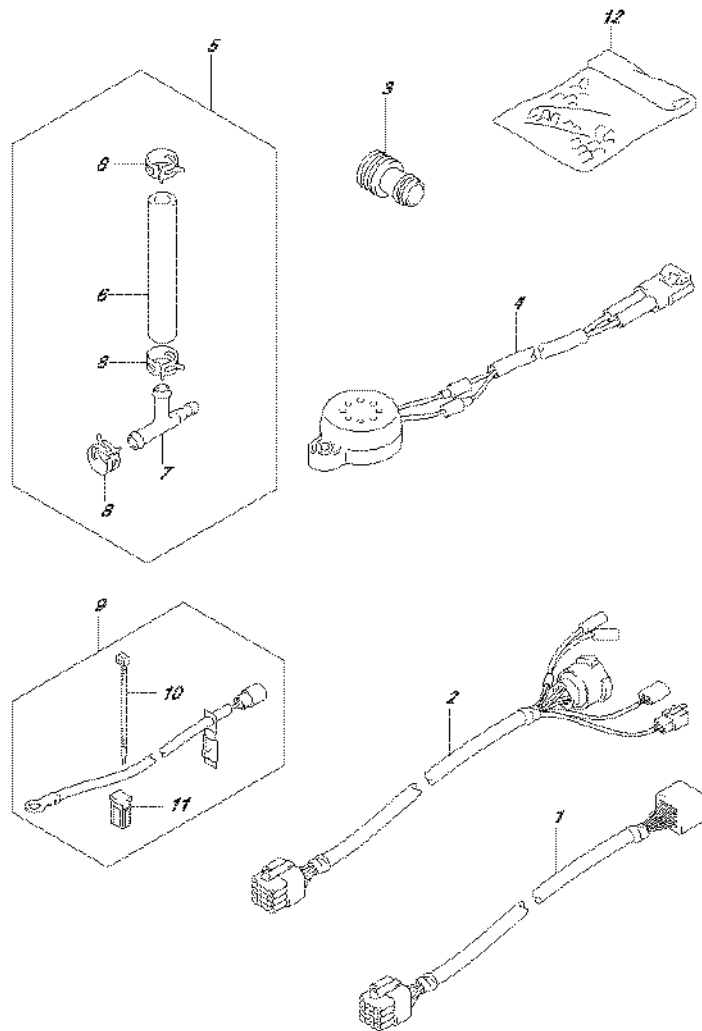


FIG.522N (4-K-6) OPT:HARNESS (1) (DF175Z E01)

REF NO.	PART NO.	DESCRIPTION	Q'TY	REMARKS
1-1	36620-93J10	WIRE ASSY, REMOCON EXTENSION	1	L:2000
1-2	36620-93J40	WIRE ASSY, REMOCON EXTENSION	1	L:3000
2	36620-93J30	WIRE ASSY, REMOCON ADAPTER NO.2	1	
3	17917-87L00	CONNECTOR, FLUSH WATER	1	
4	38500-93J00	BUZZER ASSY, WARNING	1	
5	34660-96J00	KIT, WATER PRESS GAUGE	1	
6	09352-50903-600	.HOSE (5X9X600)	1	L:600->70
7	09367-06006	.3 WAY	1	
8	09401-08413	.CLIP	3	
9	33830-98J11	SET, BATTERY ISOLATOR LEAD	1	
10	09407-10404	.CLAMP (L:100)	2	
11	09481-40401	.FUSE (40A)	1	
12	36990-87D00	TERMINAL SET, WITH SLEEVE	1	

FIG.522P

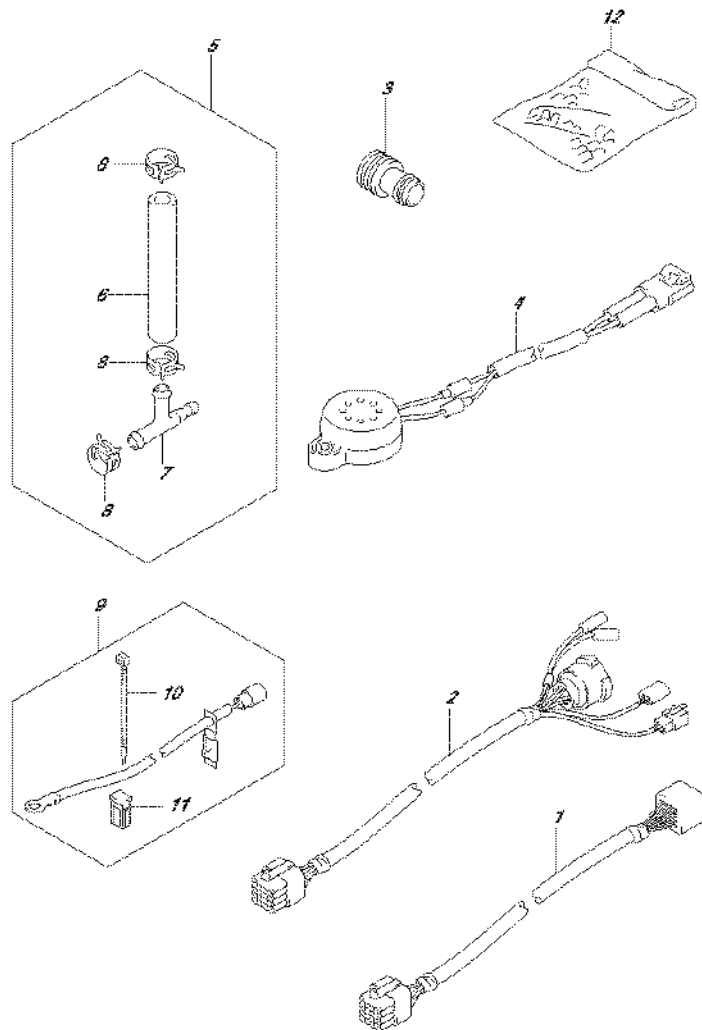


FIG.522P (4-K-7) OPT:HARNESS (1) (DF175Z E40)

REF NO.	PART NO.	DESCRIPTION	Q'TY	REMARKS
1-1	36620-93J10	WIRE ASSY, REMOCON EXTENSION	1	L:2000
1-2	36620-93J40	WIRE ASSY, REMOCON EXTENSION	1	L:3000
2	36620-93J30	WIRE ASSY, REMOCON ADAPTER NO.2	1	
3	17917-87L00	CONNECTOR, FLUSH WATER	1	
4	38500-93J00	BUZZER ASSY, WARNING	1	
5	34660-96J00	KIT, WATER PRESS GAUGE	1	
6	09352-50903-600	.HOSE (5X9X600)	1	L:600->70
7	09367-06006	.3 WAY	1	
8	09401-08413	.CLIP	3	
9	33830-98J11	SET, BATTERY ISOLATOR LEAD	1	
10	09407-10404	.CLAMP (L:100)	2	
11	09481-40401	.FUSE (40A)	1	
12	36990-87D00	TERMINAL SET, WITH SLEEVE	1	

FIG.522R

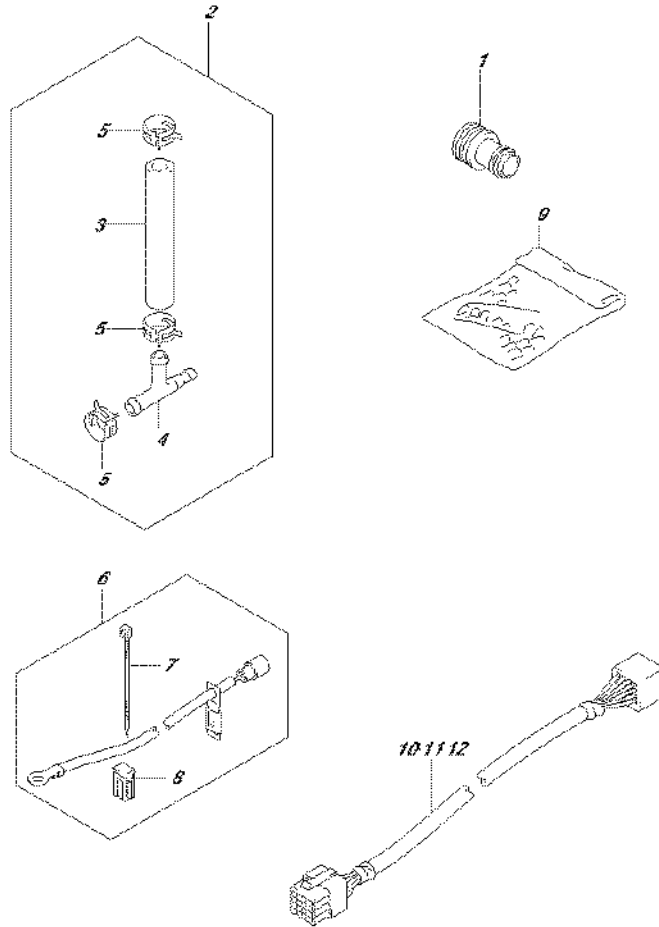


FIG.522R (4-K-8) OPT:HARNESS (1) (DF175ZG E01)

REF NO.	PART NO.	DESCRIPTION	Q'TY	REMARKS
1	17917-87L00	CONNECTOR, FLUSH WATER	1	
2	34660-96J00	KIT, WATER PRESS GAUGE	1	
3	09352-50903-600	.HOSE (5X9X600)	1	L:600->70
4	09367-06006	.3 WAY	1	
5	09401-08413	.CLIP	3	
6	33830-98J11	SET, BATTERY ISOLATOR LEAD	1	
7	09407-10404	.CLAMP (L:100)	2	
8	09481-40401	.FUSE (40A)	1	
9	36990-87D00	TERMINAL SET, WITH SLEEVE	1	
10	36620-98J30	WIRE ASSY, REMOTE CONTROL	1	
11	36620-98J40	WIRE ASSY, REMOTE CONTROL	1	
12	36620-98J50	WIRE ASSY, REMOTE CONTROL EXT	1	

FIG.522S

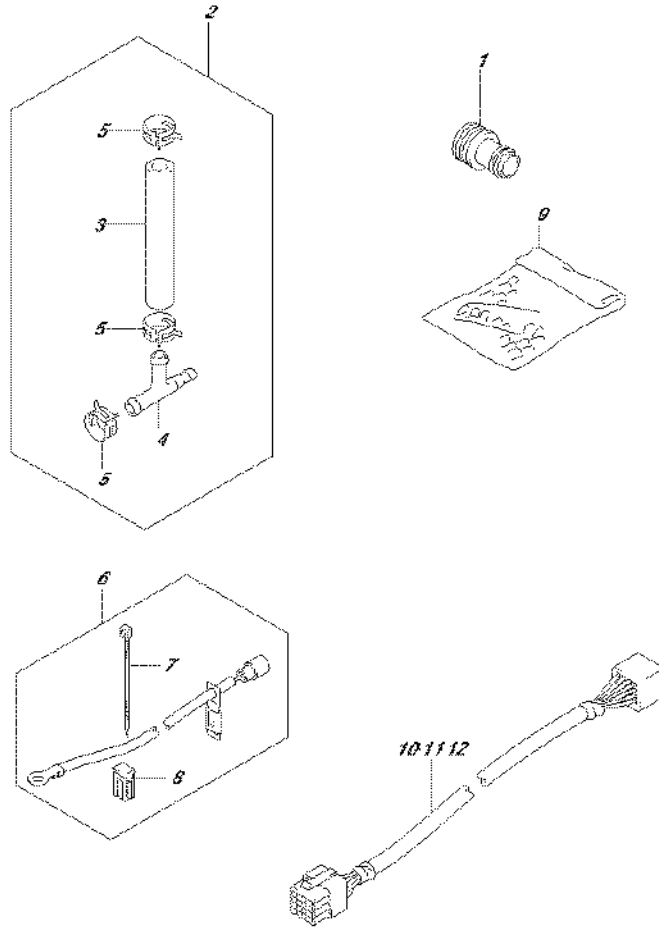


FIG.522S (4-K-9) OPT:HARNESS (1) (DF175ZG E40)

REF NO.	PART NO.	DESCRIPTION	Q'TY	REMARKS
1	17917-87L00	CONNECTOR, FLUSH WATER	1	
2	34660-96J00	KIT, WATER PRESS GAUGE	1	
3	09352-50903-600	.HOSE (5X9X600)	1	L:600->70
4	09367-06006	.3 WAY	1	
5	09401-08413	.CLIP	3	
6	33830-98J11	SET, BATTERY ISOLATOR LEAD	1	
7	09407-10404	.CLAMP (L:100)	2	
8	09481-40401	.FUSE (40A)	1	
9	36990-87D00	TERMINAL SET, WITH SLEEVE	1	
10	36620-98J30	WIRE ASSY, REMOTE CONTROL	1	
11	36620-98J40	WIRE ASSY, REMOTE CONTROL	1	
12	36620-98J50	WIRE ASSY, REMOTE CONTROL EXT	1	

FIG.523A

FIG.523A (4-K-10) OPT:HARNESS (2) (DF150T E01)

REF NO.	PART NO.	DESCRIPTION	Q'TY	REMARKS
1-1	36663-98J00	HARNESS ASSY, ACTIVE HUB PWR S	1	L:2500
1-2	36663-98J10	HARNESS ASSY, ACTIVE HUB PWR L	1	L:6000
2	09481-05501	.FUSE (5A)	1	

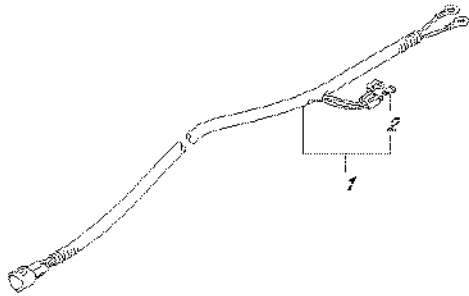


FIG.523B

FIG.523B (4-K-11) OPT:HARNESS (2) (DF150T E40)

REF NO.	PART NO.	DESCRIPTION	Q'TY	REMARKS
1-1	36663-98J00	HARNESS ASSY, ACTIVE HUB PWR S	1	L:2500
1-2	36663-98J10	HARNESS ASSY, ACTIVE HUB PWR L	1	L:6000
2	09481-05501	.FUSE (5A)	1	

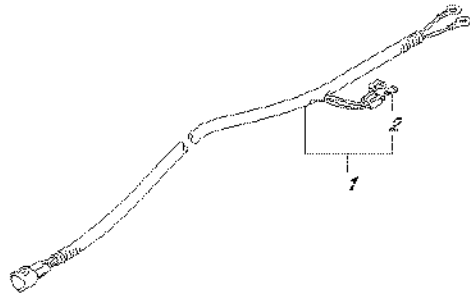


FIG.523C

FIG.523C (4-K-12) OPT:HARNESS (2) (DF150Z E01)

REF NO.	PART NO.	DESCRIPTION	Q'TY	REMARKS
1-1	36663-98J00	HARNESS ASSY, ACTIVE HUB PWR S	1	L:2500
1-2	36663-98J10	HARNESS ASSY, ACTIVE HUB PWR L	1	L:6000
2	09481-05501	.FUSE (5A)	1	

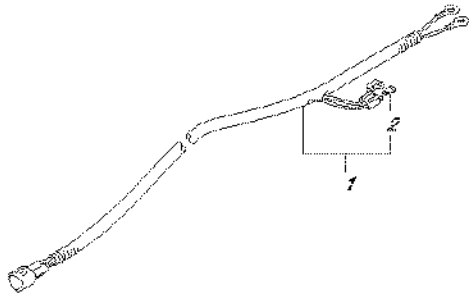


FIG.523D

FIG.523D (4-K-13) OPT:HARNESS (2) (DF150Z E40)

REF NO.	PART NO.	DESCRIPTION	Q'TY	REMARKS
1-1	36663-98J00	HARNESS ASSY, ACTIVE HUB PWR S	1	L:2500
1-2	36663-98J10	HARNESS ASSY, ACTIVE HUB PWR L	1	L:6000
2	09481-05501	.FUSE (5A)	1	

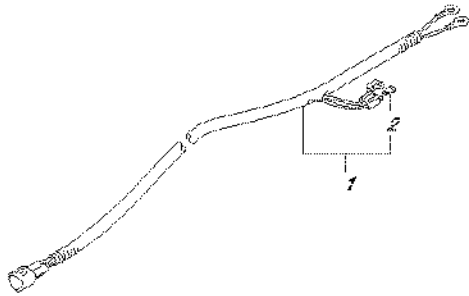


FIG.523E

FIG.523E (4-K-14) OPT:HARNESS (2) (DF175T E01)

REF NO.	PART NO.	DESCRIPTION	Q'TY	REMARKS
1-1	36663-98J00	HARNESS ASSY, ACTIVE HUB PWR S	1	L:2500
1-2	36663-98J10	HARNESS ASSY, ACTIVE HUB PWR L	1	L:6000
2	09481-05501	.FUSE (5A)	1	

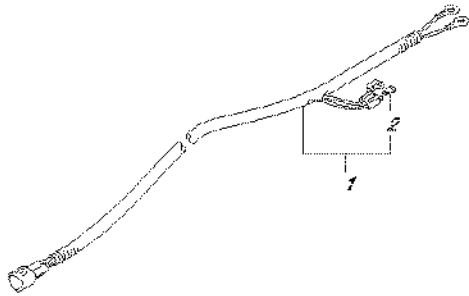


FIG.523F

FIG.523F (4-K-15) OPT:HARNESS (2) (DF175T E40)

REF NO.	PART NO.	DESCRIPTION	Q'TY	REMARKS
1-1	36663-98J00	HARNESS ASSY, ACTIVE HUB PWR S	1	L:2500
1-2	36663-98J10	HARNESS ASSY, ACTIVE HUB PWR L	1	L:6000
2	09481-05501	.FUSE (5A)	1	

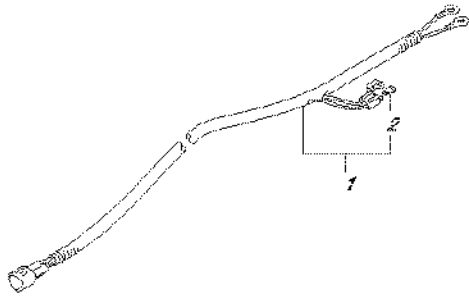


FIG.523G

FIG.523G (4-L-2) OPT:HARNESS (2) (DF175Z E01)

REF NO.	PART NO.	DESCRIPTION	Q'TY	REMARKS
1-1	36663-98J00	HARNESS ASSY, ACTIVE HUB PWR S	1	L:2500
1-2	36663-98J10	HARNESS ASSY, ACTIVE HUB PWR L	1	L:6000
2	09481-05501	.FUSE (5A)	1	

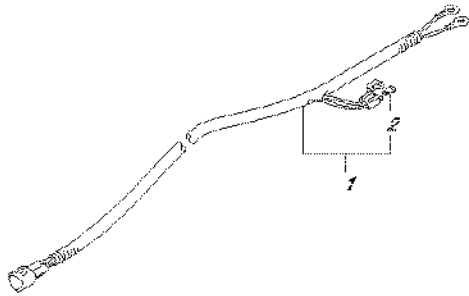


FIG.523H

FIG.523H (4-L-3) OPT:HARNESS (2) (DF175Z E40)

REF NO.	PART NO.	DESCRIPTION	Q'TY	REMARKS
1-1	36663-98J00	HARNESS ASSY, ACTIVE HUB PWR S	1	L:2500
1-2	36663-98J10	HARNESS ASSY, ACTIVE HUB PWR L	1	L:6000
2	09481-05501	.FUSE (5A)	1	

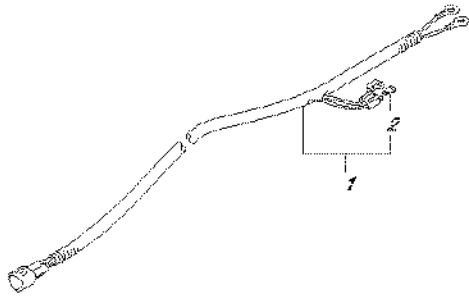


FIG.530A

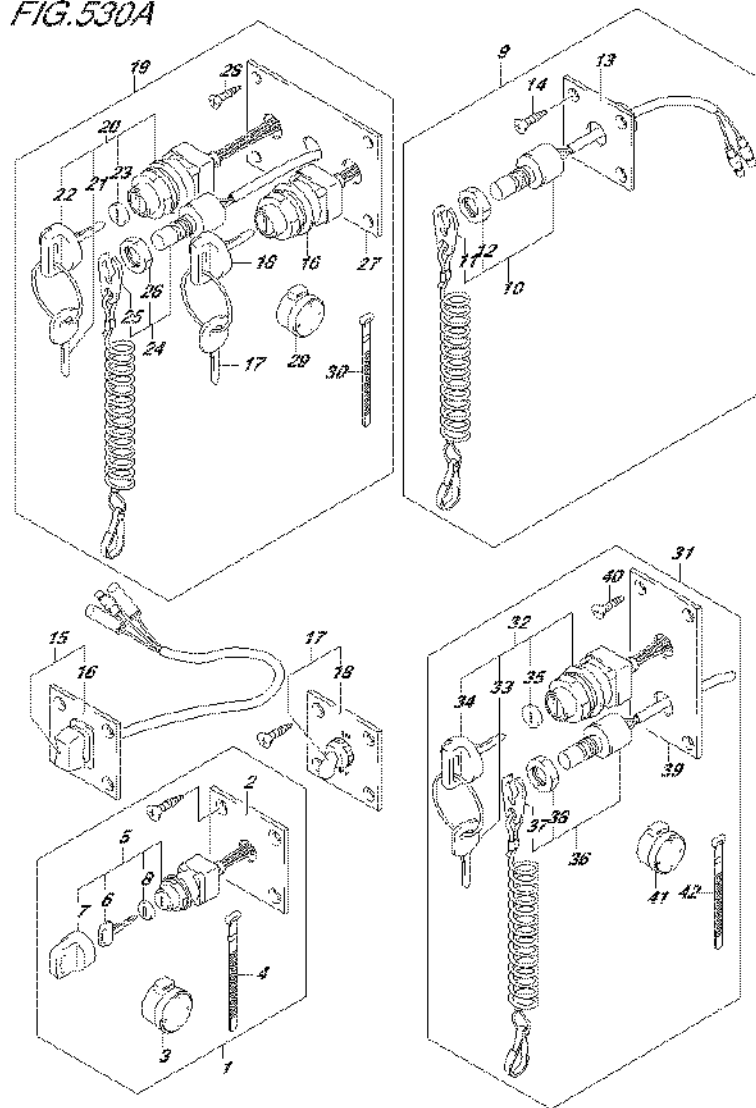
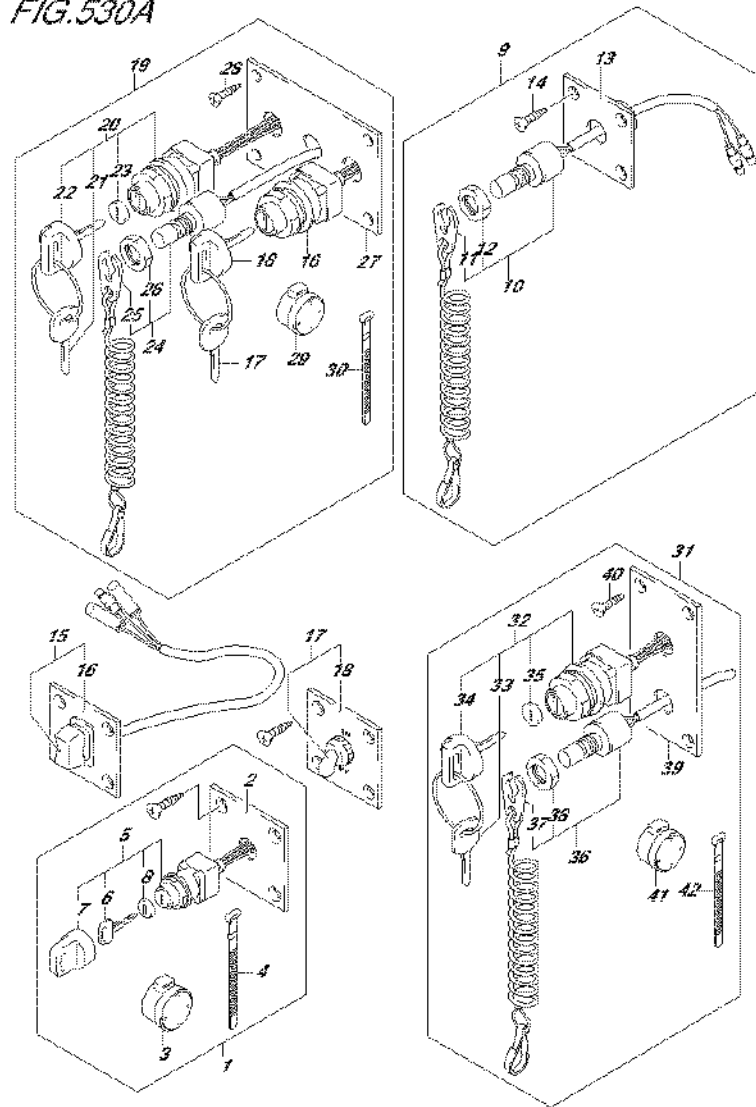


FIG.530A (4-L-4) OPT:SWITCH (DF150T E01)

REF NO.	PART NO.	DESCRIPTION	Q'TY	REMARKS
1	37100-96J00	PANEL ASSY, IGNITION SW	1	
2	37139-99E00	.PANEL, IGNITION SW	1	
3	38500-93J90	.BUZZER ASSY, WARNING	1	
4	09407-08401	.CLAMP (L:80)	1	
5	37110-93J01	.SWITCH ASSY, IGNITION	1	
6-1	37141-99E00	..KEY (931)	2	
6-2	37141-99E10	..KEY (932)	2	
6-3	37141-99E20	..KEY (933)	2	
6-4	37141-99E30	..KEY (934)	2	
6-5	37141-99E40	..KEY (935)	2	
6-6	37141-99E50	..KEY (936)	2	
6-7	37141-99E60	..KEY (937)	2	
6-8	37141-99E70	..KEY (938)	2	
6-9	37141-99E80	..KEY (939)	2	
6-10	37141-99E90	..KEY (940)	2	
6-11	37141-99EA0	..KEY (941)	2	
6-12	37141-99EB0	..KEY (942)	2	
7	37143-99E00	..CAP, KEY	1	
8	37149-93J00	..CAP, CYLINDER BODY	1	
9	37803-93J04	PANEL ASSY, EMERGENCY SW	1	
10	37820-93J04	.SWITCH ASSY, EMERGENCY	1	
11	37823-92E01	..PLATE ASSY, EMERGENCY SW	1	
12	37826-92J00	..NUT	1	
13	37825-99E00	.PANEL, EMERGENCY SW	1	
14	03122-05165	.SCREW	4	
15	37805-93J00	PANEL ASSY, PTT SW	1	
16	37855-99E00	.PANEL, PTT SW	1	
17	37210-93J00	PANEL ASSY, LIGHTING SW	1	
18	37212-93J00	.PANEL, LIGHTING SW	1	
19	37100-96J14	PANEL ASSY, DUAL ENGINE SW	1	
20	37110-93J01	.SWITCH ASSY, IGNITION	2	
21-1	37141-99E00	..KEY (931)	4	
21-2	37141-99E10	..KEY (932)	4	
21-3	37141-99E20	..KEY (933)	4	

FIG.530A



DF175_E01_016_530A
OPT.SWITCH

FIG.530A (4-L-5) OPT:SWITCH (DF150T E01)

REF NO.	PART NO.	DESCRIPTION	Q'TY	REMARKS
21-4	37141-99E30	..KEY (934)	4	
21-5	37141-99E40	..KEY (935)	4	
21-6	37141-99E50	..KEY (936)	4	
21-7	37141-99E60	..KEY (937)	4	
21-8	37141-99E70	..KEY (938)	4	
21-9	37141-99E80	..KEY (939)	4	
21-10	37141-99E90	..KEY (940)	4	
21-11	37141-99EA0	..KEY (941)	4	
21-12	37141-99EB0	..KEY (942)	4	
22	37143-99E00	..CAP, KEY	2	
23	37149-93J00	..CAP, CYLINDER BODY	2	
24	37820-93J94	..SWITCH ASSY, EMERGENCY	1	
25	37823-92E01	..PLATE ASSY, EMERGENCY SW	1	
26	37826-92J00	..NUT	1	
27	37139-99E10	..PANEL	1	
28	03121-0516A	..SCREW	4	
29	38500-93J90	..BUZZER ASSY, WARNING	1	
30	09407-08401	..CLAMP (L:80)	1	
31	37100-96J24	PANEL ASSY, ENGINE SW	1	
32	37110-93J01	..SWITCH ASSY, IGNITION	1	
33-1	37141-99E00	..KEY (931)	2	
33-2	37141-99E10	..KEY (932)	2	
33-3	37141-99E20	..KEY (933)	2	
33-4	37141-99E30	..KEY (934)	2	
33-5	37141-99E40	..KEY (935)	2	
33-6	37141-99E50	..KEY (936)	2	
33-7	37141-99E60	..KEY (937)	2	
33-8	37141-99E70	..KEY (938)	2	
33-9	37141-99E80	..KEY (939)	2	
33-10	37141-99E90	..KEY (940)	2	
33-11	37141-99EA0	..KEY (941)	2	
33-12	37141-99EB0	..KEY (942)	2	
34	37143-99E00	..CAP, KEY	1	
35	37149-93J00	..CAP, CYLINDER BODY	1	

DF175_E01_016

FIG.530A

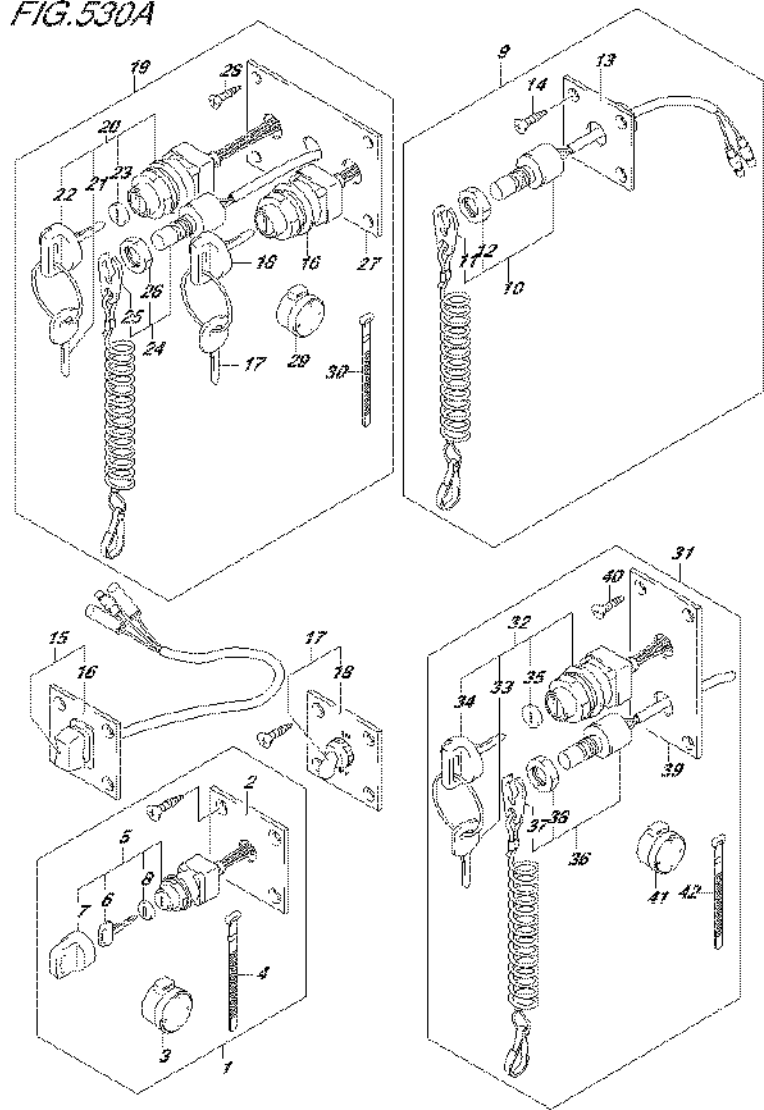
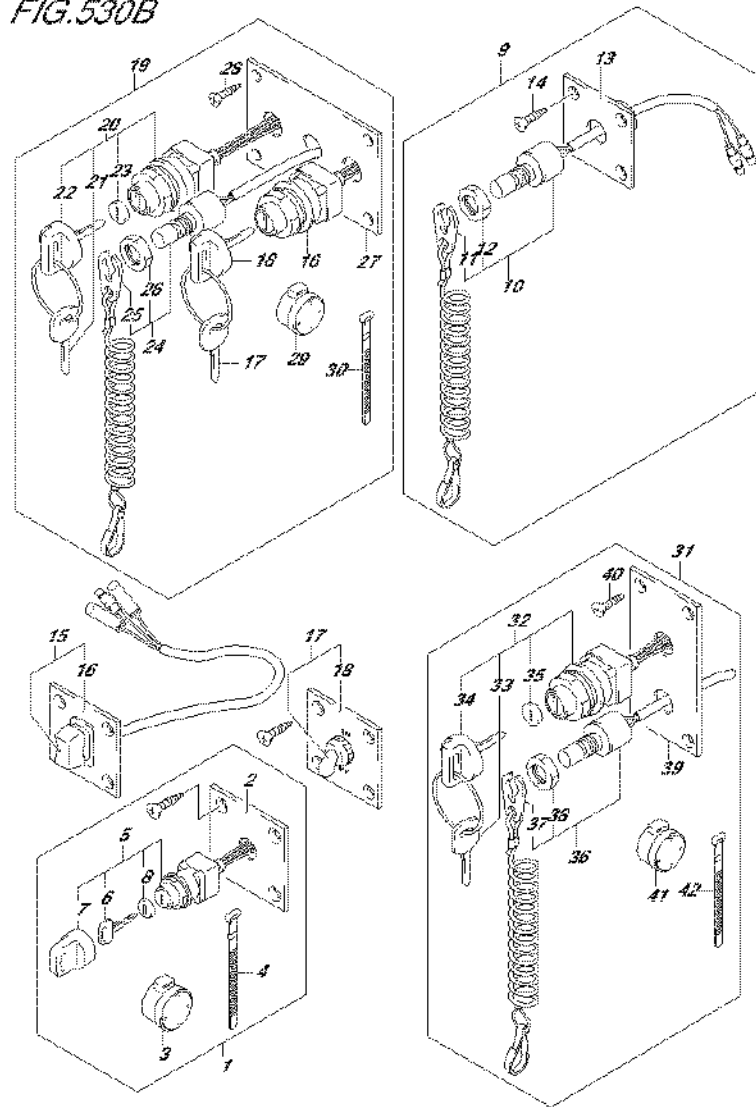


FIG.530A (4-L-6) OPT:SWITCH (DF150T E01)

REF NO.	PART NO.	DESCRIPTION	Q'TY	REMARKS
36	37820-93J04	.SWITCH ASSY, EMERGENCY	1	
37	37823-92E01	..PLATE ASSY, EMERGENCY SW	1	
		LOCK		
38	37826-92J00	..NUT	1	
39	37139-99E20	.PANEL	1	
40	03121-0516A	.SCREW	4	
41	38500-93J90	.BUZZER ASSY, WARNING	1	
42	09407-08401	.CLAMP (L:80)	1	

FIG.530B



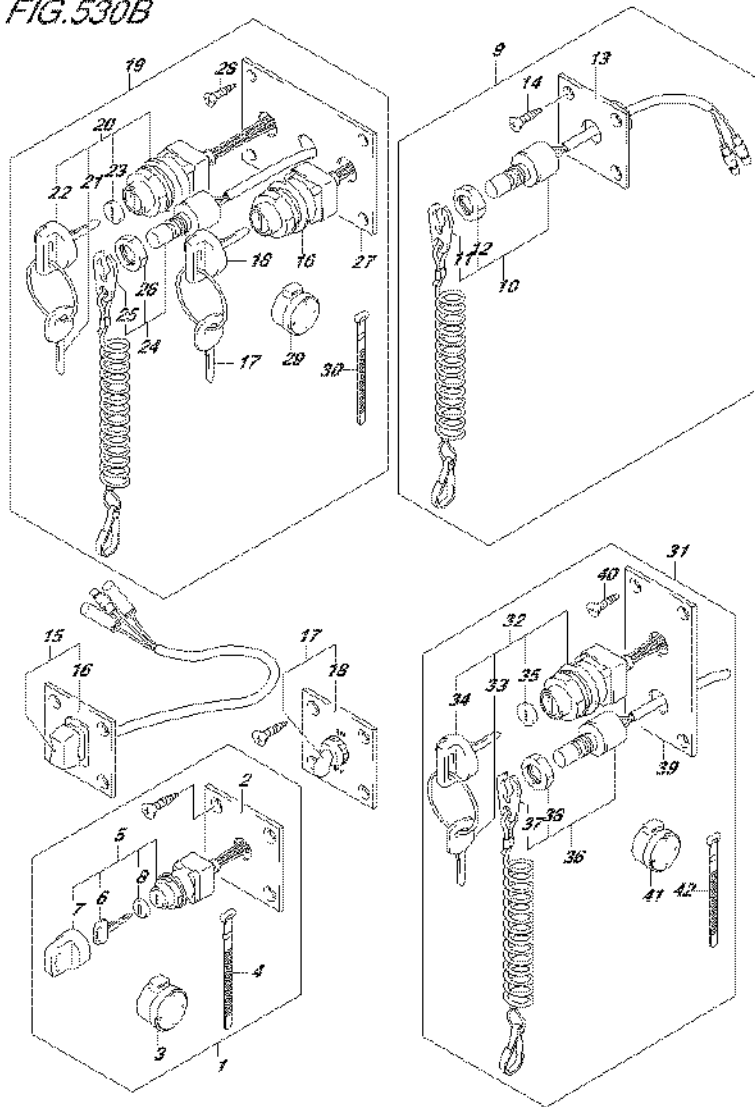
DF175_E01_016_530B
OPT.SWITCH

FIG.530B (4-L-7) OPT:SWITCH (DF150T E40)

REF NO.	PART NO.	DESCRIPTION	Q'TY	REMARKS
1	37100-96J00	PANEL ASSY, IGNITION SW	1	
2	37139-99E00	.PANEL, IGNITION SW	1	
3	38500-93J90	.BUZZER ASSY, WARNING	1	
4	09407-08401	.CLAMP (L:80)	1	
5	37110-93J01	.SWITCH ASSY, IGNITION	1	
6-1	37141-99E00	..KEY (931)	2	
6-2	37141-99E10	..KEY (932)	2	
6-3	37141-99E20	..KEY (933)	2	
6-4	37141-99E30	..KEY (934)	2	
6-5	37141-99E40	..KEY (935)	2	
6-6	37141-99E50	..KEY (936)	2	
6-7	37141-99E60	..KEY (937)	2	
6-8	37141-99E70	..KEY (938)	2	
6-9	37141-99E80	..KEY (939)	2	
6-10	37141-99E90	..KEY (940)	2	
6-11	37141-99EA0	..KEY (941)	2	
6-12	37141-99EB0	..KEY (942)	2	
7	37143-99E00	..CAP, KEY	1	
8	37149-93J00	..CAP, CYLINDER BODY	1	
9	37803-93J04	PANEL ASSY, EMERGENCY SW	1	
10	37820-93J04	.SWITCH ASSY, EMERGENCY	1	
11	37823-92E01	..PLATE ASSY, EMERGENCY SW	1	
12	37826-92J00	..NUT	1	
13	37825-99E00	.PANEL, EMERGENCY SW	1	
14	03122-05165	.SCREW	4	
15	37805-93J00	PANEL ASSY, PTT SW	1	
16	37855-99E00	.PANEL, PTT SW	1	
17	37210-93J00	PANEL ASSY, LIGHTING SW	1	
18	37212-93J00	.PANEL, LIGHTING SW	1	
19	37100-96J14	PANEL ASSY, DUAL ENGINE SW	1	
20	37110-93J01	.SWITCH ASSY, IGNITION	2	
21-1	37141-99E00	..KEY (931)	4	
21-2	37141-99E10	..KEY (932)	4	
21-3	37141-99E20	..KEY (933)	4	

DF175_E01_016

FIG.530B



DF175_E01_016_530B
OPT.SWITCH

FIG.530B (4-L-8) OPT:SWITCH (DF150T E40)

REF NO.	PART NO.	DESCRIPTION	Q'TY	REMARKS
21-4	37141-99E30	..KEY (934)	4	
21-5	37141-99E40	..KEY (935)	4	
21-6	37141-99E50	..KEY (936)	4	
21-7	37141-99E60	..KEY (937)	4	
21-8	37141-99E70	..KEY (938)	4	
21-9	37141-99E80	..KEY (939)	4	
21-10	37141-99E90	..KEY (940)	4	
21-11	37141-99EA0	..KEY (941)	4	
21-12	37141-99EB0	..KEY (942)	4	
22	37143-99E00	..CAP, KEY	2	
23	37149-93J00	..CAP, CYLINDER BODY	2	
24	37820-93J94	..SWITCH ASSY, EMERGENCY	1	
25	37823-92E01	..PLATE ASSY, EMERGENCY SW	1	
26	37826-92J00	..NUT	1	
27	37139-99E10	..PANEL	1	
28	03121-0516A	..SCREW	4	
29	38500-93J90	..BUZZER ASSY, WARNING	1	
30	09407-08401	..CLAMP (L:80)	1	
31	37100-96J24	..PANEL ASSY, ENGINE SW	1	
32	37110-93J01	..SWITCH ASSY, IGNITION	1	
33-1	37141-99E00	..KEY (931)	2	
33-2	37141-99E10	..KEY (932)	2	
33-3	37141-99E20	..KEY (933)	2	
33-4	37141-99E30	..KEY (934)	2	
33-5	37141-99E40	..KEY (935)	2	
33-6	37141-99E50	..KEY (936)	2	
33-7	37141-99E60	..KEY (937)	2	
33-8	37141-99E70	..KEY (938)	2	
33-9	37141-99E80	..KEY (939)	2	
33-10	37141-99E90	..KEY (940)	2	
33-11	37141-99EA0	..KEY (941)	2	
33-12	37141-99EB0	..KEY (942)	2	
34	37143-99E00	..CAP, KEY	1	
35	37149-93J00	..CAP, CYLINDER BODY	1	

DF175_E01_016

FIG.530B

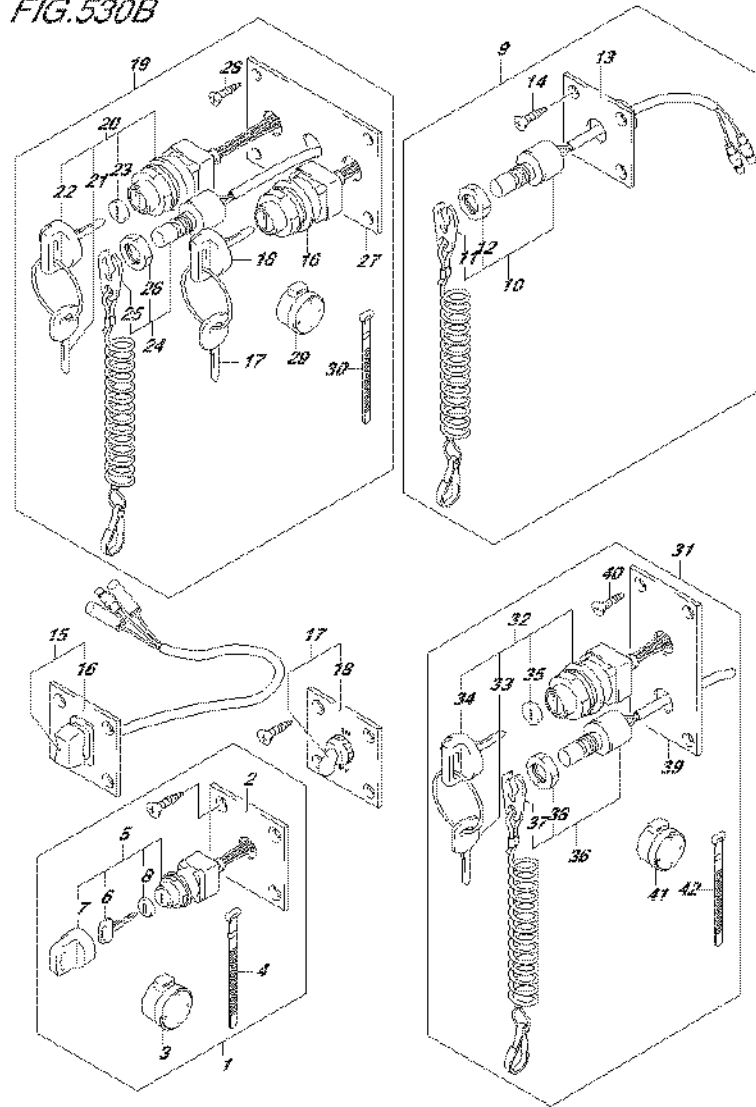


FIG.530B (4-L-9) OPT:SWITCH (DF150T E40)

REF NO.	PART NO.	DESCRIPTION	Q'TY	REMARKS
36	37820-93J04	.SWITCH ASSY, EMERGENCY	1	
37	37823-92E01	..PLATE ASSY, EMERGENCY SW	1	
		LOCK		
38	37826-92J00	..NUT	1	
39	37139-99E20	.PANEL	1	
40	03121-0516A	.SCREW	4	
41	38500-93J90	.BUZZER ASSY, WARNING	1	
42	09407-08401	.CLAMP (L:80)	1	

FIG.530C

FIG.530C (4-L-10) OPT:SWITCH (DF150TG E01)

REF NO.	PART NO.	DESCRIPTION	Q'TY	REMARKS
1	37860-87L00	PANEL ASSY, TROLLING CONTROL	1	
2	37862-87L00	.PANEL	1	
3	09131-05004	.SCREW (5X16)	4	

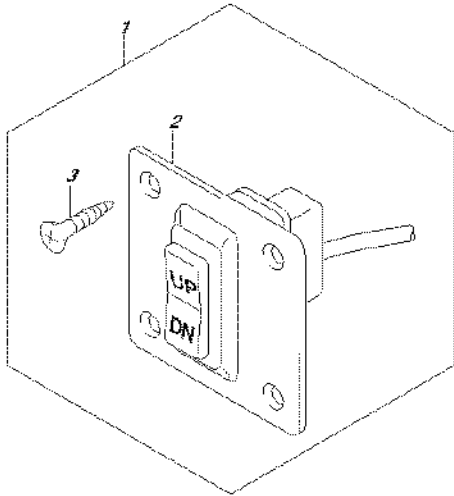


FIG.530D

FIG.530D (4-L-11) OPT:SWITCH (DF150TG E40)

REF NO.	PART NO.	DESCRIPTION	Q'TY	REMARKS
1	37860-87L00	PANEL ASSY, TROLLING CONTROL	1	
2	37862-87L00	.PANEL	1	
3	09131-05004	.SCREW (5X16)	4	

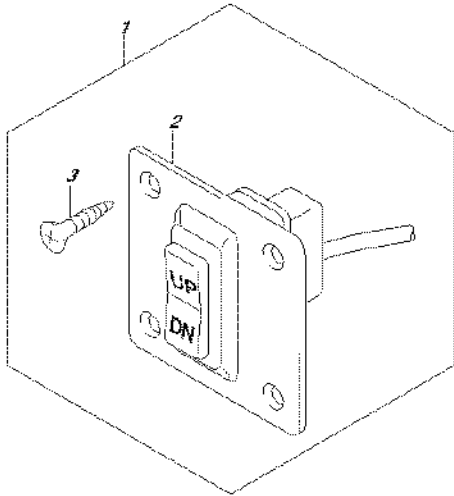


FIG.530E

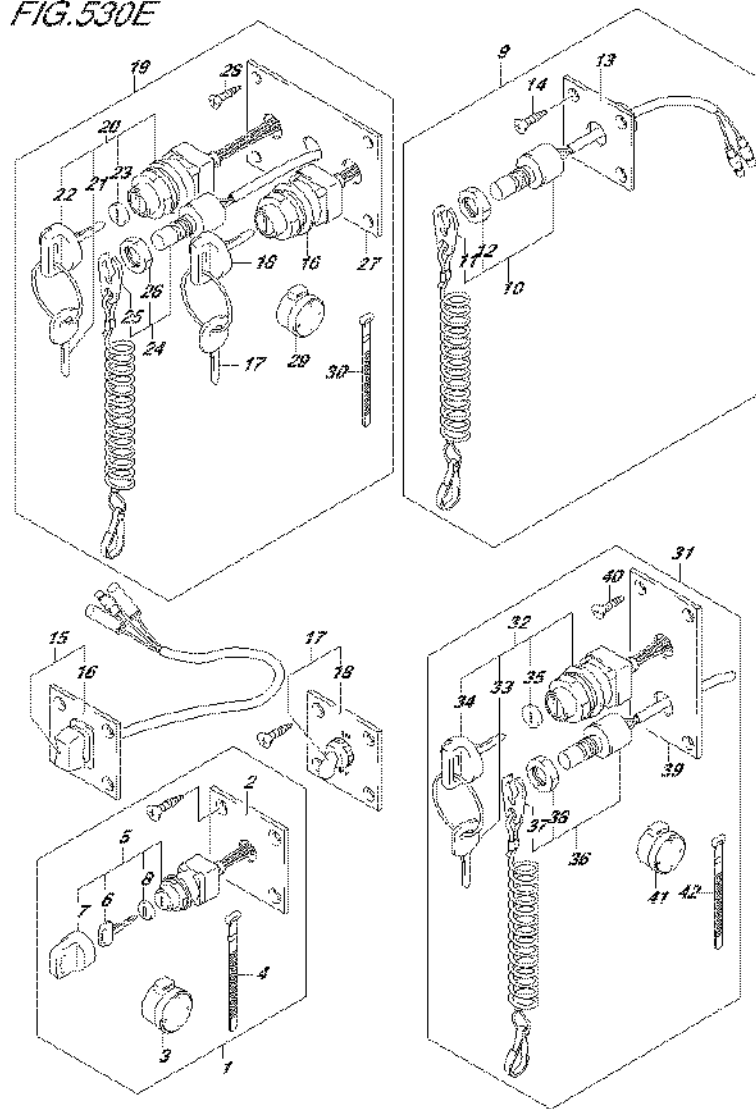


FIG.530E (4-L-12) OPT:SWITCH (DF150Z E01)

REF NO.	PART NO.	DESCRIPTION	Q'TY	REMARKS
1	37100-96J00	PANEL ASSY, IGNITION SW	1	
2	37139-99E00	.PANEL, IGNITION SW	1	
3	38500-93J90	.BUZZER ASSY, WARNING	1	
4	09407-08401	.CLAMP (L:80)	1	
5	37110-93J01	.SWITCH ASSY, IGNITION	1	
6-1	37141-99E00	..KEY (931)	2	
6-2	37141-99E10	..KEY (932)	2	
6-3	37141-99E20	..KEY (933)	2	
6-4	37141-99E30	..KEY (934)	2	
6-5	37141-99E40	..KEY (935)	2	
6-6	37141-99E50	..KEY (936)	2	
6-7	37141-99E60	..KEY (937)	2	
6-8	37141-99E70	..KEY (938)	2	
6-9	37141-99E80	..KEY (939)	2	
6-10	37141-99E90	..KEY (940)	2	
6-11	37141-99EA0	..KEY (941)	2	
6-12	37141-99EB0	..KEY (942)	2	
7	37143-99E00	..CAP, KEY	1	
8	37149-93J00	..CAP, CYLINDER BODY	1	
9	37803-93J04	PANEL ASSY, EMERGENCY SW	1	
10	37820-93J04	.SWITCH ASSY, EMERGENCY	1	
11	37823-92E01	..PLATE ASSY, EMERGENCY SW	1	
12	37826-92J00	..NUT	1	
13	37825-99E00	.PANEL, EMERGENCY SW	1	
14	03122-05165	.SCREW	4	
15	37805-93J00	PANEL ASSY, PTT SW	1	
16	37855-99E00	.PANEL, PTT SW	1	
17	37210-93J00	PANEL ASSY, LIGHTING SW	1	
18	37212-93J00	.PANEL, LIGHTING SW	1	
19	37100-96J14	PANEL ASSY, DUAL ENGINE SW	1	
20	37110-93J01	.SWITCH ASSY, IGNITION	2	
21-1	37141-99E00	..KEY (931)	4	
21-2	37141-99E10	..KEY (932)	4	
21-3	37141-99E20	..KEY (933)	4	

FIG.530E

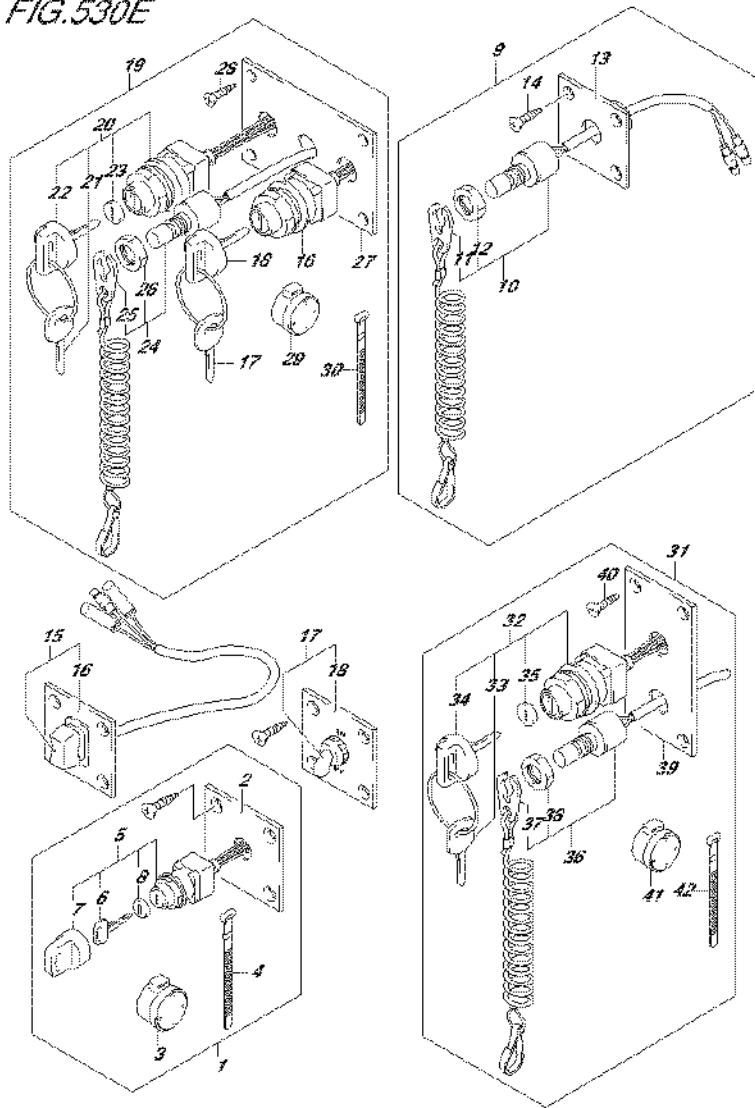


FIG.530E (4-L-13) OPT:SWITCH (DF150Z E01)

REF NO.	PART NO.	DESCRIPTION	Q'TY	REMARKS
21-4	37141-99E30	..KEY (934)	4	
21-5	37141-99E40	..KEY (935)	4	
21-6	37141-99E50	..KEY (936)	4	
21-7	37141-99E60	..KEY (937)	4	
21-8	37141-99E70	..KEY (938)	4	
21-9	37141-99E80	..KEY (939)	4	
21-10	37141-99E90	..KEY (940)	4	
21-11	37141-99EA0	..KEY (941)	4	
21-12	37141-99EB0	..KEY (942)	4	
22	37143-99E00	..CAP, KEY	2	
23	37149-93J00	..CAP, CYLINDER BODY	2	
24	37820-93J94	..SWITCH ASSY, EMERGENCY	1	
25	37823-92E01	..PLATE ASSY, EMERGENCY SW	1	
26	37826-92J00	..NUT	1	
27	37139-99E10	..PANEL	1	
28	03121-0516A	..SCREW	4	
29	38500-93J90	..BUZZER ASSY, WARNING	1	
30	09407-08401	..CLAMP (L:80)	1	
31	37100-96J24	PANEL ASSY, ENGINE SW	1	
32	37110-93J01	..SWITCH ASSY, IGNITION	1	
33-1	37141-99E00	..KEY (931)	2	
33-2	37141-99E10	..KEY (932)	2	
33-3	37141-99E20	..KEY (933)	2	
33-4	37141-99E30	..KEY (934)	2	
33-5	37141-99E40	..KEY (935)	2	
33-6	37141-99E50	..KEY (936)	2	
33-7	37141-99E60	..KEY (937)	2	
33-8	37141-99E70	..KEY (938)	2	
33-9	37141-99E80	..KEY (939)	2	
33-10	37141-99E90	..KEY (940)	2	
33-11	37141-99EA0	..KEY (941)	2	
33-12	37141-99EB0	..KEY (942)	2	
34	37143-99E00	..CAP, KEY	1	
35	37149-93J00	..CAP, CYLINDER BODY	1	

FIG.530E

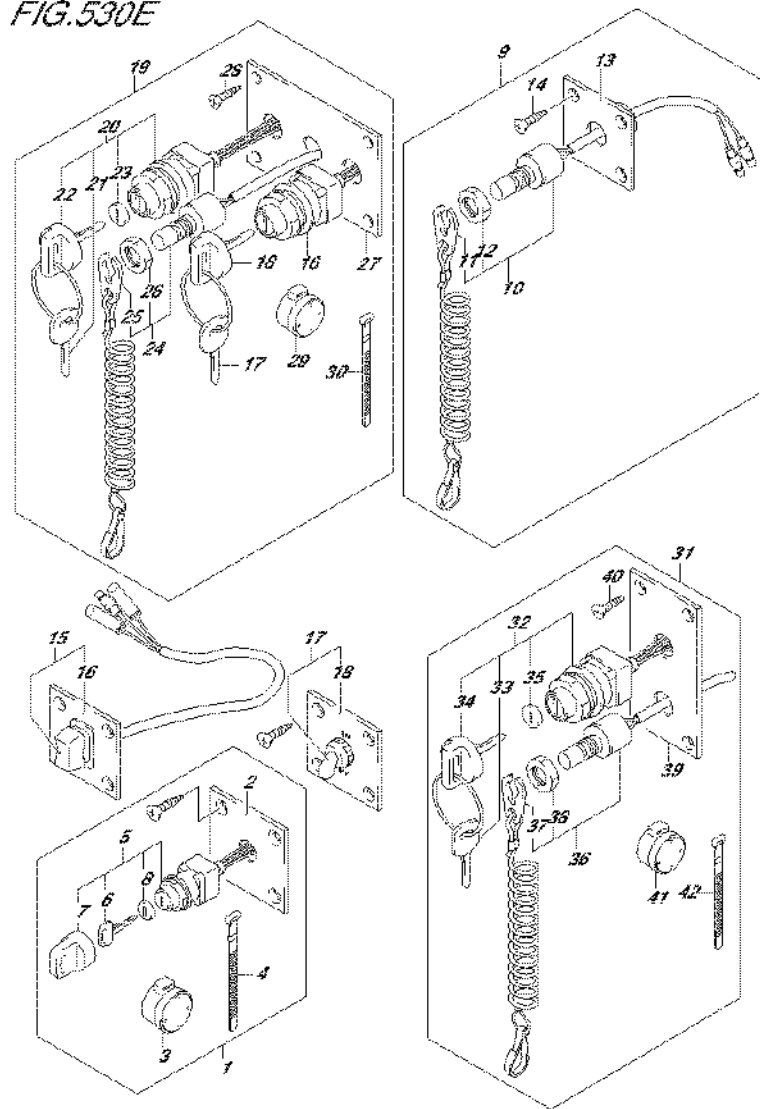


FIG.530E (4-L-14) OPT:SWITCH (DF150Z E01)

REF NO.	PART NO.	DESCRIPTION	Q'TY	REMARKS
36	37820-93J04	.SWITCH ASSY, EMERGENCY	1	
37	37823-92E01	..PLATE ASSY, EMERGENCY SW	1	
		LOCK		
38	37826-92J00	..NUT	1	
39	37139-99E20	.PANEL	1	
40	03121-0516A	.SCREW	4	
41	38500-93J90	.BUZZER ASSY, WARNING	1	
42	09407-08401	.CLAMP (L:80)	1	

FIG.530F

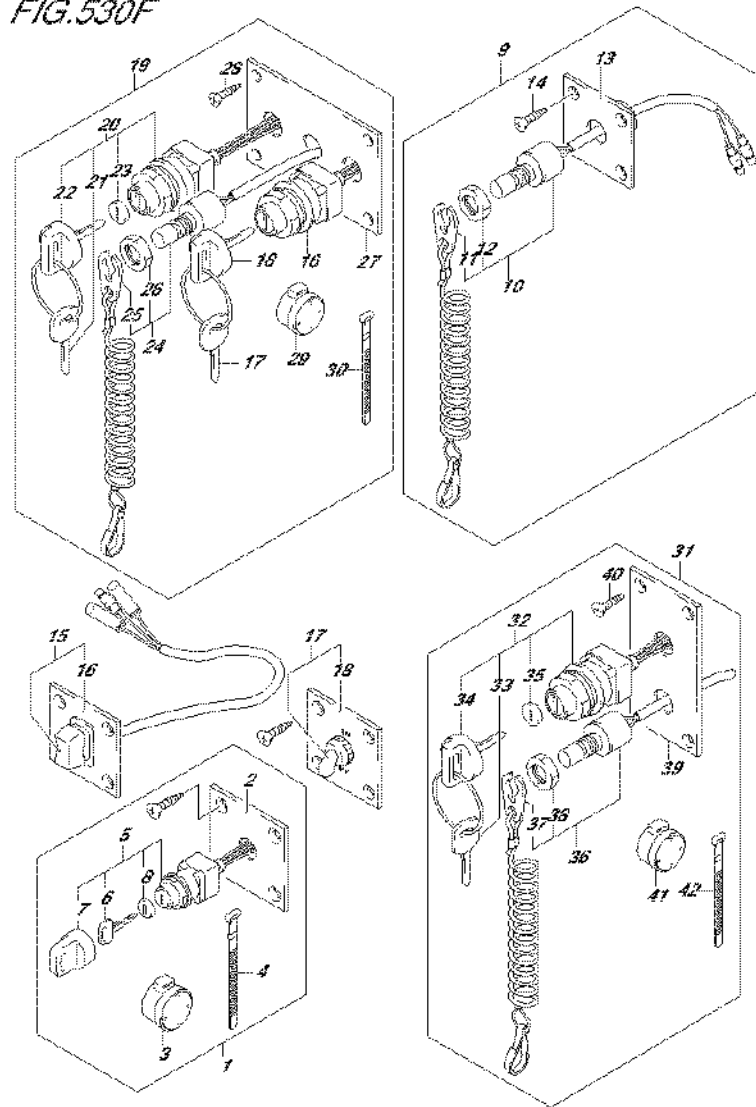
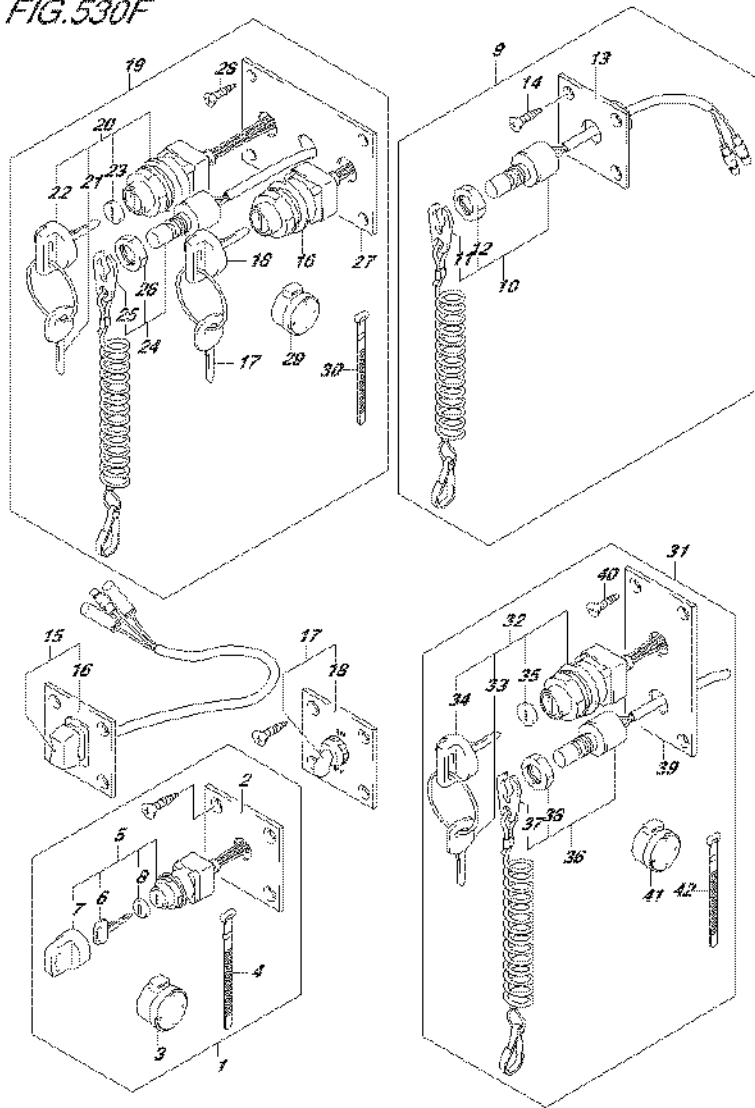


FIG.530F (4-L-15) OPT:SWITCH (DF150Z E40)

REF NO.	PART NO.	DESCRIPTION	Q'TY	REMARKS
1	37100-96J00	PANEL ASSY, IGNITION SW	1	
2	37139-99E00	.PANEL, IGNITION SW	1	
3	38500-93J90	.BUZZER ASSY, WARNING	1	
4	09407-08401	.CLAMP (L:80)	1	
5	37110-93J01	.SWITCH ASSY, IGNITION	1	
6-1	37141-99E00	..KEY (931)	2	
6-2	37141-99E10	..KEY (932)	2	
6-3	37141-99E20	..KEY (933)	2	
6-4	37141-99E30	..KEY (934)	2	
6-5	37141-99E40	..KEY (935)	2	
6-6	37141-99E50	..KEY (936)	2	
6-7	37141-99E60	..KEY (937)	2	
6-8	37141-99E70	..KEY (938)	2	
6-9	37141-99E80	..KEY (939)	2	
6-10	37141-99E90	..KEY (940)	2	
6-11	37141-99EA0	..KEY (941)	2	
6-12	37141-99EB0	..KEY (942)	2	
7	37143-99E00	..CAP, KEY	1	
8	37149-93J00	..CAP, CYLINDER BODY	1	
9	37803-93J04	PANEL ASSY, EMERGENCY SW	1	
10	37820-93J04	.SWITCH ASSY, EMERGENCY	1	
11	37823-92E01	..PLATE ASSY, EMERGENCY SW	1	
12	37826-92J00	..NUT	1	
13	37825-99E00	.PANEL, EMERGENCY SW	1	
14	03122-05165	.SCREW	4	
15	37805-93J00	PANEL ASSY, PTT SW	1	
16	37855-99E00	.PANEL, PTT SW	1	
17	37210-93J00	PANEL ASSY, LIGHTING SW	1	
18	37212-93J00	.PANEL, LIGHTING SW	1	
19	37100-96J14	PANEL ASSY, DUAL ENGINE SW	1	
20	37110-93J01	.SWITCH ASSY, IGNITION	2	
21-1	37141-99E00	..KEY (931)	4	
21-2	37141-99E10	..KEY (932)	4	
21-3	37141-99E20	..KEY (933)	4	

FIG.530F



DF175_E01_016_530F
OPT.SWITCH

FIG.530F (5-B-2) OPT:SWITCH (DF150Z E40)

REF NO.	PART NO.	DESCRIPTION	Q'TY	REMARKS
21-4	37141-99E30	..KEY (934)	4	
21-5	37141-99E40	..KEY (935)	4	
21-6	37141-99E50	..KEY (936)	4	
21-7	37141-99E60	..KEY (937)	4	
21-8	37141-99E70	..KEY (938)	4	
21-9	37141-99E80	..KEY (939)	4	
21-10	37141-99E90	..KEY (940)	4	
21-11	37141-99EA0	..KEY (941)	4	
21-12	37141-99EB0	..KEY (942)	4	
22	37143-99E00	..CAP, KEY	2	
23	37149-93J00	..CAP, CYLINDER BODY	2	
24	37820-93J94	..SWITCH ASSY, EMERGENCY	1	
25	37823-92E01	..PLATE ASSY, EMERGENCY SW	1	
26	37826-92J00	..NUT	1	
27	37139-99E10	..PANEL	1	
28	03121-0516A	..SCREW	4	
29	38500-93J90	..BUZZER ASSY, WARNING	1	
30	09407-08401	..CLAMP (L:80)	1	
31	37100-96J24	..PANEL ASSY, ENGINE SW	1	
32	37110-93J01	..SWITCH ASSY, IGNITION	1	
33-1	37141-99E00	..KEY (931)	2	
33-2	37141-99E10	..KEY (932)	2	
33-3	37141-99E20	..KEY (933)	2	
33-4	37141-99E30	..KEY (934)	2	
33-5	37141-99E40	..KEY (935)	2	
33-6	37141-99E50	..KEY (936)	2	
33-7	37141-99E60	..KEY (937)	2	
33-8	37141-99E70	..KEY (938)	2	
33-9	37141-99E80	..KEY (939)	2	
33-10	37141-99E90	..KEY (940)	2	
33-11	37141-99EA0	..KEY (941)	2	
33-12	37141-99EB0	..KEY (942)	2	
34	37143-99E00	..CAP, KEY	1	
35	37149-93J00	..CAP, CYLINDER BODY	1	

DF175_E01_016

FIG.530F

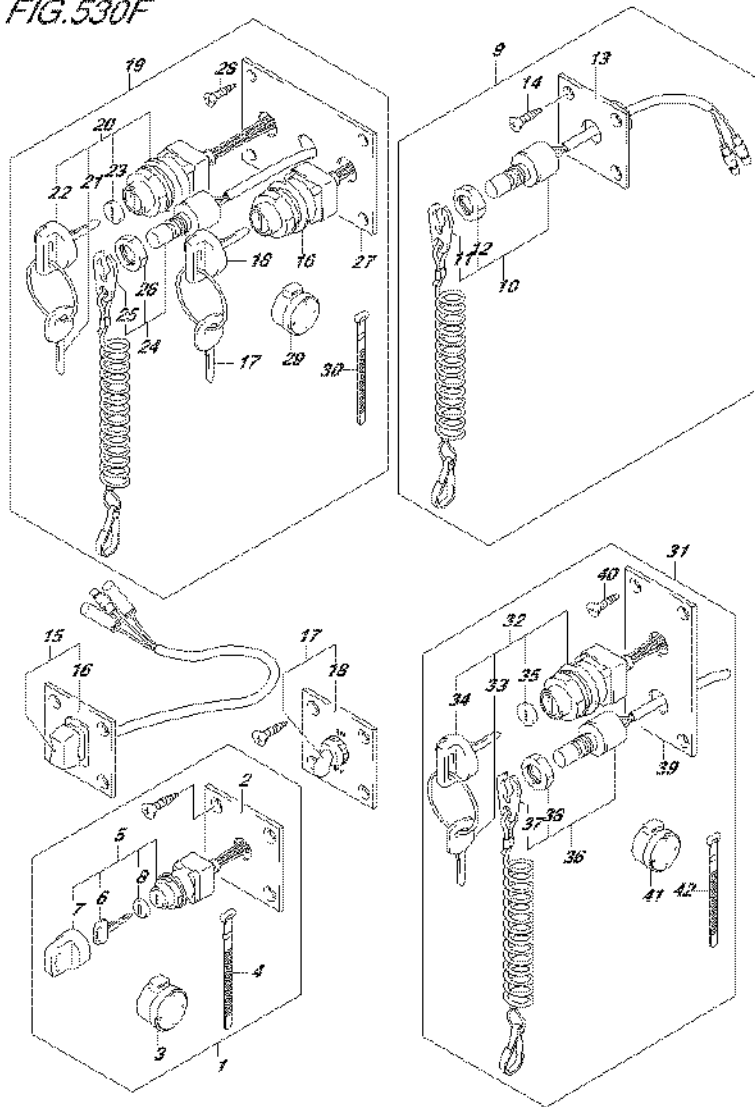


FIG.530F (5-B-3) OPT:SWITCH (DF150Z E40)

REF NO.	PART NO.	DESCRIPTION	Q'TY	REMARKS
36	37820-93J04	.SWITCH ASSY, EMERGENCY	1	
37	37823-92E01	..PLATE ASSY, EMERGENCY SW	1	
		LOCK		
38	37826-92J00	..NUT	1	
39	37139-99E20	.PANEL	1	
40	03121-0516A	.SCREW	4	
41	38500-93J90	.BUZZER ASSY, WARNING	1	
42	09407-08401	.CLAMP (L:80)	1	

FIG.530G

FIG.530G (5-B-4) OPT:SWITCH (DF150ZG E01)

REF NO.	PART NO.	DESCRIPTION	Q'TY	REMARKS
1	37860-87L00	PANEL ASSY, TROLLING CONTROL	1	
2	37862-87L00	.PANEL	1	
3	09131-05004	.SCREW (5X16)	4	

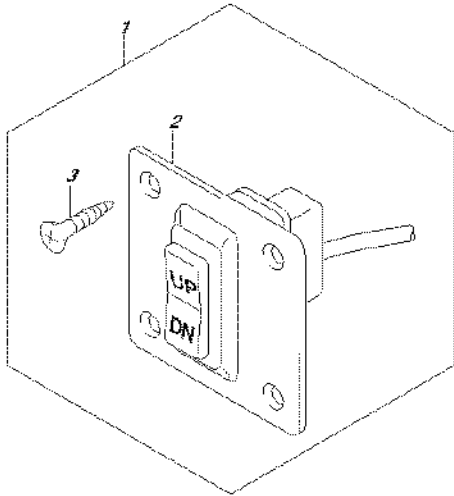


FIG.530H

FIG.530H (5-B-5) OPT:SWITCH (DF150ZG E40)

REF NO.	PART NO.	DESCRIPTION	Q'TY	REMARKS
1	37860-87L00	PANEL ASSY, TROLLING CONTROL	1	
2	37862-87L00	.PANEL	1	
3	09131-05004	.SCREW (5X16)	4	

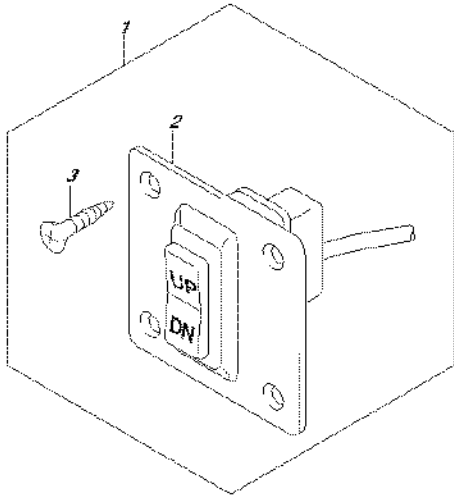


FIG.530J

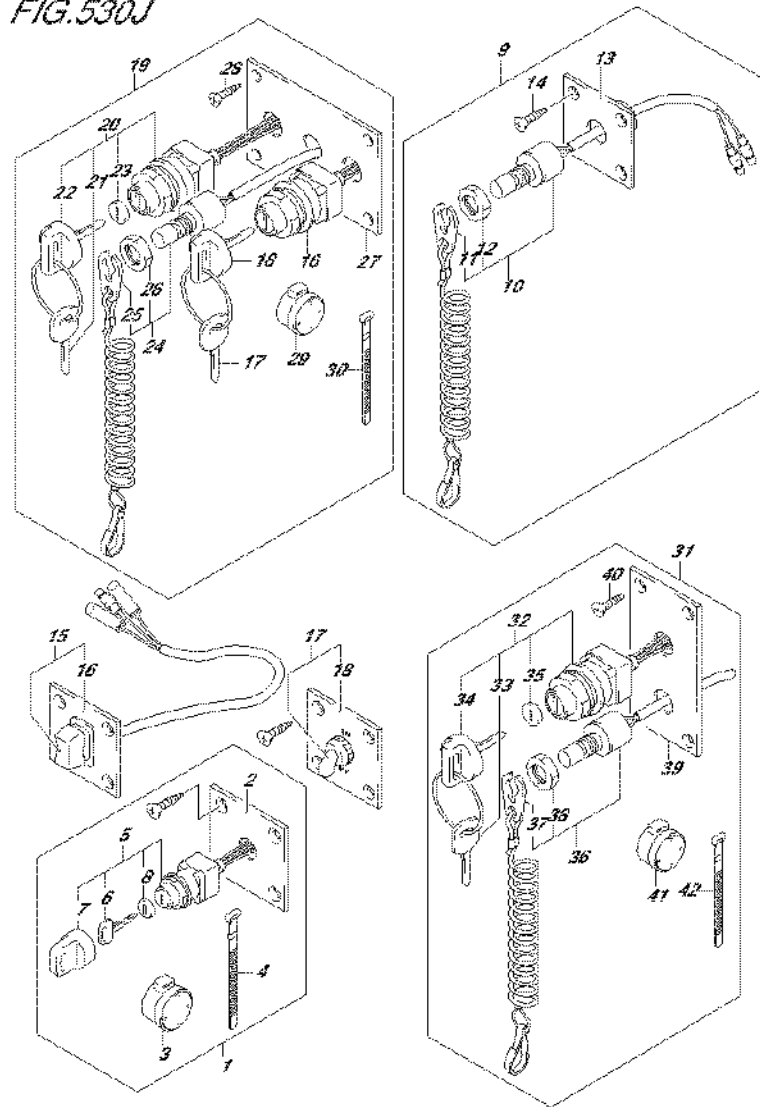


FIG.530J (5-B-6) OPT:SWITCH (DF175T E01)

REF NO.	PART NO.	DESCRIPTION	Q'TY	REMARKS
1	37100-96J00	PANEL ASSY, IGNITION SW	1	
2	37139-99E00	.PANEL, IGNITION SW	1	
3	38500-93J90	.BUZZER ASSY, WARNING	1	
4	09407-08401	.CLAMP (L:80)	1	
5	37110-93J01	.SWITCH ASSY, IGNITION	1	
6-1	37141-99E00	..KEY (931)	2	
6-2	37141-99E10	..KEY (932)	2	
6-3	37141-99E20	..KEY (933)	2	
6-4	37141-99E30	..KEY (934)	2	
6-5	37141-99E40	..KEY (935)	2	
6-6	37141-99E50	..KEY (936)	2	
6-7	37141-99E60	..KEY (937)	2	
6-8	37141-99E70	..KEY (938)	2	
6-9	37141-99E80	..KEY (939)	2	
6-10	37141-99E90	..KEY (940)	2	
6-11	37141-99EA0	..KEY (941)	2	
6-12	37141-99EB0	..KEY (942)	2	
7	37143-99E00	..CAP, KEY	1	
8	37149-93J00	..CAP, CYLINDER BODY	1	
9	37803-93J04	PANEL ASSY, EMERGENCY SW	1	
10	37820-93J04	.SWITCH ASSY, EMERGENCY	1	
11	37823-92E01	..PLATE ASSY, EMERGENCY SW	1	
12	37826-92J00	..NUT	1	
13	37825-99E00	.PANEL, EMERGENCY SW	1	
14	03122-05165	.SCREW	4	
15	37805-93J00	PANEL ASSY, PTT SW	1	
16	37855-99E00	.PANEL, PTT SW	1	
17	37210-93J00	PANEL ASSY, LIGHTING SW	1	
18	37212-93J00	.PANEL, LIGHTING SW	1	
19	37100-96J14	PANEL ASSY, DUAL ENGINE SW	1	
20	37110-93J01	.SWITCH ASSY, IGNITION	2	
21-1	37141-99E00	..KEY (931)	4	
21-2	37141-99E10	..KEY (932)	4	
21-3	37141-99E20	..KEY (933)	4	

FIG.530J

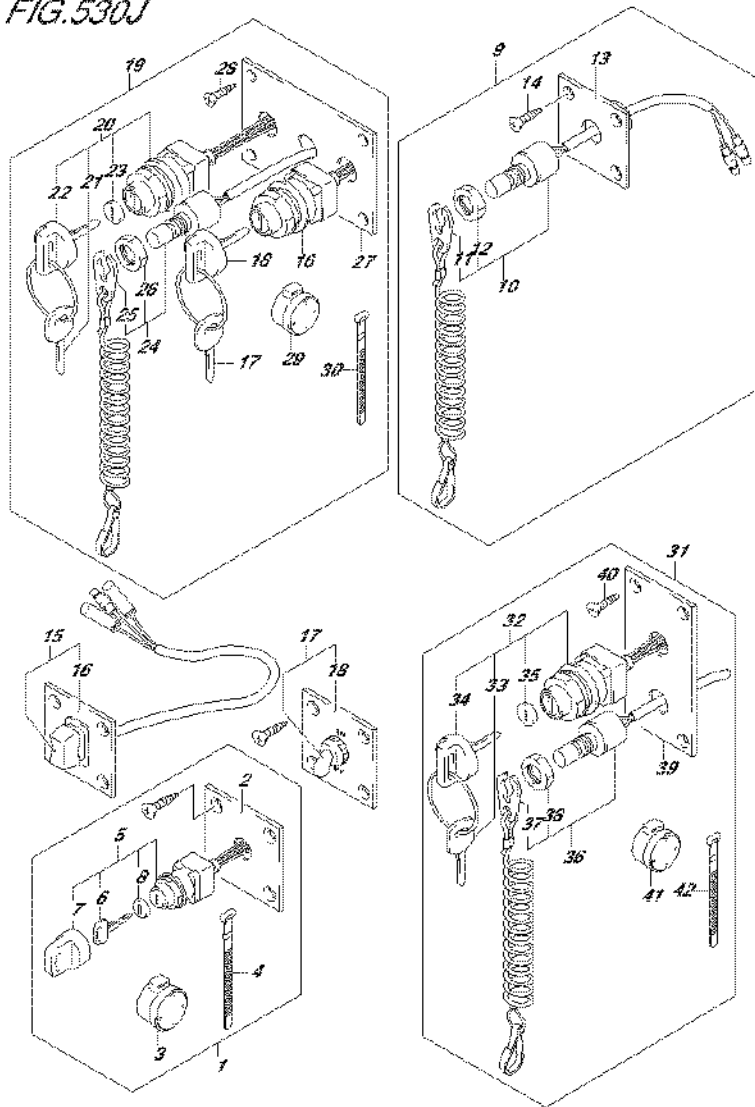


FIG.530J (5-B-7) OPT:SWITCH (DF175T E01)

REF NO.	PART NO.	DESCRIPTION	Q'TY	REMARKS
21-4	37141-99E30	..KEY (934)	4	
21-5	37141-99E40	..KEY (935)	4	
21-6	37141-99E50	..KEY (936)	4	
21-7	37141-99E60	..KEY (937)	4	
21-8	37141-99E70	..KEY (938)	4	
21-9	37141-99E80	..KEY (939)	4	
21-10	37141-99E90	..KEY (940)	4	
21-11	37141-99EA0	..KEY (941)	4	
21-12	37141-99EB0	..KEY (942)	4	
22	37143-99E00	..CAP, KEY	2	
23	37149-93J00	..CAP, CYLINDER BODY	2	
24	37820-93J94	..SWITCH ASSY, EMERGENCY	1	
25	37823-92E01	..PLATE ASSY, EMERGENCY SW	1	
26	37826-92J00	..NUT	1	
27	37139-99E10	..PANEL	1	
28	03121-0516A	..SCREW	4	
29	38500-93J90	..BUZZER ASSY, WARNING	1	
30	09407-08401	..CLAMP (L:80)	1	
31	37100-96J24	PANEL ASSY, ENGINE SW	1	
32	37110-93J01	..SWITCH ASSY, IGNITION	1	
33-1	37141-99E00	..KEY (931)	2	
33-2	37141-99E10	..KEY (932)	2	
33-3	37141-99E20	..KEY (933)	2	
33-4	37141-99E30	..KEY (934)	2	
33-5	37141-99E40	..KEY (935)	2	
33-6	37141-99E50	..KEY (936)	2	
33-7	37141-99E60	..KEY (937)	2	
33-8	37141-99E70	..KEY (938)	2	
33-9	37141-99E80	..KEY (939)	2	
33-10	37141-99E90	..KEY (940)	2	
33-11	37141-99EA0	..KEY (941)	2	
33-12	37141-99EB0	..KEY (942)	2	
34	37143-99E00	..CAP, KEY	1	
35	37149-93J00	..CAP, CYLINDER BODY	1	

FIG.530J

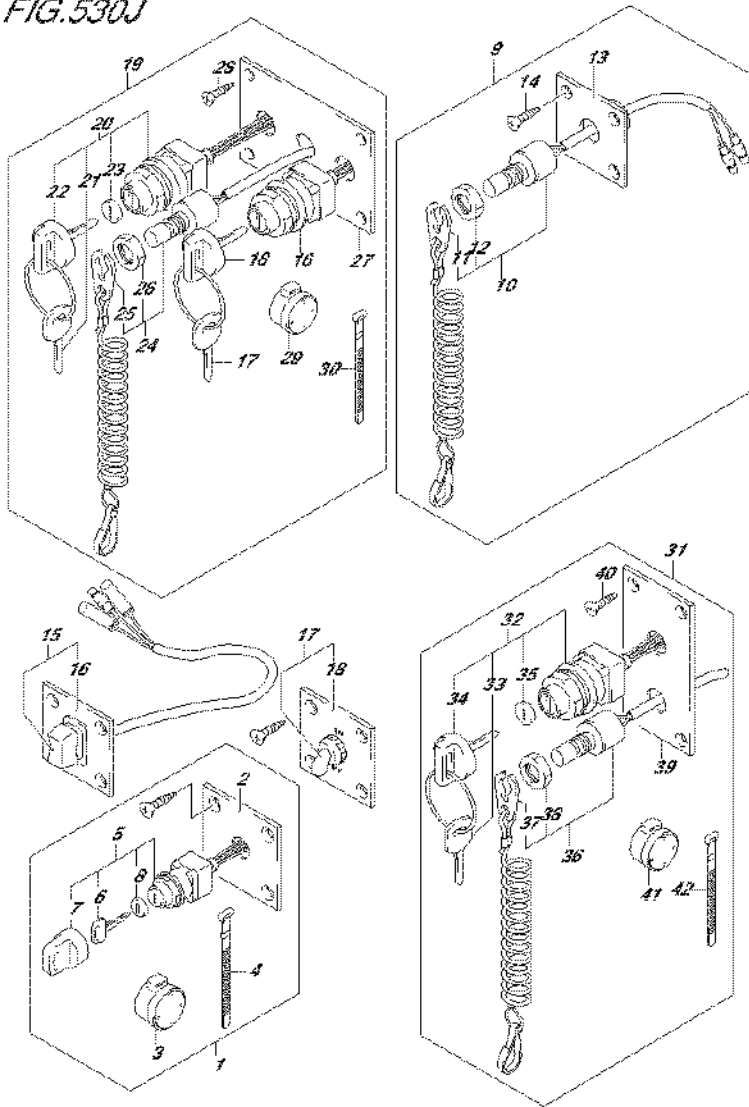


FIG.530J (5-B-8) OPT:SWITCH (DF175T E01)

REF NO.	PART NO.	DESCRIPTION	Q'TY	REMARKS
36	37820-93J04	.SWITCH ASSY, EMERGENCY	1	
37	37823-92E01	..PLATE ASSY, EMERGENCY SW	1	
		LOCK		
38	37826-92J00	..NUT	1	
39	37139-99E20	.PANEL	1	
40	03121-0516A	.SCREW	4	
41	38500-93J90	.BUZZER ASSY, WARNING	1	
42	09407-08401	.CLAMP (L:80)	1	

FIG.530K

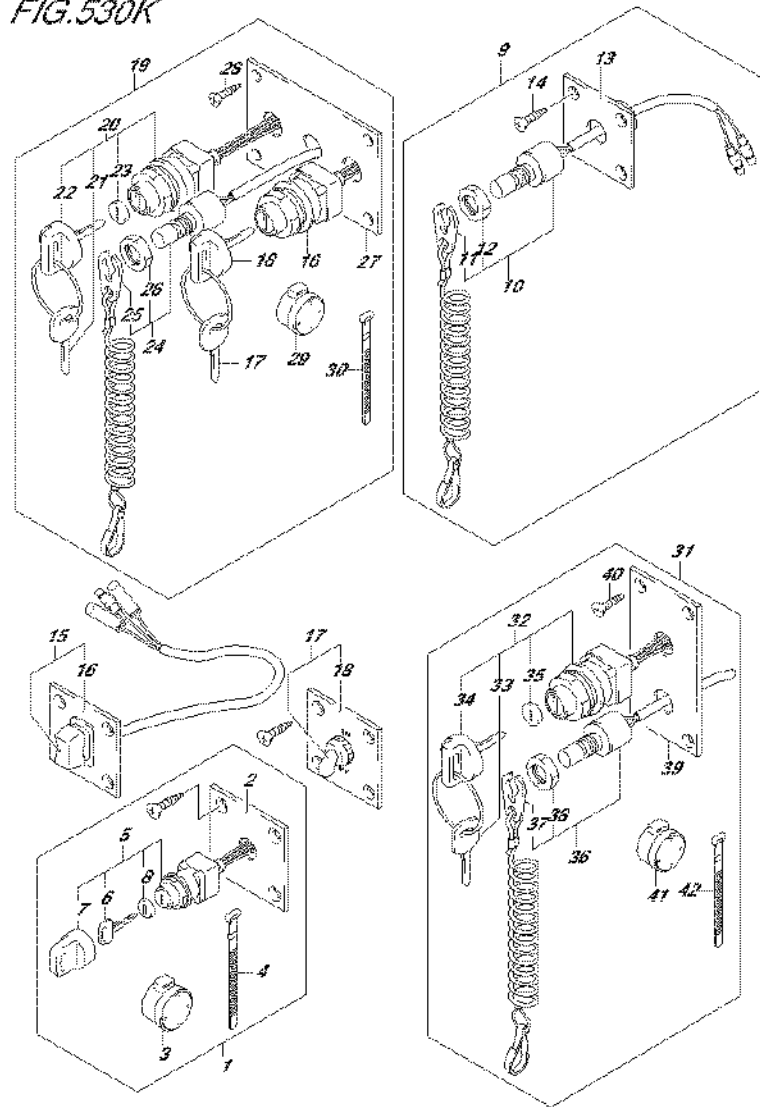
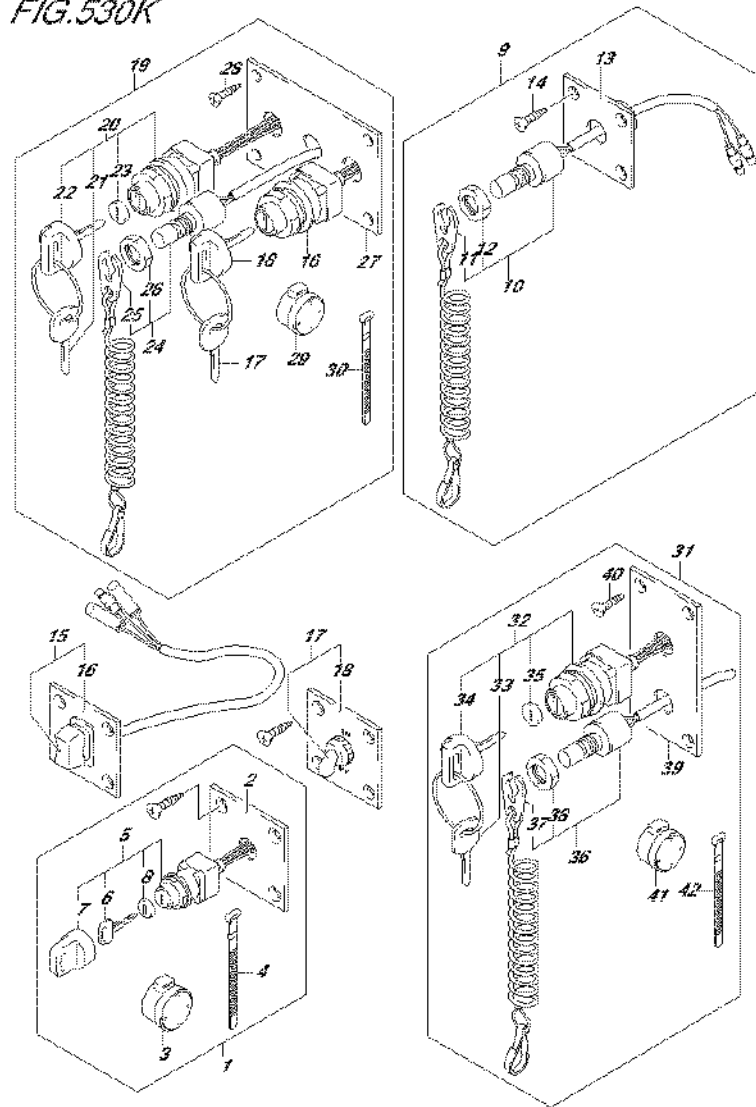


FIG.530K (5-B-9) OPT:SWITCH (DF175T E40)

REF NO.	PART NO.	DESCRIPTION	Q'TY	REMARKS
1	37100-96J00	PANEL ASSY, IGNITION SW	1	
2	37139-99E00	.PANEL, IGNITION SW	1	
3	38500-93J90	.BUZZER ASSY, WARNING	1	
4	09407-08401	.CLAMP (L:80)	1	
5	37110-93J01	.SWITCH ASSY, IGNITION	1	
6-1	37141-99E00	..KEY (931)	2	
6-2	37141-99E10	..KEY (932)	2	
6-3	37141-99E20	..KEY (933)	2	
6-4	37141-99E30	..KEY (934)	2	
6-5	37141-99E40	..KEY (935)	2	
6-6	37141-99E50	..KEY (936)	2	
6-7	37141-99E60	..KEY (937)	2	
6-8	37141-99E70	..KEY (938)	2	
6-9	37141-99E80	..KEY (939)	2	
6-10	37141-99E90	..KEY (940)	2	
6-11	37141-99EA0	..KEY (941)	2	
6-12	37141-99EB0	..KEY (942)	2	
7	37143-99E00	..CAP, KEY	1	
8	37149-93J00	..CAP, CYLINDER BODY	1	
9	37803-93J04	PANEL ASSY, EMERGENCY SW	1	
10	37820-93J04	.SWITCH ASSY, EMERGENCY	1	
11	37823-92E01	..PLATE ASSY, EMERGENCY SW	1	
12	37826-92J00	..NUT	1	
13	37825-99E00	.PANEL, EMERGENCY SW	1	
14	03122-05165	.SCREW	4	
15	37805-93J00	PANEL ASSY, PTT SW	1	
16	37855-99E00	.PANEL, PTT SW	1	
17	37210-93J00	PANEL ASSY, LIGHTING SW	1	
18	37212-93J00	.PANEL, LIGHTING SW	1	
19	37100-96J14	PANEL ASSY, DUAL ENGINE SW	1	
20	37110-93J01	.SWITCH ASSY, IGNITION	2	
21-1	37141-99E00	..KEY (931)	4	
21-2	37141-99E10	..KEY (932)	4	
21-3	37141-99E20	..KEY (933)	4	

FIG.530K



DF175_E01_016_530K
OPT.SWITCH

FIG.530K (5-B-10) OPT:SWITCH (DF175T E40)

REF NO.	PART NO.	DESCRIPTION	Q'TY	REMARKS
21-4	37141-99E30	..KEY (934)	4	
21-5	37141-99E40	..KEY (935)	4	
21-6	37141-99E50	..KEY (936)	4	
21-7	37141-99E60	..KEY (937)	4	
21-8	37141-99E70	..KEY (938)	4	
21-9	37141-99E80	..KEY (939)	4	
21-10	37141-99E90	..KEY (940)	4	
21-11	37141-99EA0	..KEY (941)	4	
21-12	37141-99EB0	..KEY (942)	4	
22	37143-99E00	..CAP, KEY	2	
23	37149-93J00	..CAP, CYLINDER BODY	2	
24	37820-93J94	..SWITCH ASSY, EMERGENCY	1	
25	37823-92E01	..PLATE ASSY, EMERGENCY SW	1	
26	37826-92J00	..NUT	1	
27	37139-99E10	..PANEL	1	
28	03121-0516A	..SCREW	4	
29	38500-93J90	..BUZZER ASSY, WARNING	1	
30	09407-08401	..CLAMP (L:80)	1	
31	37100-96J24	..PANEL ASSY, ENGINE SW	1	
32	37110-93J01	..SWITCH ASSY, IGNITION	1	
33-1	37141-99E00	..KEY (931)	2	
33-2	37141-99E10	..KEY (932)	2	
33-3	37141-99E20	..KEY (933)	2	
33-4	37141-99E30	..KEY (934)	2	
33-5	37141-99E40	..KEY (935)	2	
33-6	37141-99E50	..KEY (936)	2	
33-7	37141-99E60	..KEY (937)	2	
33-8	37141-99E70	..KEY (938)	2	
33-9	37141-99E80	..KEY (939)	2	
33-10	37141-99E90	..KEY (940)	2	
33-11	37141-99EA0	..KEY (941)	2	
33-12	37141-99EB0	..KEY (942)	2	
34	37143-99E00	..CAP, KEY	1	
35	37149-93J00	..CAP, CYLINDER BODY	1	

DF175_E01_016

FIG.530K

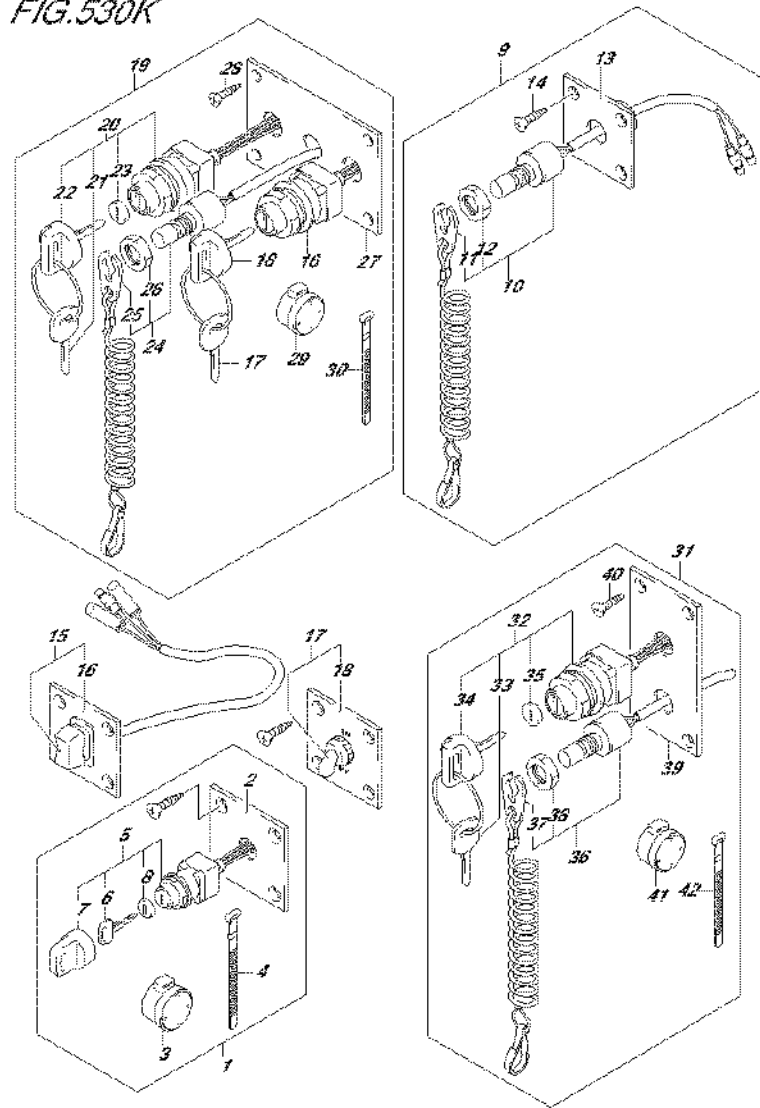


FIG.530K (5-B-11) OPT:SWITCH (DF175T E40)

REF NO.	PART NO.	DESCRIPTION	Q'TY	REMARKS
36	37820-93J04	.SWITCH ASSY, EMERGENCY	1	
37	37823-92E01	..PLATE ASSY, EMERGENCY SW	1	
		LOCK		
38	37826-92J00	..NUT	1	
39	37139-99E20	.PANEL	1	
40	03121-0516A	.SCREW	4	
41	38500-93J90	.BUZZER ASSY, WARNING	1	
42	09407-08401	.CLAMP (L:80)	1	

FIG.530L

FIG.530L (5-B-12) OPT:SWITCH (DF175TG E01)

REF NO.	PART NO.	DESCRIPTION	Q'TY	REMARKS
1	37860-87L00	PANEL ASSY, TROLLING CONTROL	1	
2	37862-87L00	.PANEL	1	
3	09131-05004	.SCREW (5X16)	4	

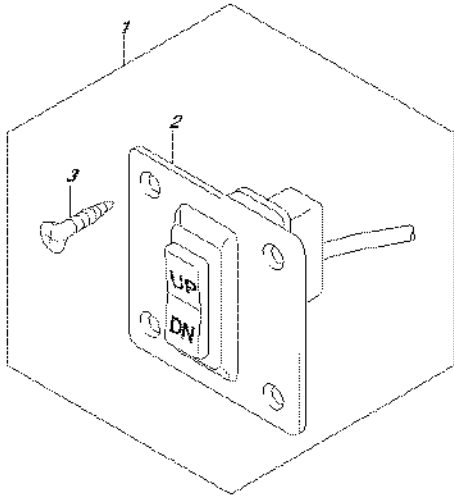


FIG.530M

FIG.530M (5-B-13) OPT:SWITCH (DF175TG E40)

REF NO.	PART NO.	DESCRIPTION	Q'TY	REMARKS
1	37860-87L00	PANEL ASSY, TROLLING CONTROL	1	
2	37862-87L00	.PANEL	1	
3	09131-05004	.SCREW (5X16)	4	

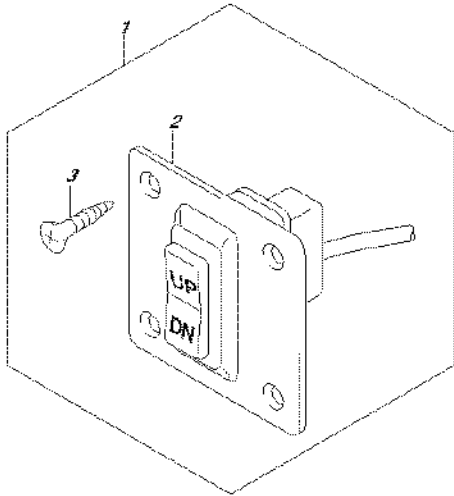


FIG.530N

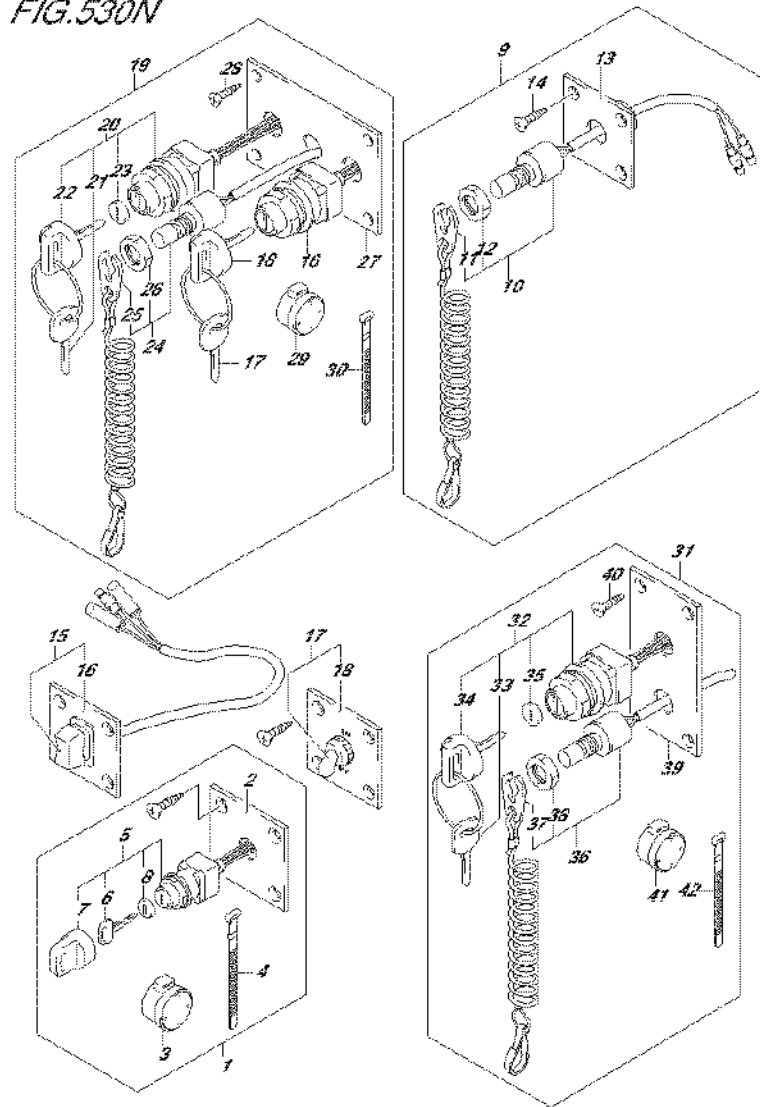


FIG.530N (5-B-14) OPT:SWITCH (DF175Z E01)

REF NO.	PART NO.	DESCRIPTION	Q'TY	REMARKS
1	37100-96J00	PANEL ASSY, IGNITION SW	1	
2	37139-99E00	.PANEL, IGNITION SW	1	
3	38500-93J90	.BUZZER ASSY, WARNING	1	
4	09407-08401	.CLAMP (L:80)	1	
5	37110-93J01	.SWITCH ASSY, IGNITION	1	
6-1	37141-99E00	..KEY (931)	2	
6-2	37141-99E10	..KEY (932)	2	
6-3	37141-99E20	..KEY (933)	2	
6-4	37141-99E30	..KEY (934)	2	
6-5	37141-99E40	..KEY (935)	2	
6-6	37141-99E50	..KEY (936)	2	
6-7	37141-99E60	..KEY (937)	2	
6-8	37141-99E70	..KEY (938)	2	
6-9	37141-99E80	..KEY (939)	2	
6-10	37141-99E90	..KEY (940)	2	
6-11	37141-99EA0	..KEY (941)	2	
6-12	37141-99EB0	..KEY (942)	2	
7	37143-99E00	..CAP, KEY	1	
8	37149-93J00	..CAP, CYLINDER BODY	1	
9	37803-93J04	PANEL ASSY, EMERGENCY SW	1	
10	37820-93J04	.SWITCH ASSY, EMERGENCY	1	
11	37823-92E01	..PLATE ASSY, EMERGENCY SW	1	
12	37826-92J00	..NUT	1	
13	37825-99E00	.PANEL, EMERGENCY SW	1	
14	03122-05165	.SCREW	4	
15	37805-93J00	PANEL ASSY, PTT SW	1	
16	37855-99E00	.PANEL, PTT SW	1	
17	37210-93J00	PANEL ASSY, LIGHTING SW	1	
18	37212-93J00	.PANEL, LIGHTING SW	1	
19	37100-96J14	PANEL ASSY, DUAL ENGINE SW	1	
20	37110-93J01	.SWITCH ASSY, IGNITION	2	
21-1	37141-99E00	..KEY (931)	4	
21-2	37141-99E10	..KEY (932)	4	
21-3	37141-99E20	..KEY (933)	4	

FIG.530N

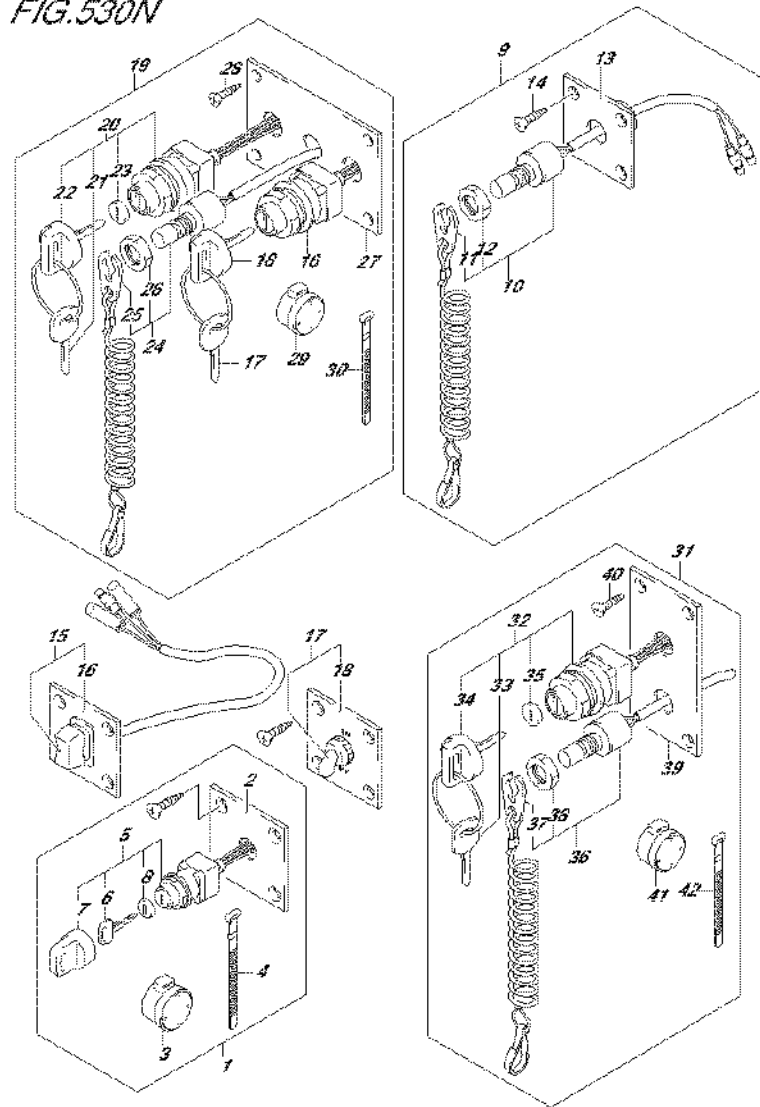


FIG.530N (5-B-15) OPT:SWITCH (DF175Z E01)

REF NO.	PART NO.	DESCRIPTION	Q'TY	REMARKS
21-4	37141-99E30	..KEY (934)	4	
21-5	37141-99E40	..KEY (935)	4	
21-6	37141-99E50	..KEY (936)	4	
21-7	37141-99E60	..KEY (937)	4	
21-8	37141-99E70	..KEY (938)	4	
21-9	37141-99E80	..KEY (939)	4	
21-10	37141-99E90	..KEY (940)	4	
21-11	37141-99EA0	..KEY (941)	4	
21-12	37141-99EB0	..KEY (942)	4	
22	37143-99E00	..CAP, KEY	2	
23	37149-93J00	..CAP, CYLINDER BODY	2	
24	37820-93J94	..SWITCH ASSY, EMERGENCY	1	
25	37823-92E01	..PLATE ASSY, EMERGENCY SW	1	
26	37826-92J00	..NUT	1	
27	37139-99E10	..PANEL	1	
28	03121-0516A	..SCREW	4	
29	38500-93J90	..BUZZER ASSY, WARNING	1	
30	09407-08401	..CLAMP (L:80)	1	
31	37100-96J24	PANEL ASSY, ENGINE SW	1	
32	37110-93J01	..SWITCH ASSY, IGNITION	1	
33-1	37141-99E00	..KEY (931)	2	
33-2	37141-99E10	..KEY (932)	2	
33-3	37141-99E20	..KEY (933)	2	
33-4	37141-99E30	..KEY (934)	2	
33-5	37141-99E40	..KEY (935)	2	
33-6	37141-99E50	..KEY (936)	2	
33-7	37141-99E60	..KEY (937)	2	
33-8	37141-99E70	..KEY (938)	2	
33-9	37141-99E80	..KEY (939)	2	
33-10	37141-99E90	..KEY (940)	2	
33-11	37141-99EA0	..KEY (941)	2	
33-12	37141-99EB0	..KEY (942)	2	
34	37143-99E00	..CAP, KEY	1	
35	37149-93J00	..CAP, CYLINDER BODY	1	

FIG.530N

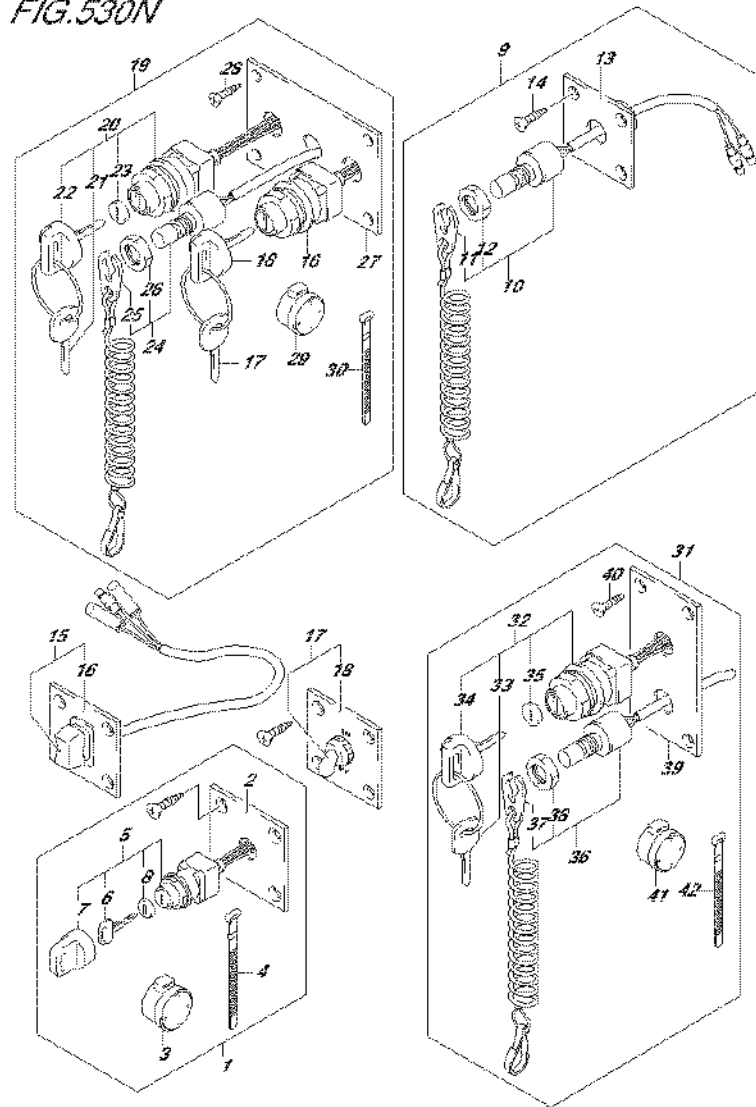


FIG.530N (5-C-2) OPT:SWITCH (DF175Z E01)

REF NO.	PART NO.	DESCRIPTION	Q'TY	REMARKS
36	37820-93J04	.SWITCH ASSY, EMERGENCY	1	
37	37823-92E01	..PLATE ASSY, EMERGENCY SW	1	
		LOCK		
38	37826-92J00	..NUT	1	
39	37139-99E20	.PANEL	1	
40	03121-0516A	.SCREW	4	
41	38500-93J90	.BUZZER ASSY, WARNING	1	
42	09407-08401	.CLAMP (L:80)	1	

FIG.530P

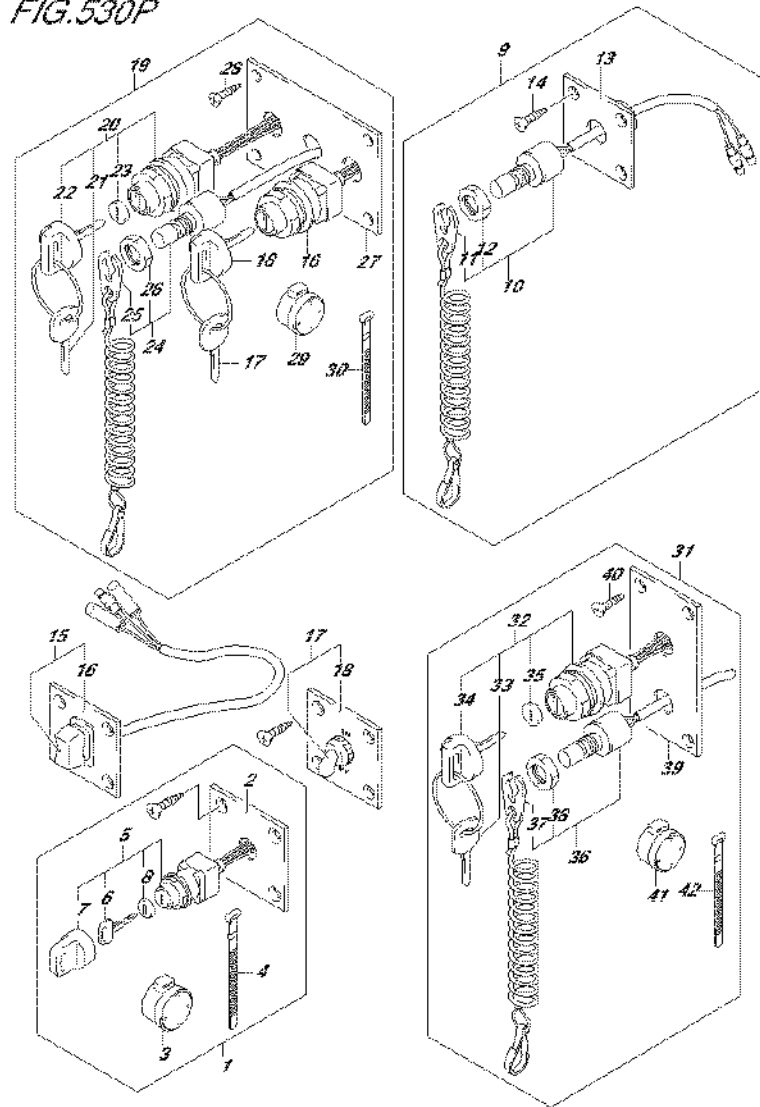
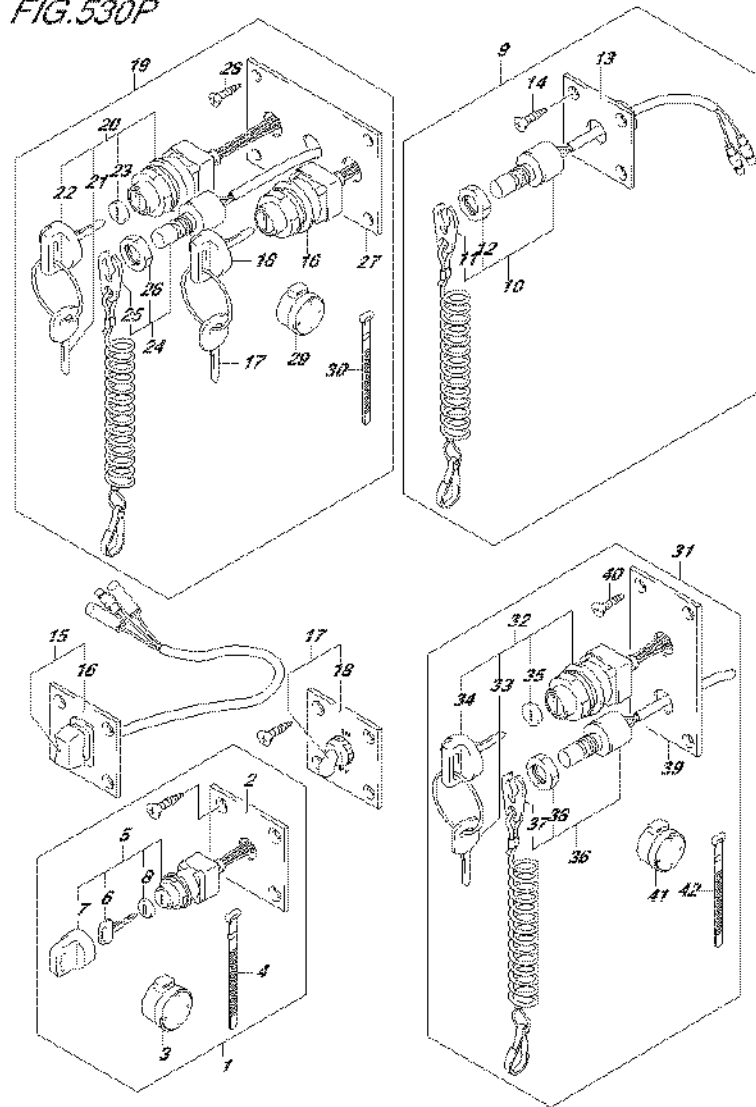


FIG.530P (5-C-3) OPT:SWITCH (DF175Z E40)

REF NO.	PART NO.	DESCRIPTION	Q'TY	REMARKS
1	37100-96J00	PANEL ASSY, IGNITION SW	1	
2	37139-99E00	.PANEL, IGNITION SW	1	
3	38500-93J90	.BUZZER ASSY, WARNING	1	
4	09407-08401	.CLAMP (L:80)	1	
5	37110-93J01	.SWITCH ASSY, IGNITION	1	
6-1	37141-99E00	..KEY (931)	2	
6-2	37141-99E10	..KEY (932)	2	
6-3	37141-99E20	..KEY (933)	2	
6-4	37141-99E30	..KEY (934)	2	
6-5	37141-99E40	..KEY (935)	2	
6-6	37141-99E50	..KEY (936)	2	
6-7	37141-99E60	..KEY (937)	2	
6-8	37141-99E70	..KEY (938)	2	
6-9	37141-99E80	..KEY (939)	2	
6-10	37141-99E90	..KEY (940)	2	
6-11	37141-99EA0	..KEY (941)	2	
6-12	37141-99EB0	..KEY (942)	2	
7	37143-99E00	..CAP, KEY	1	
8	37149-93J00	..CAP, CYLINDER BODY	1	
9	37803-93J04	PANEL ASSY, EMERGENCY SW	1	
10	37820-93J04	.SWITCH ASSY, EMERGENCY	1	
11	37823-92E01	..PLATE ASSY, EMERGENCY SW	1	
12	37826-92J00	..NUT	1	
13	37825-99E00	.PANEL, EMERGENCY SW	1	
14	03122-05165	.SCREW	4	
15	37805-93J00	PANEL ASSY, PTT SW	1	
16	37855-99E00	.PANEL, PTT SW	1	
17	37210-93J00	PANEL ASSY, LIGHTING SW	1	
18	37212-93J00	.PANEL, LIGHTING SW	1	
19	37100-96J14	PANEL ASSY, DUAL ENGINE SW	1	
20	37110-93J01	.SWITCH ASSY, IGNITION	2	
21-1	37141-99E00	..KEY (931)	4	
21-2	37141-99E10	..KEY (932)	4	
21-3	37141-99E20	..KEY (933)	4	

FIG.530P



DF175_E01_016_530P
OPT.SWITCH

FIG.530P (5-C-4) OPT:SWITCH (DF175Z E40)

REF NO.	PART NO.	DESCRIPTION	Q'TY	REMARKS
21-4	37141-99E30	..KEY (934)	4	
21-5	37141-99E40	..KEY (935)	4	
21-6	37141-99E50	..KEY (936)	4	
21-7	37141-99E60	..KEY (937)	4	
21-8	37141-99E70	..KEY (938)	4	
21-9	37141-99E80	..KEY (939)	4	
21-10	37141-99E90	..KEY (940)	4	
21-11	37141-99EA0	..KEY (941)	4	
21-12	37141-99EB0	..KEY (942)	4	
22	37143-99E00	..CAP, KEY	2	
23	37149-93J00	..CAP, CYLINDER BODY	2	
24	37820-93J94	..SWITCH ASSY, EMERGENCY	1	
25	37823-92E01	..PLATE ASSY, EMERGENCY SW	1	
26	37826-92J00	..NUT	1	
27	37139-99E10	..PANEL	1	
28	03121-0516A	..SCREW	4	
29	38500-93J90	..BUZZER ASSY, WARNING	1	
30	09407-08401	..CLAMP (L:80)	1	
31	37100-96J24	..PANEL ASSY, ENGINE SW	1	
32	37110-93J01	..SWITCH ASSY, IGNITION	1	
33-1	37141-99E00	..KEY (931)	2	
33-2	37141-99E10	..KEY (932)	2	
33-3	37141-99E20	..KEY (933)	2	
33-4	37141-99E30	..KEY (934)	2	
33-5	37141-99E40	..KEY (935)	2	
33-6	37141-99E50	..KEY (936)	2	
33-7	37141-99E60	..KEY (937)	2	
33-8	37141-99E70	..KEY (938)	2	
33-9	37141-99E80	..KEY (939)	2	
33-10	37141-99E90	..KEY (940)	2	
33-11	37141-99EA0	..KEY (941)	2	
33-12	37141-99EB0	..KEY (942)	2	
34	37143-99E00	..CAP, KEY	1	
35	37149-93J00	..CAP, CYLINDER BODY	1	

DF175_E01_016

FIG.530P

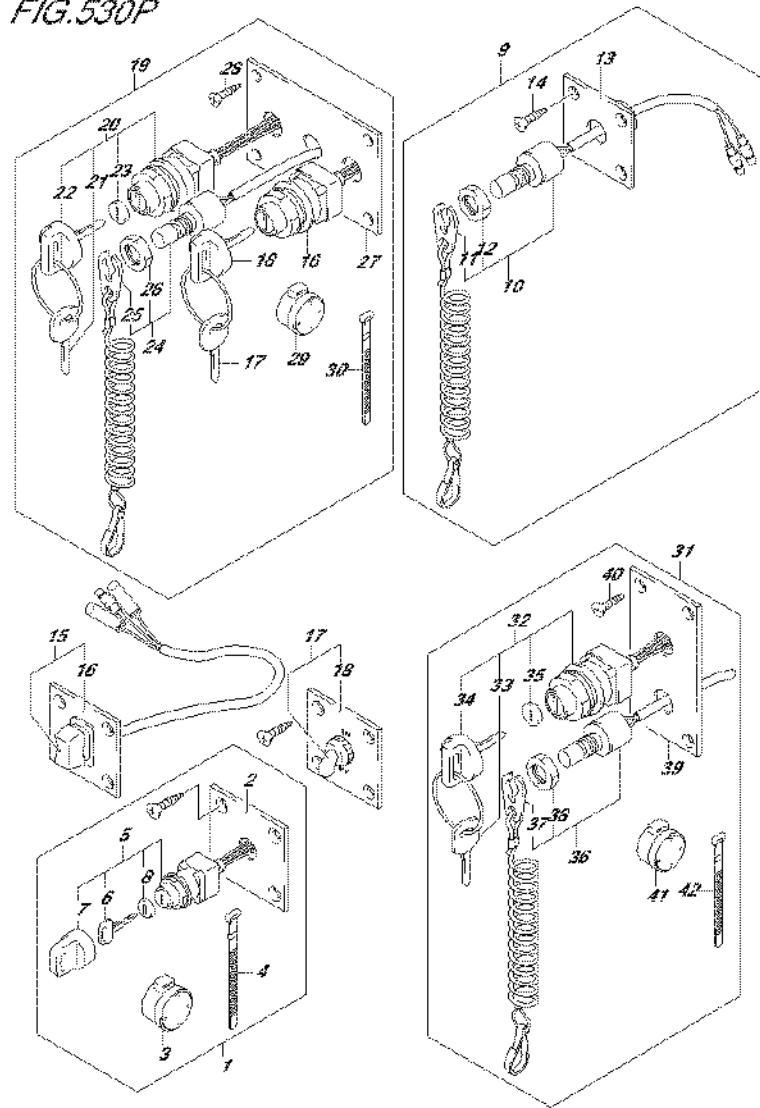


FIG.530P (5-C-5) OPT:SWITCH (DF175Z E40)

REF NO.	PART NO.	DESCRIPTION	Q'TY	REMARKS
36	37820-93J04	.SWITCH ASSY, EMERGENCY	1	
37	37823-92E01	..PLATE ASSY, EMERGENCY SW	1	
		LOCK		
38	37826-92J00	..NUT	1	
39	37139-99E20	.PANEL	1	
40	03121-0516A	.SCREW	4	
41	38500-93J90	.BUZZER ASSY, WARNING	1	
42	09407-08401	.CLAMP (L:80)	1	

FIG.530R

FIG.530R (5-C-6) OPT:SWITCH (DF175ZG E01)

REF NO.	PART NO.	DESCRIPTION	Q'TY	REMARKS
1	37860-87L00	PANEL ASSY, TROLLING CONTROL	1	
2	37862-87L00	.PANEL	1	
3	09131-05004	.SCREW (5X16)	4	

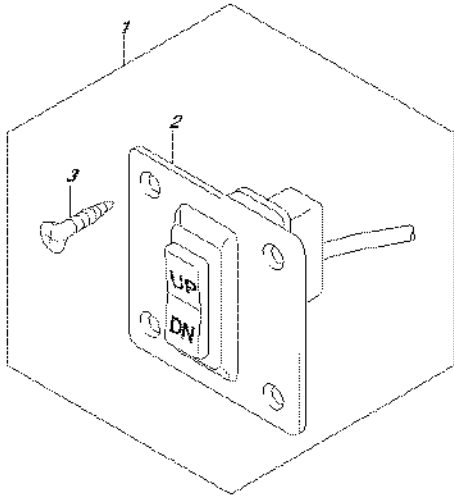


FIG.530S

FIG.530S (5-C-7) OPT:SWITCH (DF175ZG E40)

REF NO.	PART NO.	DESCRIPTION	Q'TY	REMARKS
1	37860-87L00	PANEL ASSY, TROLLING CONTROL	1	
2	37862-87L00	.PANEL	1	
3	09131-05004	.SCREW (5X16)	4	

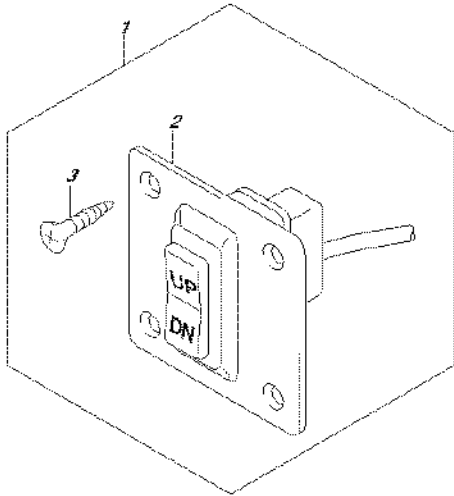


FIG.541A

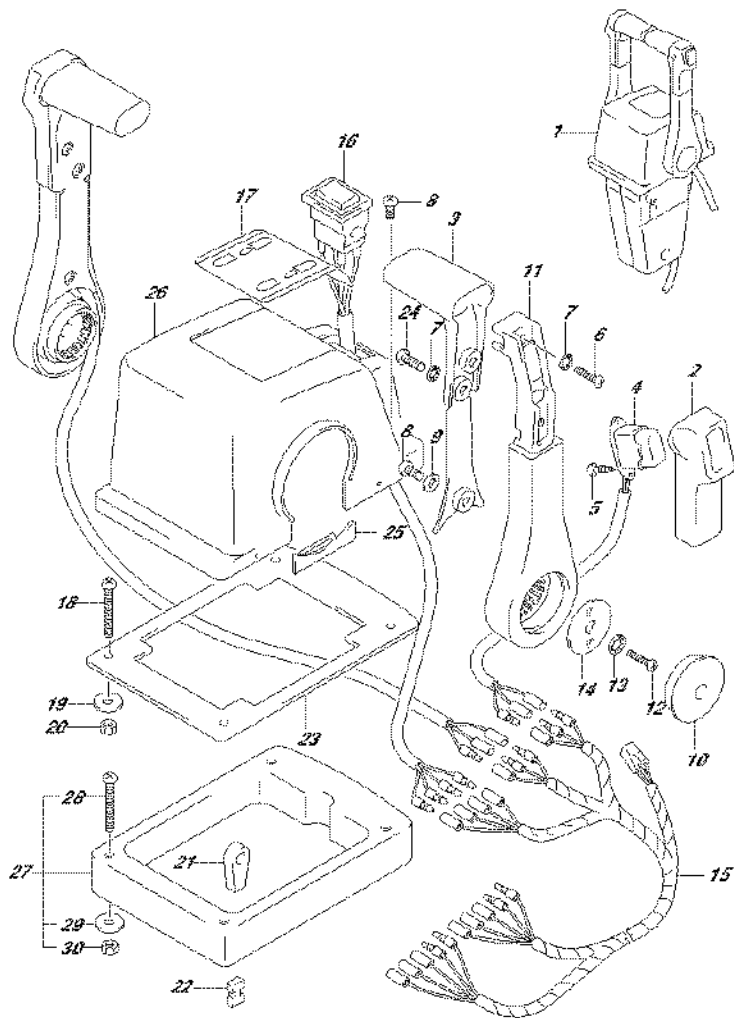


FIG.541A (5-C-8) OPT:REMOTE CONTROL ASSY DUAL (1) (DF150T E01)

REF NO.	PART NO.	DESCRIPTION	Q'TY	REMARKS
1	67200-93J23	REMOTE CONTROL ASSY	1	
2	67261-93J00	.GRIP, NO.1	2	
3	67263-93J00	.GRIP, NO.2	2	
4	37850-93J10	.SWITCH ASSY, PTT	2	
5	67295-92E10	.SCREW	4	
6	67296-88D10	.SCREW	2	
7	67288-92E20	.WASHER	6	
8	67296-92E70	.SCREW	4	
9	67288-92E40	.WASHER	2	
10	67257-92E00	.CAP, LEVER	2	
11	67251-93J00	.LEVER, HANDLE	2	
12	67296-92E60	.SCREW	4	
13	67288-92E30	.WASHER	4	
14	67253-92E00	.WASHER	2	
15	36890-93J10	.WIRE HARNESS	1	
16	37220-92E00	.SWITCH ASSY, MODE CHANGING	1	
17	67282-93J00	.DECAL	1	
18	67296-92E30	.SCREW	4	
19	09160-05024	.WASHER (5.5X16X1.5)	4	
20	67287-92E00	.NUT	4	
21	67275-95600	.END, CABLE	4	
22	67273-95600	.SPACER	2	
23	67273-92E10	.GROMMET	1	
24	67295-92E00	.SCREW	4	
25	67271-92E00	.COVER	2	
26	67211-93J10	.COVER	1	
27	67500-93J10	KIT, REMOCON SPACER TWIN	1	
28	09125-05135	.SCREW (5X65)	4	
29	09160-05029	.WASHER (5.5X12X0.8)	4	
30	09140-05005	.NUT	4	

FIG.541B

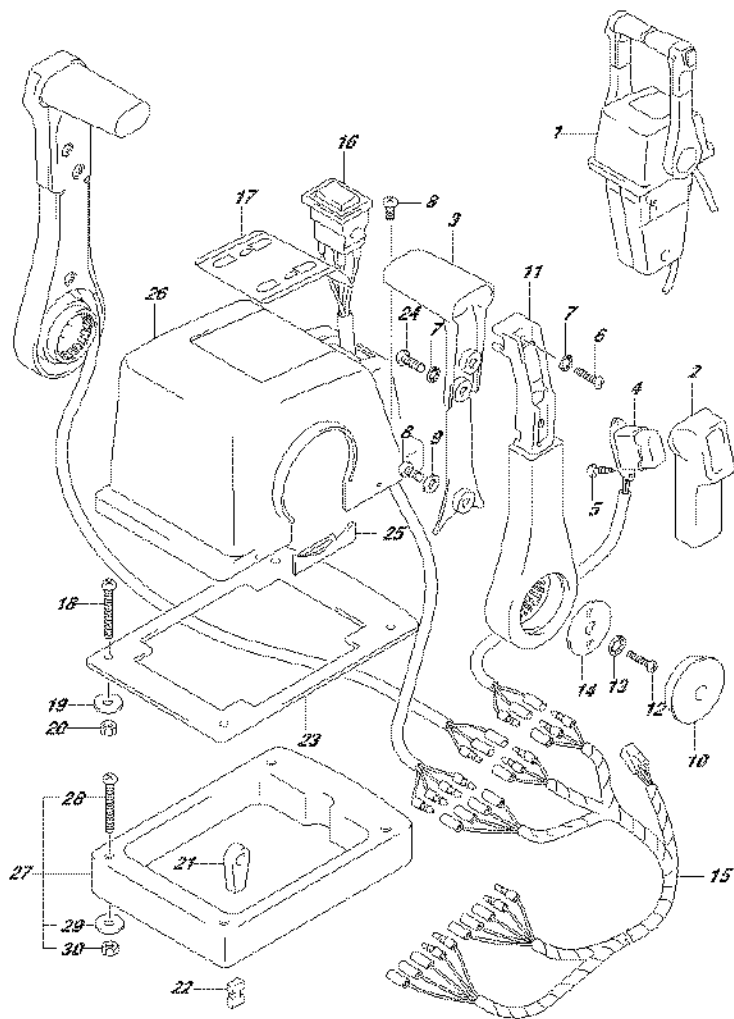


FIG.541B (5-C-9) OPT:REMOTE CONTROL ASSY DUAL (1) (DF150T E40)

REF NO.	PART NO.	DESCRIPTION	Q'TY	REMARKS
1	67200-93J23	REMOTE CONTROL ASSY	1	
2	67261-93J00	.GRIP, NO.1	2	
3	67263-93J00	.GRIP, NO.2	2	
4	37850-93J10	.SWITCH ASSY, PTT	2	
5	67295-92E10	.SCREW	4	
6	67296-88D10	.SCREW	2	
7	67288-92E20	.WASHER	6	
8	67296-92E70	.SCREW	4	
9	67288-92E40	.WASHER	2	
10	67257-92E00	.CAP, LEVER	2	
11	67251-93J00	.LEVER, HANDLE	2	
12	67296-92E60	.SCREW	4	
13	67288-92E30	.WASHER	4	
14	67253-92E00	.WASHER	2	
15	36890-93J10	.WIRE HARNESS	1	
16	37220-92E00	.SWITCH ASSY, MODE CHANGING	1	
17	67282-93J00	.DECAL	1	
18	67296-92E30	.SCREW	4	
19	09160-05024	.WASHER (5.5X16X1.5)	4	
20	67287-92E00	.NUT	4	
21	67275-95600	.END, CABLE	4	
22	67273-95600	.SPACER	2	
23	67273-92E10	.GROMMET	1	
24	67295-92E00	.SCREW	4	
25	67271-92E00	.COVER	2	
26	67211-93J10	.COVER	1	
27	67500-93J10	KIT, REMOCON SPACER TWIN	1	
28	09125-05135	.SCREW (5X65)	4	
29	09160-05029	.WASHER (5.5X12X0.8)	4	
30	09140-05005	.NUT	4	

FIG.541C

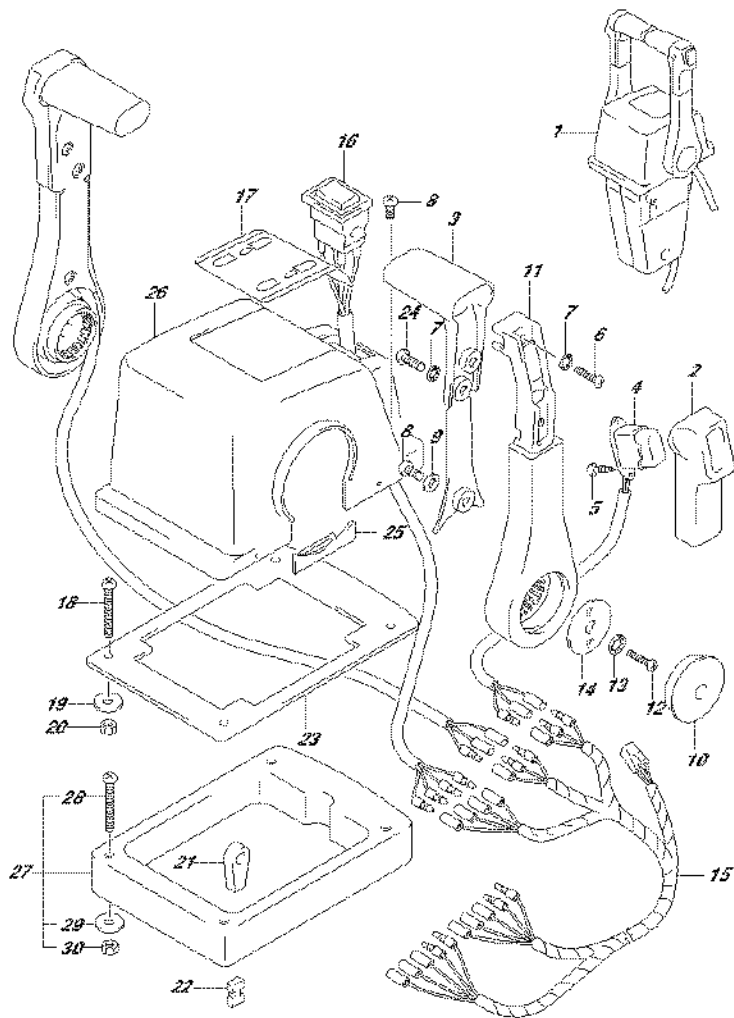


FIG.541C (5-C-10) OPT:REMOTE CONTROL ASSY DUAL (1) (DF150Z E01)

REF NO.	PART NO.	DESCRIPTION	Q'TY	REMARKS
1	67200-93J23	REMOTE CONTROL ASSY	1	
2	67261-93J00	.GRIP, NO.1	2	
3	67263-93J00	.GRIP, NO.2	2	
4	37850-93J10	.SWITCH ASSY, PTT	2	
5	67295-92E10	.SCREW	4	
6	67296-88D10	.SCREW	2	
7	67288-92E20	.WASHER	6	
8	67296-92E70	.SCREW	4	
9	67288-92E40	.WASHER	2	
10	67257-92E00	.CAP, LEVER	2	
11	67251-93J00	.LEVER, HANDLE	2	
12	67296-92E60	.SCREW	4	
13	67288-92E30	.WASHER	4	
14	67253-92E00	.WASHER	2	
15	36890-93J10	.WIRE HARNESS	1	
16	37220-92E00	.SWITCH ASSY, MODE CHANGING	1	
17	67282-93J00	.DECAL	1	
18	67296-92E30	.SCREW	4	
19	09160-05024	.WASHER (5.5X16X1.5)	4	
20	67287-92E00	.NUT	4	
21	67275-95600	.END, CABLE	4	
22	67273-95600	.SPACER	2	
23	67273-92E10	.GROMMET	1	
24	67295-92E00	.SCREW	4	
25	67271-92E00	.COVER	2	
26	67211-93J10	.COVER	1	
27	67500-93J10	KIT, REMOCON SPACER TWIN	1	
28	09125-05135	.SCREW (5X65)	4	
29	09160-05029	.WASHER (5.5X12X0.8)	4	
30	09140-05005	.NUT	4	

FIG.541D

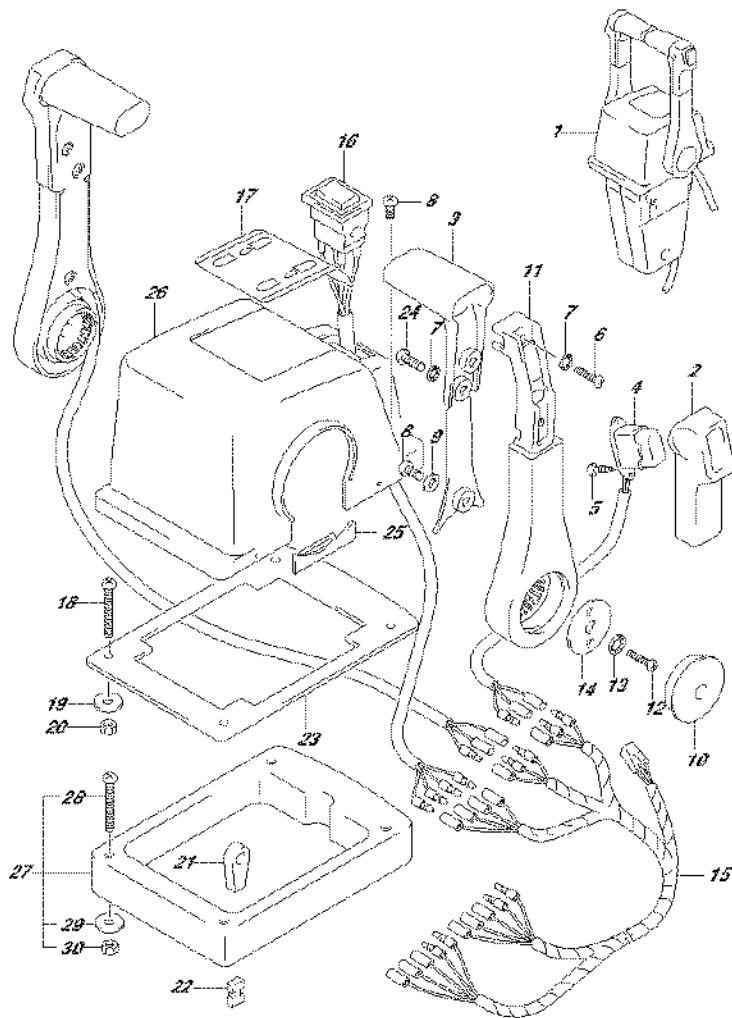


FIG.541D (5-C-11) OPT:REMOTE CONTROL ASSY DUAL (1) (DF150Z E40)

REF NO.	PART NO.	DESCRIPTION	Q'TY	REMARKS
1	67200-93J23	REMOTE CONTROL ASSY	1	
2	67261-93J00	.GRIP, NO.1	2	
3	67263-93J00	.GRIP, NO.2	2	
4	37850-93J10	.SWITCH ASSY, PTT	2	
5	67295-92E10	.SCREW	4	
6	67296-88D10	.SCREW	2	
7	67288-92E20	.WASHER	6	
8	67296-92E70	.SCREW	4	
9	67288-92E40	.WASHER	2	
10	67257-92E00	.CAP, LEVER	2	
11	67251-93J00	.LEVER, HANDLE	2	
12	67296-92E60	.SCREW	4	
13	67288-92E30	.WASHER	4	
14	67253-92E00	.WASHER	2	
15	36890-93J10	.WIRE HARNESS	1	
16	37220-92E00	.SWITCH ASSY, MODE CHANGING	1	
17	67282-93J00	.DECAL	1	
18	67296-92E30	.SCREW	4	
19	09160-05024	.WASHER (5.5X16X1.5)	4	
20	67287-92E00	.NUT	4	
21	67275-95600	.END, CABLE	4	
22	67273-95600	.SPACER	2	
23	67273-92E10	.GROMMET	1	
24	67295-92E00	.SCREW	4	
25	67271-92E00	.COVER	2	
26	67211-93J10	.COVER	1	
27	67500-93J10	KIT, REMOCON SPACER TWIN	1	
28	09125-05135	.SCREW (5X65)	4	
29	09160-05029	.WASHER (5.5X12X0.8)	4	
30	09140-05005	.NUT	4	

FIG.541F

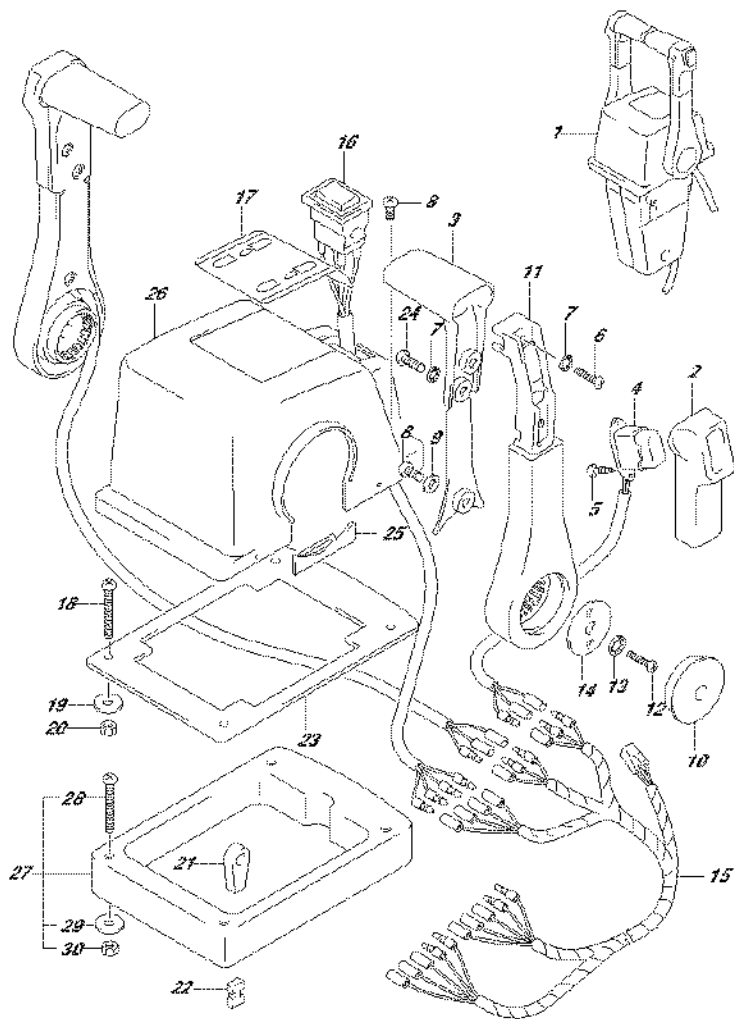


FIG.541F (5-C-13) OPT:REMOTE CONTROL ASSY DUAL (1) (DF175T E40)

REF NO.	PART NO.	DESCRIPTION	Q'TY	REMARKS
1	67200-93J23	REMOTE CONTROL ASSY	1	
2	67261-93J00	.GRIP, NO.1	2	
3	67263-93J00	.GRIP, NO.2	2	
4	37850-93J10	.SWITCH ASSY, PTT	2	
5	67295-92E10	.SCREW	4	
6	67296-88D10	.SCREW	2	
7	67288-92E20	.WASHER	6	
8	67296-92E70	.SCREW	4	
9	67288-92E40	.WASHER	2	
10	67257-92E00	.CAP, LEVER	2	
11	67251-93J00	.LEVER, HANDLE	2	
12	67296-92E60	.SCREW	4	
13	67288-92E30	.WASHER	4	
14	67253-92E00	.WASHER	2	
15	36890-93J10	.WIRE HARNESS	1	
16	37220-92E00	.SWITCH ASSY, MODE CHANGING	1	
17	67282-93J00	.DECAL	1	
18	67296-92E30	.SCREW	4	
19	09160-05024	.WASHER (5.5X16X1.5)	4	
20	67287-92E00	.NUT	4	
21	67275-95600	.END, CABLE	4	
22	67273-95600	.SPACER	2	
23	67273-92E10	.GROMMET	1	
24	67295-92E00	.SCREW	4	
25	67271-92E00	.COVER	2	
26	67211-93J10	.COVER	1	
27	67500-93J10	KIT, REMOCON SPACER TWIN	1	
28	09125-05135	.SCREW (5X65)	4	
29	09160-05029	.WASHER (5.5X12X0.8)	4	
30	09140-05005	.NUT	4	

FIG.541G

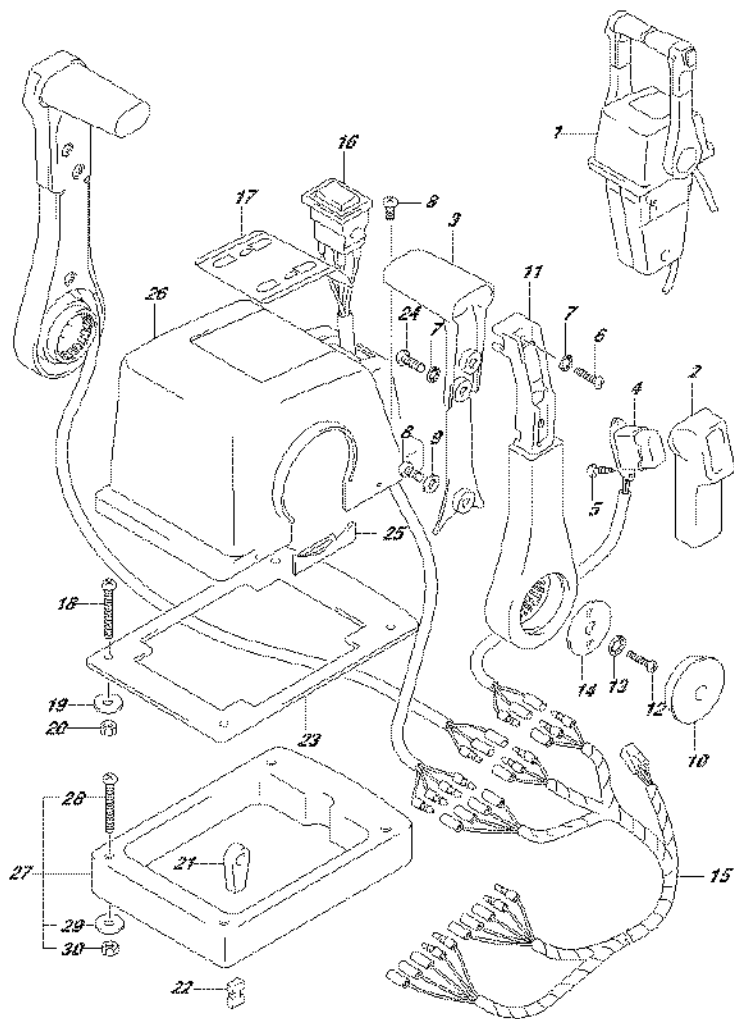


FIG.541G (5-C-14) OPT:REMOTE CONTROL ASSY DUAL (1) (DF175Z E01)

REF NO.	PART NO.	DESCRIPTION	Q'TY	REMARKS
1	67200-93J23	REMOTE CONTROL ASSY	1	
2	67261-93J00	.GRIP, NO.1	2	
3	67263-93J00	.GRIP, NO.2	2	
4	37850-93J10	.SWITCH ASSY, PTT	2	
5	67295-92E10	.SCREW	4	
6	67296-88D10	.SCREW	2	
7	67288-92E20	.WASHER	6	
8	67296-92E70	.SCREW	4	
9	67288-92E40	.WASHER	2	
10	67257-92E00	.CAP, LEVER	2	
11	67251-93J00	.LEVER, HANDLE	2	
12	67296-92E60	.SCREW	4	
13	67288-92E30	.WASHER	4	
14	67253-92E00	.WASHER	2	
15	36890-93J10	.WIRE HARNESS	1	
16	37220-92E00	.SWITCH ASSY, MODE CHANGING	1	
17	67282-93J00	.DECAL	1	
18	67296-92E30	.SCREW	4	
19	09160-05024	.WASHER (5.5X16X1.5)	4	
20	67287-92E00	.NUT	4	
21	67275-95600	.END, CABLE	4	
22	67273-95600	.SPACER	2	
23	67273-92E10	.GROMMET	1	
24	67295-92E00	.SCREW	4	
25	67271-92E00	.COVER	2	
26	67211-93J10	.COVER	1	
27	67500-93J10	KIT, REMOCON SPACER TWIN	1	
28	09125-05135	.SCREW (5X65)	4	
29	09160-05029	.WASHER (5.5X12X0.8)	4	
30	09140-05005	.NUT	4	

FIG.541H

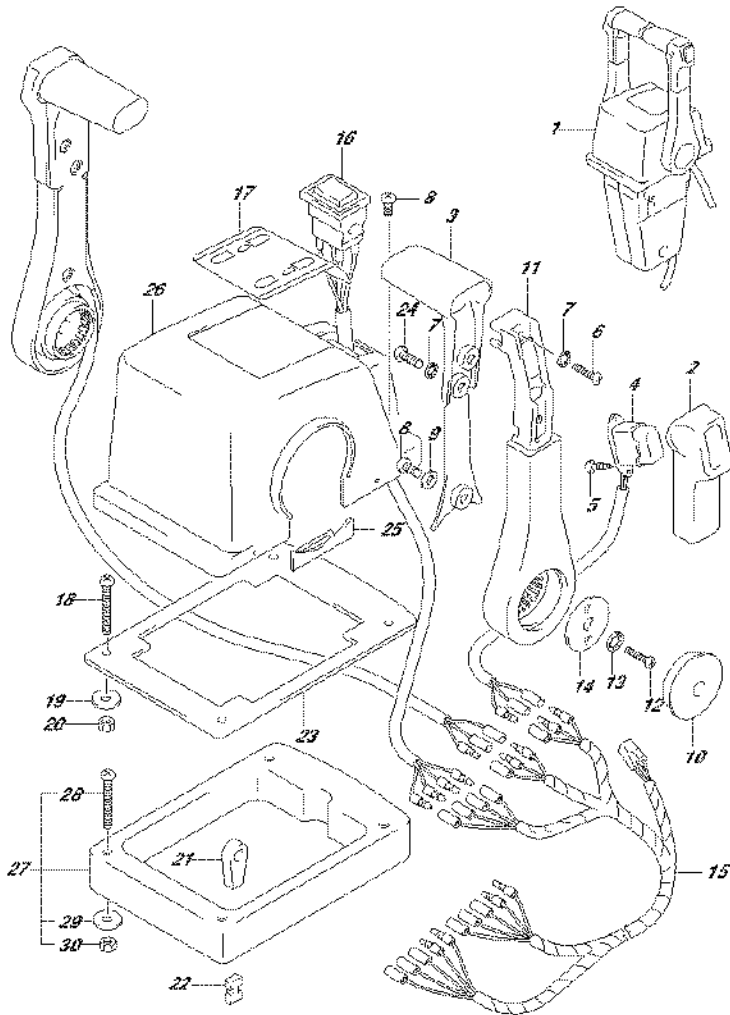


FIG.541H (5-C-15) OPT:REMOTE CONTROL ASSY DUAL (1) (DF175Z E40)

REF NO.	PART NO.	DESCRIPTION	Q'TY	REMARKS
1	67200-93J23	REMOTE CONTROL ASSY	1	
2	67261-93J00	.GRIP, NO.1	2	
3	67263-93J00	.GRIP, NO.2	2	
4	37850-93J10	.SWITCH ASSY, PTT	2	
5	67295-92E10	.SCREW	4	
6	67296-88D10	.SCREW	2	
7	67288-92E20	.WASHER	6	
8	67296-92E70	.SCREW	4	
9	67288-92E40	.WASHER	2	
10	67257-92E00	.CAP, LEVER	2	
11	67251-93J00	.LEVER, HANDLE	2	
12	67296-92E60	.SCREW	4	
13	67288-92E30	.WASHER	4	
14	67253-92E00	.WASHER	2	
15	36890-93J10	.WIRE HARNESS	1	
16	37220-92E00	.SWITCH ASSY, MODE CHANGING	1	
17	67282-93J00	.DECAL	1	
18	67296-92E30	.SCREW	4	
19	09160-05024	.WASHER (5.5X16X1.5)	4	
20	67287-92E00	.NUT	4	
21	67275-95600	.END, CABLE	4	
22	67273-95600	.SPACER	2	
23	67273-92E10	.GROMMET	1	
24	67295-92E00	.SCREW	4	
25	67271-92E00	.COVER	2	
26	67211-93J10	.COVER	1	
27	67500-93J10	KIT, REMOCON SPACER TWIN	1	
28	09125-05135	.SCREW (5X65)	4	
29	09160-05029	.WASHER (5.5X12X0.8)	4	
30	09140-05005	.NUT	4	

FIG.542A

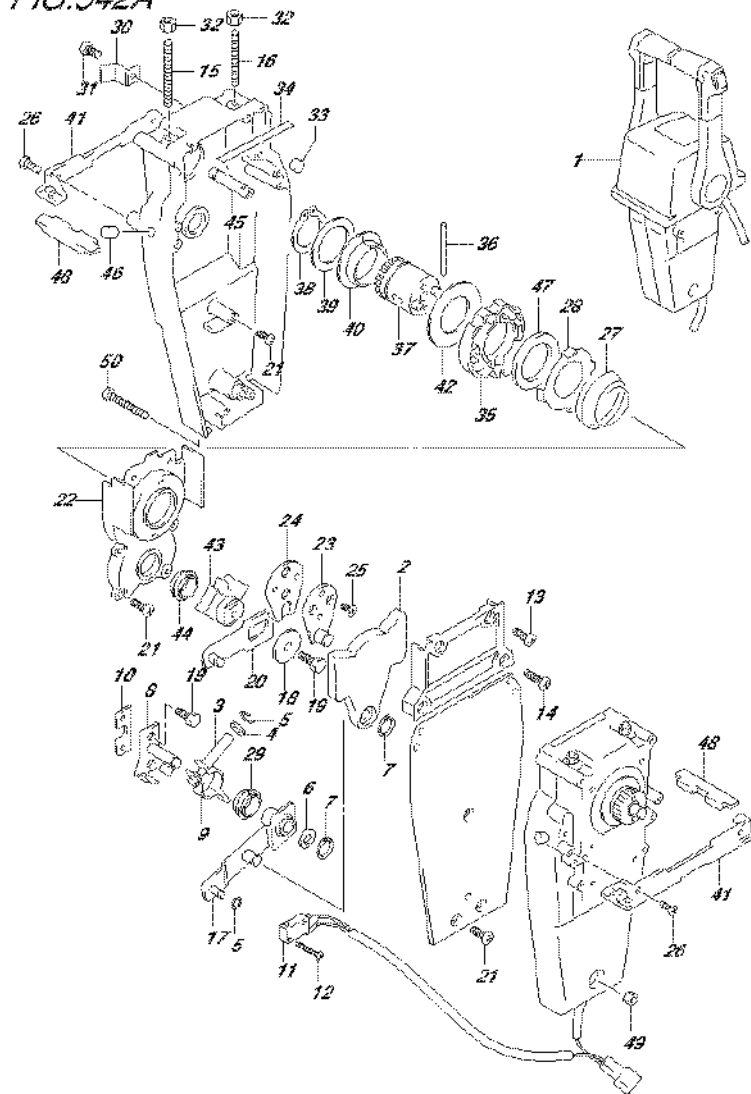


FIG.542A (5-D-2) OPT:REMOTE CONTROL ASSY DUAL (2) (DF150T E01)

REF NO.	PART NO.	DESCRIPTION	Q'TY	REMARKS
1	67200-93J23	REMOTE CONTROL ASSY	1	
2	67222-92E00	.DUAL PLATE	2	
3	67223-92E00	.BRAKE ADJUST	2	
4	67288-92E00	.WASHER	2	
5	67292-94300	.E RING	8	
6	67288-92E10	.WASHER	2	
7	67291-92E00	.SNAP RING	4	
8	67221-92E00	.SHIFT ASSY	2	
9	67224-92E00	.BRAKE ARM ASSY	2	
10	67294-92E00	.SPACER	2	
11	37721-92E10	.SWITCH ASSY, NEUTRAL	1	
12	67296-92E11	.SCREW	4	
13	67296-88D10	.SCREW	4	
14	67296-92E20	.SCREW	4	
15	67226-92E00	.BOLT, STOPPER FRONT	2	
16	67226-92E10	.BOLT, STOPPER REAR	2	
17	67240-92E00	.ARM ASSY, THROTTLE	2	
18	67228-92E00	.WASHER	2	
19	67286-92E00	.BOLT	6	
20	67230-92E00	.ARM ASSY, SHIFT	2	
21	09125-05042	.SCREW (5X10)	16	
22	67234-92E00	.CASE, GEAR	2	
23	67245-92E00	.LEVER ASSY, THROTTLE	2	
24	67227-92E00	.STOPPER	2	
25	09126-06006	.SCREW (6X20)	4	
26	67296-95610	.SCREW	4	
27	67233-92E00	.SPRING	2	
28	67235-92E00	.PLATE, SHIFT LOCK	2	
29	67232-95620	.BUSH	2	
30	67269-92E00	.BRACKET	2	
31	67296-88D10	.SCREW	2	
32	09140-06020	.NUT	4	
33	67236-92E00	.ROLLER	2	
34	67237-92E01	.SPRING	12	

FIG.542A

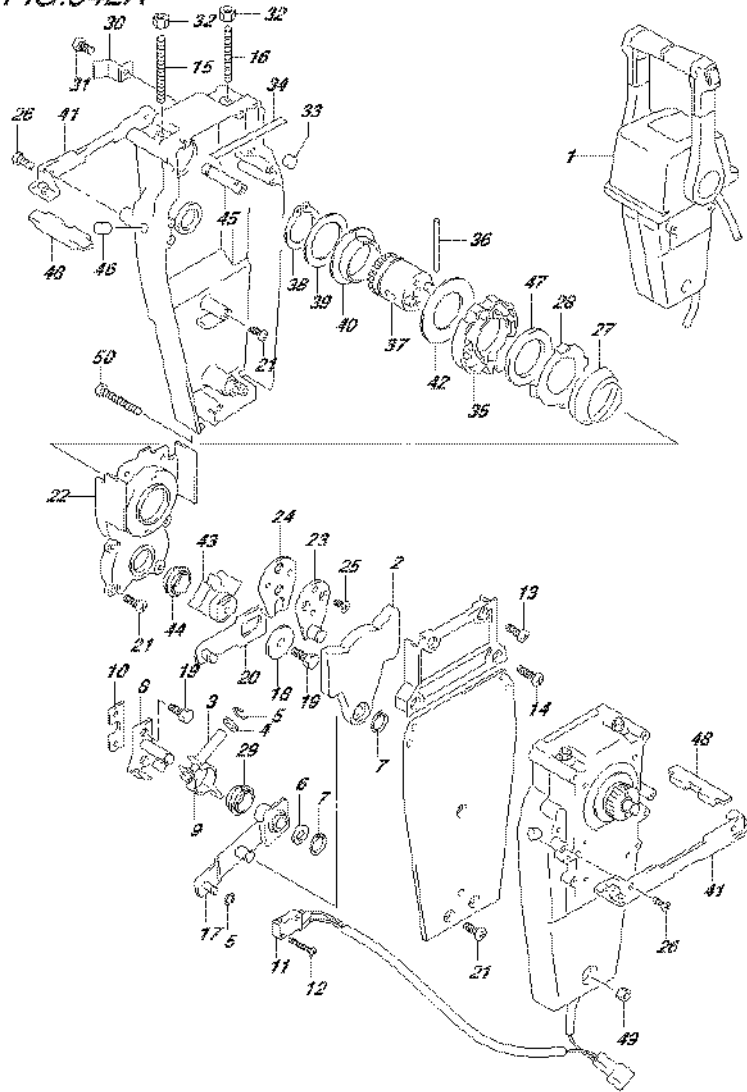


FIG.542A (5-D-3) OPT:REMOTE CONTROL ASSY DUAL (2) (DF150T E01)

REF NO.	PART NO.	DESCRIPTION	Q'TY	REMARKS
35	67238-92E00	.GEAR, DRIVE	2	
36	67239-92E00	.PIN	2	
37	67246-92E00	.SHAFT, DRIVE	2	
38	67291-92E10	.SNAP RING	2	
39	67253-92E10	.WASHER	2	
40	67252-92E10	.BUSH	2	
41	67274-92E00	.FLANGE	2	
42	67253-95600	.WASHER	2	
43	67231-92E00	.GEAR, SHIFT	2	
44	67232-95600	.BUSH	2	
45	67241-92E10	.ROD, FREE ACC	2	
46	67243-92E00	.CAP, HOLE	2	
47	67239-92E10	.PLATE, SHIFT PIN	2	
48	67272-92E10	.SEAL, FLANGE	2	
49	67287-92E10	.NUT	1	
50	67296-92E80	.SCREW	3	

FIG.542B

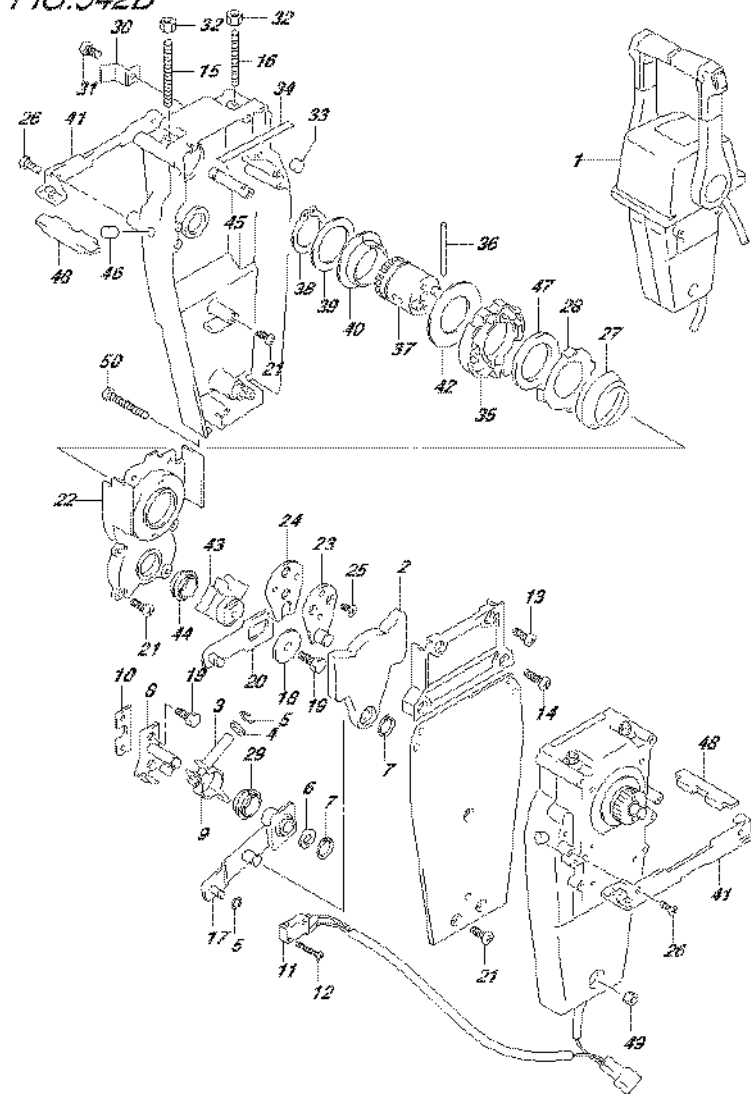


FIG.542B (5-D-4) OPT:REMOTE CONTROL ASSY DUAL (2) (DF150T E40)

REF NO.	PART NO.	DESCRIPTION	Q'TY	REMARKS
1	67200-93J23	REMOTE CONTROL ASSY	1	
2	67222-92E00	.DUAL PLATE	2	
3	67223-92E00	.BRAKE ADJUST	2	
4	67288-92E00	.WASHER	2	
5	67292-94300	.E RING	8	
6	67288-92E10	.WASHER	2	
7	67291-92E00	.SNAP RING	4	
8	67221-92E00	.SHIFT ASSY	2	
9	67224-92E00	.BRAKE ARM ASSY	2	
10	67294-92E00	.SPACER	2	
11	37721-92E10	.SWITCH ASSY, NEUTRAL	1	
12	67296-92E11	.SCREW	4	
13	67296-88D10	.SCREW	4	
14	67296-92E20	.SCREW	4	
15	67226-92E00	.BOLT, STOPPER FRONT	2	
16	67226-92E10	.BOLT, STOPPER REAR	2	
17	67240-92E00	.ARM ASSY, THROTTLE	2	
18	67228-92E00	.WASHER	2	
19	67286-92E00	.BOLT	6	
20	67230-92E00	.ARM ASSY, SHIFT	2	
21	09125-05042	.SCREW (5X10)	16	
22	67234-92E00	.CASE, GEAR	2	
23	67245-92E00	.LEVER ASSY, THROTTLE	2	
24	67227-92E00	.STOPPER	2	
25	09126-06006	.SCREW (6X20)	4	
26	67296-95610	.SCREW	4	
27	67233-92E00	.SPRING	2	
28	67235-92E00	.PLATE, SHIFT LOCK	2	
29	67232-95620	.BUSH	2	
30	67269-92E00	.BRACKET	2	
31	67296-88D10	.SCREW	2	
32	09140-06020	.NUT	4	
33	67236-92E00	.ROLLER	2	
34	67237-92E01	.SPRING	12	

FIG.542B

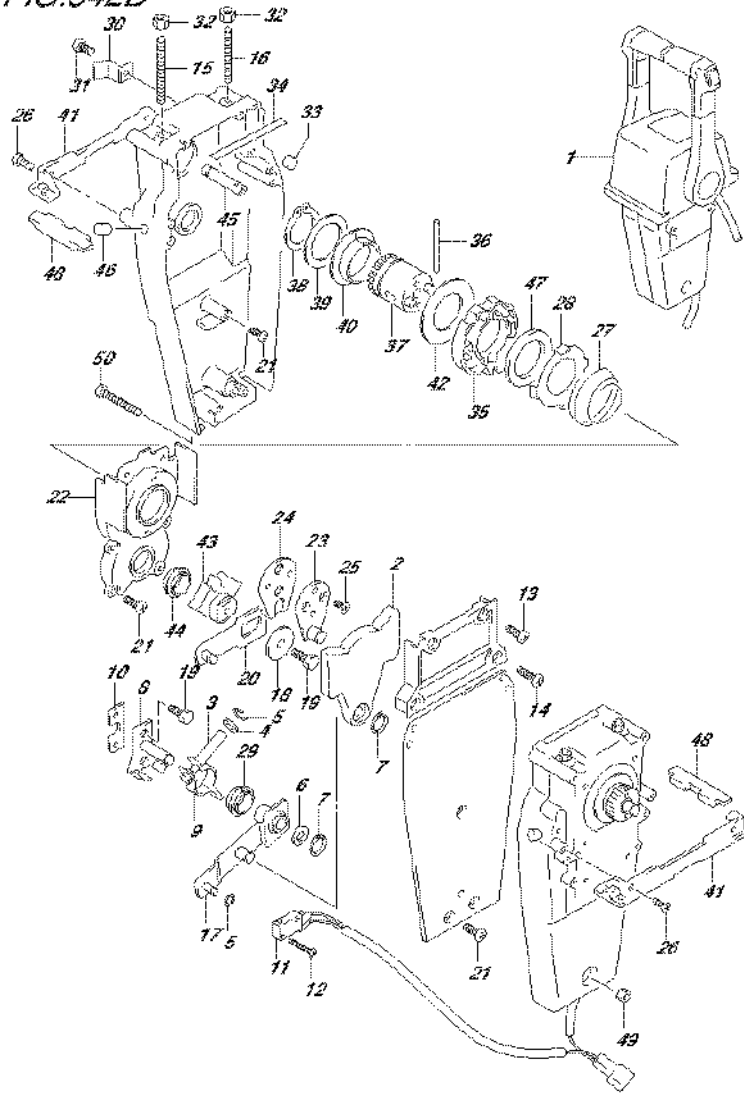
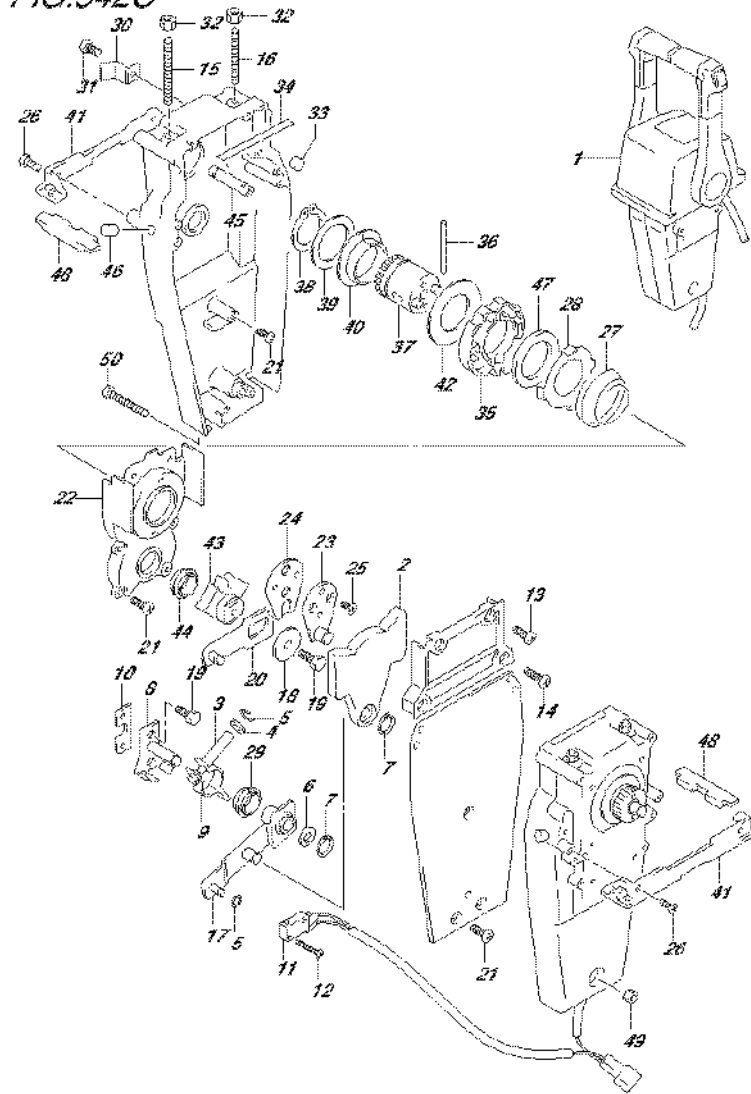


FIG.542B (5-D-5) OPT:REMOTE CONTROL ASSY DUAL (2) (DF150T E40)

REF NO.	PART NO.	DESCRIPTION	Q'TY	REMARKS
35	67238-92E00	.GEAR, DRIVE	2	
36	67239-92E00	.PIN	2	
37	67246-92E00	.SHAFT, DRIVE	2	
38	67291-92E10	.SNAP RING	2	
39	67253-92E10	.WASHER	2	
40	67252-92E10	.BUSH	2	
41	67274-92E00	.FLANGE	2	
42	67253-95600	.WASHER	2	
43	67231-92E00	.GEAR, SHIFT	2	
44	67232-95600	.BUSH	2	
45	67241-92E10	.ROD, FREE ACC	2	
46	67243-92E00	.CAP, HOLE	2	
47	67239-92E10	.PLATE, SHIFT PIN	2	
48	67272-92E10	.SEAL, FLANGE	2	
49	67287-92E10	.NUT	1	
50	67296-92E80	.SCREW	3	

FIG.542C



DF175_E01_016_542C
OPT.REMOTE CONTROL ASSY DUAL (2)

FIG.542C (5-D-6) OPT:REMOTE CONTROL ASSY DUAL (2) (DF150Z E01)

REF NO.	PART NO.	DESCRIPTION	Q'TY	REMARKS
1	67200-93J23	REMOTE CONTROL ASSY	1	
2	67222-92E00	.DUAL PLATE	2	
3	67223-92E00	.BRAKE ADJUST	2	
4	67288-92E00	.WASHER	2	
5	67292-94300	.E RING	8	
6	67288-92E10	.WASHER	2	
7	67291-92E00	.SNAP RING	4	
8	67221-92E00	.SHIFT ASSY	2	
9	67224-92E00	.BRAKE ARM ASSY	2	
10	67294-92E00	.SPACER	2	
11	37721-92E10	.SWITCH ASSY, NEUTRAL	1	
12	67296-92E11	.SCREW	4	
13	67296-88D10	.SCREW	4	
14	67296-92E20	.SCREW	4	
15	67226-92E00	.BOLT, STOPPER FRONT	2	
16	67226-92E10	.BOLT, STOPPER REAR	2	
17	67240-92E00	.ARM ASSY, THROTTLE	2	
18	67228-92E00	.WASHER	2	
19	67286-92E00	.BOLT	6	
20	67230-92E00	.ARM ASSY, SHIFT	2	
21	09125-05042	.SCREW (5X10)	16	
22	67234-92E00	.CASE, GEAR	2	
23	67245-92E00	.LEVER ASSY, THROTTLE	2	
24	67227-92E00	.STOPPER	2	
25	09126-06006	.SCREW (6X20)	4	
26	67296-95610	.SCREW	4	
27	67233-92E00	.SPRING	2	
28	67235-92E00	.PLATE, SHIFT LOCK	2	
29	67232-95620	.BUSH	2	
30	67269-92E00	.BRACKET	2	
31	67296-88D10	.SCREW	2	
32	09140-06020	.NUT	4	
33	67236-92E00	.ROLLER	2	
34	67237-92E01	.SPRING	12	

DF175_E01_016

FIG.542C

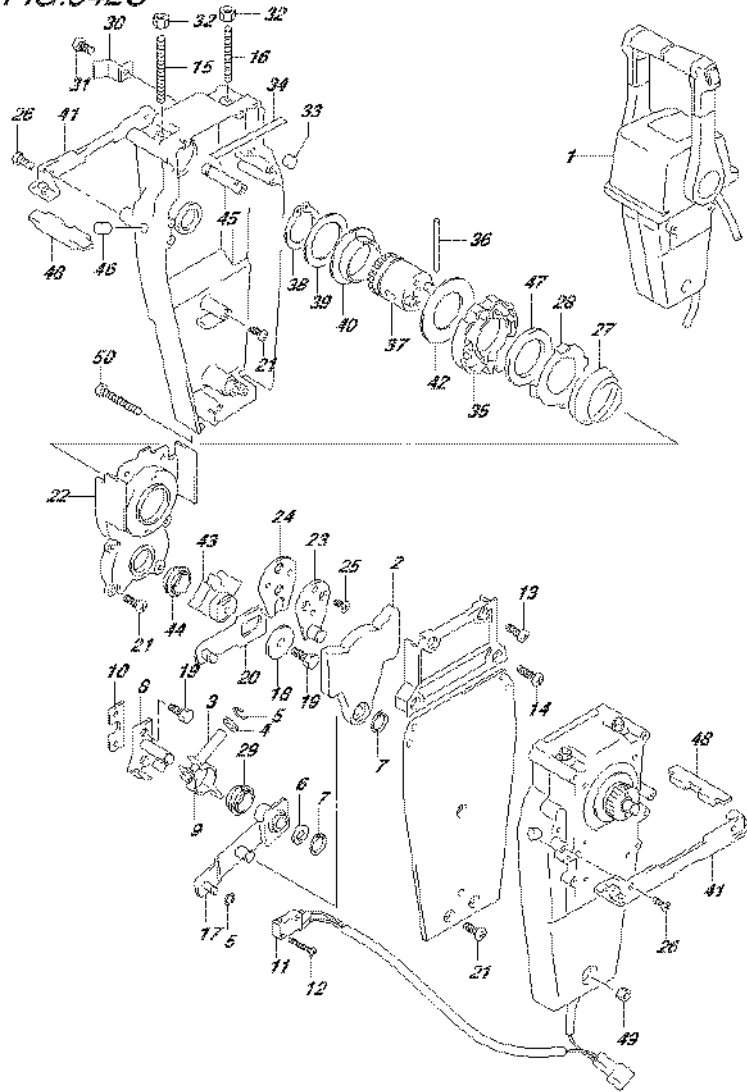


FIG.542C (5-D-7) OPT:REMOTE CONTROL ASSY DUAL (2) (DF150Z E01)

REF NO.	PART NO.	DESCRIPTION	Q'TY	REMARKS
35	67238-92E00	.GEAR, DRIVE	2	
36	67239-92E00	.PIN	2	
37	67246-92E00	.SHAFT, DRIVE	2	
38	67291-92E10	.SNAP RING	2	
39	67253-92E10	.WASHER	2	
40	67252-92E10	.BUSH	2	
41	67274-92E00	.FLANGE	2	
42	67253-95600	.WASHER	2	
43	67231-92E00	.GEAR, SHIFT	2	
44	67232-95600	.BUSH	2	
45	67241-92E10	.ROD, FREE ACC	2	
46	67243-92E00	.CAP, HOLE	2	
47	67239-92E10	.PLATE, SHIFT PIN	2	
48	67272-92E10	.SEAL, FLANGE	2	
49	67287-92E10	.NUT	1	
50	67296-92E80	.SCREW	3	

FIG.542D

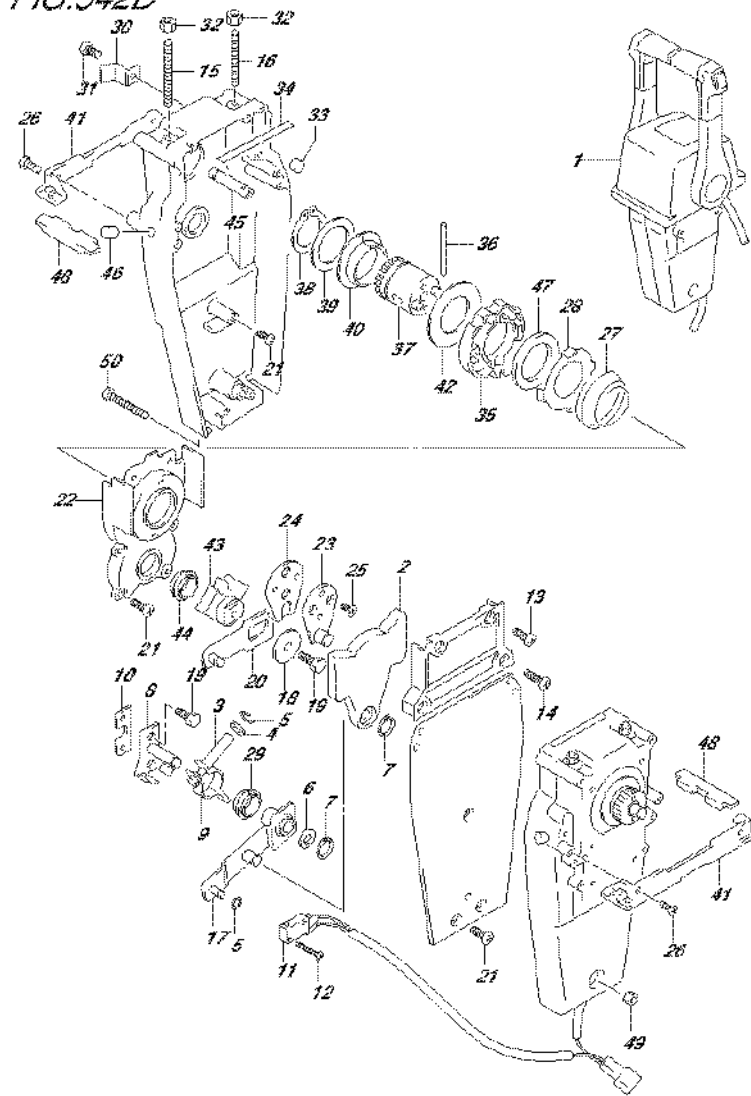


FIG.542D (5-D-8) OPT:REMOTE CONTROL ASSY DUAL (2) (DF150Z E40)

REF NO.	PART NO.	DESCRIPTION	Q'TY	REMARKS
1	67200-93J23	REMOTE CONTROL ASSY	1	
2	67222-92E00	.DUAL PLATE	2	
3	67223-92E00	.BRAKE ADJUST	2	
4	67288-92E00	.WASHER	2	
5	67292-94300	.E RING	8	
6	67288-92E10	.WASHER	2	
7	67291-92E00	.SNAP RING	4	
8	67221-92E00	.SHIFT ASSY	2	
9	67224-92E00	.BRAKE ARM ASSY	2	
10	67294-92E00	.SPACER	2	
11	37721-92E10	.SWITCH ASSY, NEUTRAL	1	
12	67296-92E11	.SCREW	4	
13	67296-88D10	.SCREW	4	
14	67296-92E20	.SCREW	4	
15	67226-92E00	.BOLT, STOPPER FRONT	2	
16	67226-92E10	.BOLT, STOPPER REAR	2	
17	67240-92E00	.ARM ASSY, THROTTLE	2	
18	67228-92E00	.WASHER	2	
19	67286-92E00	.BOLT	6	
20	67230-92E00	.ARM ASSY, SHIFT	2	
21	09125-05042	.SCREW (5X10)	16	
22	67234-92E00	.CASE, GEAR	2	
23	67245-92E00	.LEVER ASSY, THROTTLE	2	
24	67227-92E00	.STOPPER	2	
25	09126-06006	.SCREW (6X20)	4	
26	67296-95610	.SCREW	4	
27	67233-92E00	.SPRING	2	
28	67235-92E00	.PLATE, SHIFT LOCK	2	
29	67232-95620	.BUSH	2	
30	67269-92E00	.BRACKET	2	
31	67296-88D10	.SCREW	2	
32	09140-06020	.NUT	4	
33	67236-92E00	.ROLLER	2	
34	67237-92E01	.SPRING	12	

FIG.542D

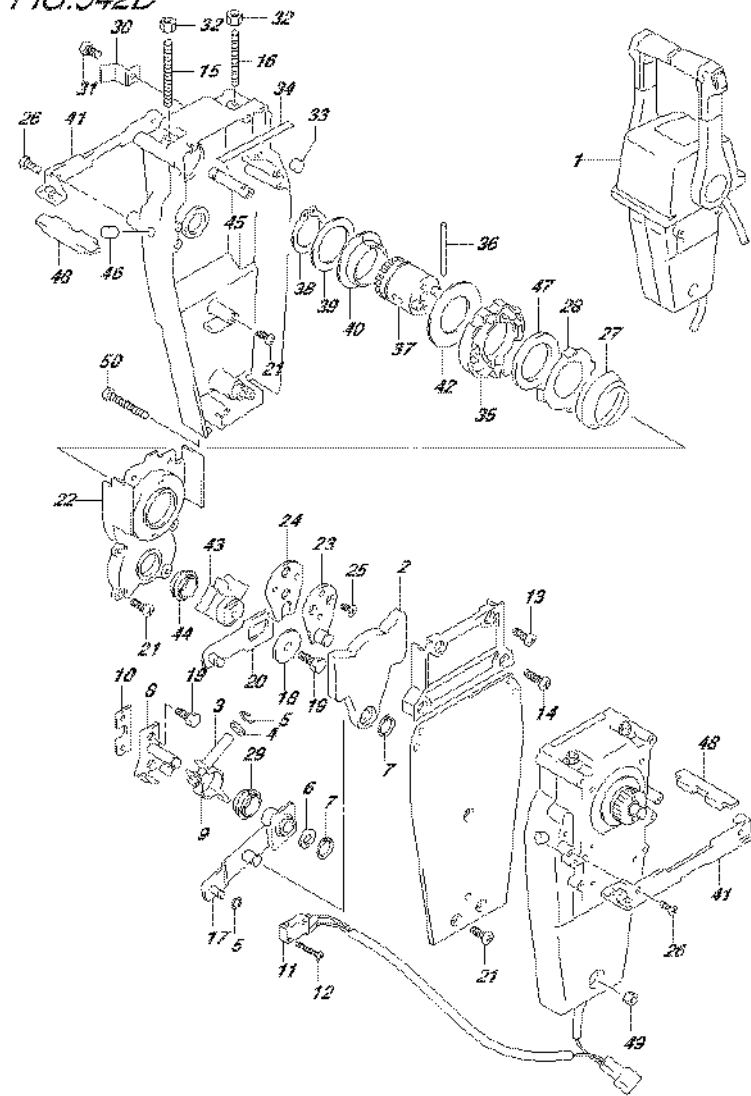
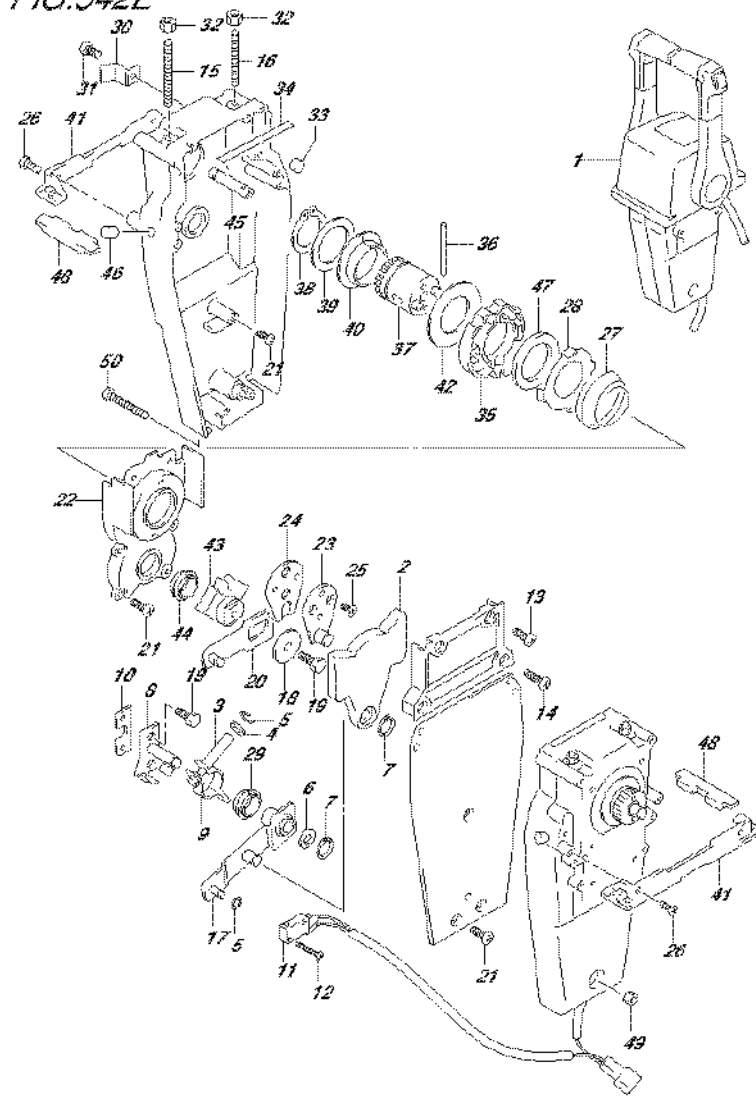


FIG.542D (5-D-9) OPT:REMOTE CONTROL ASSY DUAL (2) (DF150Z E40)

REF NO.	PART NO.	DESCRIPTION	Q'TY	REMARKS
35	67238-92E00	.GEAR, DRIVE	2	
36	67239-92E00	.PIN	2	
37	67246-92E00	.SHAFT, DRIVE	2	
38	67291-92E10	.SNAP RING	2	
39	67253-92E10	.WASHER	2	
40	67252-92E10	.BUSH	2	
41	67274-92E00	.FLANGE	2	
42	67253-95600	.WASHER	2	
43	67231-92E00	.GEAR, SHIFT	2	
44	67232-95600	.BUSH	2	
45	67241-92E10	.ROD, FREE ACC	2	
46	67243-92E00	.CAP, HOLE	2	
47	67239-92E10	.PLATE, SHIFT PIN	2	
48	67272-92E10	.SEAL, FLANGE	2	
49	67287-92E10	.NUT	1	
50	67296-92E80	.SCREW	3	

FIG.542E



DF175_E01_016_542E
OPT.REMOTE CONTROL ASSY DUAL (2)

FIG.542E (5-D-10) OPT:REMOTE CONTROL ASSY DUAL (2) (DF175T E01)

REF NO.	PART NO.	DESCRIPTION	Q'TY	REMARKS
1	67200-93J23	REMOTE CONTROL ASSY	1	
2	67222-92E00	.DUAL PLATE	2	
3	67223-92E00	.BRAKE ADJUST	2	
4	67288-92E00	.WASHER	2	
5	67292-94300	.E RING	8	
6	67288-92E10	.WASHER	2	
7	67291-92E00	.SNAP RING	4	
8	67221-92E00	.SHIFT ASSY	2	
9	67224-92E00	.BRAKE ARM ASSY	2	
10	67294-92E00	.SPACER	2	
11	37721-92E10	.SWITCH ASSY, NEUTRAL	1	
12	67296-92E11	.SCREW	4	
13	67296-88D10	.SCREW	4	
14	67296-92E20	.SCREW	4	
15	67226-92E00	.BOLT, STOPPER FRONT	2	
16	67226-92E10	.BOLT, STOPPER REAR	2	
17	67240-92E00	.ARM ASSY, THROTTLE	2	
18	67228-92E00	.WASHER	2	
19	67286-92E00	.BOLT	6	
20	67230-92E00	.ARM ASSY, SHIFT	2	
21	09125-05042	.SCREW (5X10)	16	
22	67234-92E00	.CASE, GEAR	2	
23	67245-92E00	.LEVER ASSY, THROTTLE	2	
24	67227-92E00	.STOPPER	2	
25	09126-06006	.SCREW (6X20)	4	
26	67296-95610	.SCREW	4	
27	67233-92E00	.SPRING	2	
28	67235-92E00	.PLATE, SHIFT LOCK	2	
29	67232-95620	.BUSH	2	
30	67269-92E00	.BRACKET	2	
31	67296-88D10	.SCREW	2	
32	09140-06020	.NUT	4	
33	67236-92E00	.ROLLER	2	
34	67237-92E01	.SPRING	12	

DF175_E01_016

FIG.542E

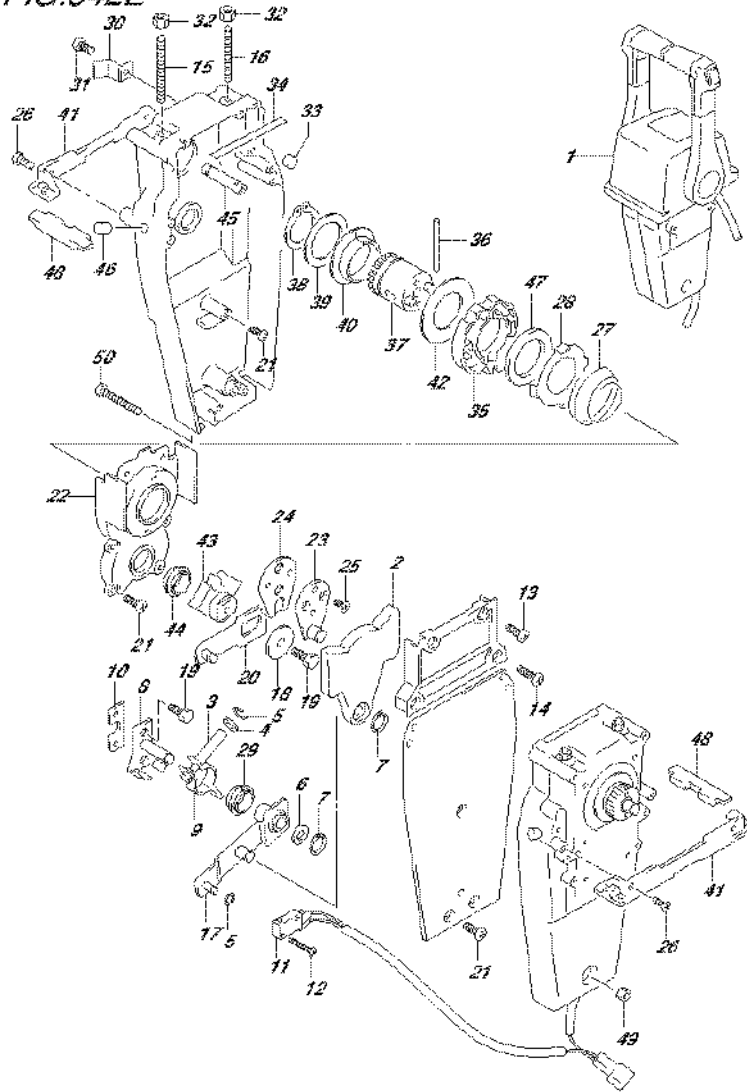


FIG.542E (5-D-11) OPT:REMOTE CONTROL ASSY DUAL (2) (DF175T E01)

REF NO.	PART NO.	DESCRIPTION	Q'TY	REMARKS
35	67238-92E00	.GEAR, DRIVE	2	
36	67239-92E00	.PIN	2	
37	67246-92E00	.SHAFT, DRIVE	2	
38	67291-92E10	.SNAP RING	2	
39	67253-92E10	.WASHER	2	
40	67252-92E10	.BUSH	2	
41	67274-92E00	.FLANGE	2	
42	67253-95600	.WASHER	2	
43	67231-92E00	.GEAR, SHIFT	2	
44	67232-95600	.BUSH	2	
45	67241-92E10	.ROD, FREE ACC	2	
46	67243-92E00	.CAP, HOLE	2	
47	67239-92E10	.PLATE, SHIFT PIN	2	
48	67272-92E10	.SEAL, FLANGE	2	
49	67287-92E10	.NUT	1	
50	67296-92E80	.SCREW	3	

FIG.542F

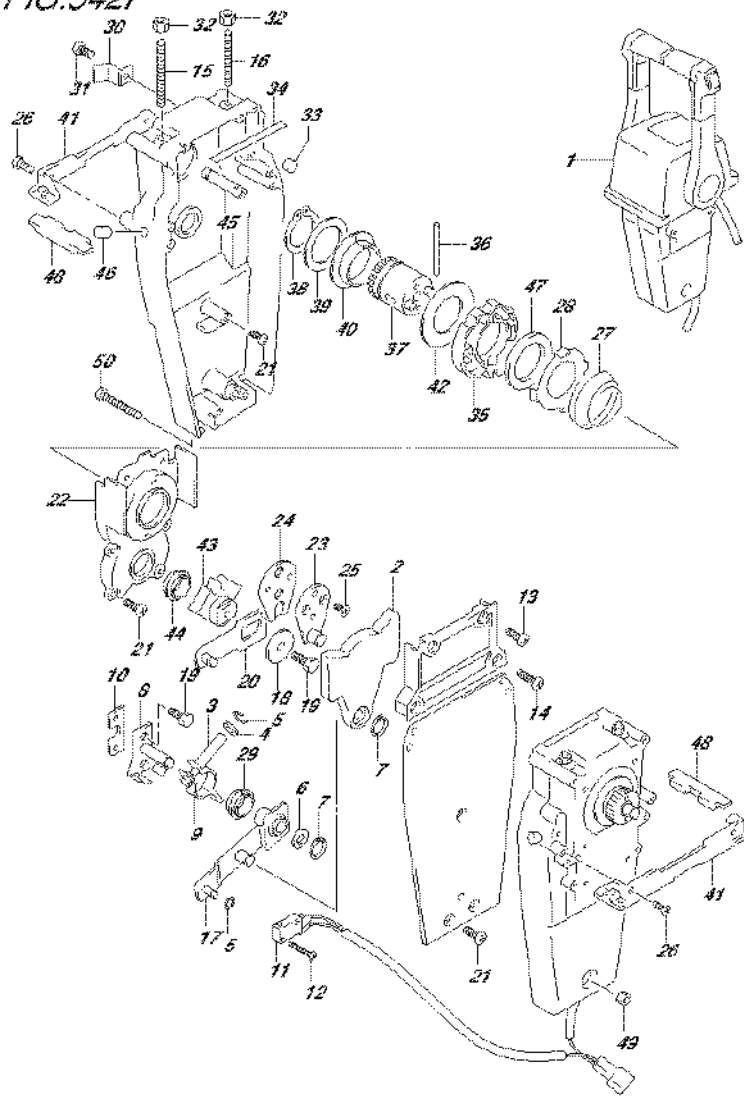


FIG.542F (5-D-12) OPT:REMOTE CONTROL ASSY DUAL (2) (DF175T E40)

REF NO.	PART NO.	DESCRIPTION	Q'TY	REMARKS
1	67200-93J23	REMOTE CONTROL ASSY	1	
2	67222-92E00	.DUAL PLATE	2	
3	67223-92E00	.BRAKE ADJUST	2	
4	67288-92E00	.WASHER	2	
5	67292-94300	.E RING	8	
6	67288-92E10	.WASHER	2	
7	67291-92E00	.SNAP RING	4	
8	67221-92E00	.SHIFT ASSY	2	
9	67224-92E00	.BRAKE ARM ASSY	2	
10	67294-92E00	.SPACER	2	
11	37721-92E10	.SWITCH ASSY, NEUTRAL	1	
12	67296-92E11	.SCREW	4	
13	67296-88D10	.SCREW	4	
14	67296-92E20	.SCREW	4	
15	67226-92E00	.BOLT, STOPPER FRONT	2	
16	67226-92E10	.BOLT, STOPPER REAR	2	
17	67240-92E00	.ARM ASSY, THROTTLE	2	
18	67228-92E00	.WASHER	2	
19	67286-92E00	.BOLT	6	
20	67230-92E00	.ARM ASSY, SHIFT	2	
21	09125-05042	.SCREW (5X10)	16	
22	67234-92E00	.CASE, GEAR	2	
23	67245-92E00	.LEVER ASSY, THROTTLE	2	
24	67227-92E00	.STOPPER	2	
25	09126-06006	.SCREW (6X20)	4	
26	67296-95610	.SCREW	4	
27	67233-92E00	.SPRING	2	
28	67235-92E00	.PLATE, SHIFT LOCK	2	
29	67232-95620	.BUSH	2	
30	67269-92E00	.BRACKET	2	
31	67296-88D10	.SCREW	2	
32	09140-06020	.NUT	4	
33	67236-92E00	.ROLLER	2	
34	67237-92E01	.SPRING	12	

FIG.542F

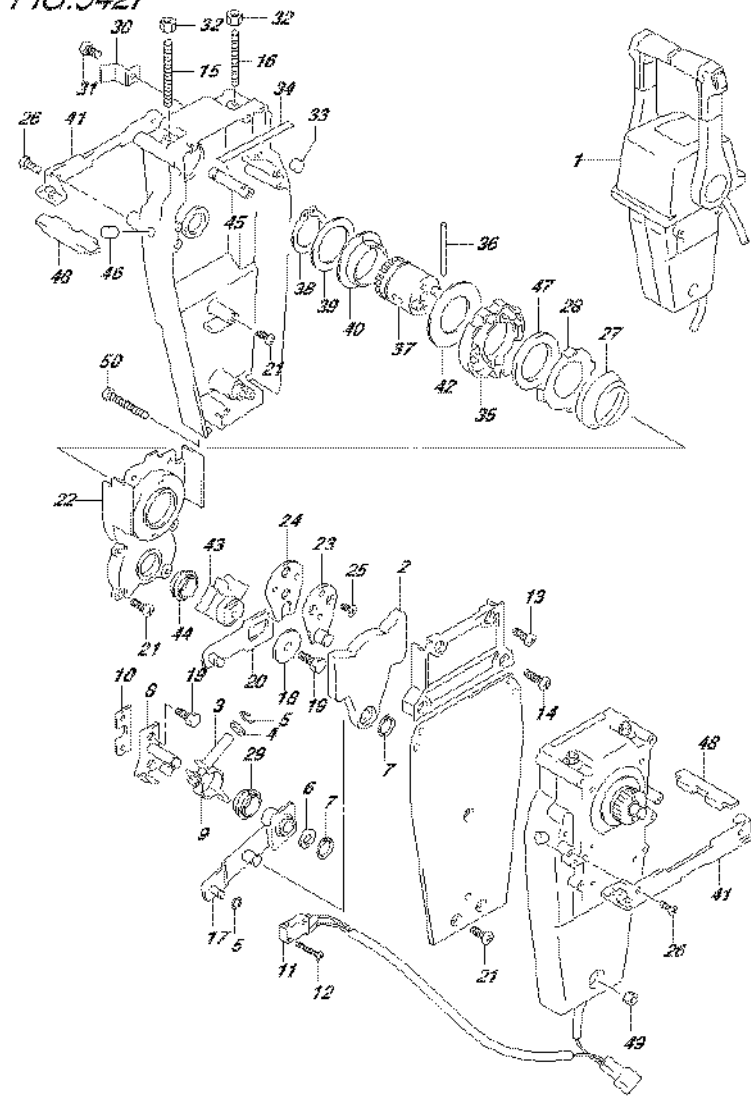


FIG.542F (5-D-13) OPT:REMOTE CONTROL ASSY DUAL (2) (DF175T E40)

REF NO.	PART NO.	DESCRIPTION	Q'TY	REMARKS
35	67238-92E00	.GEAR, DRIVE	2	
36	67239-92E00	.PIN	2	
37	67246-92E00	.SHAFT, DRIVE	2	
38	67291-92E10	.SNAP RING	2	
39	67253-92E10	.WASHER	2	
40	67252-92E10	.BUSH	2	
41	67274-92E00	.FLANGE	2	
42	67253-95600	.WASHER	2	
43	67231-92E00	.GEAR, SHIFT	2	
44	67232-95600	.BUSH	2	
45	67241-92E10	.ROD, FREE ACC	2	
46	67243-92E00	.CAP, HOLE	2	
47	67239-92E10	.PLATE, SHIFT PIN	2	
48	67272-92E10	.SEAL, FLANGE	2	
49	67287-92E10	.NUT	1	
50	67296-92E80	.SCREW	3	

FIG.542G

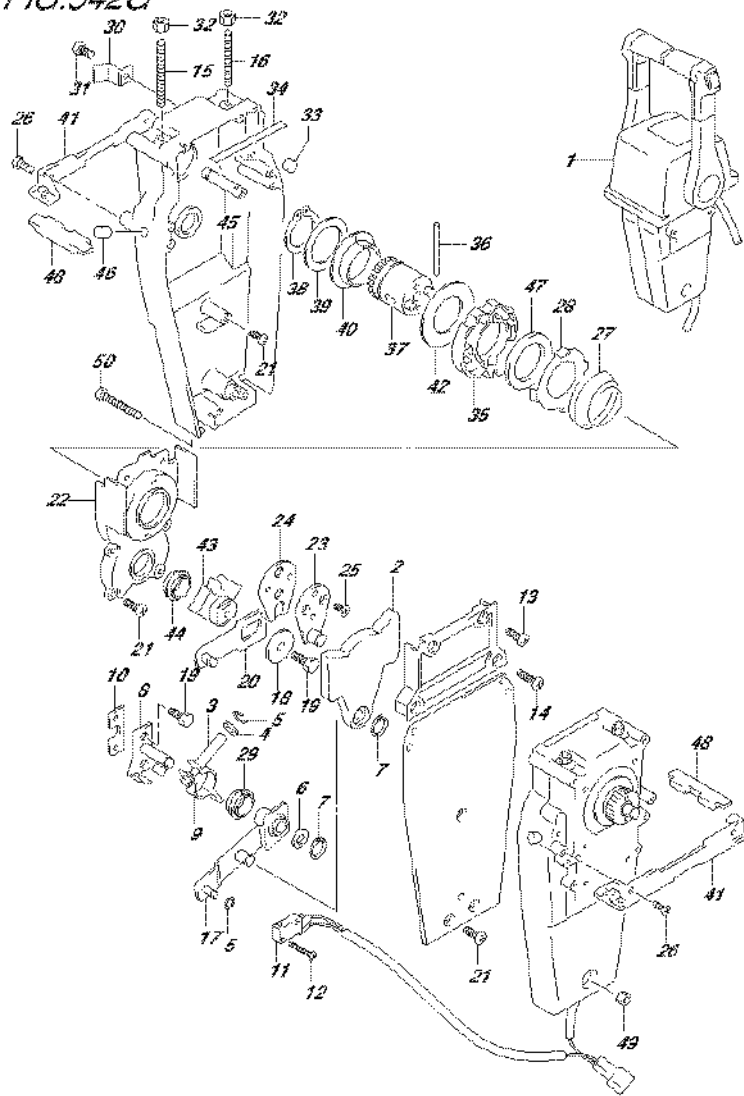


FIG.542G (5-D-14) OPT:REMOTE CONTROL ASSY DUAL (2) (DF175Z E01)

REF NO.	PART NO.	DESCRIPTION	Q'TY	REMARKS
1	67200-93J23	REMOTE CONTROL ASSY	1	
2	67222-92E00	.DUAL PLATE	2	
3	67223-92E00	.BRAKE ADJUST	2	
4	67288-92E00	.WASHER	2	
5	67292-94300	.E RING	8	
6	67288-92E10	.WASHER	2	
7	67291-92E00	.SNAP RING	4	
8	67221-92E00	.SHIFT ASSY	2	
9	67224-92E00	.BRAKE ARM ASSY	2	
10	67294-92E00	.SPACER	2	
11	37721-92E10	.SWITCH ASSY, NEUTRAL	1	
12	67296-92E11	.SCREW	4	
13	67296-88D10	.SCREW	4	
14	67296-92E20	.SCREW	4	
15	67226-92E00	.BOLT, STOPPER FRONT	2	
16	67226-92E10	.BOLT, STOPPER REAR	2	
17	67240-92E00	.ARM ASSY, THROTTLE	2	
18	67228-92E00	.WASHER	2	
19	67286-92E00	.BOLT	6	
20	67230-92E00	.ARM ASSY, SHIFT	2	
21	09125-05042	.SCREW (5X10)	16	
22	67234-92E00	.CASE, GEAR	2	
23	67245-92E00	.LEVER ASSY, THROTTLE	2	
24	67227-92E00	.STOPPER	2	
25	09126-06006	.SCREW (6X20)	4	
26	67296-95610	.SCREW	4	
27	67233-92E00	.SPRING	2	
28	67235-92E00	.PLATE, SHIFT LOCK	2	
29	67232-95620	.BUSH	2	
30	67269-92E00	.BRACKET	2	
31	67296-88D10	.SCREW	2	
32	09140-06020	.NUT	4	
33	67236-92E00	.ROLLER	2	
34	67237-92E01	.SPRING	12	

FIG.542G

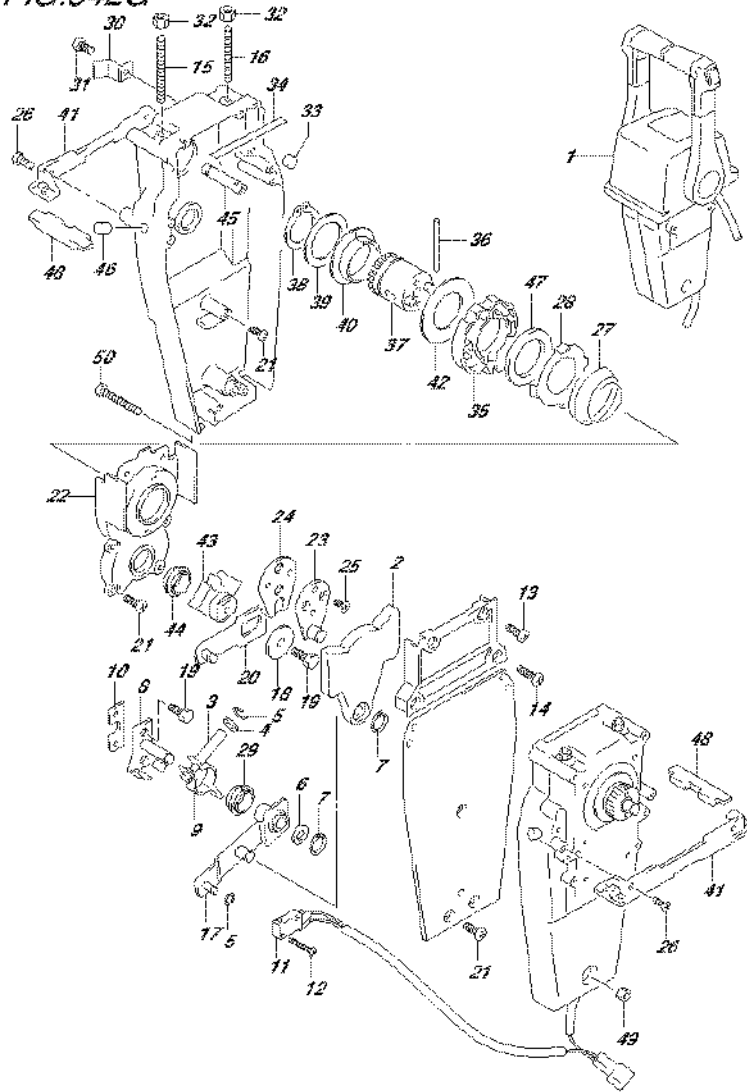


FIG.542G (5-D-15) OPT:REMOTE CONTROL ASSY DUAL (2) (DF175Z E01)

REF NO.	PART NO.	DESCRIPTION	Q'TY	REMARKS
35	67238-92E00	.GEAR, DRIVE	2	
36	67239-92E00	.PIN	2	
37	67246-92E00	.SHAFT, DRIVE	2	
38	67291-92E10	.SNAP RING	2	
39	67253-92E10	.WASHER	2	
40	67252-92E10	.BUSH	2	
41	67274-92E00	.FLANGE	2	
42	67253-95600	.WASHER	2	
43	67231-92E00	.GEAR, SHIFT	2	
44	67232-95600	.BUSH	2	
45	67241-92E10	.ROD, FREE ACC	2	
46	67243-92E00	.CAP, HOLE	2	
47	67239-92E10	.PLATE, SHIFT PIN	2	
48	67272-92E10	.SEAL, FLANGE	2	
49	67287-92E10	.NUT	1	
50	67296-92E80	.SCREW	3	

FIG.542H

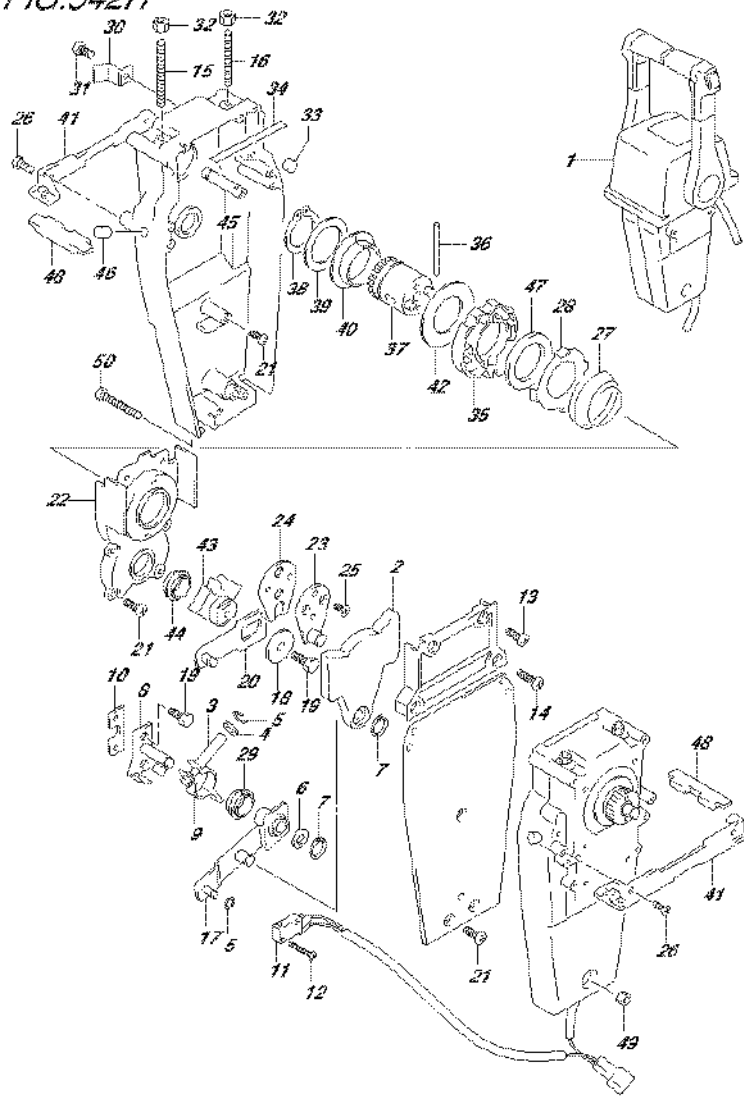


FIG.542H (5-E-2) OPT:REMOTE CONTROL ASSY DUAL (2) (DF175Z E40)

REF NO.	PART NO.	DESCRIPTION	Q'TY	REMARKS
1	67200-93J23	REMOTE CONTROL ASSY	1	
2	67222-92E00	.DUAL PLATE	2	
3	67223-92E00	.BRAKE ADJUST	2	
4	67288-92E00	.WASHER	2	
5	67292-94300	.E RING	8	
6	67288-92E10	.WASHER	2	
7	67291-92E00	.SNAP RING	4	
8	67221-92E00	.SHIFT ASSY	2	
9	67224-92E00	.BRAKE ARM ASSY	2	
10	67294-92E00	.SPACER	2	
11	37721-92E10	.SWITCH ASSY, NEUTRAL	1	
12	67296-92E11	.SCREW	4	
13	67296-88D10	.SCREW	4	
14	67296-92E20	.SCREW	4	
15	67226-92E00	.BOLT, STOPPER FRONT	2	
16	67226-92E10	.BOLT, STOPPER REAR	2	
17	67240-92E00	.ARM ASSY, THROTTLE	2	
18	67228-92E00	.WASHER	2	
19	67286-92E00	.BOLT	6	
20	67230-92E00	.ARM ASSY, SHIFT	2	
21	09125-05042	.SCREW (5X10)	16	
22	67234-92E00	.CASE, GEAR	2	
23	67245-92E00	.LEVER ASSY, THROTTLE	2	
24	67227-92E00	.STOPPER	2	
25	09126-06006	.SCREW (6X20)	4	
26	67296-95610	.SCREW	4	
27	67233-92E00	.SPRING	2	
28	67235-92E00	.PLATE, SHIFT LOCK	2	
29	67232-95620	.BUSH	2	
30	67269-92E00	.BRACKET	2	
31	67296-88D10	.SCREW	2	
32	09140-06020	.NUT	4	
33	67236-92E00	.ROLLER	2	
34	67237-92E01	.SPRING	12	

FIG.542H

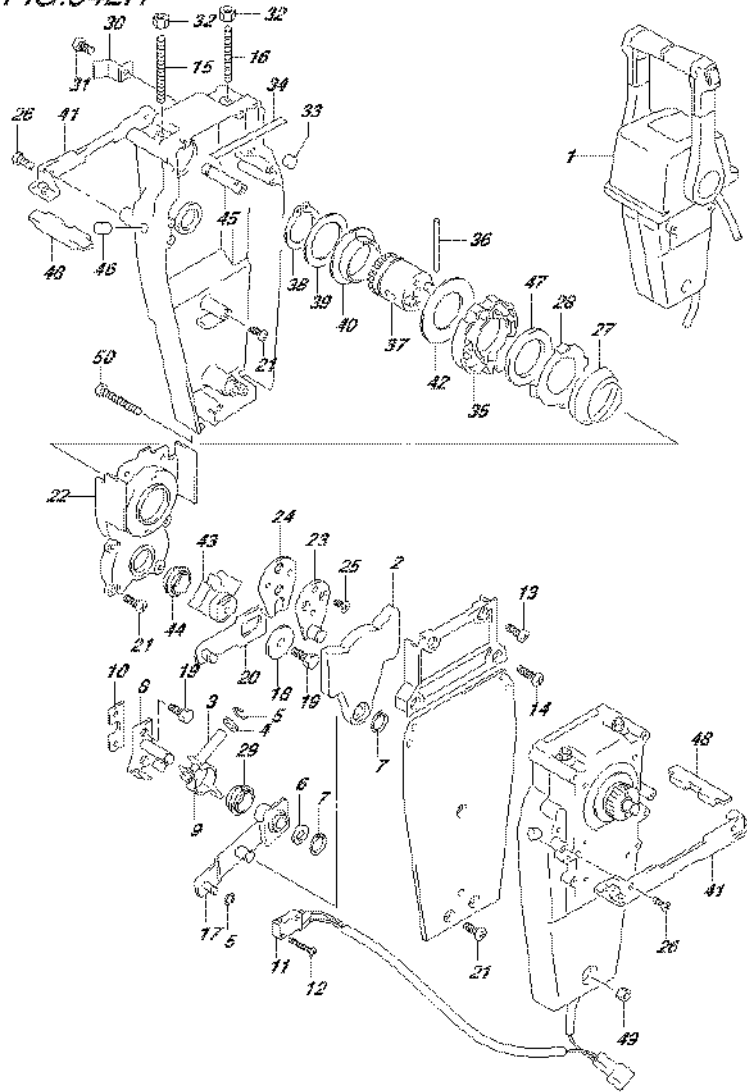
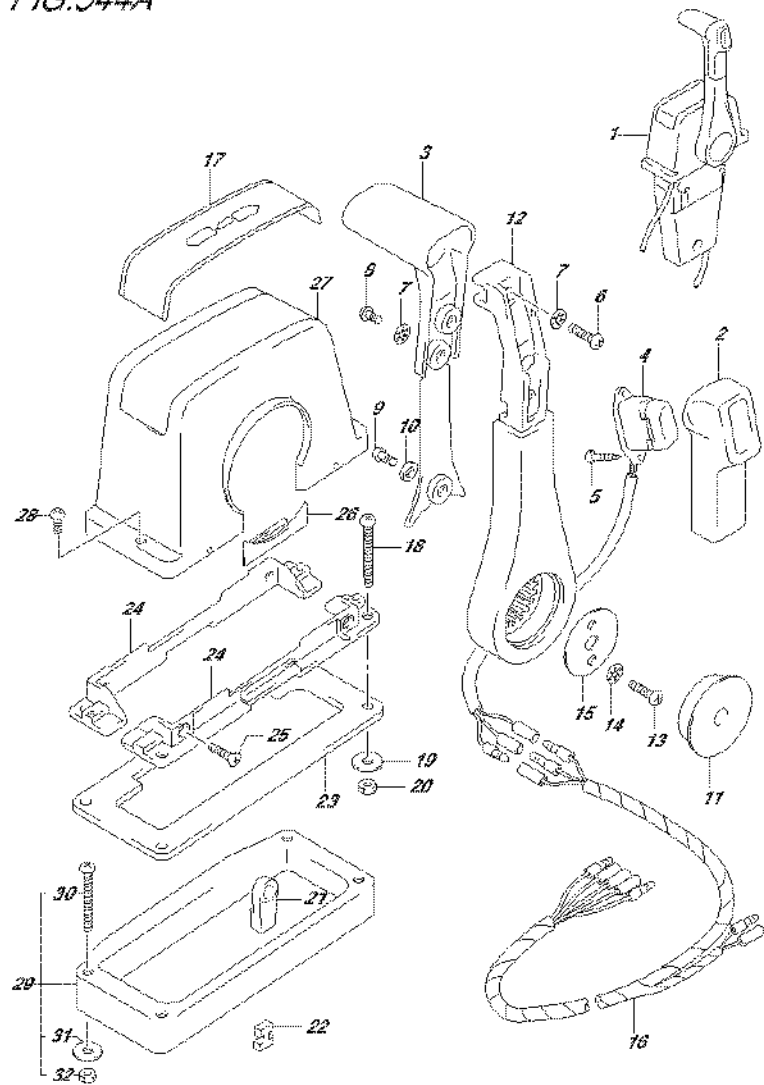


FIG.542H (5-E-3) OPT:REMOTE CONTROL ASSY DUAL (2) (DF175Z E40)

REF NO.	PART NO.	DESCRIPTION	Q'TY	REMARKS
35	67238-92E00	.GEAR, DRIVE	2	
36	67239-92E00	.PIN	2	
37	67246-92E00	.SHAFT, DRIVE	2	
38	67291-92E10	.SNAP RING	2	
39	67253-92E10	.WASHER	2	
40	67252-92E10	.BUSH	2	
41	67274-92E00	.FLANGE	2	
42	67253-95600	.WASHER	2	
43	67231-92E00	.GEAR, SHIFT	2	
44	67232-95600	.BUSH	2	
45	67241-92E10	.ROD, FREE ACC	2	
46	67243-92E00	.CAP, HOLE	2	
47	67239-92E10	.PLATE, SHIFT PIN	2	
48	67272-92E10	.SEAL, FLANGE	2	
49	67287-92E10	.NUT	1	
50	67296-92E80	.SCREW	3	

FIG.544A

FIG.544A (5-E-4) OPT:REMOTE CONTROL ASSY SINGLE (1) (DF150T E01)



REF NO.	PART NO.	DESCRIPTION	Q'TY	REMARKS
1	67200-93J13	REMOTE CONTROL ASSY	1	
2	67261-93J00	.GRIP, NO.1	1	
3	67263-93J00	.GRIP, NO.2	1	
4	37850-93J10	.SWITCH ASSY, PTT	1	
5	67295-92E10	.SCREW	2	
6	67296-88D10	.SCREW	1	
7	67288-92E20	.WASHER	3	
8	67295-92E00	.SCREW	2	
9	67296-92E70	.SCREW	1	
10	67288-92E40	.WASHER	1	
11	67257-92E00	.CAP, LEVER	1	
12	67251-93J00	.LEVER, HANDLE	1	
13	67296-92E60	.SCREW	2	
14	67288-92E30	.WASHER	2	
15	67253-92E00	.WASHER	1	
16	36890-93J00	.WIRE HARNESS	1	
17	67281-93J00	.DECAL	1	
18	67296-92E30	.SCREW	4	
19	09160-05024	.WASHER (5.5X16X1.5)	4	
20	67287-92E00	.NUT	4	
21	67275-95600	.END, CABLE	2	
22	67273-95600	.SPACER	1	
23	67273-92E00	.GROMMET	1	
24	67274-92E00	.FLANGE	2	
25	67296-95610	.SCREW	4	
26	67271-92E00	.COVER	1	
27	67211-93J00	.COVER	1	
28	67296-92E70	.SCREW	2	
29	67500-93J00	KIT, REMOCON SPACER SINGLE	1	
30	09125-05135	.SCREW (5X65)	4	
31	09160-05029	.WASHER (5.5X12X0.8)	4	
32	09140-05005	.NUT	4	

FIG.544B

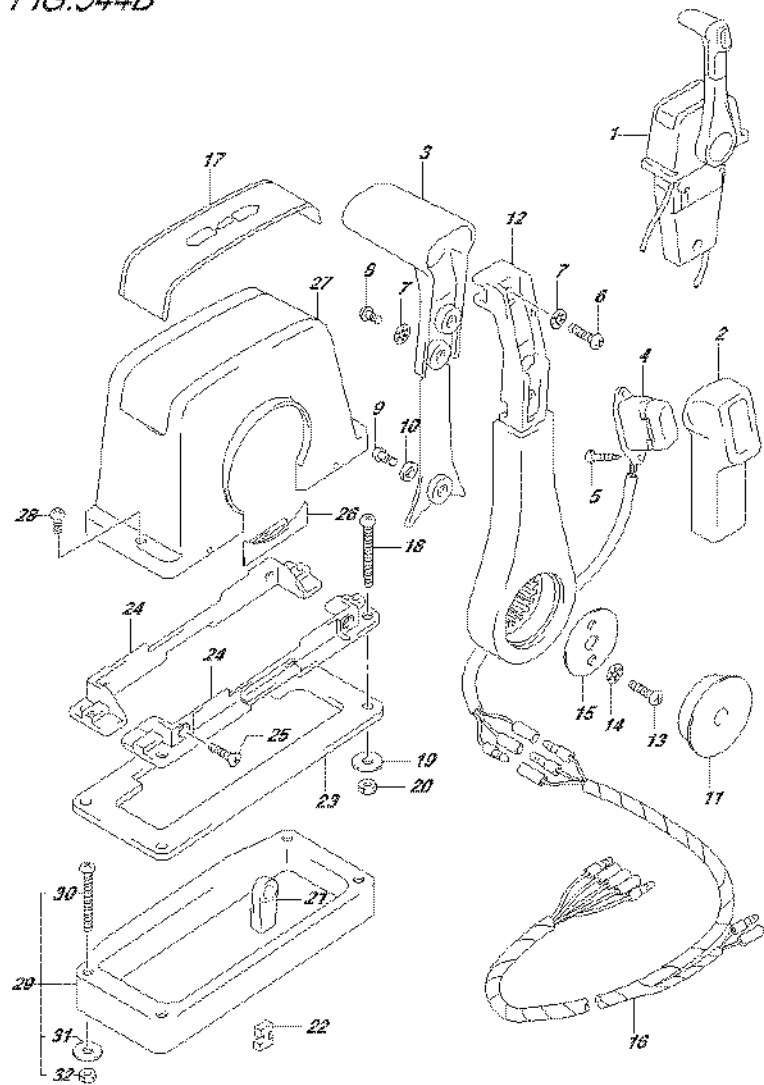
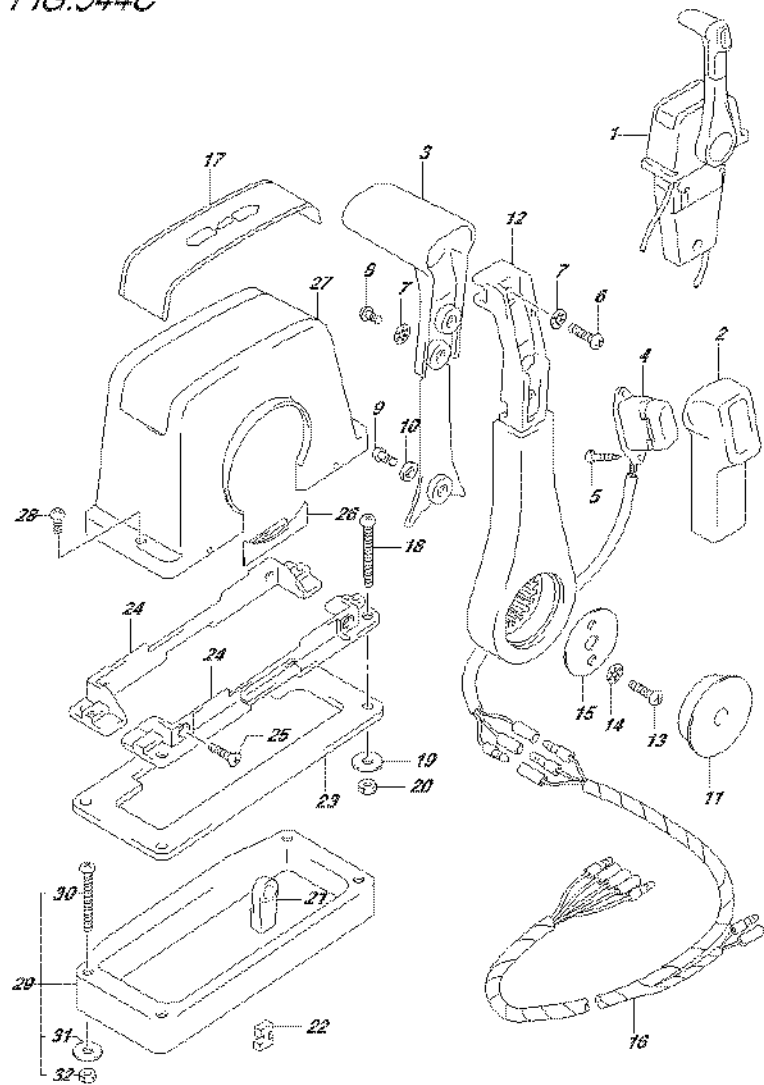


FIG.544B (5-E-5) OPT:REMOTE CONTROL ASSY SINGLE (1) (DF150T E40)

REF NO.	PART NO.	DESCRIPTION	Q'TY	REMARKS
1	67200-93J13	REMOTE CONTROL ASSY	1	
2	67261-93J00	.GRIP, NO.1	1	
3	67263-93J00	.GRIP, NO.2	1	
4	37850-93J10	.SWITCH ASSY, PTT	1	
5	67295-92E10	.SCREW	2	
6	67296-88D10	.SCREW	1	
7	67288-92E20	.WASHER	3	
8	67295-92E00	.SCREW	2	
9	67296-92E70	.SCREW	1	
10	67288-92E40	.WASHER	1	
11	67257-92E00	.CAP, LEVER	1	
12	67251-93J00	.LEVER, HANDLE	1	
13	67296-92E60	.SCREW	2	
14	67288-92E30	.WASHER	2	
15	67253-92E00	.WASHER	1	
16	36890-93J00	.WIRE HARNESS	1	
17	67281-93J00	.DECAL	1	
18	67296-92E30	.SCREW	4	
19	09160-05024	.WASHER (5.5X16X1.5)	4	
20	67287-92E00	.NUT	4	
21	67275-95600	.END, CABLE	2	
22	67273-95600	.SPACER	1	
23	67273-92E00	.GROMMET	1	
24	67274-92E00	.FLANGE	2	
25	67296-95610	.SCREW	4	
26	67271-92E00	.COVER	1	
27	67211-93J00	.COVER	1	
28	67296-92E70	.SCREW	2	
29	67500-93J00	KIT, REMOCON SPACER SINGLE	1	
30	09125-05135	.SCREW (5X65)	4	
31	09160-05029	.WASHER (5.5X12X0.8)	4	
32	09140-05005	.NUT	4	

FIG.544C

FIG.544C (5-E-6) OPT:REMOTE CONTROL ASSY SINGLE (1) (DF150Z E01)



REF NO.	PART NO.	DESCRIPTION	Q'TY	REMARKS
1	67200-93J13	REMOTE CONTROL ASSY	1	
2	67261-93J00	.GRIP, NO.1	1	
3	67263-93J00	.GRIP, NO.2	1	
4	37850-93J10	.SWITCH ASSY, PTT	1	
5	67295-92E10	.SCREW	2	
6	67296-88D10	.SCREW	1	
7	67288-92E20	.WASHER	3	
8	67295-92E00	.SCREW	2	
9	67296-92E70	.SCREW	1	
10	67288-92E40	.WASHER	1	
11	67257-92E00	.CAP, LEVER	1	
12	67251-93J00	.LEVER, HANDLE	1	
13	67296-92E60	.SCREW	2	
14	67288-92E30	.WASHER	2	
15	67253-92E00	.WASHER	1	
16	36890-93J00	.WIRE HARNESS	1	
17	67281-93J00	.DECAL	1	
18	67296-92E30	.SCREW	4	
19	09160-05024	.WASHER (5.5X16X1.5)	4	
20	67287-92E00	.NUT	4	
21	67275-95600	.END, CABLE	2	
22	67273-95600	.SPACER	1	
23	67273-92E00	.GROMMET	1	
24	67274-92E00	.FLANGE	2	
25	67296-95610	.SCREW	4	
26	67271-92E00	.COVER	1	
27	67211-93J00	.COVER	1	
28	67296-92E70	.SCREW	2	
29	67500-93J00	KIT, REMOCON SPACER SINGLE	1	
30	09125-05135	.SCREW (5X65)	4	
31	09160-05029	.WASHER (5.5X12X0.8)	4	
32	09140-05005	.NUT	4	

FIG.544D

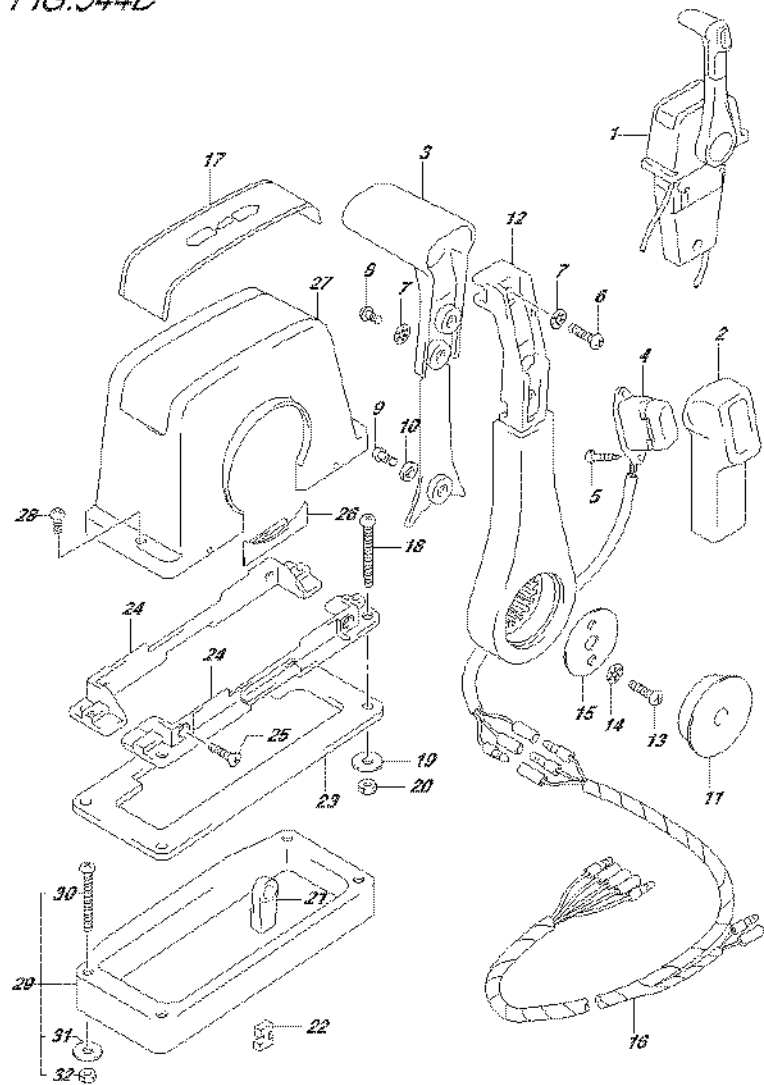


FIG.544D (5-E-7) OPT:REMOTE CONTROL ASSY SINGLE (1) (DF150Z E40)

REF NO.	PART NO.	DESCRIPTION	Q'TY	REMARKS
1	67200-93J13	REMOTE CONTROL ASSY	1	
2	67261-93J00	.GRIP, NO.1	1	
3	67263-93J00	.GRIP, NO.2	1	
4	37850-93J10	.SWITCH ASSY, PTT	1	
5	67295-92E10	.SCREW	2	
6	67296-88D10	.SCREW	1	
7	67288-92E20	.WASHER	3	
8	67295-92E00	.SCREW	2	
9	67296-92E70	.SCREW	1	
10	67288-92E40	.WASHER	1	
11	67257-92E00	.CAP, LEVER	1	
12	67251-93J00	.LEVER, HANDLE	1	
13	67296-92E60	.SCREW	2	
14	67288-92E30	.WASHER	2	
15	67253-92E00	.WASHER	1	
16	36890-93J00	.WIRE HARNESS	1	
17	67281-93J00	.DECAL	1	
18	67296-92E30	.SCREW	4	
19	09160-05024	.WASHER (5.5X16X1.5)	4	
20	67287-92E00	.NUT	4	
21	67275-95600	.END, CABLE	2	
22	67273-95600	.SPACER	1	
23	67273-92E00	.GROMMET	1	
24	67274-92E00	.FLANGE	2	
25	67296-95610	.SCREW	4	
26	67271-92E00	.COVER	1	
27	67211-93J00	.COVER	1	
28	67296-92E70	.SCREW	2	
29	67500-93J00	KIT, REMOCON SPACER SINGLE	1	
30	09125-05135	.SCREW (5X65)	4	
31	09160-05029	.WASHER (5.5X12X0.8)	4	
32	09140-05005	.NUT	4	

FIG.544E

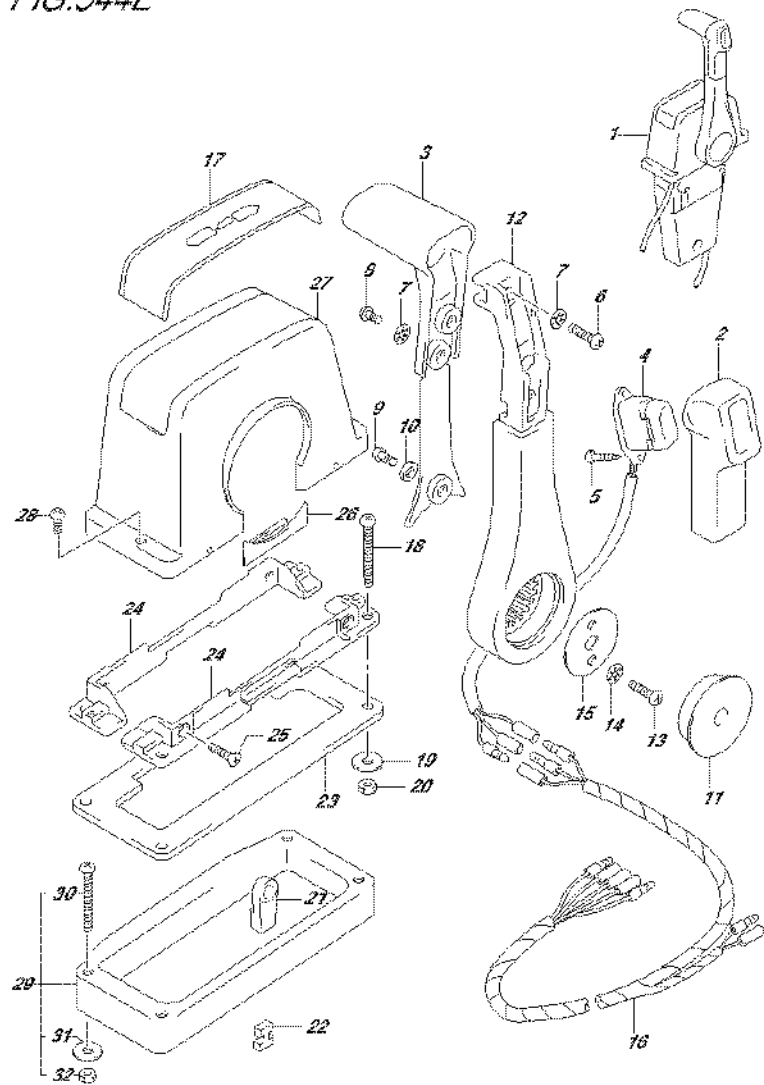


FIG.544E (5-E-8) OPT:REMOTE CONTROL ASSY SINGLE (1) (DF175T E01)

REF NO.	PART NO.	DESCRIPTION	Q'TY	REMARKS
1	67200-93J13	REMOTE CONTROL ASSY	1	
2	67261-93J00	.GRIP, NO.1	1	
3	67263-93J00	.GRIP, NO.2	1	
4	37850-93J10	.SWITCH ASSY, PTT	1	
5	67295-92E10	.SCREW	2	
6	67296-88D10	.SCREW	1	
7	67288-92E20	.WASHER	3	
8	67295-92E00	.SCREW	2	
9	67296-92E70	.SCREW	1	
10	67288-92E40	.WASHER	1	
11	67257-92E00	.CAP, LEVER	1	
12	67251-93J00	.LEVER, HANDLE	1	
13	67296-92E60	.SCREW	2	
14	67288-92E30	.WASHER	2	
15	67253-92E00	.WASHER	1	
16	36890-93J00	.WIRE HARNESS	1	
17	67281-93J00	.DECAL	1	
18	67296-92E30	.SCREW	4	
19	09160-05024	.WASHER (5.5X16X1.5)	4	
20	67287-92E00	.NUT	4	
21	67275-95600	.END, CABLE	2	
22	67273-95600	.SPACER	1	
23	67273-92E00	.GROMMET	1	
24	67274-92E00	.FLANGE	2	
25	67296-95610	.SCREW	4	
26	67271-92E00	.COVER	1	
27	67211-93J00	.COVER	1	
28	67296-92E70	.SCREW	2	
29	67500-93J00	KIT, REMOCON SPACER SINGLE	1	
30	09125-05135	.SCREW (5X65)	4	
31	09160-05029	.WASHER (5.5X12X0.8)	4	
32	09140-05005	.NUT	4	

FIG.544F

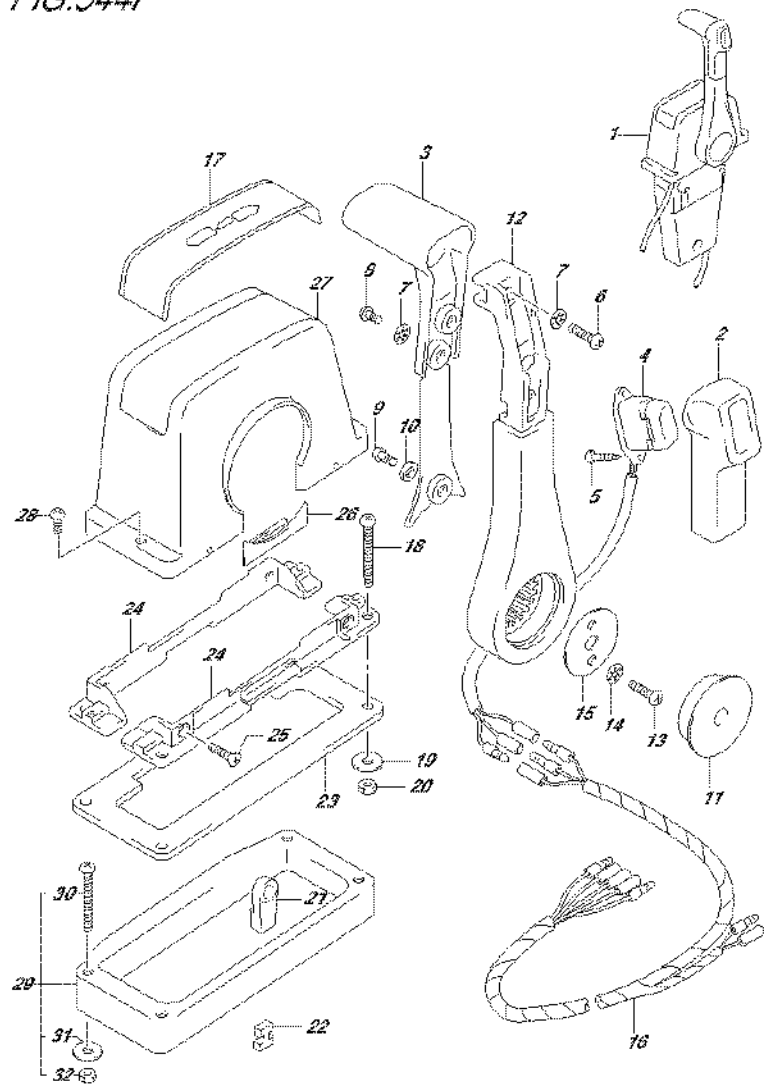
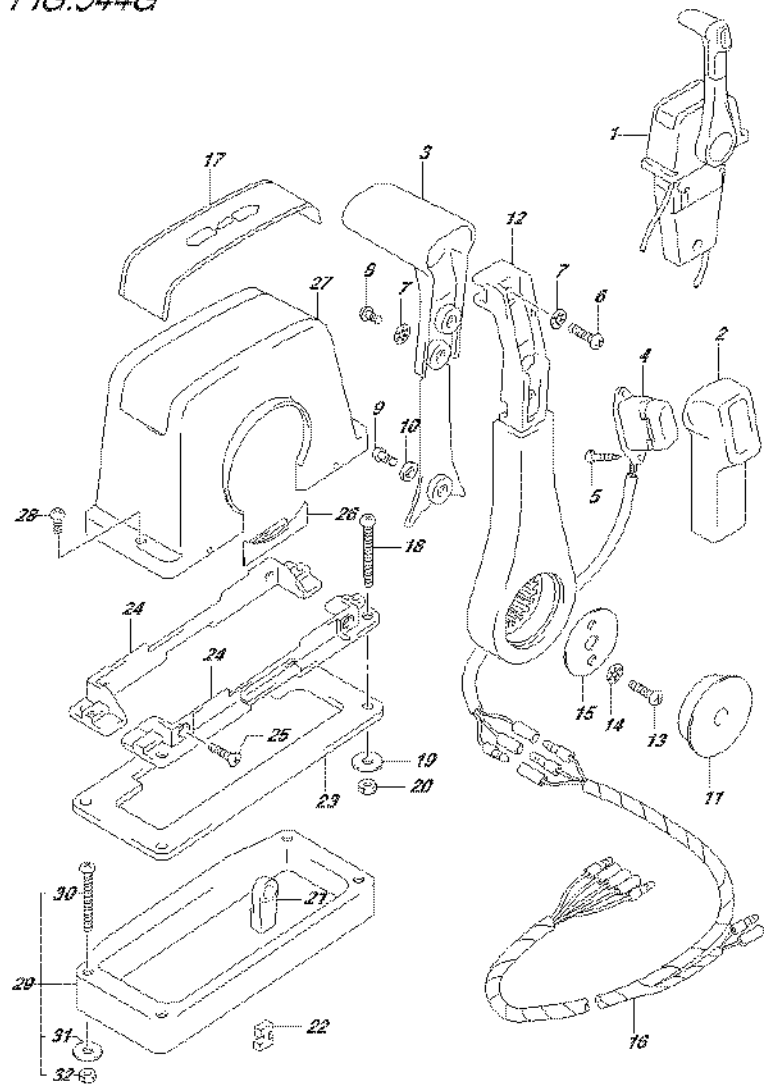


FIG.544F (5-E-9) OPT:REMOTE CONTROL ASSY SINGLE (1) (DF175T E40)

REF NO.	PART NO.	DESCRIPTION	Q'TY	REMARKS
1	67200-93J13	REMOTE CONTROL ASSY	1	
2	67261-93J00	.GRIP, NO.1	1	
3	67263-93J00	.GRIP, NO.2	1	
4	37850-93J10	.SWITCH ASSY, PTT	1	
5	67295-92E10	.SCREW	2	
6	67296-88D10	.SCREW	1	
7	67288-92E20	.WASHER	3	
8	67295-92E00	.SCREW	2	
9	67296-92E70	.SCREW	1	
10	67288-92E40	.WASHER	1	
11	67257-92E00	.CAP, LEVER	1	
12	67251-93J00	.LEVER, HANDLE	1	
13	67296-92E60	.SCREW	2	
14	67288-92E30	.WASHER	2	
15	67253-92E00	.WASHER	1	
16	36890-93J00	.WIRE HARNESS	1	
17	67281-93J00	.DECAL	1	
18	67296-92E30	.SCREW	4	
19	09160-05024	.WASHER (5.5X16X1.5)	4	
20	67287-92E00	.NUT	4	
21	67275-95600	.END, CABLE	2	
22	67273-95600	.SPACER	1	
23	67273-92E00	.GROMMET	1	
24	67274-92E00	.FLANGE	2	
25	67296-95610	.SCREW	4	
26	67271-92E00	.COVER	1	
27	67211-93J00	.COVER	1	
28	67296-92E70	.SCREW	2	
29	67500-93J00	KIT, REMOCON SPACER SINGLE	1	
30	09125-05135	.SCREW (5X65)	4	
31	09160-05029	.WASHER (5.5X12X0.8)	4	
32	09140-05005	.NUT	4	

FIG.544G

FIG.544G (5-E-10) OPT:REMOTE CONTROL ASSY SINGLE (1) (DF175Z E01)



REF NO.	PART NO.	DESCRIPTION	Q'TY	REMARKS
1	67200-93J13	REMOTE CONTROL ASSY	1	
2	67261-93J00	.GRIP, NO.1	1	
3	67263-93J00	.GRIP, NO.2	1	
4	37850-93J10	.SWITCH ASSY, PTT	1	
5	67295-92E10	.SCREW	2	
6	67296-88D10	.SCREW	1	
7	67288-92E20	.WASHER	3	
8	67295-92E00	.SCREW	2	
9	67296-92E70	.SCREW	1	
10	67288-92E40	.WASHER	1	
11	67257-92E00	.CAP, LEVER	1	
12	67251-93J00	.LEVER, HANDLE	1	
13	67296-92E60	.SCREW	2	
14	67288-92E30	.WASHER	2	
15	67253-92E00	.WASHER	1	
16	36890-93J00	.WIRE HARNESS	1	
17	67281-93J00	.DECAL	1	
18	67296-92E30	.SCREW	4	
19	09160-05024	.WASHER (5.5X16X1.5)	4	
20	67287-92E00	.NUT	4	
21	67275-95600	.END, CABLE	2	
22	67273-95600	.SPACER	1	
23	67273-92E00	.GROMMET	1	
24	67274-92E00	.FLANGE	2	
25	67296-95610	.SCREW	4	
26	67271-92E00	.COVER	1	
27	67211-93J00	.COVER	1	
28	67296-92E70	.SCREW	2	
29	67500-93J00	KIT, REMOCON SPACER SINGLE	1	
30	09125-05135	.SCREW (5X65)	4	
31	09160-05029	.WASHER (5.5X12X0.8)	4	
32	09140-05005	.NUT	4	

FIG.544H

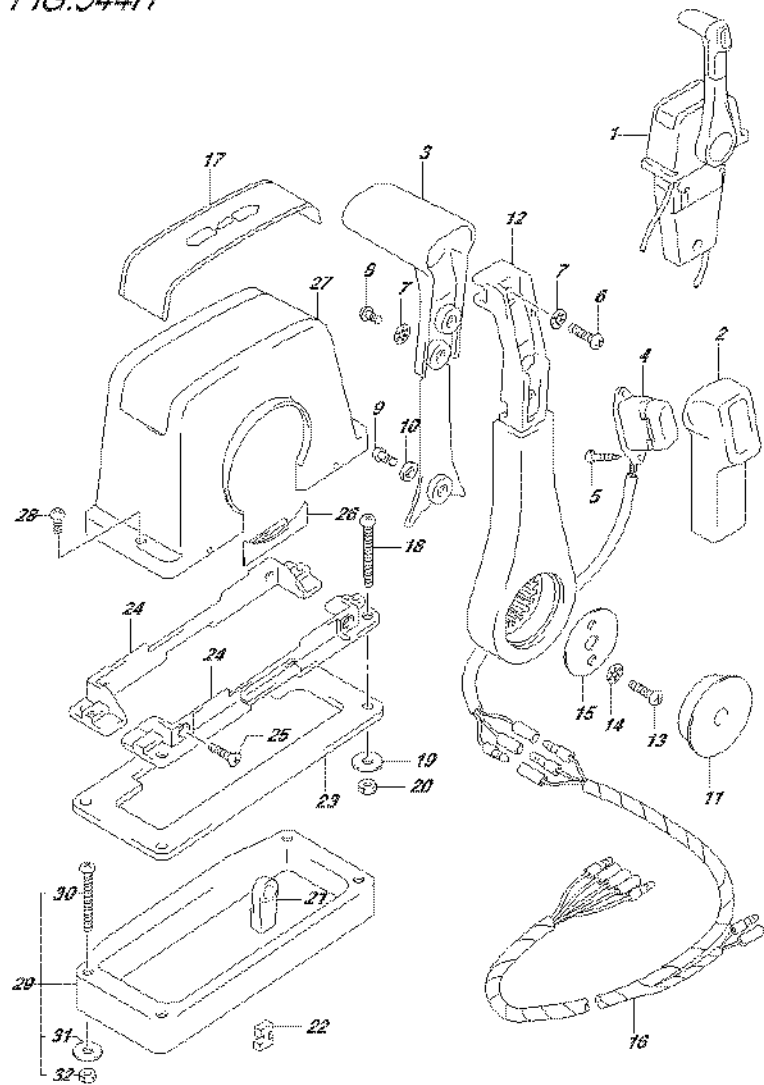


FIG.544H (5-E-11) OPT:REMOTE CONTROL ASSY SINGLE (1) (DF175Z E40)

REF NO.	PART NO.	DESCRIPTION	Q'TY	REMARKS
1	67200-93J13	REMOTE CONTROL ASSY	1	
2	67261-93J00	.GRIP, NO.1	1	
3	67263-93J00	.GRIP, NO.2	1	
4	37850-93J10	.SWITCH ASSY, PTT	1	
5	67295-92E10	.SCREW	2	
6	67296-88D10	.SCREW	1	
7	67288-92E20	.WASHER	3	
8	67295-92E00	.SCREW	2	
9	67296-92E70	.SCREW	1	
10	67288-92E40	.WASHER	1	
11	67257-92E00	.CAP, LEVER	1	
12	67251-93J00	.LEVER, HANDLE	1	
13	67296-92E60	.SCREW	2	
14	67288-92E30	.WASHER	2	
15	67253-92E00	.WASHER	1	
16	36890-93J00	.WIRE HARNESS	1	
17	67281-93J00	.DECAL	1	
18	67296-92E30	.SCREW	4	
19	09160-05024	.WASHER (5.5X16X1.5)	4	
20	67287-92E00	.NUT	4	
21	67275-95600	.END, CABLE	2	
22	67273-95600	.SPACER	1	
23	67273-92E00	.GROMMET	1	
24	67274-92E00	.FLANGE	2	
25	67296-95610	.SCREW	4	
26	67271-92E00	.COVER	1	
27	67211-93J00	.COVER	1	
28	67296-92E70	.SCREW	2	
29	67500-93J00	KIT, REMOCON SPACER SINGLE	1	
30	09125-05135	.SCREW (5X65)	4	
31	09160-05029	.WASHER (5.5X12X0.8)	4	
32	09140-05005	.NUT	4	

FIG.545A

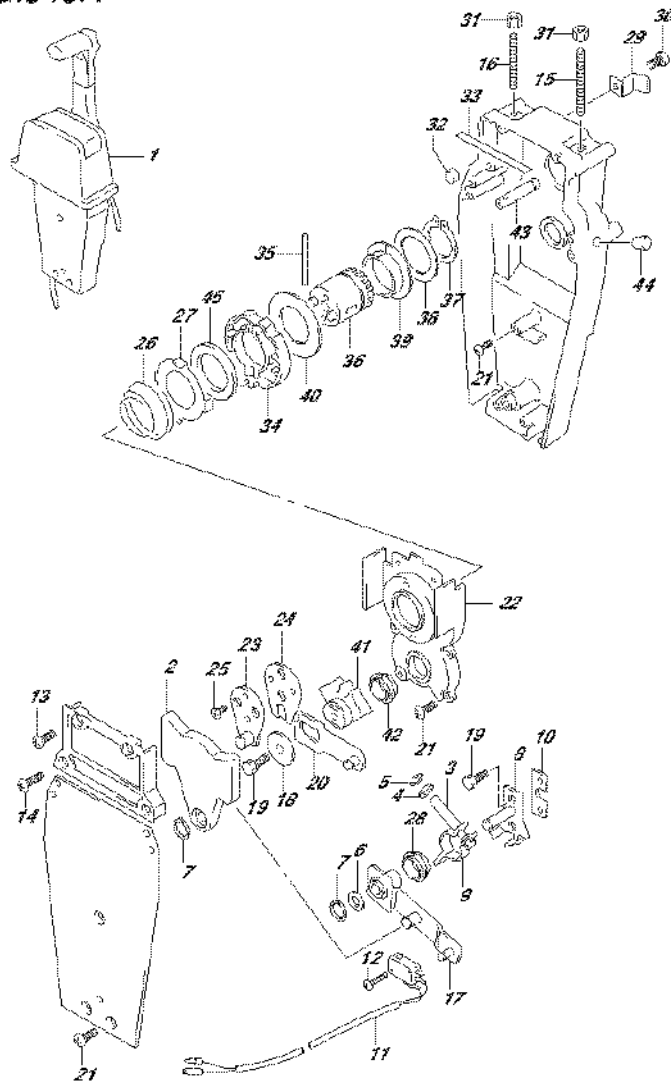


FIG.545A (5-E-12) OPT:REMOTE CONTROL ASSY SINGLE (2) (DF150T E01)

REF NO.	PART NO.	DESCRIPTION	Q'TY	REMARKS
1	67200-93J13	REMOTE CONTROL ASSY	1	
2	67222-92E00	.DUAL PLATE	1	
3	67223-92E00	.BRAKE ADJUST	1	
4	67288-92E00	.WASHER	1	
5	67292-94300	.E RING	4	
6	67288-92E10	.WASHER	1	
7	67291-92E00	.SNAP RING	2	
8	67221-92E00	.SHIFT ASSY	1	
9	67224-92E00	.BRAKE ARM ASSY	1	
10	67294-92E00	.SPACER	1	
11	37721-95500	.SWITCH ASSY, NEUTRAL	1	
12	67296-92E11	.SCREW (3X15)	2	
13	67296-88D10	.SCREW (5X16)	2	
14	67296-92E20	.SCREW (5X25)	2	
15	67226-92E00	.BOLT, STOPPER FRONT	1	
16	67226-92E10	.BOLT, STOPPER REAR	1	
17	67240-92E00	.ARM ASSY, THROTTLE	1	
18	67228-92E00	.WASHER	1	
19	67286-92E00	.BOLT (6X18)	3	
20	67230-92E00	.ARM ASSY, SHIFT	1	
21	09125-05042	.SCREW (5X10)	9	
22	67234-92E00	.CASE, GEAR	1	
23	67245-92E00	.LEVER ASSY, THROTTLE	1	
24	67227-92E00	.STOPPER	1	
25	09126-06006	.SCREW (6X20)	2	
26	67233-92E00	.SPRING	1	
27	67235-92E00	.PLATE, SHIFT LOCK	1	
28	67232-95620	.BUSH	1	
29	67269-92E00	.BRACKET	1	
30	67296-88D10	.SCREW	1	
31	09140-06020	.NUT	2	
32	67236-92E00	.ROLLER	1	
33	67237-92E01	.SPRING	6	
34	67238-92E00	.GEAR, DRIVE	1	

FIG.545A

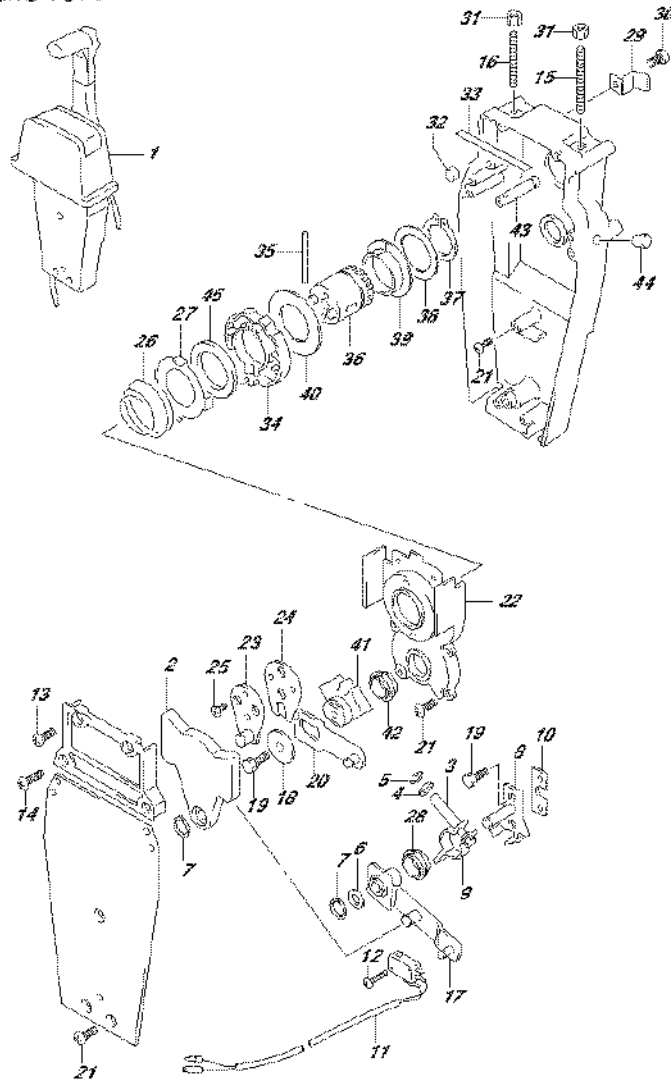


FIG.545A (5-E-13) OPT:REMOTE CONTROL ASSY SINGLE (2) (DF150T E01)

REF NO.	PART NO.	DESCRIPTION	Q'TY	REMARKS
35	67239-92E00	.PIN	1	
36	67246-92E00	.SHIFT, DRIVE	1	
37	67291-92E10	.SNAP RING	1	
38	67253-92E10	.WASHER	1	
39	67252-92E10	.BUSH	1	
40	67253-95600	.WASHER	1	
41	67231-92E00	.GEAR, SHIFT	1	
42	67232-95600	.BUSH	1	
43	67241-92E10	.ROD, FREE ACC	1	
44	67243-92E00	.CAP, HOLE	1	
45	67239-92E10	.PLATE, SHIFT PIN	1	

FIG.545B

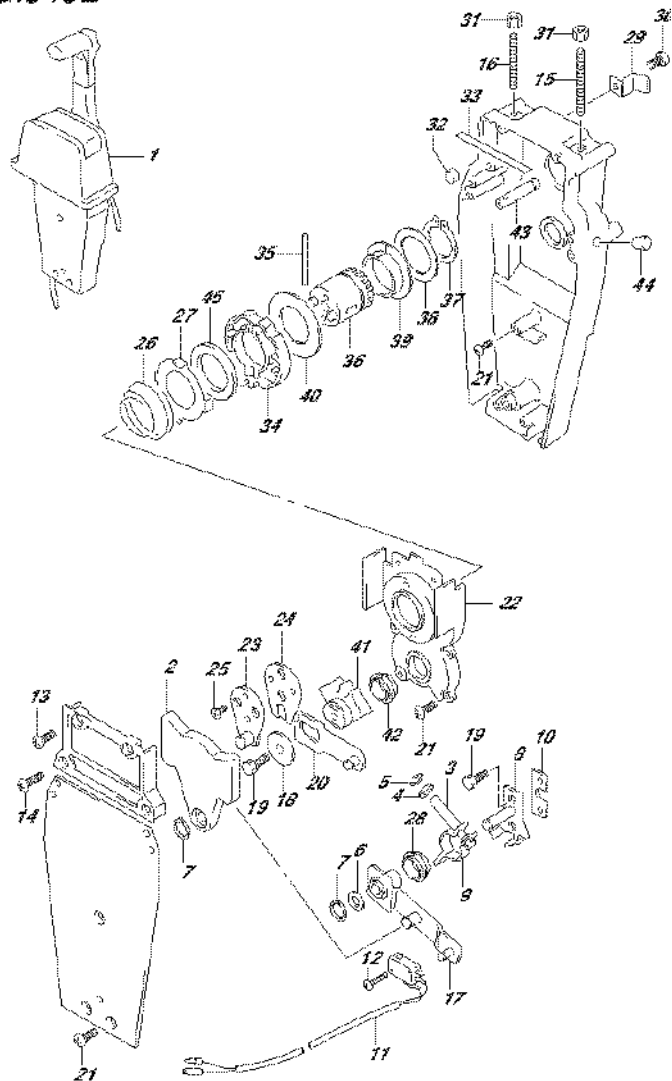


FIG.545B (5-E-14) OPT:REMOTE CONTROL ASSY SINGLE (2) (DF150T E40)

REF NO.	PART NO.	DESCRIPTION	Q'TY	REMARKS
1	67200-93J13	REMOTE CONTROL ASSY	1	
2	67222-92E00	.DUAL PLATE	1	
3	67223-92E00	.BRAKE ADJUST	1	
4	67288-92E00	.WASHER	1	
5	67292-94300	.E RING	4	
6	67288-92E10	.WASHER	1	
7	67291-92E00	.SNAP RING	2	
8	67221-92E00	.SHIFT ASSY	1	
9	67224-92E00	.BRAKE ARM ASSY	1	
10	67294-92E00	.SPACER	1	
11	37721-95500	.SWITCH ASSY, NEUTRAL	1	
12	67296-92E11	.SCREW (3X15)	2	
13	67296-88D10	.SCREW (5X16)	2	
14	67296-92E20	.SCREW (5X25)	2	
15	67226-92E00	.BOLT, STOPPER FRONT	1	
16	67226-92E10	.BOLT, STOPPER REAR	1	
17	67240-92E00	.ARM ASSY, THROTTLE	1	
18	67228-92E00	.WASHER	1	
19	67286-92E00	.BOLT (6X18)	3	
20	67230-92E00	.ARM ASSY, SHIFT	1	
21	09125-05042	.SCREW (5X10)	9	
22	67234-92E00	.CASE, GEAR	1	
23	67245-92E00	.LEVER ASSY, THROTTLE	1	
24	67227-92E00	.STOPPER	1	
25	09126-06006	.SCREW (6X20)	2	
26	67233-92E00	.SPRING	1	
27	67235-92E00	.PLATE, SHIFT LOCK	1	
28	67232-95620	.BUSH	1	
29	67269-92E00	.BRACKET	1	
30	67296-88D10	.SCREW	1	
31	09140-06020	.NUT	2	
32	67236-92E00	.ROLLER	1	
33	67237-92E01	.SPRING	6	
34	67238-92E00	.GEAR, DRIVE	1	

FIG.545B

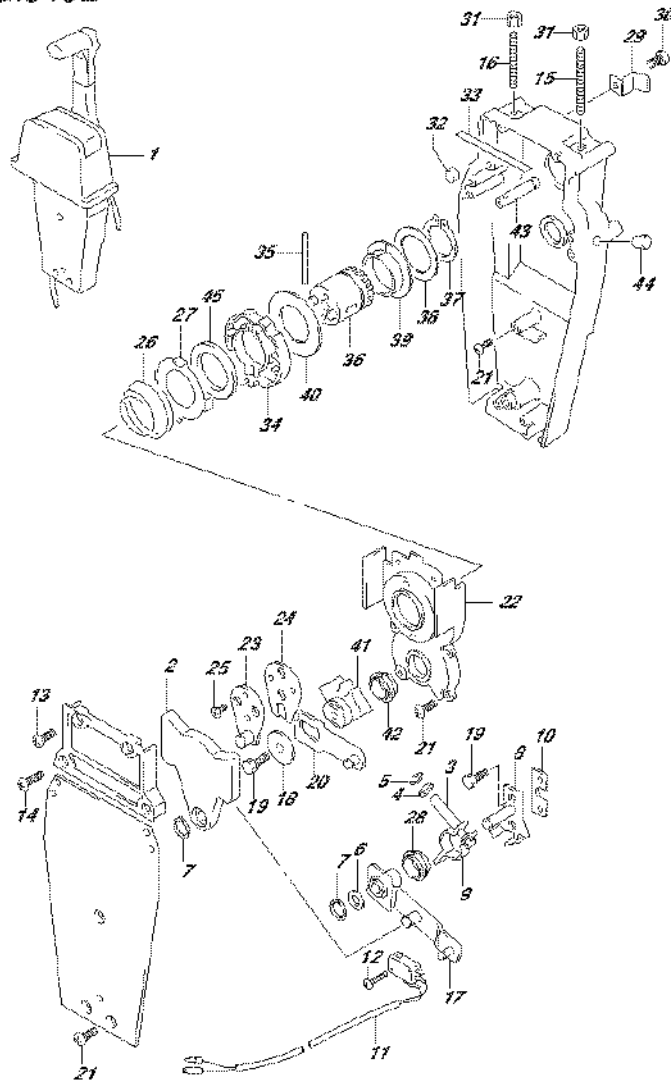


FIG.545B (5-E-15) OPT:REMOTE CONTROL ASSY SINGLE (2) (DF150T E40)

REF NO.	PART NO.	DESCRIPTION	Q'TY	REMARKS
35	67239-92E00	.PIN	1	
36	67246-92E00	.SHIFT, DRIVE	1	
37	67291-92E10	.SNAP RING	1	
38	67253-92E10	.WASHER	1	
39	67252-92E10	.BUSH	1	
40	67253-95600	.WASHER	1	
41	67231-92E00	.GEAR, SHIFT	1	
42	67232-95600	.BUSH	1	
43	67241-92E10	.ROD, FREE ACC	1	
44	67243-92E00	.CAP, HOLE	1	
45	67239-92E10	.PLATE, SHIFT PIN	1	

FIG.545C

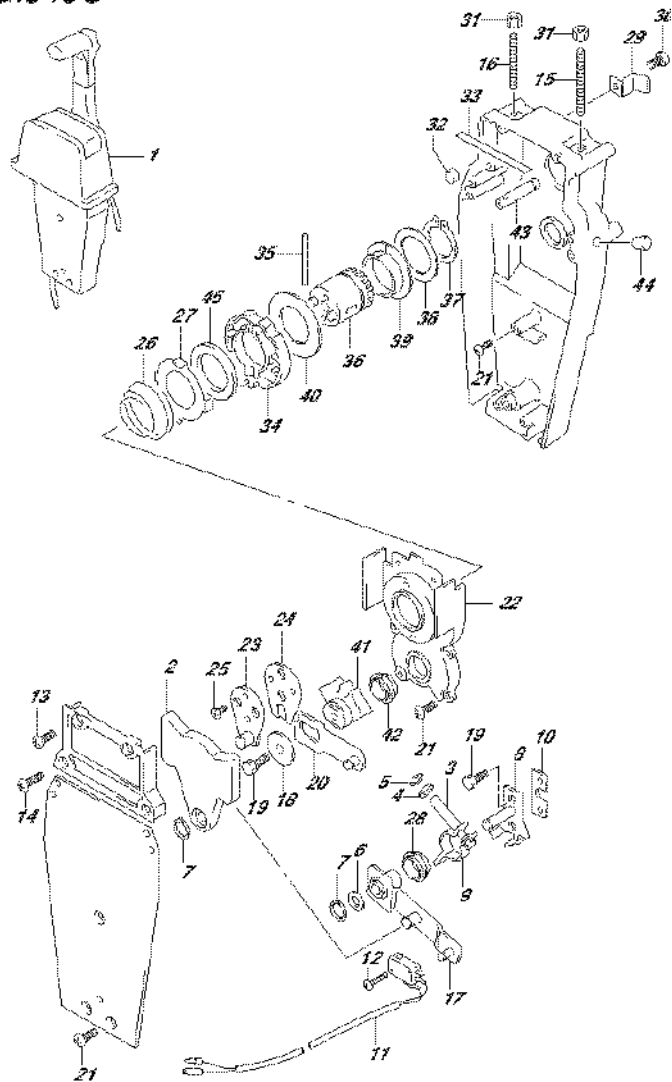


FIG.545C (5-F-2) OPT:REMOTE CONTROL ASSY SINGLE (2) (DF150Z E01)

REF NO.	PART NO.	DESCRIPTION	Q'TY	REMARKS
1	67200-93J13	REMOTE CONTROL ASSY	1	
2	67222-92E00	.DUAL PLATE	1	
3	67223-92E00	.BRAKE ADJUST	1	
4	67288-92E00	.WASHER	1	
5	67292-94300	.E RING	4	
6	67288-92E10	.WASHER	1	
7	67291-92E00	.SNAP RING	2	
8	67221-92E00	.SHIFT ASSY	1	
9	67224-92E00	.BRAKE ARM ASSY	1	
10	67294-92E00	.SPACER	1	
11	37721-95500	.SWITCH ASSY, NEUTRAL	1	
12	67296-92E11	.SCREW (3X15)	2	
13	67296-88D10	.SCREW (5X16)	2	
14	67296-92E20	.SCREW (5X25)	2	
15	67226-92E00	.BOLT, STOPPER FRONT	1	
16	67226-92E10	.BOLT, STOPPER REAR	1	
17	67240-92E00	.ARM ASSY, THROTTLE	1	
18	67228-92E00	.WASHER	1	
19	67286-92E00	.BOLT (6X18)	3	
20	67230-92E00	.ARM ASSY, SHIFT	1	
21	09125-05042	.SCREW (5X10)	9	
22	67234-92E00	.CASE, GEAR	1	
23	67245-92E00	.LEVER ASSY, THROTTLE	1	
24	67227-92E00	.STOPPER	1	
25	09126-06006	.SCREW (6X20)	2	
26	67233-92E00	.SPRING	1	
27	67235-92E00	.PLATE, SHIFT LOCK	1	
28	67232-95620	.BUSH	1	
29	67269-92E00	.BRACKET	1	
30	67296-88D10	.SCREW	1	
31	09140-06020	.NUT	2	
32	67236-92E00	.ROLLER	1	
33	67237-92E01	.SPRING	6	
34	67238-92E00	.GEAR, DRIVE	1	

FIG.545C

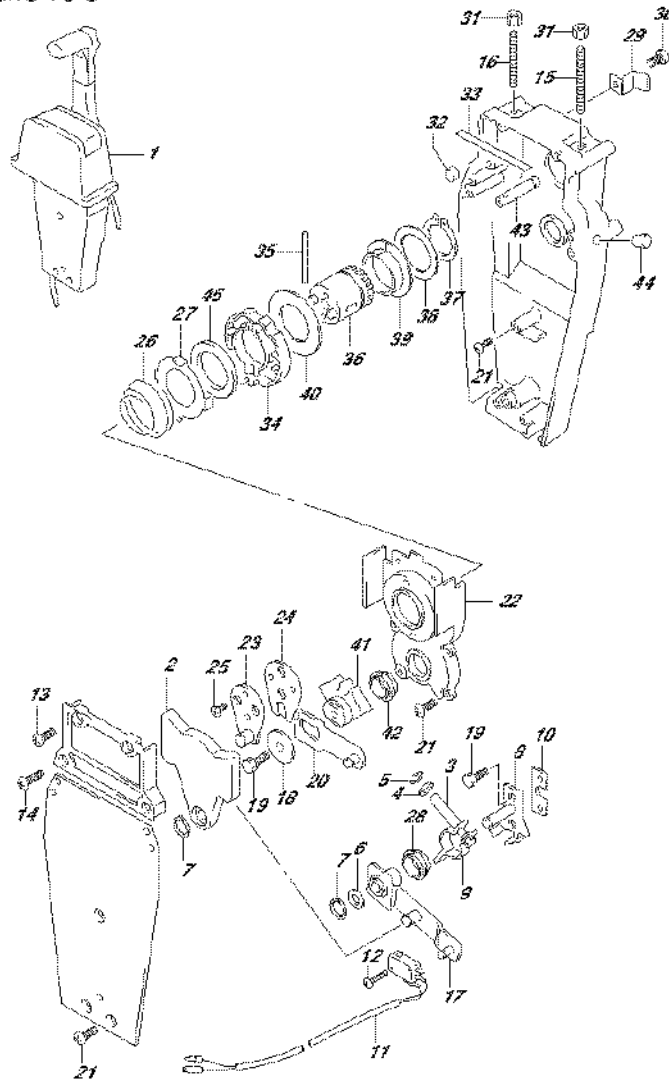


FIG.545C (5-F-3) OPT:REMOTE CONTROL ASSY SINGLE (2) (DF150Z E01)

REF NO.	PART NO.	DESCRIPTION	Q'TY	REMARKS
35	67239-92E00	.PIN	1	
36	67246-92E00	.SHIFT, DRIVE	1	
37	67291-92E10	.SNAP RING	1	
38	67253-92E10	.WASHER	1	
39	67252-92E10	.BUSH	1	
40	67253-95600	.WASHER	1	
41	67231-92E00	.GEAR, SHIFT	1	
42	67232-95600	.BUSH	1	
43	67241-92E10	.ROD, FREE ACC	1	
44	67243-92E00	.CAP, HOLE	1	
45	67239-92E10	.PLATE, SHIFT PIN	1	

FIG.545D

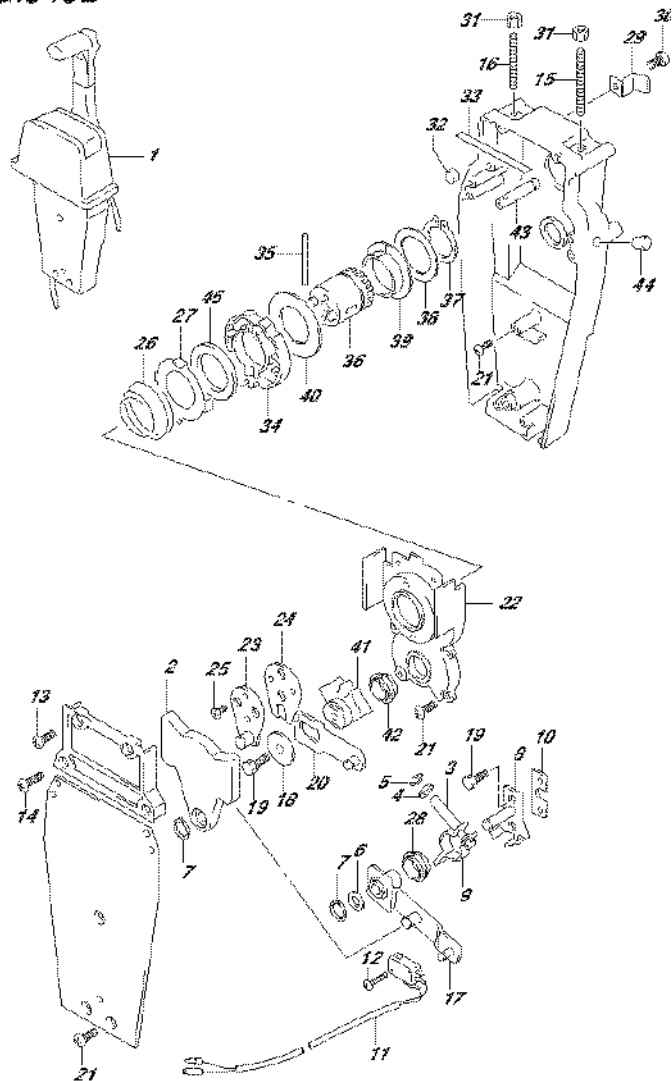


FIG.545D (5-F-4) OPT:REMOTE CONTROL ASSY SINGLE (2) (DF150Z E40)

REF NO.	PART NO.	DESCRIPTION	Q'TY	REMARKS
1	67200-93J13	REMOTE CONTROL ASSY	1	
2	67222-92E00	.DUAL PLATE	1	
3	67223-92E00	.BRAKE ADJUST	1	
4	67288-92E00	.WASHER	1	
5	67292-94300	.E RING	4	
6	67288-92E10	.WASHER	1	
7	67291-92E00	.SNAP RING	2	
8	67221-92E00	.SHIFT ASSY	1	
9	67224-92E00	.BRAKE ARM ASSY	1	
10	67294-92E00	.SPACER	1	
11	37721-95500	.SWITCH ASSY, NEUTRAL	1	
12	67296-92E11	.SCREW (3X15)	2	
13	67296-88D10	.SCREW (5X16)	2	
14	67296-92E20	.SCREW (5X25)	2	
15	67226-92E00	.BOLT, STOPPER FRONT	1	
16	67226-92E10	.BOLT, STOPPER REAR	1	
17	67240-92E00	.ARM ASSY, THROTTLE	1	
18	67228-92E00	.WASHER	1	
19	67286-92E00	.BOLT (6X18)	3	
20	67230-92E00	.ARM ASSY, SHIFT	1	
21	09125-05042	.SCREW (5X10)	9	
22	67234-92E00	.CASE, GEAR	1	
23	67245-92E00	.LEVER ASSY, THROTTLE	1	
24	67227-92E00	.STOPPER	1	
25	09126-06006	.SCREW (6X20)	2	
26	67233-92E00	.SPRING	1	
27	67235-92E00	.PLATE, SHIFT LOCK	1	
28	67232-95620	.BUSH	1	
29	67269-92E00	.BRACKET	1	
30	67296-88D10	.SCREW	1	
31	09140-06020	.NUT	2	
32	67236-92E00	.ROLLER	1	
33	67237-92E01	.SPRING	6	
34	67238-92E00	.GEAR, DRIVE	1	

FIG.545D

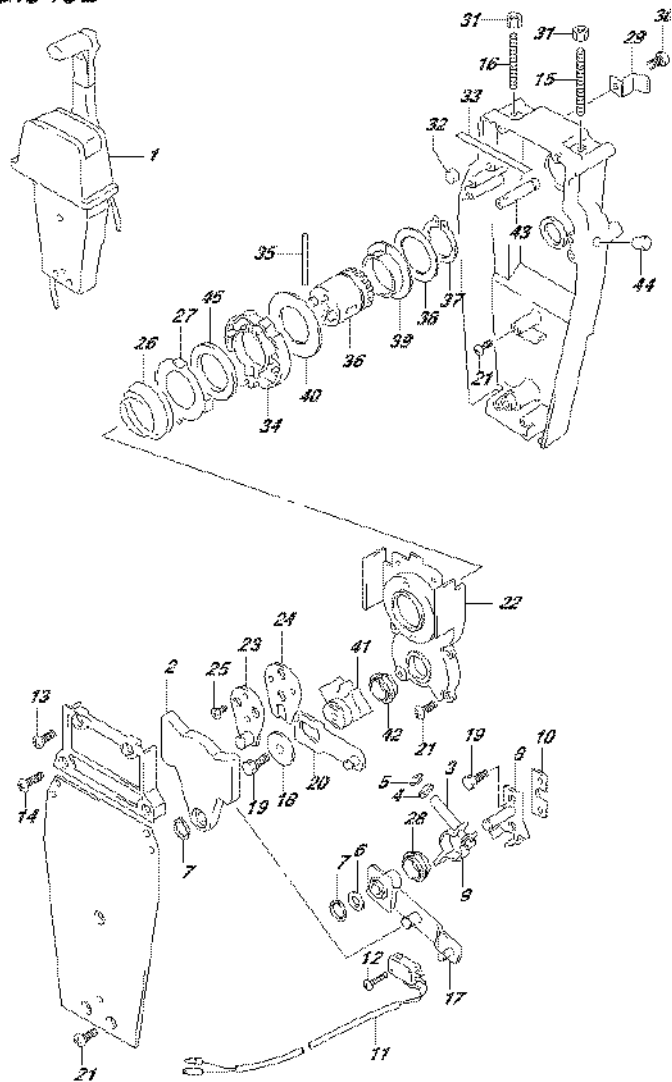


FIG.545D (5-F-5) OPT:REMOTE CONTROL ASSY SINGLE (2) (DF150Z E40)

REF NO.	PART NO.	DESCRIPTION	Q'TY	REMARKS
35	67239-92E00	.PIN	1	
36	67246-92E00	.SHIFT, DRIVE	1	
37	67291-92E10	.SNAP RING	1	
38	67253-92E10	.WASHER	1	
39	67252-92E10	.BUSH	1	
40	67253-95600	.WASHER	1	
41	67231-92E00	.GEAR, SHIFT	1	
42	67232-95600	.BUSH	1	
43	67241-92E10	.ROD, FREE ACC	1	
44	67243-92E00	.CAP, HOLE	1	
45	67239-92E10	.PLATE, SHIFT PIN	1	

FIG.545E

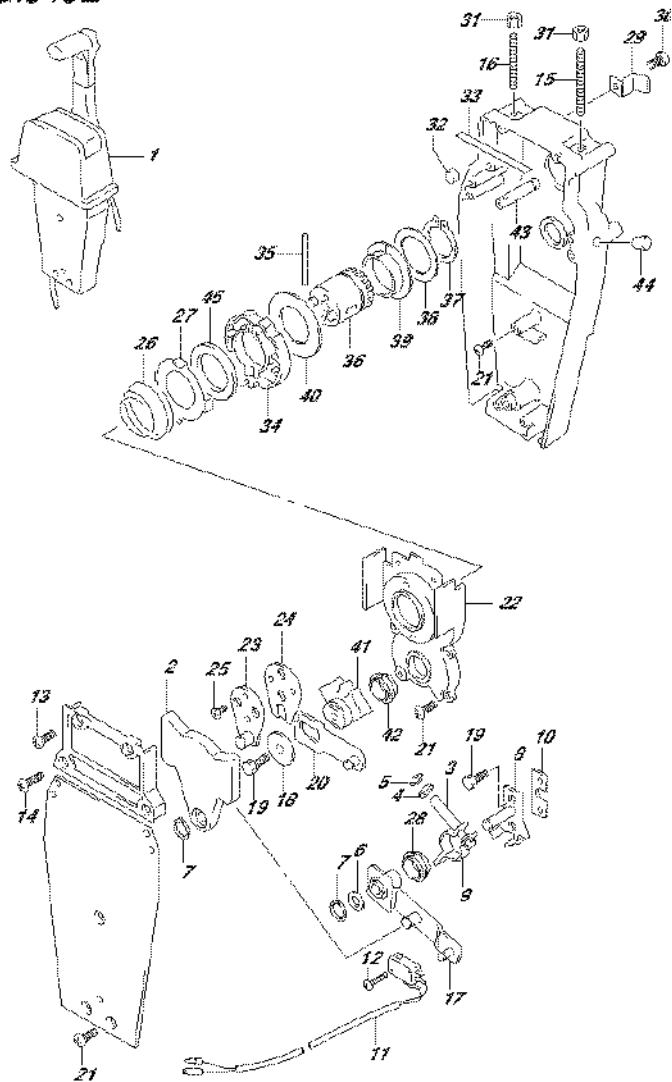


FIG.545E (5-F-6) OPT:REMOTE CONTROL ASSY SINGLE (2) (DF175T E01)

REF NO.	PART NO.	DESCRIPTION	Q'TY	REMARKS
1	67200-93J13	REMOTE CONTROL ASSY	1	
2	67222-92E00	.DUAL PLATE	1	
3	67223-92E00	.BRAKE ADJUST	1	
4	67288-92E00	.WASHER	1	
5	67292-94300	.E RING	4	
6	67288-92E10	.WASHER	1	
7	67291-92E00	.SNAP RING	2	
8	67221-92E00	.SHIFT ASSY	1	
9	67224-92E00	.BRAKE ARM ASSY	1	
10	67294-92E00	.SPACER	1	
11	37721-95500	.SWITCH ASSY, NEUTRAL	1	
12	67296-92E11	.SCREW (3X15)	2	
13	67296-88D10	.SCREW (5X16)	2	
14	67296-92E20	.SCREW (5X25)	2	
15	67226-92E00	.BOLT, STOPPER FRONT	1	
16	67226-92E10	.BOLT, STOPPER REAR	1	
17	67240-92E00	.ARM ASSY, THROTTLE	1	
18	67228-92E00	.WASHER	1	
19	67286-92E00	.BOLT (6X18)	3	
20	67230-92E00	.ARM ASSY, SHIFT	1	
21	09125-05042	.SCREW (5X10)	9	
22	67234-92E00	.CASE, GEAR	1	
23	67245-92E00	.LEVER ASSY, THROTTLE	1	
24	67227-92E00	.STOPPER	1	
25	09126-06006	.SCREW (6X20)	2	
26	67233-92E00	.SPRING	1	
27	67235-92E00	.PLATE, SHIFT LOCK	1	
28	67232-95620	.BUSH	1	
29	67269-92E00	.BRACKET	1	
30	67296-88D10	.SCREW	1	
31	09140-06020	.NUT	2	
32	67236-92E00	.ROLLER	1	
33	67237-92E01	.SPRING	6	
34	67238-92E00	.GEAR, DRIVE	1	

FIG.545E

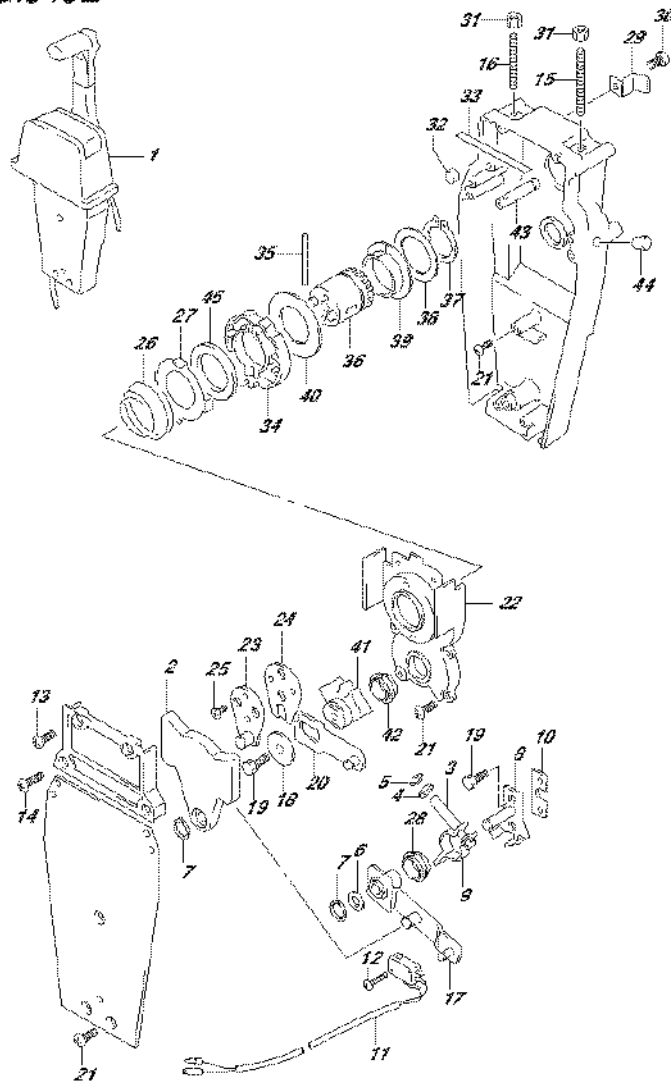


FIG.545E (5-F-7) OPT:REMOTE CONTROL ASSY SINGLE (2) (DF175T E01)

REF NO.	PART NO.	DESCRIPTION	Q'TY	REMARKS
35	67239-92E00	.PIN	1	
36	67246-92E00	.SHIFT, DRIVE	1	
37	67291-92E10	.SNAP RING	1	
38	67253-92E10	.WASHER	1	
39	67252-92E10	.BUSH	1	
40	67253-95600	.WASHER	1	
41	67231-92E00	.GEAR, SHIFT	1	
42	67232-95600	.BUSH	1	
43	67241-92E10	.ROD, FREE ACC	1	
44	67243-92E00	.CAP, HOLE	1	
45	67239-92E10	.PLATE, SHIFT PIN	1	

FIG.545F

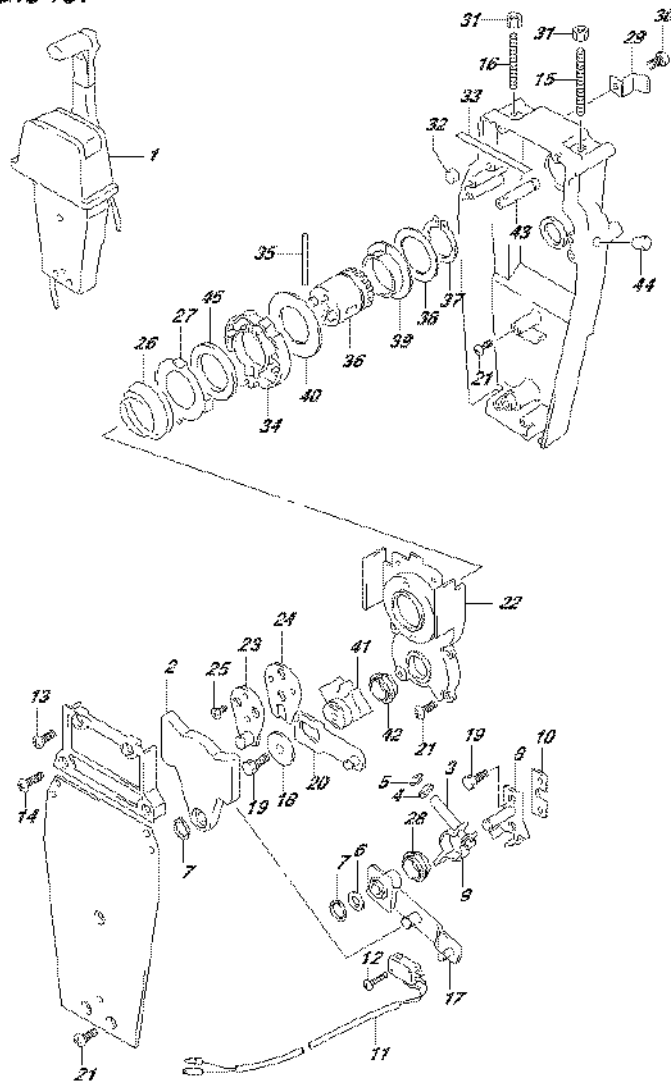


FIG.545F (5-F-8) OPT:REMOTE CONTROL ASSY SINGLE (2) (DF175T E40)

REF NO.	PART NO.	DESCRIPTION	Q'TY	REMARKS
1	67200-93J13	REMOTE CONTROL ASSY	1	
2	67222-92E00	.DUAL PLATE	1	
3	67223-92E00	.BRAKE ADJUST	1	
4	67288-92E00	.WASHER	1	
5	67292-94300	.E RING	4	
6	67288-92E10	.WASHER	1	
7	67291-92E00	.SNAP RING	2	
8	67221-92E00	.SHIFT ASSY	1	
9	67224-92E00	.BRAKE ARM ASSY	1	
10	67294-92E00	.SPACER	1	
11	37721-95500	.SWITCH ASSY, NEUTRAL	1	
12	67296-92E11	.SCREW (3X15)	2	
13	67296-88D10	.SCREW (5X16)	2	
14	67296-92E20	.SCREW (5X25)	2	
15	67226-92E00	.BOLT, STOPPER FRONT	1	
16	67226-92E10	.BOLT, STOPPER REAR	1	
17	67240-92E00	.ARM ASSY, THROTTLE	1	
18	67228-92E00	.WASHER	1	
19	67286-92E00	.BOLT (6X18)	3	
20	67230-92E00	.ARM ASSY, SHIFT	1	
21	09125-05042	.SCREW (5X10)	9	
22	67234-92E00	.CASE, GEAR	1	
23	67245-92E00	.LEVER ASSY, THROTTLE	1	
24	67227-92E00	.STOPPER	1	
25	09126-06006	.SCREW (6X20)	2	
26	67233-92E00	.SPRING	1	
27	67235-92E00	.PLATE, SHIFT LOCK	1	
28	67232-95620	.BUSH	1	
29	67269-92E00	.BRACKET	1	
30	67296-88D10	.SCREW	1	
31	09140-06020	.NUT	2	
32	67236-92E00	.ROLLER	1	
33	67237-92E01	.SPRING	6	
34	67238-92E00	.GEAR, DRIVE	1	

FIG.545F

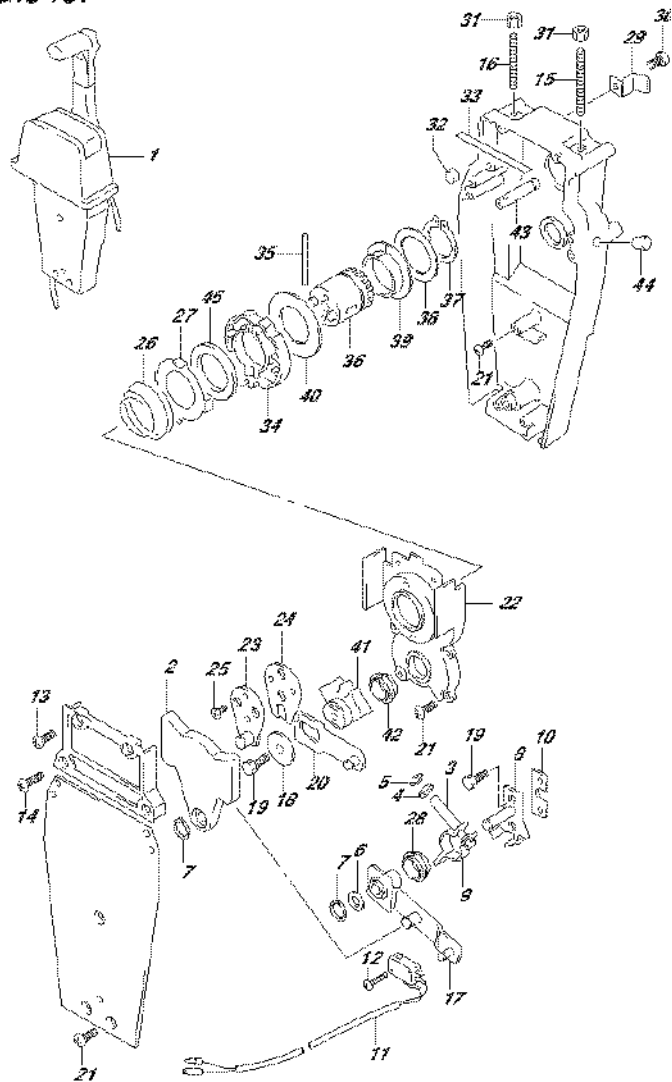


FIG.545F (5-F-9) OPT:REMOTE CONTROL ASSY SINGLE (2) (DF175T E40)

REF NO.	PART NO.	DESCRIPTION	Q'TY	REMARKS
35	67239-92E00	.PIN	1	
36	67246-92E00	.SHIFT, DRIVE	1	
37	67291-92E10	.SNAP RING	1	
38	67253-92E10	.WASHER	1	
39	67252-92E10	.BUSH	1	
40	67253-95600	.WASHER	1	
41	67231-92E00	.GEAR, SHIFT	1	
42	67232-95600	.BUSH	1	
43	67241-92E10	.ROD, FREE ACC	1	
44	67243-92E00	.CAP, HOLE	1	
45	67239-92E10	.PLATE, SHIFT PIN	1	

FIG.545G

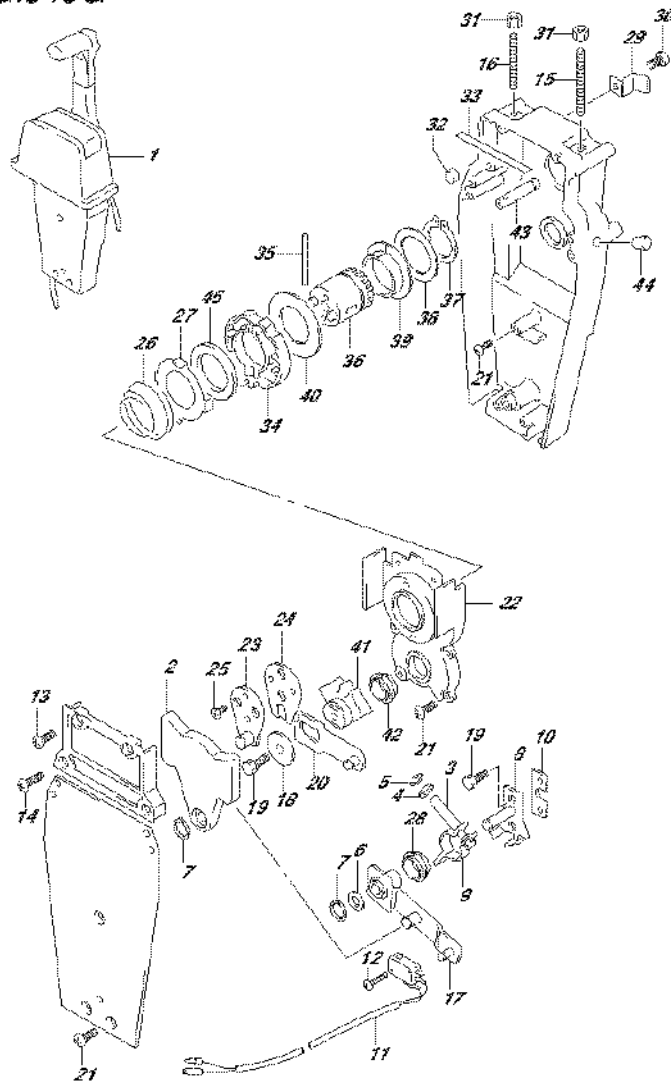


FIG.545G (5-F-10) OPT:REMOTE CONTROL ASSY SINGLE (2) (DF175Z E01)

REF NO.	PART NO.	DESCRIPTION	Q'TY	REMARKS
1	67200-93J13	REMOTE CONTROL ASSY	1	
2	67222-92E00	.DUAL PLATE	1	
3	67223-92E00	.BRAKE ADJUST	1	
4	67288-92E00	.WASHER	1	
5	67292-94300	.E RING	4	
6	67288-92E10	.WASHER	1	
7	67291-92E00	.SNAP RING	2	
8	67221-92E00	.SHIFT ASSY	1	
9	67224-92E00	.BRAKE ARM ASSY	1	
10	67294-92E00	.SPACER	1	
11	37721-95500	.SWITCH ASSY, NEUTRAL	1	
12	67296-92E11	.SCREW (3X15)	2	
13	67296-88D10	.SCREW (5X16)	2	
14	67296-92E20	.SCREW (5X25)	2	
15	67226-92E00	.BOLT, STOPPER FRONT	1	
16	67226-92E10	.BOLT, STOPPER REAR	1	
17	67240-92E00	.ARM ASSY, THROTTLE	1	
18	67228-92E00	.WASHER	1	
19	67286-92E00	.BOLT (6X18)	3	
20	67230-92E00	.ARM ASSY, SHIFT	1	
21	09125-05042	.SCREW (5X10)	9	
22	67234-92E00	.CASE, GEAR	1	
23	67245-92E00	.LEVER ASSY, THROTTLE	1	
24	67227-92E00	.STOPPER	1	
25	09126-06006	.SCREW (6X20)	2	
26	67233-92E00	.SPRING	1	
27	67235-92E00	.PLATE, SHIFT LOCK	1	
28	67232-95620	.BUSH	1	
29	67269-92E00	.BRACKET	1	
30	67296-88D10	.SCREW	1	
31	09140-06020	.NUT	2	
32	67236-92E00	.ROLLER	1	
33	67237-92E01	.SPRING	6	
34	67238-92E00	.GEAR, DRIVE	1	

FIG.545G

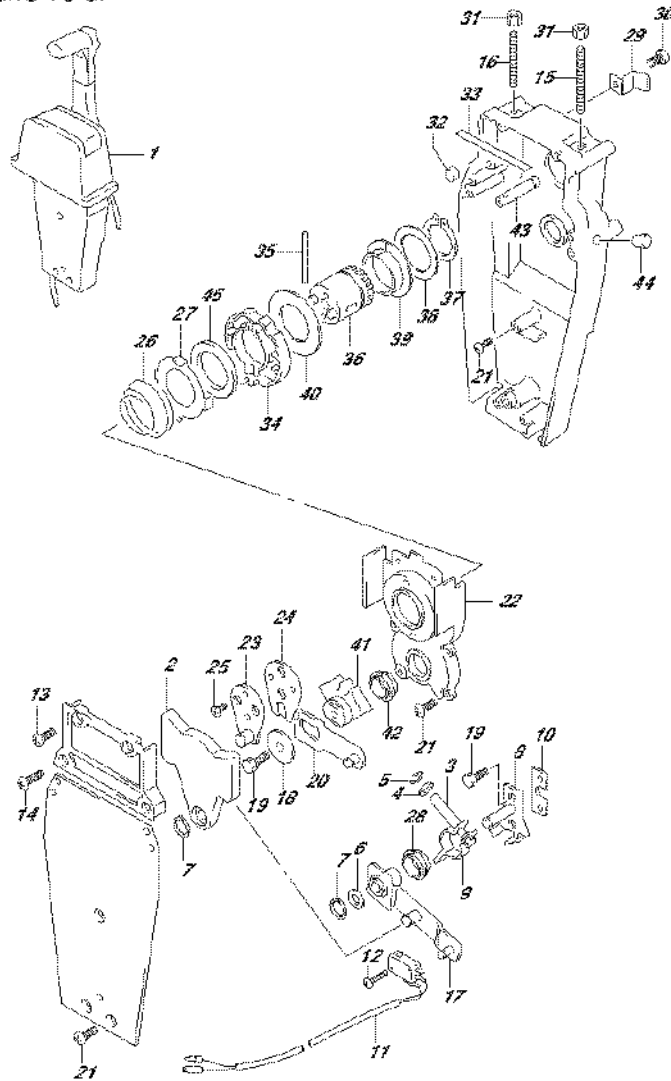


FIG.545G (5-F-11) OPT:REMOTE CONTROL ASSY SINGLE (2) (DF175Z E01)

REF NO.	PART NO.	DESCRIPTION	Q'TY	REMARKS
35	67239-92E00	.PIN	1	
36	67246-92E00	.SHIFT, DRIVE	1	
37	67291-92E10	.SNAP RING	1	
38	67253-92E10	.WASHER	1	
39	67252-92E10	.BUSH	1	
40	67253-95600	.WASHER	1	
41	67231-92E00	.GEAR, SHIFT	1	
42	67232-95600	.BUSH	1	
43	67241-92E10	.ROD, FREE ACC	1	
44	67243-92E00	.CAP, HOLE	1	
45	67239-92E10	.PLATE, SHIFT PIN	1	

FIG.545H

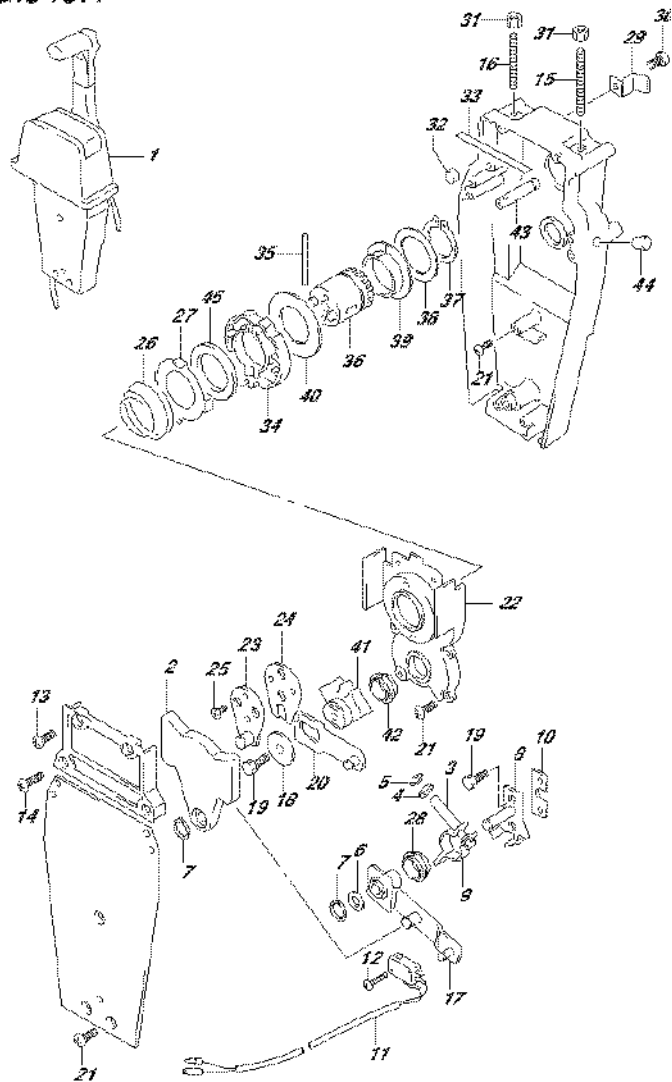


FIG.545H (5-F-12) OPT:REMOTE CONTROL ASSY SINGLE (2) (DF175Z E40)

REF NO.	PART NO.	DESCRIPTION	Q'TY	REMARKS
1	67200-93J13	REMOTE CONTROL ASSY	1	
2	67222-92E00	.DUAL PLATE	1	
3	67223-92E00	.BRAKE ADJUST	1	
4	67288-92E00	.WASHER	1	
5	67292-94300	.E RING	4	
6	67288-92E10	.WASHER	1	
7	67291-92E00	.SNAP RING	2	
8	67221-92E00	.SHIFT ASSY	1	
9	67224-92E00	.BRAKE ARM ASSY	1	
10	67294-92E00	.SPACER	1	
11	37721-95500	.SWITCH ASSY, NEUTRAL	1	
12	67296-92E11	.SCREW (3X15)	2	
13	67296-88D10	.SCREW (5X16)	2	
14	67296-92E20	.SCREW (5X25)	2	
15	67226-92E00	.BOLT, STOPPER FRONT	1	
16	67226-92E10	.BOLT, STOPPER REAR	1	
17	67240-92E00	.ARM ASSY, THROTTLE	1	
18	67228-92E00	.WASHER	1	
19	67286-92E00	.BOLT (6X18)	3	
20	67230-92E00	.ARM ASSY, SHIFT	1	
21	09125-05042	.SCREW (5X10)	9	
22	67234-92E00	.CASE, GEAR	1	
23	67245-92E00	.LEVER ASSY, THROTTLE	1	
24	67227-92E00	.STOPPER	1	
25	09126-06006	.SCREW (6X20)	2	
26	67233-92E00	.SPRING	1	
27	67235-92E00	.PLATE, SHIFT LOCK	1	
28	67232-95620	.BUSH	1	
29	67269-92E00	.BRACKET	1	
30	67296-88D10	.SCREW	1	
31	09140-06020	.NUT	2	
32	67236-92E00	.ROLLER	1	
33	67237-92E01	.SPRING	6	
34	67238-92E00	.GEAR, DRIVE	1	

FIG.545H

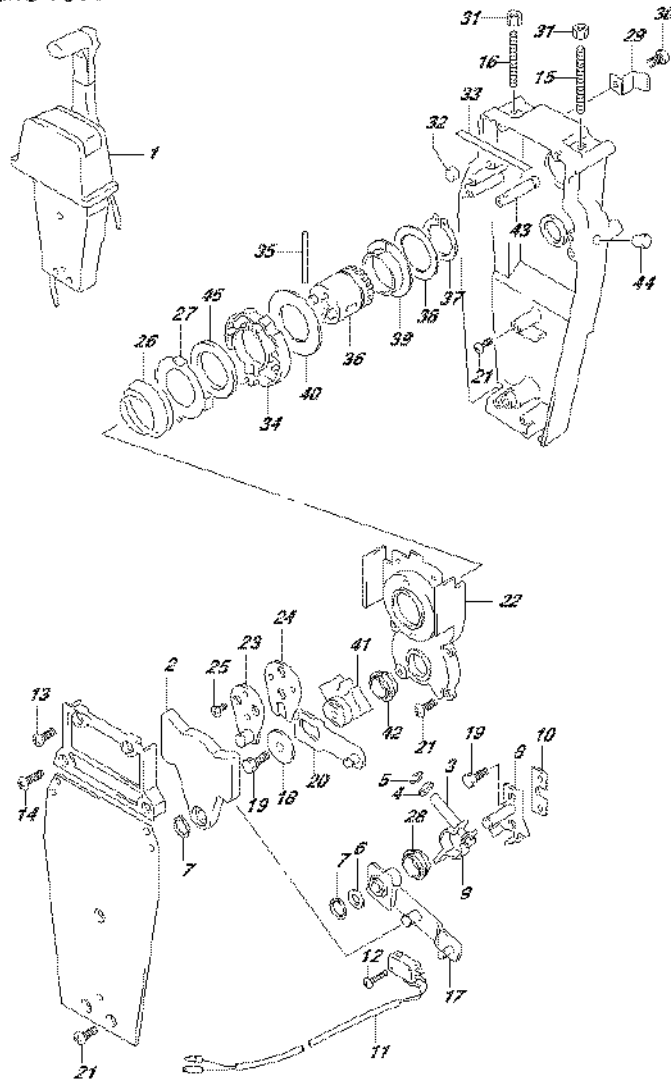


FIG.545H (5-F-13) OPT:REMOTE CONTROL ASSY SINGLE (2) (DF175Z E40)

REF NO.	PART NO.	DESCRIPTION	Q'TY	REMARKS
35	67239-92E00	.PIN	1	
36	67246-92E00	.SHIFT, DRIVE	1	
37	67291-92E10	.SNAP RING	1	
38	67253-92E10	.WASHER	1	
39	67252-92E10	.BUSH	1	
40	67253-95600	.WASHER	1	
41	67231-92E00	.GEAR, SHIFT	1	
42	67232-95600	.BUSH	1	
43	67241-92E10	.ROD, FREE ACC	1	
44	67243-92E00	.CAP, HOLE	1	
45	67239-92E10	.PLATE, SHIFT PIN	1	

FIG.573A

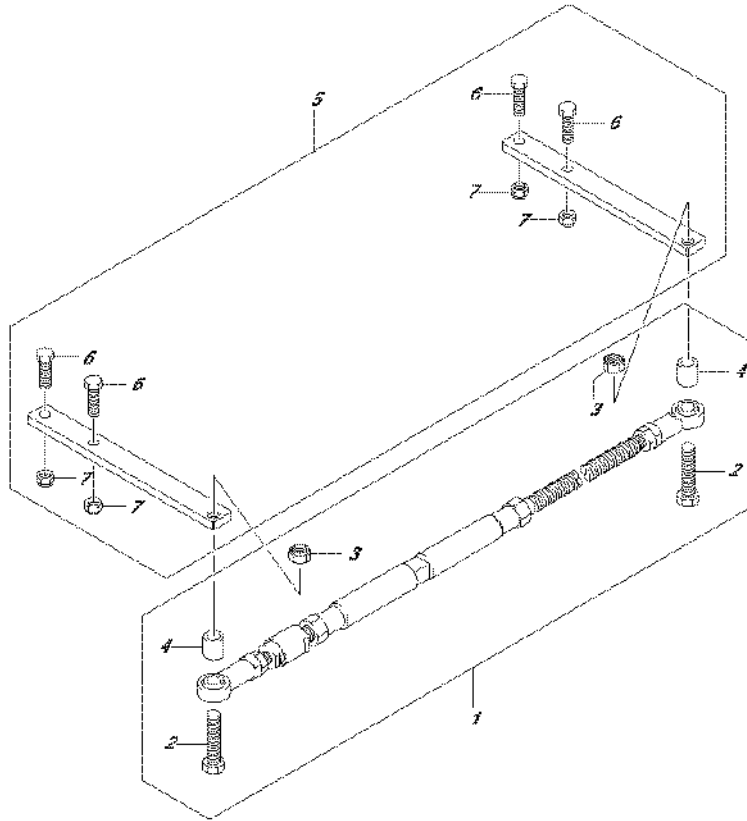


FIG.573A (5-F-14) OPT:TIE ROD (DF150T E01)

REF NO.	PART NO.	DESCRIPTION	Q'TY	REMARKS
1	67600-93J00	KIT, TIE ROD	1	
2	67725-93J00	.BOLT	2	
3	67726-93J00	.NUT	2	
4	67721-93J00	.SPACER	2	
5	67630-93J00	KIT, STEERING EXTENSION	1	
6	67725-93E00	.BOLT	4	
7	67726-99E00	.NUT	4	

FIG.573B

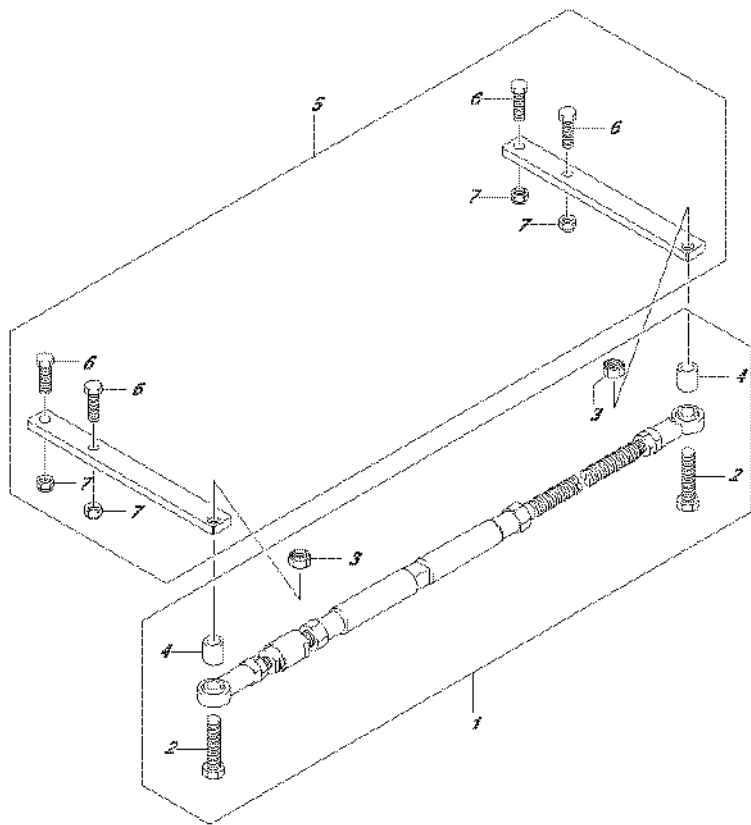


FIG.573B (5-F-15) OPT:TIE ROD (DF150T E40)

REF NO.	PART NO.	DESCRIPTION	Q'TY	REMARKS
1	67600-93J00	KIT, TIE ROD	1	
2	67725-93J00	.BOLT	2	
3	67726-93J00	.NUT	2	
4	67721-93J00	.SPACER	2	
5	67630-93J00	KIT, STEERING EXTENSION	1	
6	67725-93E00	.BOLT	4	
7	67726-99E00	.NUT	4	

FIG.573C

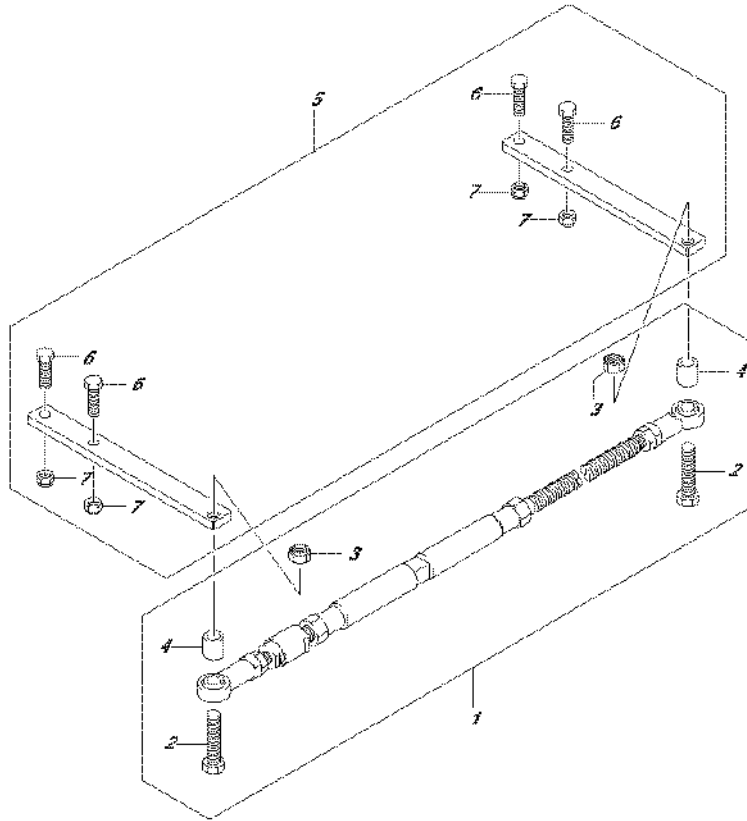


FIG.573C (5-G-2) OPT:TIE ROD (DF150Z E01)

REF NO.	PART NO.	DESCRIPTION	Q'TY	REMARKS
1	67600-93J00	KIT, TIE ROD	1	
2	67725-93J00	.BOLT	2	
3	67726-93J00	.NUT	2	
4	67721-93J00	.SPACER	2	
5	67630-93J00	KIT, STEERING EXTENSION	1	
6	67725-93E00	.BOLT	4	
7	67726-99E00	.NUT	4	



FIG.573D

FIG.573D (5-G-3) OPT:TIE ROD (DF150Z E40)

REF NO.	PART NO.	DESCRIPTION	Q'TY	REMARKS
1	67600-93J00	KIT, TIE ROD	1	
2	67725-93J00	.BOLT	2	
3	67726-93J00	.NUT	2	
4	67721-93J00	.SPACER	2	
5	67630-93J00	KIT, STEERING EXTENSION	1	
6	67725-93E00	.BOLT	4	
7	67726-99E00	.NUT	4	

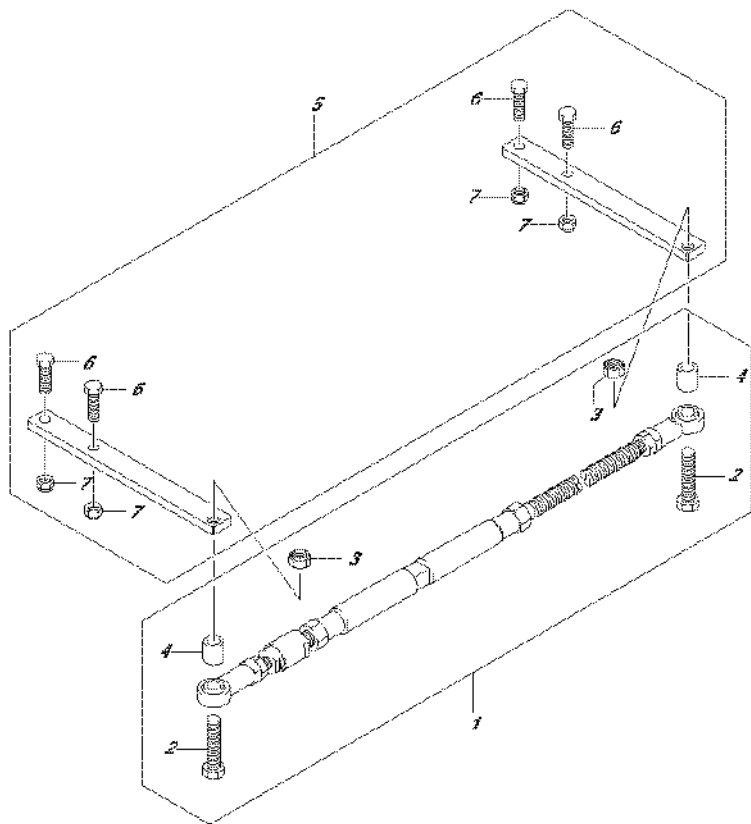


FIG.573E

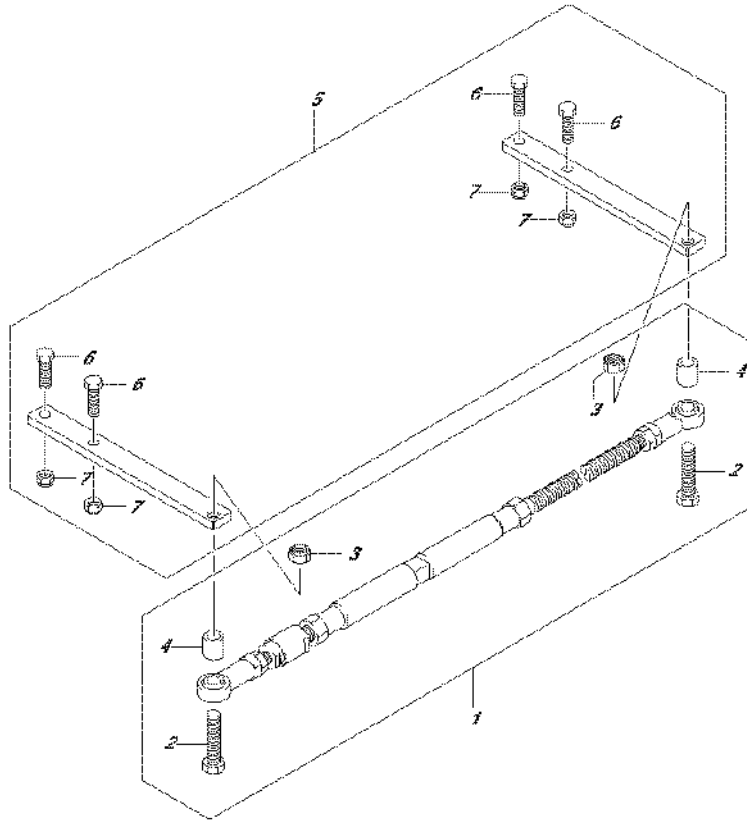


FIG.573E (5-G-4) OPT:TIE ROD (DF175T E01)

REF NO.	PART NO.	DESCRIPTION	Q'TY	REMARKS
1	67600-93J00	KIT, TIE ROD	1	
2	67725-93J00	.BOLT	2	
3	67726-93J00	.NUT	2	
4	67721-93J00	.SPACER	2	
5	67630-93J00	KIT, STEERING EXTENSION	1	
6	67725-93E00	.BOLT	4	
7	67726-99E00	.NUT	4	



FIG.573F

FIG.573F (5-G-5) OPT:TIE ROD (DF175T E40)

REF NO.	PART NO.	DESCRIPTION	Q'TY	REMARKS
1	67600-93J00	KIT, TIE ROD	1	
2	67725-93J00	.BOLT	2	
3	67726-93J00	.NUT	2	
4	67721-93J00	.SPACER	2	
5	67630-93J00	KIT, STEERING EXTENSION	1	
6	67725-93E00	.BOLT	4	
7	67726-99E00	.NUT	4	

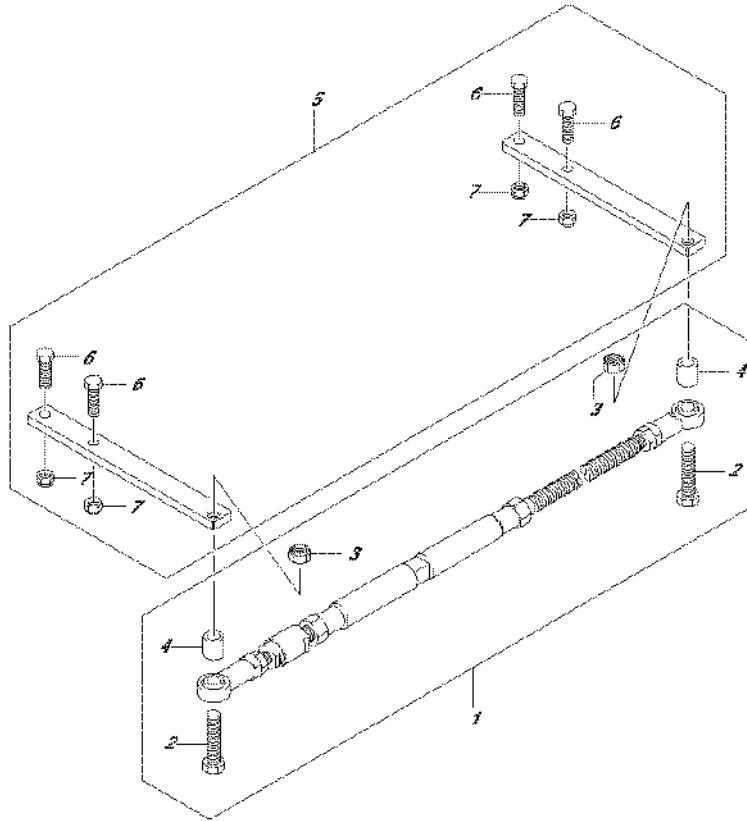


FIG.573G

FIG.573G (5-G-6) OPT:TIE ROD (DF175Z E01)

REF NO.	PART NO.	DESCRIPTION	Q'TY	REMARKS
1	67600-93J00	KIT, TIE ROD	1	
2	67725-93J00	.BOLT	2	
3	67726-93J00	.NUT	2	
4	67721-93J00	.SPACER	2	
5	67630-93J00	KIT, STEERING EXTENSION	1	
6	67725-93E00	.BOLT	4	
7	67726-99E00	.NUT	4	

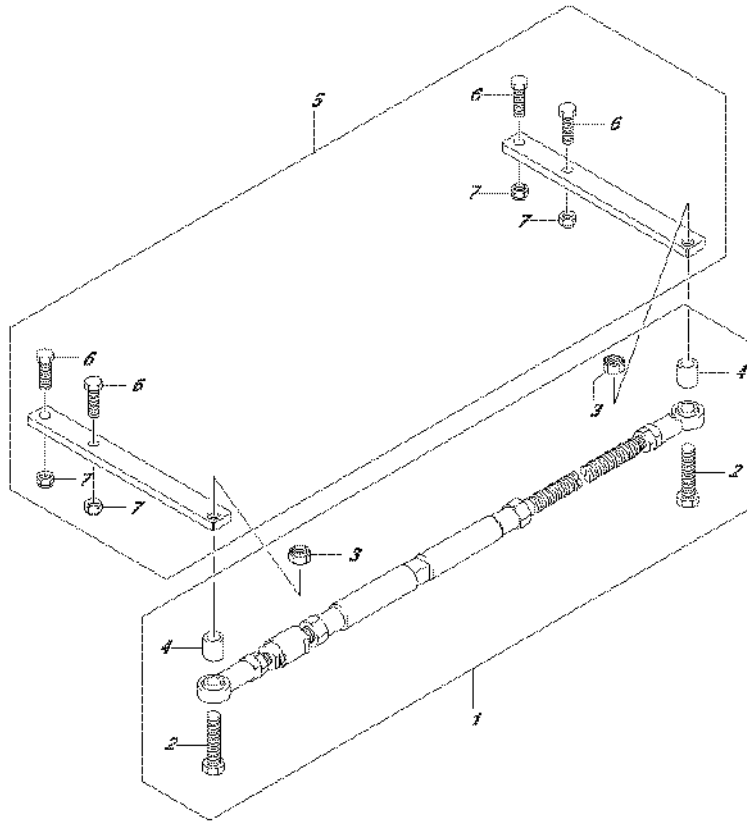


FIG.573H

FIG.573H (5-G-7) OPT:TIE ROD (DF175Z E40)

REF NO.	PART NO.	DESCRIPTION	Q'TY	REMARKS
1	67600-93J00	KIT, TIE ROD	1	
2	67725-93J00	.BOLT	2	
3	67726-93J00	.NUT	2	
4	67721-93J00	.SPACER	2	
5	67630-93J00	KIT, STEERING EXTENSION	1	
6	67725-93E00	.BOLT	4	
7	67726-99E00	.NUT	4	

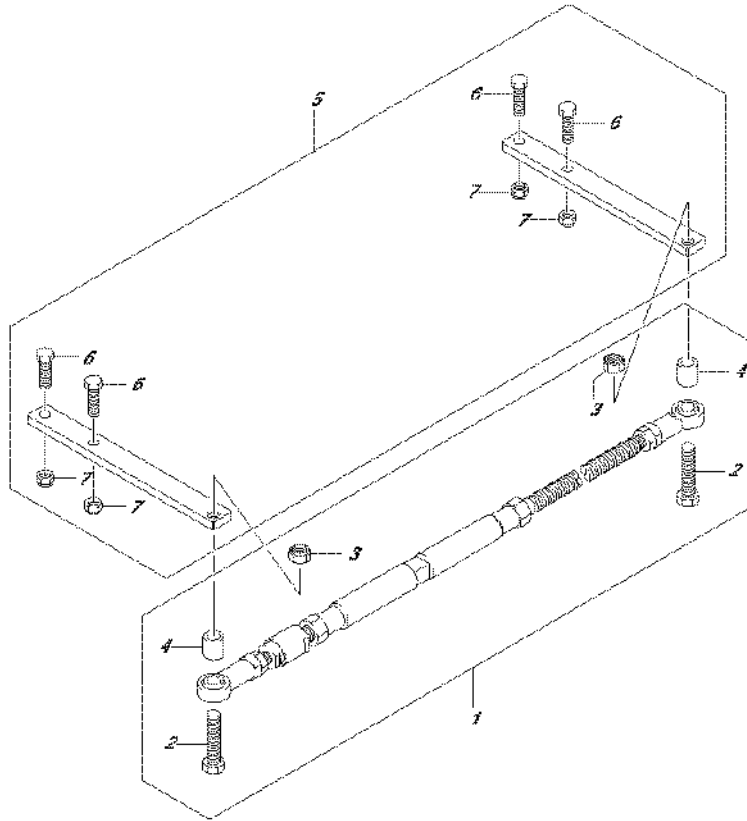


FIG.575A

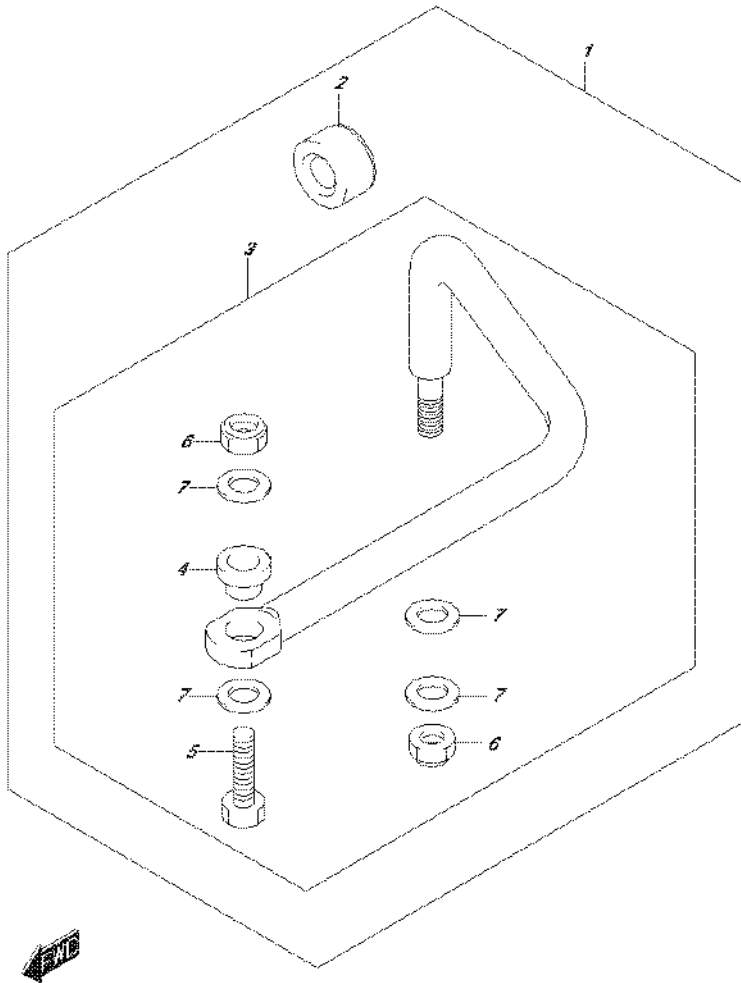


FIG.575A (5-G-8) OPT:DRAG LINK (DF150T E01)

REF NO.	PART NO.	DESCRIPTION	Q'TY	REMARKS
1	67700-96J00	LINK SET, DRAG	1	
2	41161-94400	.SEAL, STEERING CABLE	1	
3	67701-96J00	.LINK ASSY, DRAG	1	
4	67721-96J00	..SPACER	1	
5	67725-96J00	..BOLT, DRAG LINK	1	
6	67726-99E00	..NUT	2	
7	67728-99E00	..WASHER	4	

FIG.575B

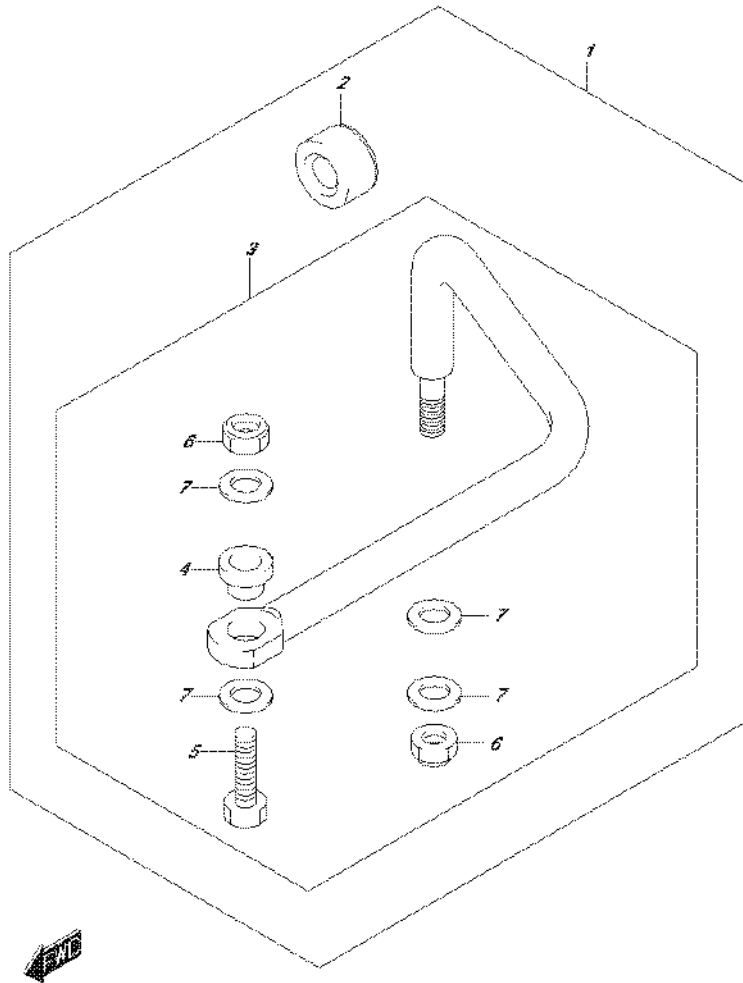


FIG.575B (5-G-9) OPT:DRAG LINK (DF150T E40)

REF NO.	PART NO.	DESCRIPTION	Q'TY	REMARKS
1	67700-96J00	LINK SET, DRAG	1	
2	41161-94400	..SEAL, STEERING CABLE	1	
3	67701-96J00	..LINK ASSY, DRAG	1	
4	67721-96J00	..SPACER	1	
5	67725-96J00	..BOLT, DRAG LINK	1	
6	67726-99E00	..NUT	2	
7	67728-99E00	..WASHER	4	

FIG.575C

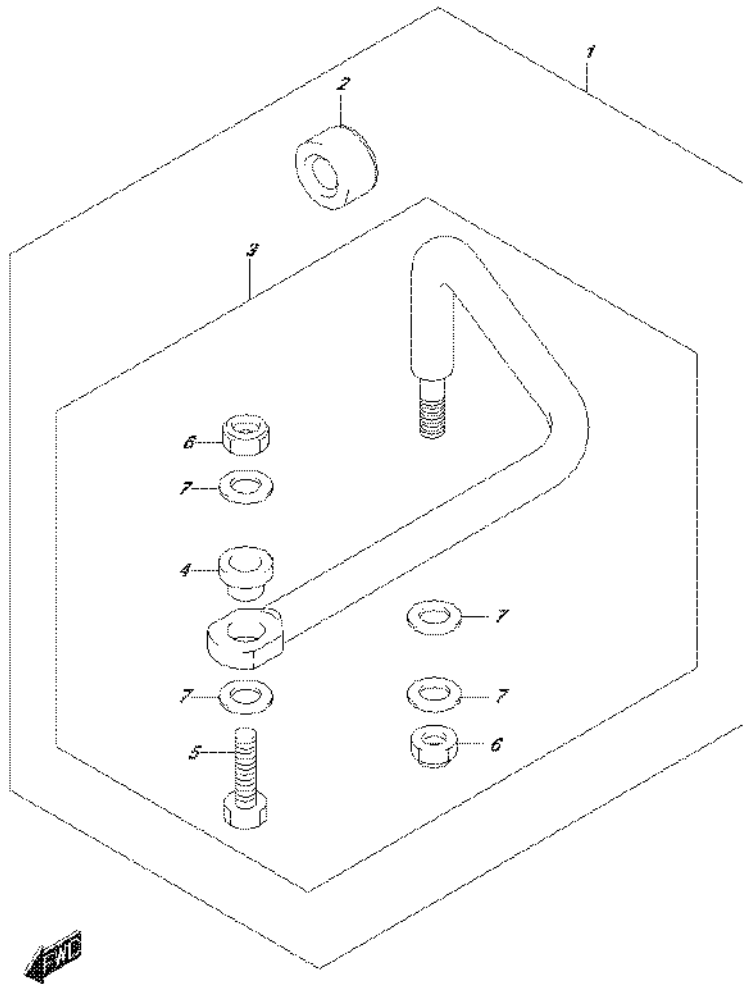


FIG.575C (5-G-10) OPT:DRAG LINK (DF150Z E01)

REF NO.	PART NO.	DESCRIPTION	Q'TY	REMARKS
1	67700-96J00	LINK SET, DRAG	1	
2	41161-94400	..SEAL, STEERING CABLE	1	
3	67701-96J00	..LINK ASSY, DRAG	1	
4	67721-96J00	..SPACER	1	
5	67725-96J00	..BOLT, DRAG LINK	1	
6	67726-99E00	..NUT	2	
7	67728-99E00	..WASHER	4	

FIG.575D

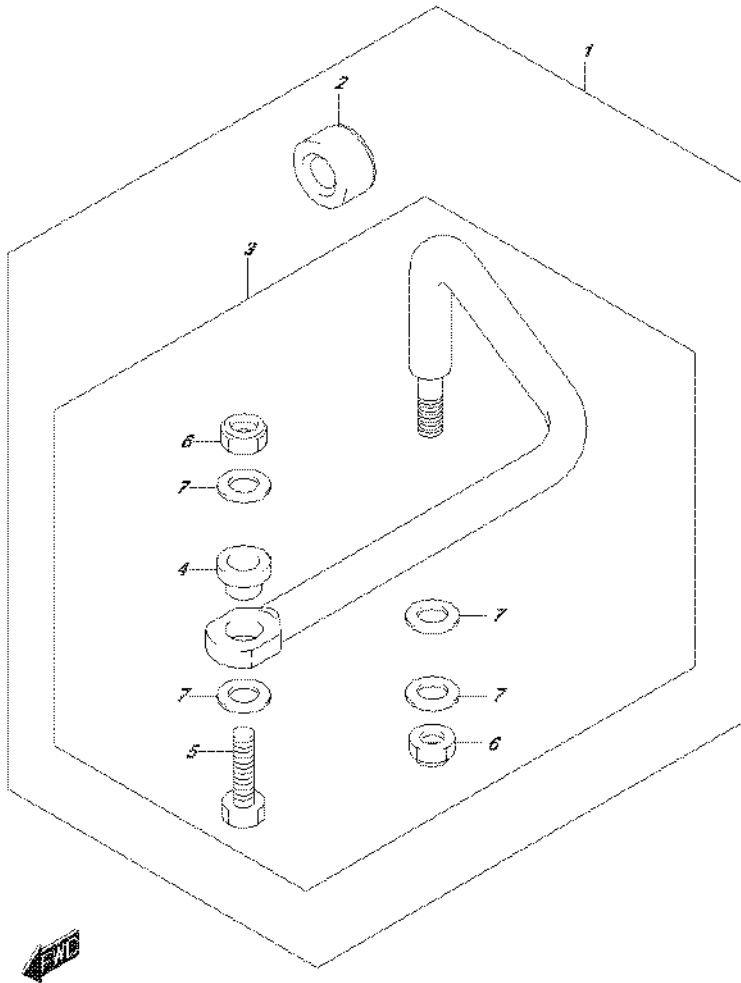


FIG.575D (5-G-11) OPT:DRAG LINK (DF150Z E40)

REF NO.	PART NO.	DESCRIPTION	Q'TY	REMARKS
1	67700-96J00	LINK SET, DRAG	1	
2	41161-94400	.SEAL, STEERING CABLE	1	
3	67701-96J00	.LINK ASSY, DRAG	1	
4	67721-96J00	..SPACER	1	
5	67725-96J00	..BOLT, DRAG LINK	1	
6	67726-99E00	..NUT	2	
7	67728-99E00	..WASHER	4	

FIG.575E

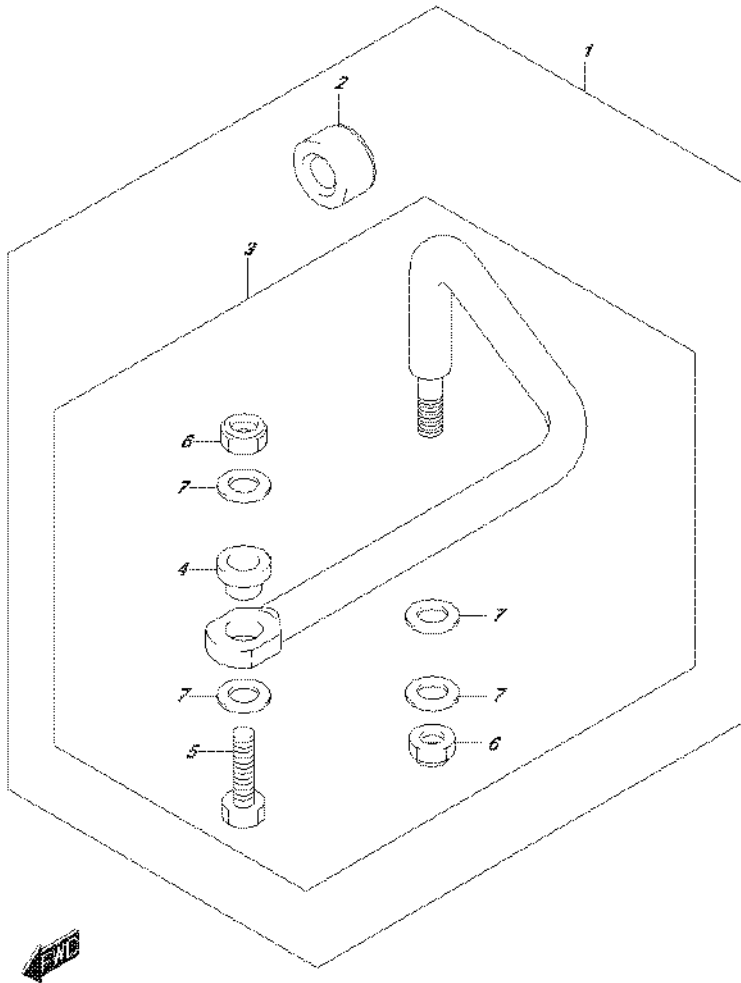


FIG.575E (5-G-12) OPT:DRAG LINK (DF175T E01)

REF NO.	PART NO.	DESCRIPTION	Q'TY	REMARKS
1	67700-96J00	LINK SET, DRAG	1	
2	41161-94400	..SEAL, STEERING CABLE	1	
3	67701-96J00	..LINK ASSY, DRAG	1	
4	67721-96J00	..SPACER	1	
5	67725-96J00	..BOLT, DRAG LINK	1	
6	67726-99E00	..NUT	2	
7	67728-99E00	..WASHER	4	

FIG.575F

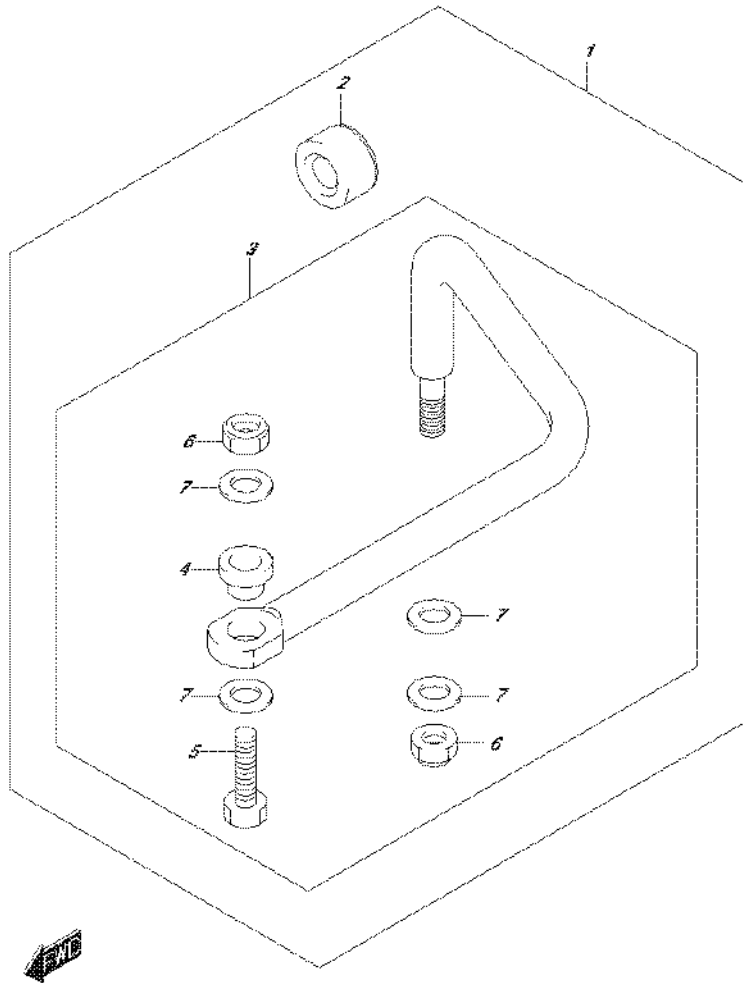


FIG.575F (5-G-13) OPT:DRAG LINK (DF175T E40)

REF NO.	PART NO.	DESCRIPTION	Q'TY	REMARKS
1	67700-96J00	LINK SET, DRAG	1	
2	41161-94400	.SEAL, STEERING CABLE	1	
3	67701-96J00	.LINK ASSY, DRAG	1	
4	67721-96J00	..SPACER	1	
5	67725-96J00	..BOLT, DRAG LINK	1	
6	67726-99E00	..NUT	2	
7	67728-99E00	..WASHER	4	

FIG.575G

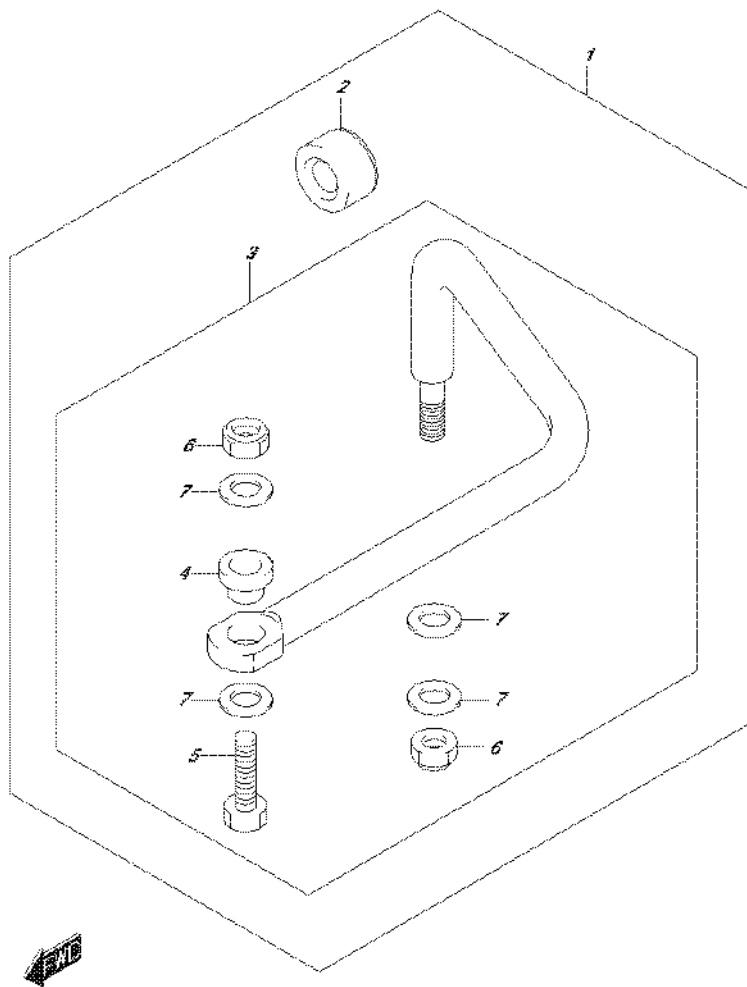


FIG.575G (5-G-14) OPT:DRAG LINK (DF175Z E01)

REF NO.	PART NO.	DESCRIPTION	Q'TY	REMARKS
1	67700-96J00	LINK SET, DRAG	1	
2	41161-94400	.SEAL, STEERING CABLE	1	
3	67701-96J00	.LINK ASSY, DRAG	1	
4	67721-96J00	..SPACER	1	
5	67725-96J00	..BOLT, DRAG LINK	1	
6	67726-99E00	..NUT	2	
7	67728-99E00	..WASHER	4	

FIG.575H

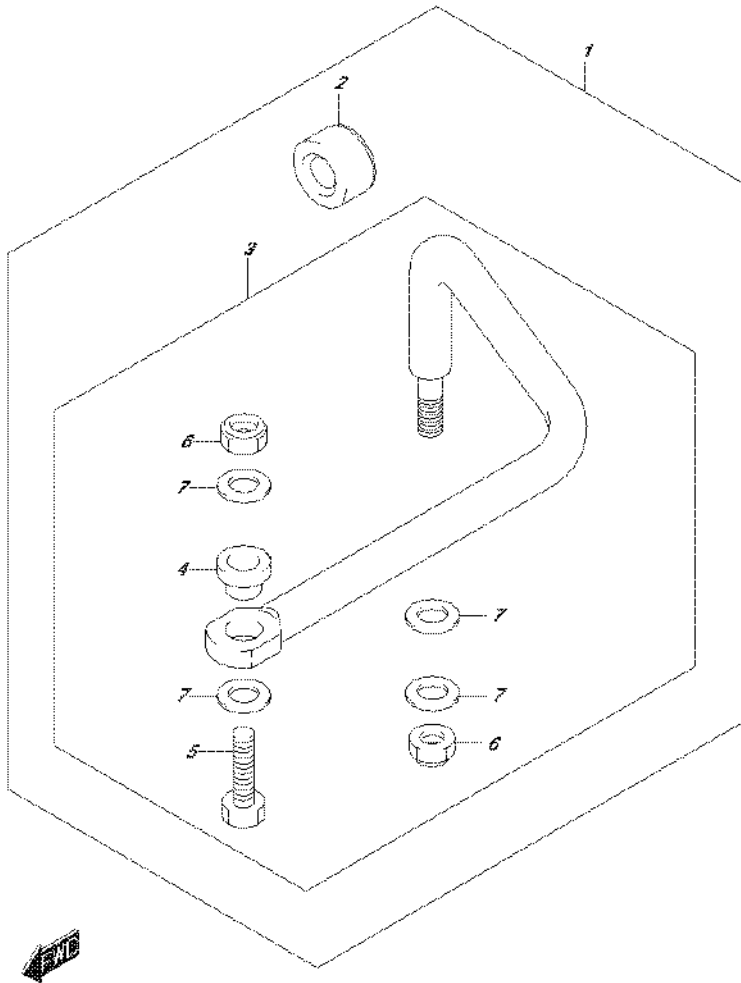


FIG.575H (5-G-15) OPT:DRAG LINK (DF175Z E40)

REF NO.	PART NO.	DESCRIPTION	Q'TY	REMARKS
1	67700-96J00	LINK SET, DRAG	1	
2	41161-94400	..SEAL, STEERING CABLE	1	
3	67701-96J00	..LINK ASSY, DRAG	1	
4	67721-96J00	..SPACER	1	
5	67725-96J00	..BOLT, DRAG LINK	1	
6	67726-99E00	..NUT	2	
7	67728-99E00	..WASHER	4	

FIG.585A

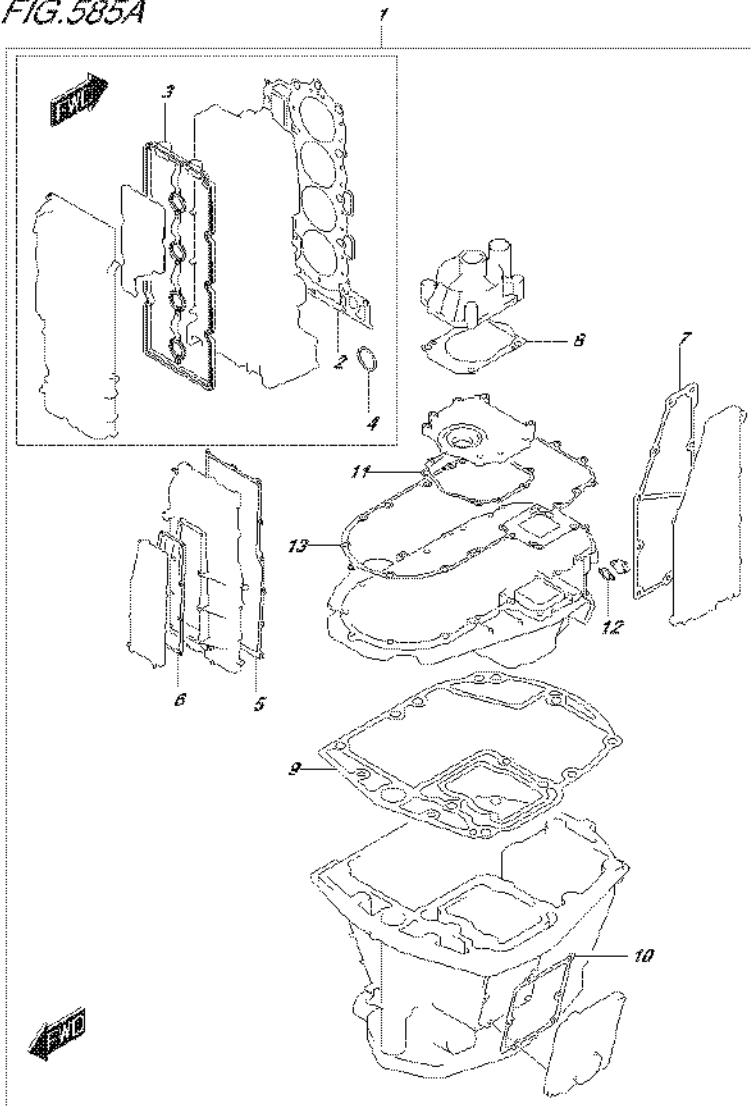


FIG.585A (5-H-2) OPT:GASKET SET

REF NO.	PART NO.	DESCRIPTION	Q'TY	REMARKS
1	11400-96892	GASKET SET	1	
2	11141-96J01	.GASKET, CYLINDER HEAD	1	
3	11189-96J00	.GASKET, CYLINDER HEAD COVER	1	
4	11318-96J00	.O RING, BALANCER OIL GALLERY	1	
5	11332-96J00	.GASKET, BALANCER COVER	1	
6	11342-96J00	.GASKET, BAL WTR JACKET COVER	1	
7	14151-96J00	.GASKET, EXH COVER	1	
8	17472-93J00	.GASKET, PUMP CASE PANEL	1	
9	11489-96J01	.GASKET, OIL PAN	1	
10	11552-96J00	.GASKET, WTR JACKET COVER	1	
11	51123-96J01	.GASKET, MOUNT OIL SEAL COVER	1	
12	51142-96J00	.GASKET, ENGINE HOLDER COVER	1	
13	51211-96J00	.GASKET, ENGINE HOLDER	1	

FIG.600A

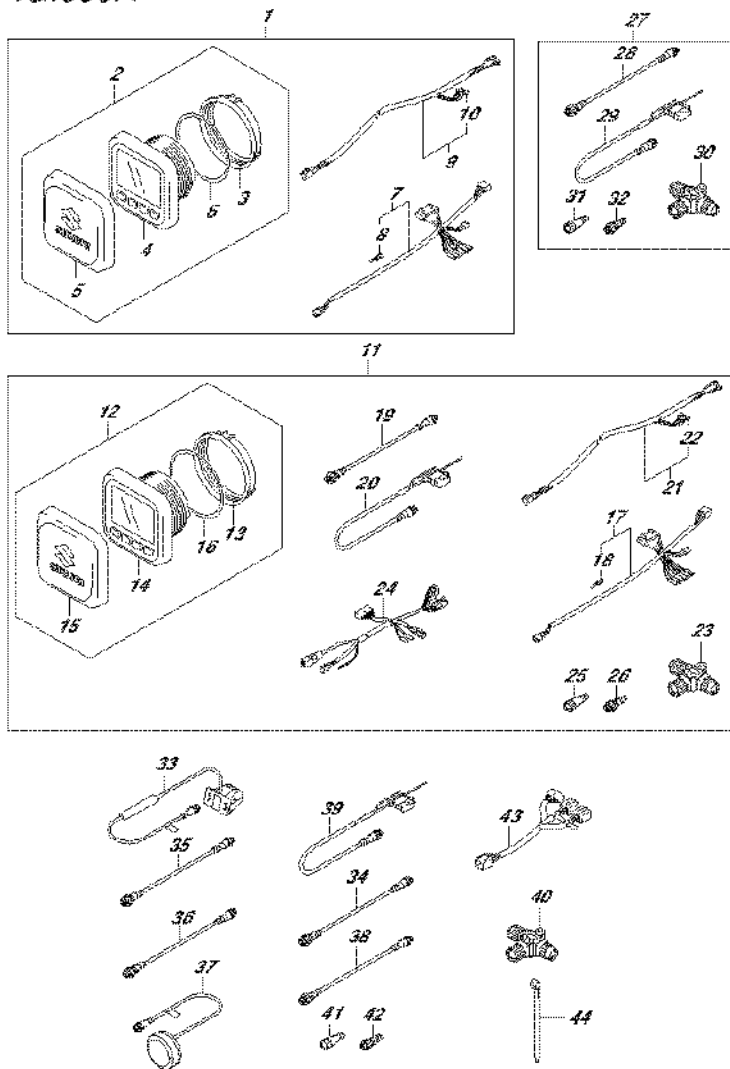


FIG.600A (5-H-3) OPT:MULTI FUNCTION GAUGE (DF150T E01)

REF NO.	PART NO.	DESCRIPTION	Q'TY	REMARKS
1	34000-96L00	KIT, SINGLE GAUGE MECH	1	
2	34011-96L00	..SET, MULTI GAUGE	1	
3	34112-96L00	..NUT, GAUGE	1	
4	34193-96L00	..BEZEL, GAUGE	1	
5	34211-96L00	..COVER, GAUGE	1	
6	34825-96L00	..PACKING, GAUGE	1	
7	36661-96L10	..ADAPTER, GAUGE	1	
8	36615-96300	..TERMINAL	5	
9	36663-98J10	..WIRE, GAUGE POWER	1	
10	09481-05501	..FUSE (5A)	1	
11	34000-96L10	KIT, DUAL GAUGE MECH	1	
12	34011-96L00	..SET, MULTI GAUGE	2	
13	34112-96L00	..NUT, GAUGE	2	
14	34193-96L00	..BEZEL, GAUGE	2	
15	34211-96L00	..COVER, GAUGE	2	
16	34825-96L00	..PACKING, GAUGE	2	
17	36661-96L10	..ADAPTER, GAUGE	2	
18	36615-96300	..TERMINAL	10	
19	36662-88L10	..WIRE, 2 EXTENSION	2	
20	36663-88L00	..HARNESS ASSY, NETWORK POWER	1	
21	36663-98J10	..WIRE, GAUGE POWER	1	
22	09481-05501	..FUSE (5A)	1	
23	36664-88L00	..CONNECTOR, BRANCH	2	
24	36665-87L00	..ADAPTER, GAUGE FOR MULTI	1	
25	36665-88L00	..UNIT, RESISTOR FEMALE	1	
26	36665-88L10	..UNIT, RESISTOR MALE	1	
27	36001-88L00	SET, WIRE	1	
28	36662-88L10	..WIRE, 2 EXTENSION	1	
29	36663-88L00	..HARNESS ASSY, NETWORK POWER	1	
30	36664-88L00	..CONNECTOR, BRANCH	1	
31	36665-88L00	..UNIT, RESISTOR FEMALE	1	
32	36665-88L10	..UNIT, RESISTOR MALE	1	
33	34190-88L00	SENSOR ASSY, PAD WHEEL	1	
34	36662-88L10	WIRE, 2 EXTENSION	1	
35	36662-88L20	WIRE, 6 EXTENSION	1	
36	36662-88L30	WIRE, 15 EXTENSION	1	

FIG.600A

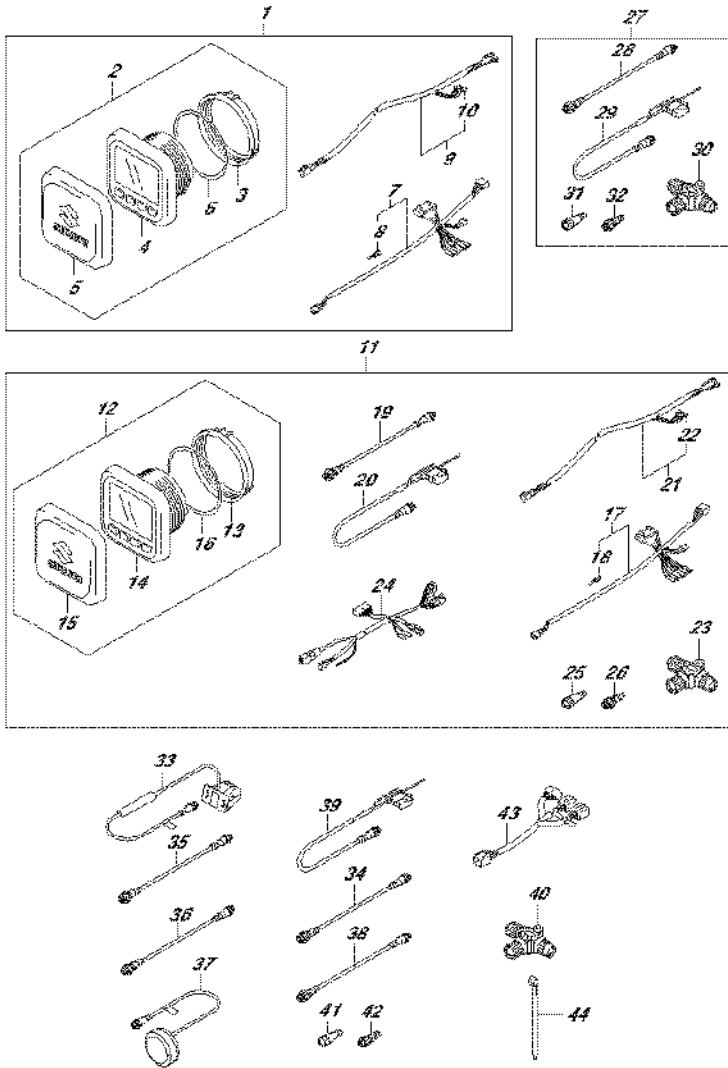


FIG.600A (5-H-4) OPT:MULTI FUNCTION GAUGE (DF150T E01)

REF NO.	PART NO.	DESCRIPTION	Q'TY	REMARKS
37	39950-88L01	MODULE ASSY, GPS RECEIVER	1	
38	36662-88L00	WIRE, 25 EXTENSION	1	
39	36663-88L00	HARNESS ASSY, NETWORK POWER	1	
40	36664-88L00	CONNECTOR, BRANCH	1	
41	36665-88L00	UNIT, RESISTOR FEMALE	1	
42	36665-88L10	UNIT, RESISTOR MALE	1	
43	36667-96L10	WIRE, DUAL GAUGE ADAPTER	1	
44	09407-10404	CLAMP (L:100)	1	

FIG.600B

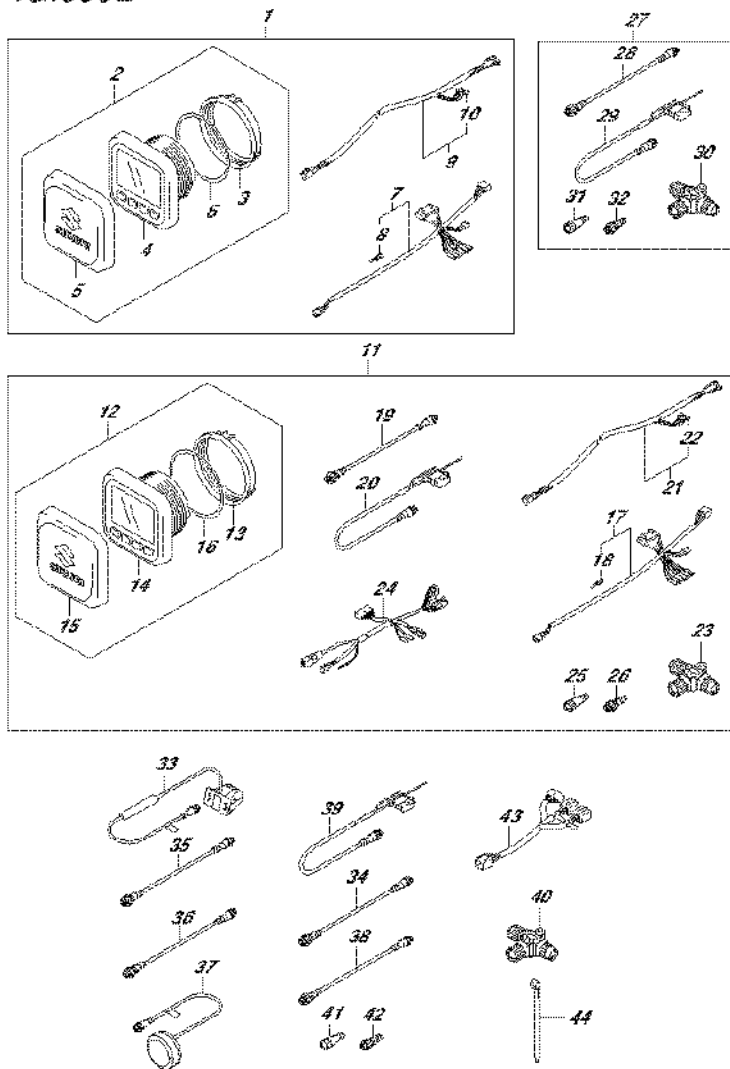


FIG.600B (5-H-5) OPT:MULTI FUNCTION GAUGE (DF150T E40)

REF NO.	PART NO.	DESCRIPTION	Q'TY	REMARKS
1	34000-96L00	KIT, SINGLE GAUGE MECH	1	
2	34011-96L00	..SET, MULTI GAUGE	1	
3	34112-96L00	..NUT, GAUGE	1	
4	34193-96L00	..BEZEL, GAUGE	1	
5	34211-96L00	..COVER, GAUGE	1	
6	34825-96L00	..PACKING, GAUGE	1	
7	36661-96L10	..ADAPTER, GAUGE	1	
8	36615-96300	..TERMINAL	5	
9	36663-98J10	..WIRE, GAUGE POWER	1	
10	09481-05501	..FUSE (5A)	1	
11	34000-96L10	KIT, DUAL GAUGE MECH	1	
12	34011-96L00	..SET, MULTI GAUGE	2	
13	34112-96L00	..NUT, GAUGE	2	
14	34193-96L00	..BEZEL, GAUGE	2	
15	34211-96L00	..COVER, GAUGE	2	
16	34825-96L00	..PACKING, GAUGE	2	
17	36661-96L10	..ADAPTER, GAUGE	2	
18	36615-96300	..TERMINAL	10	
19	36662-88L10	..WIRE, 2 EXTENSION	2	
20	36663-88L00	..HARNESS ASSY, NETWORK POWER	1	
21	36663-98J10	..WIRE, GAUGE POWER	1	
22	09481-05501	..FUSE (5A)	1	
23	36664-88L00	..CONNECTOR, BRANCH	2	
24	36665-87L00	..ADAPTER, GAUGE FOR MULTI	1	
25	36665-88L00	..UNIT, RESISTOR FEMALE	1	
26	36665-88L10	..UNIT, RESISTOR MALE	1	
27	36001-88L00	SET, WIRE	1	
28	36662-88L10	..WIRE, 2 EXTENSION	1	
29	36663-88L00	..HARNESS ASSY, NETWORK POWER	1	
30	36664-88L00	..CONNECTOR, BRANCH	1	
31	36665-88L00	..UNIT, RESISTOR FEMALE	1	
32	36665-88L10	..UNIT, RESISTOR MALE	1	
33	34190-88L00	SENSOR ASSY, PAD WHEEL	1	
34	36662-88L10	WIRE, 2 EXTENSION	1	
35	36662-88L20	WIRE, 6 EXTENSION	1	
36	36662-88L30	WIRE, 15 EXTENSION	1	

FIG.600B

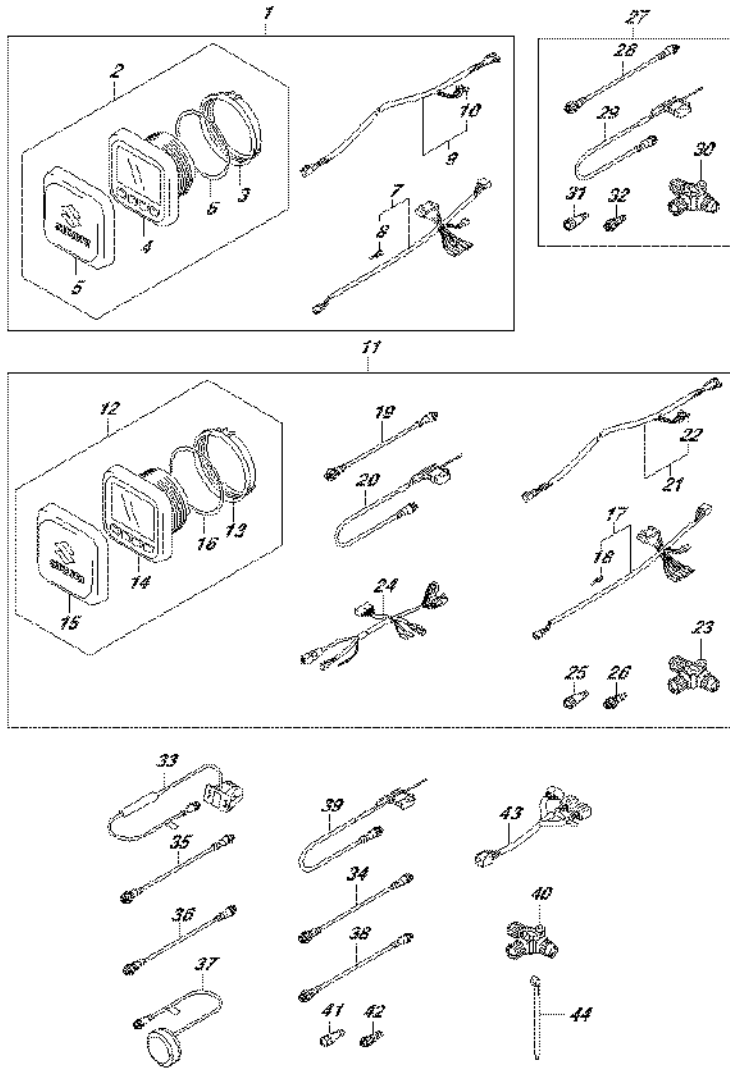
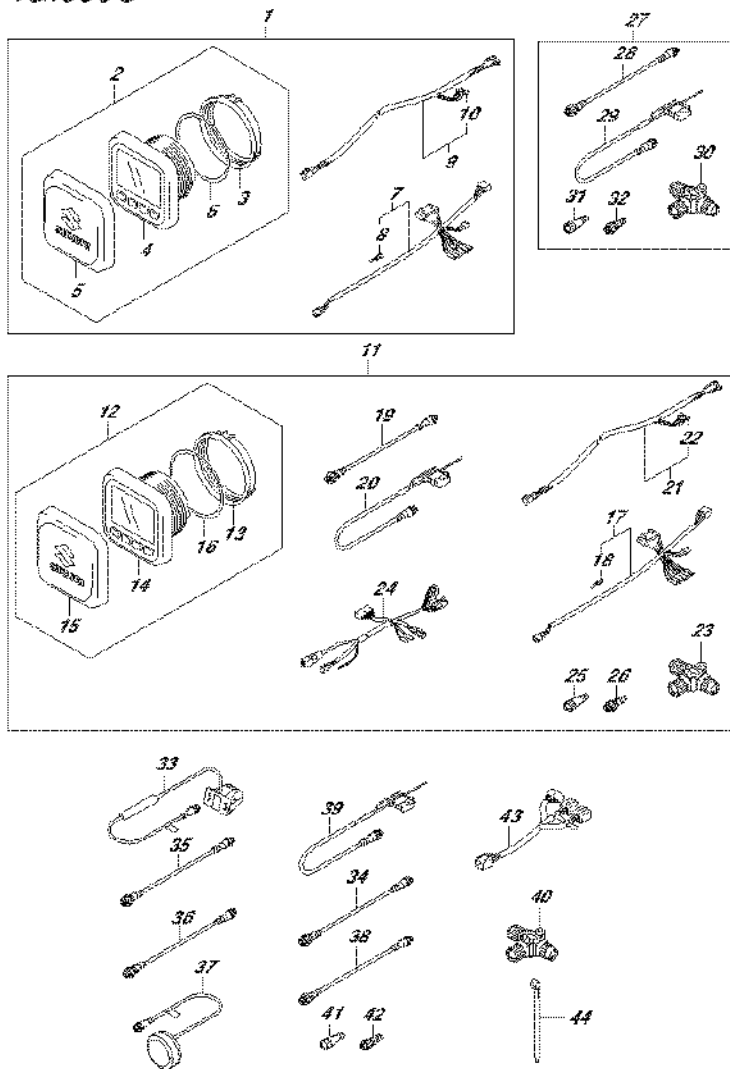


FIG.600B (5-H-6) OPT:MULTI FUNCTION GAUGE (DF150T E40)

REF NO.	PART NO.	DESCRIPTION	Q'TY	REMARKS
37	39950-88L01	MODULE ASSY, GPS RECEIVER	1	
38	36662-88L00	WIRE, 25 EXTENSION	1	
39	36663-88L00	HARNESS ASSY, NETWORK POWER	1	
40	36664-88L00	CONNECTOR, BRANCH	1	
41	36665-88L00	UNIT, RESISTOR FEMALE	1	
42	36665-88L10	UNIT, RESISTOR MALE	1	
43	36667-96L10	WIRE, DUAL GAUGE ADAPTER	1	
44	09407-10404	CLAMP (L:100)	1	

FIG.600C



DF175_E01_016_600C
OPT.MULTI FUNCTION GAUGE

FIG.600C (5-H-7) OPT:MULTI FUNCTION GAUGE (DF150Z E01)

REF NO.	PART NO.	DESCRIPTION	Q'TY	REMARKS
1	34000-96L00	KIT, SINGLE GAUGE MECH	1	
2	34011-96L00	..SET, MULTI GAUGE	1	
3	34112-96L00	..NUT, GAUGE	1	
4	34193-96L00	..BEZEL, GAUGE	1	
5	34211-96L00	..COVER, GAUGE	1	
6	34825-96L00	..PACKING, GAUGE	1	
7	36661-96L10	..ADAPTER, GAUGE	1	
8	36615-96300	..TERMINAL	5	
9	36663-98J10	..WIRE, GAUGE POWER	1	
10	09481-05501	..FUSE (5A)	1	
11	34000-96L10	KIT, DUAL GAUGE MECH	1	
12	34011-96L00	..SET, MULTI GAUGE	2	
13	34112-96L00	..NUT, GAUGE	2	
14	34193-96L00	..BEZEL, GAUGE	2	
15	34211-96L00	..COVER, GAUGE	2	
16	34825-96L00	..PACKING, GAUGE	2	
17	36661-96L10	..ADAPTER, GAUGE	2	
18	36615-96300	..TERMINAL	10	
19	36662-88L10	..WIRE, 2 EXTENSION	2	
20	36663-88L00	..HARNESS ASSY, NETWORK POWER	1	
21	36663-98J10	..WIRE, GAUGE POWER	1	
22	09481-05501	..FUSE (5A)	1	
23	36664-88L00	..CONNECTOR, BRANCH	2	
24	36665-87L00	..ADAPTER, GAUGE FOR MULTI	1	
25	36665-88L00	..UNIT, RESISTOR FEMALE	1	
26	36665-88L10	..UNIT, RESISTOR MALE	1	
27	36001-88L00	SET, WIRE	1	
28	36662-88L10	..WIRE, 2 EXTENSION	1	
29	36663-88L00	..HARNESS ASSY, NETWORK POWER	1	
30	36664-88L00	..CONNECTOR, BRANCH	1	
31	36665-88L00	..UNIT, RESISTOR FEMALE	1	
32	36665-88L10	..UNIT, RESISTOR MALE	1	
33	34190-88L00	SENSOR ASSY, PAD WHEEL	1	
34	36662-88L10	WIRE, 2 EXTENSION	1	
35	36662-88L20	WIRE, 6 EXTENSION	1	
36	36662-88L30	WIRE, 15 EXTENSION	1	

DF175_E01_016

FIG.600C

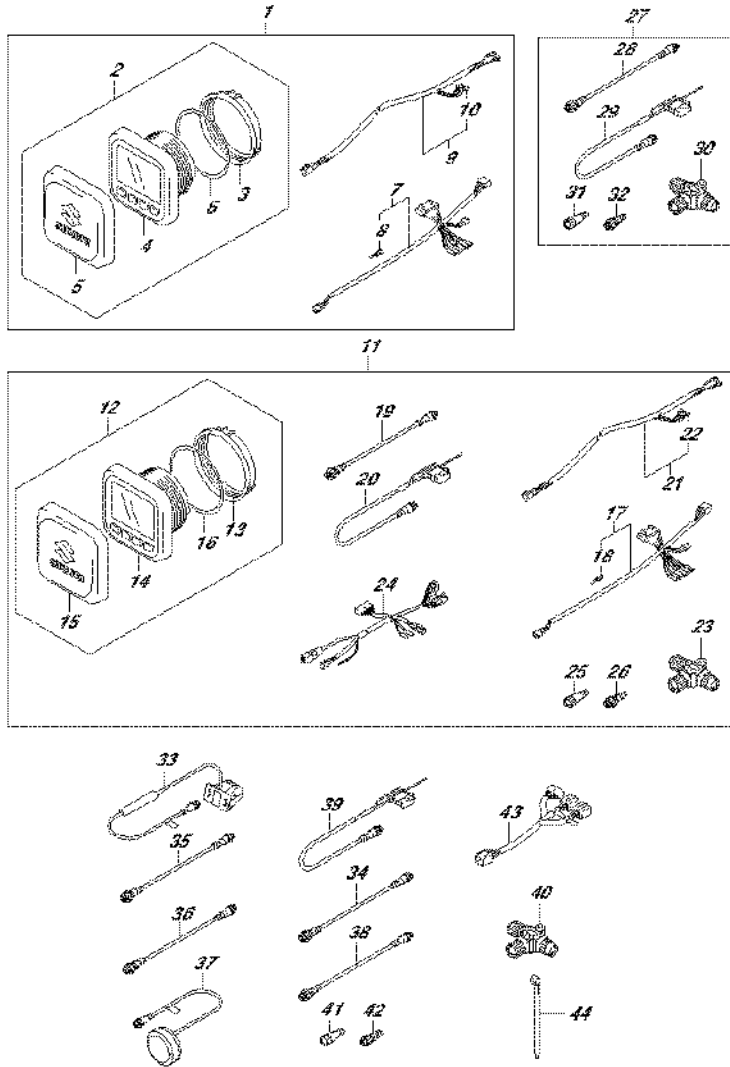


FIG.600C (5-H-8) OPT:MULTI FUNCTION GAUGE (DF150Z E01)

REF NO.	PART NO.	DESCRIPTION	Q'TY	REMARKS
37	39950-88L01	MODULE ASSY, GPS RECEIVER	1	
38	36662-88L00	WIRE, 25 EXTENSION	1	
39	36663-88L00	HARNESS ASSY, NETWORK POWER	1	
40	36664-88L00	CONNECTOR, BRANCH	1	
41	36665-88L00	UNIT, RESISTOR FEMALE	1	
42	36665-88L10	UNIT, RESISTOR MALE	1	
43	36667-96L10	WIRE, DUAL GAUGE ADAPTER	1	
44	09407-10404	CLAMP (L:100)	1	

FIG.600D

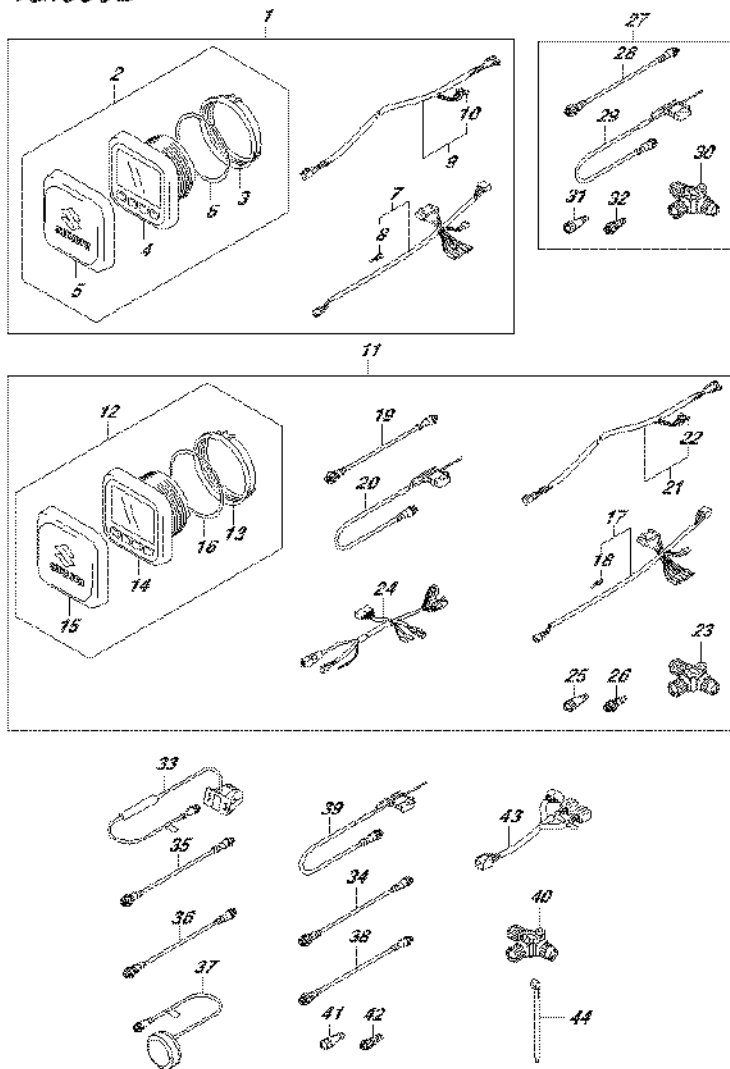


FIG.600D (5-H-9) OPT:MULTI FUNCTION GAUGE (DF150Z E40)

REF NO.	PART NO.	DESCRIPTION	Q'TY	REMARKS
1	34000-96L00	KIT, SINGLE GAUGE MECH	1	
2	34011-96L00	..SET, MULTI GAUGE	1	
3	34112-96L00	..NUT, GAUGE	1	
4	34193-96L00	..BEZEL, GAUGE	1	
5	34211-96L00	..COVER, GAUGE	1	
6	34825-96L00	..PACKING, GAUGE	1	
7	36661-96L10	..ADAPTER, GAUGE	1	
8	36615-96300	..TERMINAL	5	
9	36663-98J10	..WIRE, GAUGE POWER	1	
10	09481-05501	..FUSE (5A)	1	
11	34000-96L10	KIT, DUAL GAUGE MECH	1	
12	34011-96L00	..SET, MULTI GAUGE	2	
13	34112-96L00	..NUT, GAUGE	2	
14	34193-96L00	..BEZEL, GAUGE	2	
15	34211-96L00	..COVER, GAUGE	2	
16	34825-96L00	..PACKING, GAUGE	2	
17	36661-96L10	..ADAPTER, GAUGE	2	
18	36615-96300	..TERMINAL	10	
19	36662-88L10	..WIRE, 2 EXTENSION	2	
20	36663-88L00	..HARNESS ASSY, NETWORK POWER	1	
21	36663-98J10	..WIRE, GAUGE POWER	1	
22	09481-05501	..FUSE (5A)	1	
23	36664-88L00	..CONNECTOR, BRANCH	2	
24	36665-87L00	..ADAPTER, GAUGE FOR MULTI	1	
25	36665-88L00	..UNIT, RESISTOR FEMALE	1	
26	36665-88L10	..UNIT, RESISTOR MALE	1	
27	36001-88L00	SET, WIRE	1	
28	36662-88L10	..WIRE, 2 EXTENSION	1	
29	36663-88L00	..HARNESS ASSY, NETWORK POWER	1	
30	36664-88L00	..CONNECTOR, BRANCH	1	
31	36665-88L00	..UNIT, RESISTOR FEMALE	1	
32	36665-88L10	..UNIT, RESISTOR MALE	1	
33	34190-88L00	SENSOR ASSY, PAD WHEEL	1	
34	36662-88L10	WIRE, 2 EXTENSION	1	
35	36662-88L20	WIRE, 6 EXTENSION	1	
36	36662-88L30	WIRE, 15 EXTENSION	1	

FIG.600D

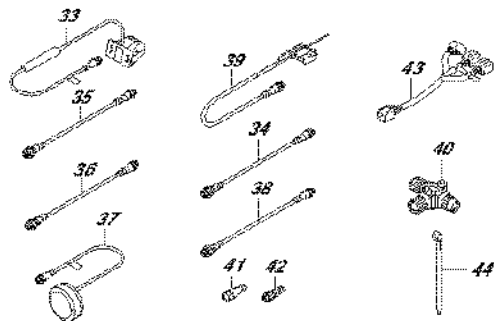
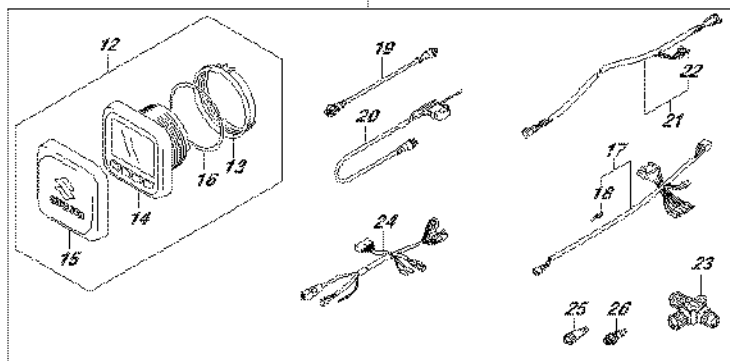
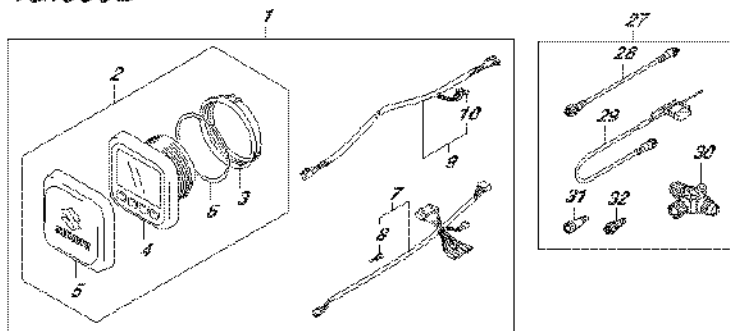


FIG.600D (5-H-10) OPT:MULTI FUNCTION GAUGE (DF150Z E40)

REF NO.	PART NO.	DESCRIPTION	Q'TY	REMARKS
37	39950-88L01	MODULE ASSY, GPS RECEIVER	1	
38	36662-88L00	WIRE, 25 EXTENSION	1	
39	36663-88L00	HARNESS ASSY, NETWORK POWER	1	
40	36664-88L00	CONNECTOR, BRANCH	1	
41	36665-88L00	UNIT, RESISTOR FEMALE	1	
42	36665-88L10	UNIT, RESISTOR MALE	1	
43	36667-96L10	WIRE, DUAL GAUGE ADAPTER	1	
44	09407-10404	CLAMP (L:100)	1	

FIG.600E

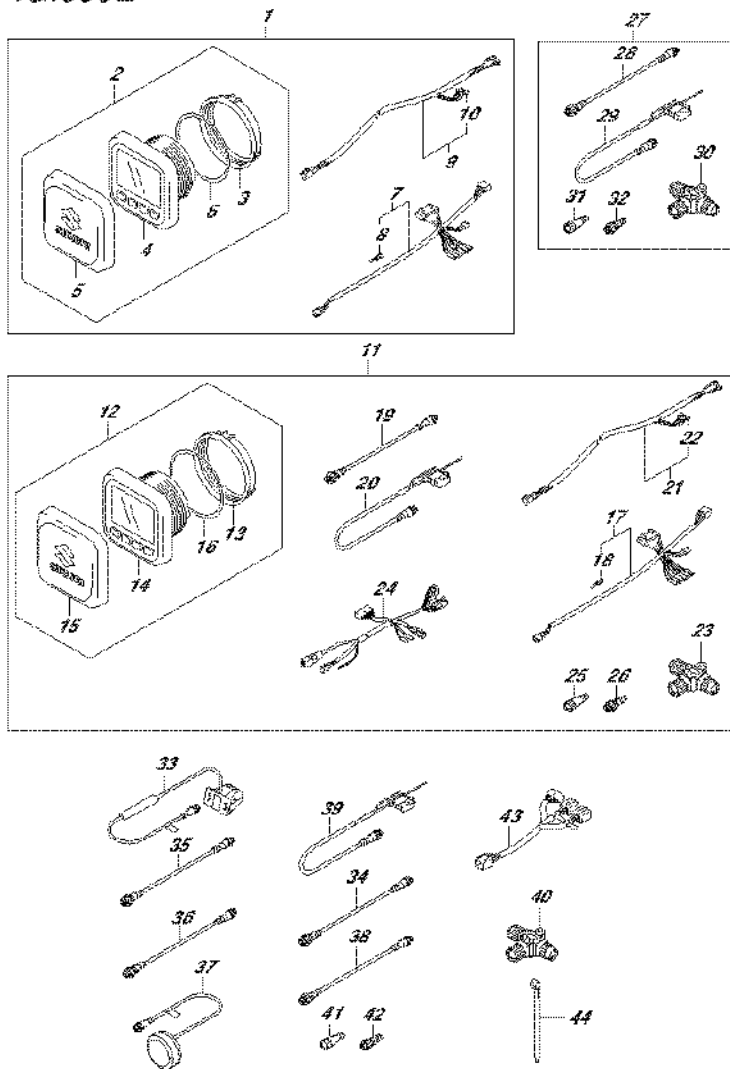


FIG.600E (5-H-11) OPT:MULTI FUNCTION GAUGE (DF175T E01)

REF NO.	PART NO.	DESCRIPTION	Q'TY	REMARKS
1	34000-96L00	KIT, SINGLE GAUGE MECH	1	
2	34011-96L00	..SET, MULTI GAUGE	1	
3	34112-96L00	..NUT, GAUGE	1	
4	34193-96L00	..BEZEL, GAUGE	1	
5	34211-96L00	..COVER, GAUGE	1	
6	34825-96L00	..PACKING, GAUGE	1	
7	36661-96L10	..ADAPTER, GAUGE	1	
8	36615-96300	..TERMINAL	5	
9	36663-98J10	..WIRE, GAUGE POWER	1	
10	09481-05501	..FUSE (5A)	1	
11	34000-96L10	KIT, DUAL GAUGE MECH	1	
12	34011-96L00	..SET, MULTI GAUGE	2	
13	34112-96L00	..NUT, GAUGE	2	
14	34193-96L00	..BEZEL, GAUGE	2	
15	34211-96L00	..COVER, GAUGE	2	
16	34825-96L00	..PACKING, GAUGE	2	
17	36661-96L10	..ADAPTER, GAUGE	2	
18	36615-96300	..TERMINAL	10	
19	36662-88L10	..WIRE, 2 EXTENSION	2	
20	36663-88L00	..HARNESS ASSY, NETWORK POWER	1	
21	36663-98J10	..WIRE, GAUGE POWER	1	
22	09481-05501	..FUSE (5A)	1	
23	36664-88L00	..CONNECTOR, BRANCH	2	
24	36665-87L00	..ADAPTER, GAUGE FOR MULTI	1	
25	36665-88L00	..UNIT, RESISTOR FEMALE	1	
26	36665-88L10	..UNIT, RESISTOR MALE	1	
27	36001-88L00	SET, WIRE	1	
28	36662-88L10	..WIRE, 2 EXTENSION	1	
29	36663-88L00	..HARNESS ASSY, NETWORK POWER	1	
30	36664-88L00	..CONNECTOR, BRANCH	1	
31	36665-88L00	..UNIT, RESISTOR FEMALE	1	
32	36665-88L10	..UNIT, RESISTOR MALE	1	
33	34190-88L00	SENSOR ASSY, PAD WHEEL	1	
34	36662-88L10	WIRE, 2 EXTENSION	1	
35	36662-88L20	WIRE, 6 EXTENSION	1	
36	36662-88L30	WIRE, 15 EXTENSION	1	

FIG.600E

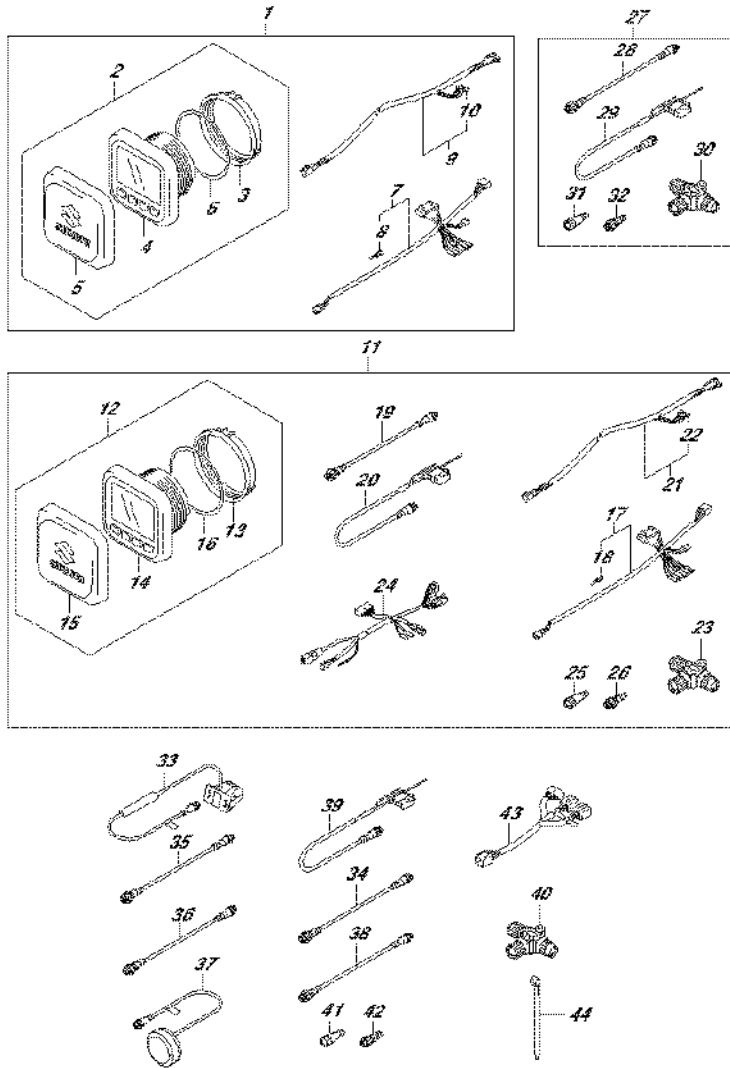


FIG.600E (5-H-12) OPT:MULTI FUNCTION GAUGE (DF175T E01)

REF NO.	PART NO.	DESCRIPTION	Q'TY	REMARKS
37	39950-88L01	MODULE ASSY, GPS RECEIVER	1	
38	36662-88L00	WIRE, 25 EXTENSION	1	
39	36663-88L00	HARNESS ASSY, NETWORK POWER	1	
40	36664-88L00	CONNECTOR, BRANCH	1	
41	36665-88L00	UNIT, RESISTOR FEMALE	1	
42	36665-88L10	UNIT, RESISTOR MALE	1	
43	36667-96L10	WIRE, DUAL GAUGE ADAPTER	1	
44	09407-10404	CLAMP (L:100)	1	

FIG.600F

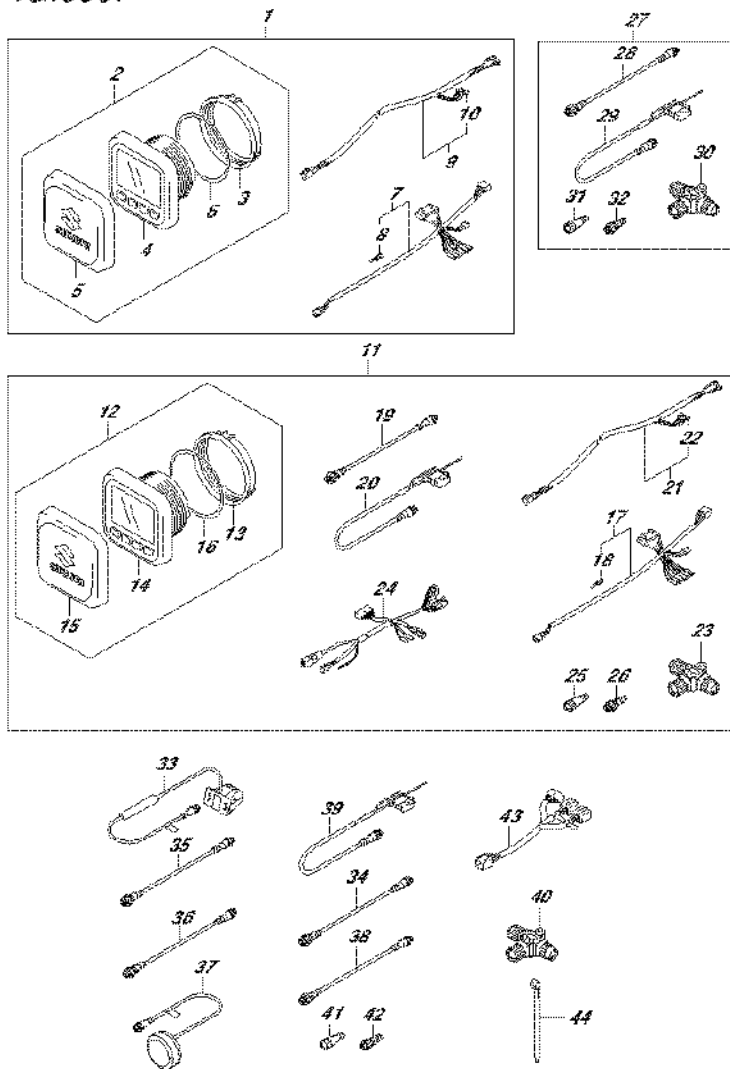


FIG.600F (5-H-13) OPT:MULTI FUNCTION GAUGE (DF175T E40)

REF NO.	PART NO.	DESCRIPTION	Q'TY	REMARKS
1	34000-96L00	KIT, SINGLE GAUGE MECH	1	
2	34011-96L00	..SET, MULTI GAUGE	1	
3	34112-96L00	..NUT, GAUGE	1	
4	34193-96L00	..BEZEL, GAUGE	1	
5	34211-96L00	..COVER, GAUGE	1	
6	34825-96L00	..PACKING, GAUGE	1	
7	36661-96L10	..ADAPTER, GAUGE	1	
8	36615-96300	..TERMINAL	5	
9	36663-98J10	..WIRE, GAUGE POWER	1	
10	09481-05501	..FUSE (5A)	1	
11	34000-96L10	KIT, DUAL GAUGE MECH	1	
12	34011-96L00	..SET, MULTI GAUGE	2	
13	34112-96L00	..NUT, GAUGE	2	
14	34193-96L00	..BEZEL, GAUGE	2	
15	34211-96L00	..COVER, GAUGE	2	
16	34825-96L00	..PACKING, GAUGE	2	
17	36661-96L10	..ADAPTER, GAUGE	2	
18	36615-96300	..TERMINAL	10	
19	36662-88L10	..WIRE, 2 EXTENSION	2	
20	36663-88L00	..HARNESS ASSY, NETWORK POWER	1	
21	36663-98J10	..WIRE, GAUGE POWER	1	
22	09481-05501	..FUSE (5A)	1	
23	36664-88L00	..CONNECTOR, BRANCH	2	
24	36665-87L00	..ADAPTER, GAUGE FOR MULTI	1	
25	36665-88L00	..UNIT, RESISTOR FEMALE	1	
26	36665-88L10	..UNIT, RESISTOR MALE	1	
27	36001-88L00	SET, WIRE	1	
28	36662-88L10	..WIRE, 2 EXTENSION	1	
29	36663-88L00	..HARNESS ASSY, NETWORK POWER	1	
30	36664-88L00	..CONNECTOR, BRANCH	1	
31	36665-88L00	..UNIT, RESISTOR FEMALE	1	
32	36665-88L10	..UNIT, RESISTOR MALE	1	
33	34190-88L00	SENSOR ASSY, PAD WHEEL	1	
34	36662-88L10	WIRE, 2 EXTENSION	1	
35	36662-88L20	WIRE, 6 EXTENSION	1	
36	36662-88L30	WIRE, 15 EXTENSION	1	

FIG.600F

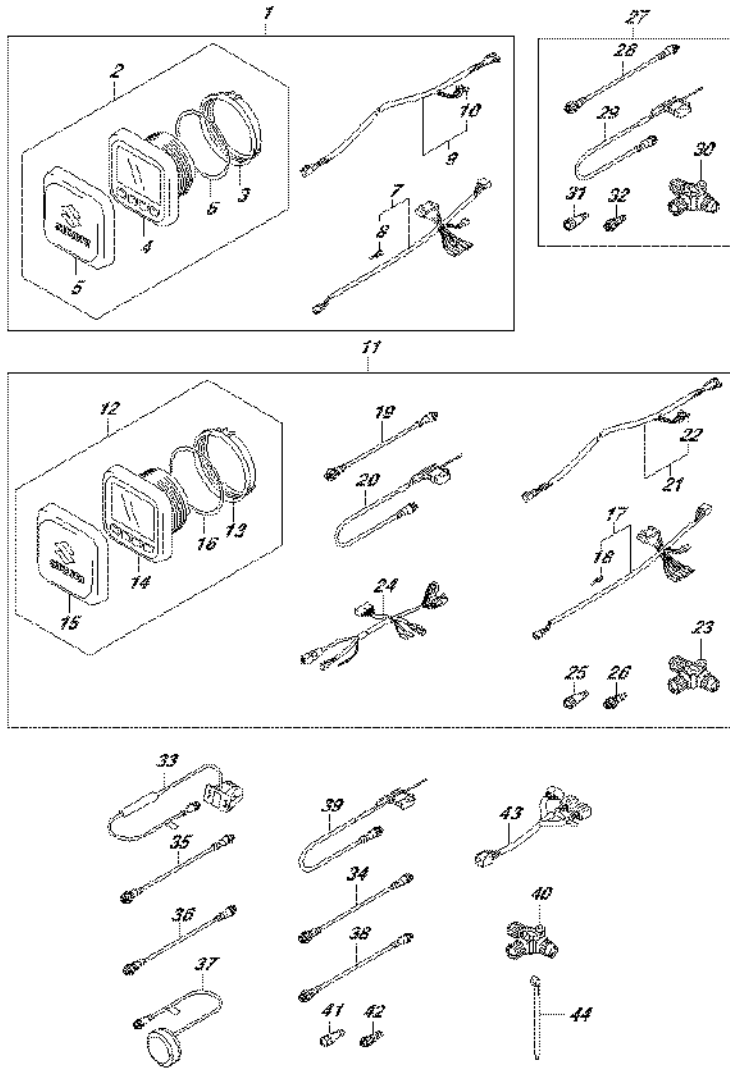


FIG.600F (5-H-14) OPT:MULTI FUNCTION GAUGE (DF175T E40)

REF NO.	PART NO.	DESCRIPTION	Q'TY	REMARKS
37	39950-88L01	MODULE ASSY, GPS RECEIVER	1	
38	36662-88L00	WIRE, 25 EXTENSION	1	
39	36663-88L00	HARNESS ASSY, NETWORK POWER	1	
40	36664-88L00	CONNECTOR, BRANCH	1	
41	36665-88L00	UNIT, RESISTOR FEMALE	1	
42	36665-88L10	UNIT, RESISTOR MALE	1	
43	36667-96L10	WIRE, DUAL GAUGE ADAPTER	1	
44	09407-10404	CLAMP (L:100)	1	

FIG.600G

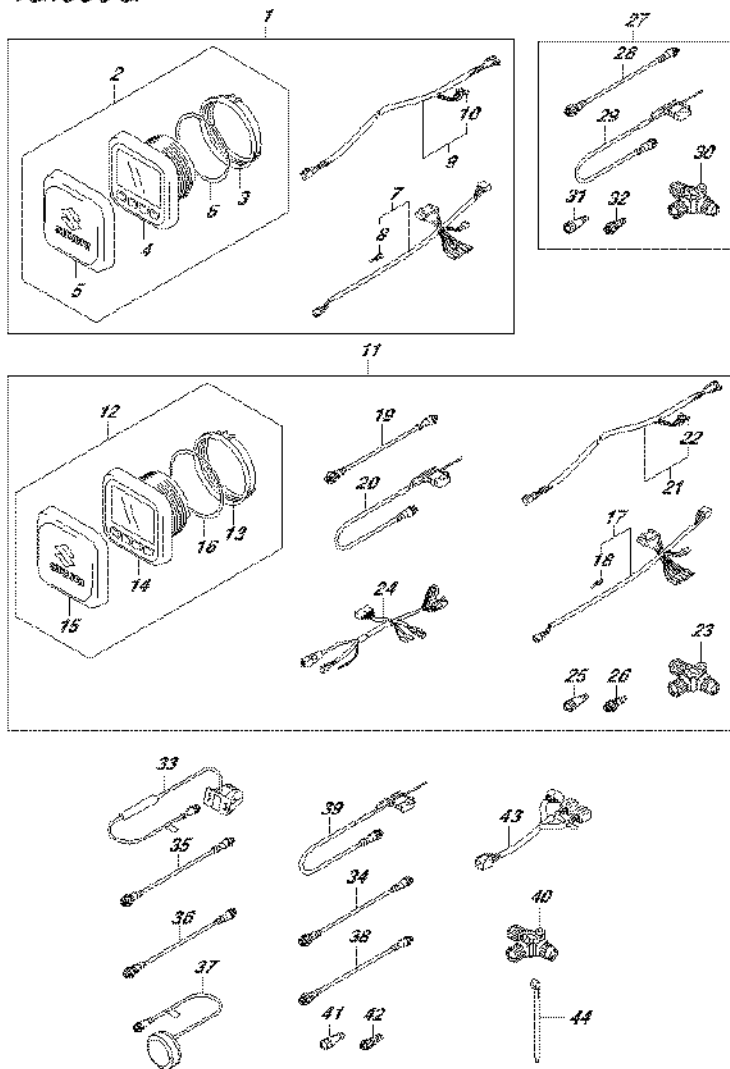


FIG.600G (5-H-15) OPT:MULTI FUNCTION GAUGE (DF175Z E01)

REF NO.	PART NO.	DESCRIPTION	Q'TY	REMARKS
1	34000-96L00	KIT, SINGLE GAUGE MECH	1	
2	34011-96L00	..SET, MULTI GAUGE	1	
3	34112-96L00	..NUT, GAUGE	1	
4	34193-96L00	..BEZEL, GAUGE	1	
5	34211-96L00	..COVER, GAUGE	1	
6	34825-96L00	..PACKING, GAUGE	1	
7	36661-96L10	..ADAPTER, GAUGE	1	
8	36615-96300	..TERMINAL	5	
9	36663-98J10	..WIRE, GAUGE POWER	1	
10	09481-05501	..FUSE (5A)	1	
11	34000-96L10	KIT, DUAL GAUGE MECH	1	
12	34011-96L00	..SET, MULTI GAUGE	2	
13	34112-96L00	..NUT, GAUGE	2	
14	34193-96L00	..BEZEL, GAUGE	2	
15	34211-96L00	..COVER, GAUGE	2	
16	34825-96L00	..PACKING, GAUGE	2	
17	36661-96L10	..ADAPTER, GAUGE	2	
18	36615-96300	..TERMINAL	10	
19	36662-88L10	..WIRE, 2 EXTENSION	2	
20	36663-88L00	..HARNESS ASSY, NETWORK POWER	1	
21	36663-98J10	..WIRE, GAUGE POWER	1	
22	09481-05501	..FUSE (5A)	1	
23	36664-88L00	..CONNECTOR, BRANCH	2	
24	36665-87L00	..ADAPTER, GAUGE FOR MULTI	1	
25	36665-88L00	..UNIT, RESISTOR FEMALE	1	
26	36665-88L10	..UNIT, RESISTOR MALE	1	
27	36001-88L00	SET, WIRE	1	
28	36662-88L10	..WIRE, 2 EXTENSION	1	
29	36663-88L00	..HARNESS ASSY, NETWORK POWER	1	
30	36664-88L00	..CONNECTOR, BRANCH	1	
31	36665-88L00	..UNIT, RESISTOR FEMALE	1	
32	36665-88L10	..UNIT, RESISTOR MALE	1	
33	34190-88L00	SENSOR ASSY, PAD WHEEL	1	
34	36662-88L10	WIRE, 2 EXTENSION	1	
35	36662-88L20	WIRE, 6 EXTENSION	1	
36	36662-88L30	WIRE, 15 EXTENSION	1	

FIG.600G

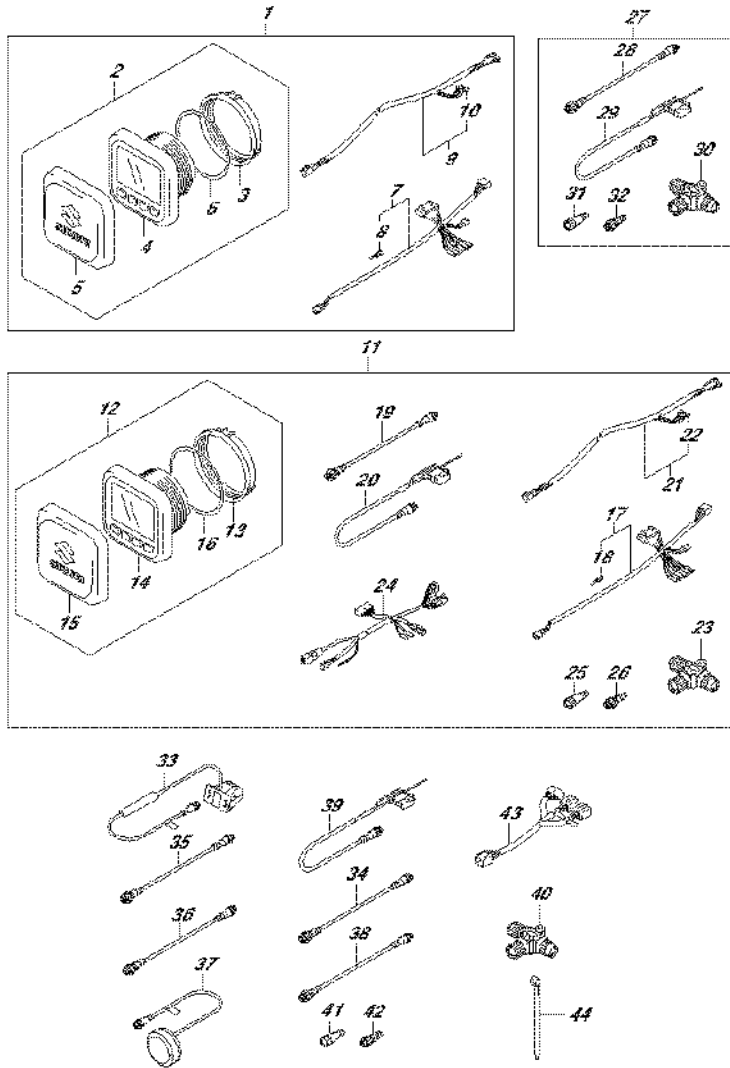


FIG.600G (5-I-2) OPT:MULTI FUNCTION GAUGE (DF175Z E01)

REF NO.	PART NO.	DESCRIPTION	Q'TY	REMARKS
37	39950-88L01	MODULE ASSY, GPS RECEIVER	1	
38	36662-88L00	WIRE, 25 EXTENSION	1	
39	36663-88L00	HARNESS ASSY, NETWORK POWER	1	
40	36664-88L00	CONNECTOR, BRANCH	1	
41	36665-88L00	UNIT, RESISTOR FEMALE	1	
42	36665-88L10	UNIT, RESISTOR MALE	1	
43	36667-96L10	WIRE, DUAL GAUGE ADAPTER	1	
44	09407-10404	CLAMP (L:100)	1	

FIG.600H

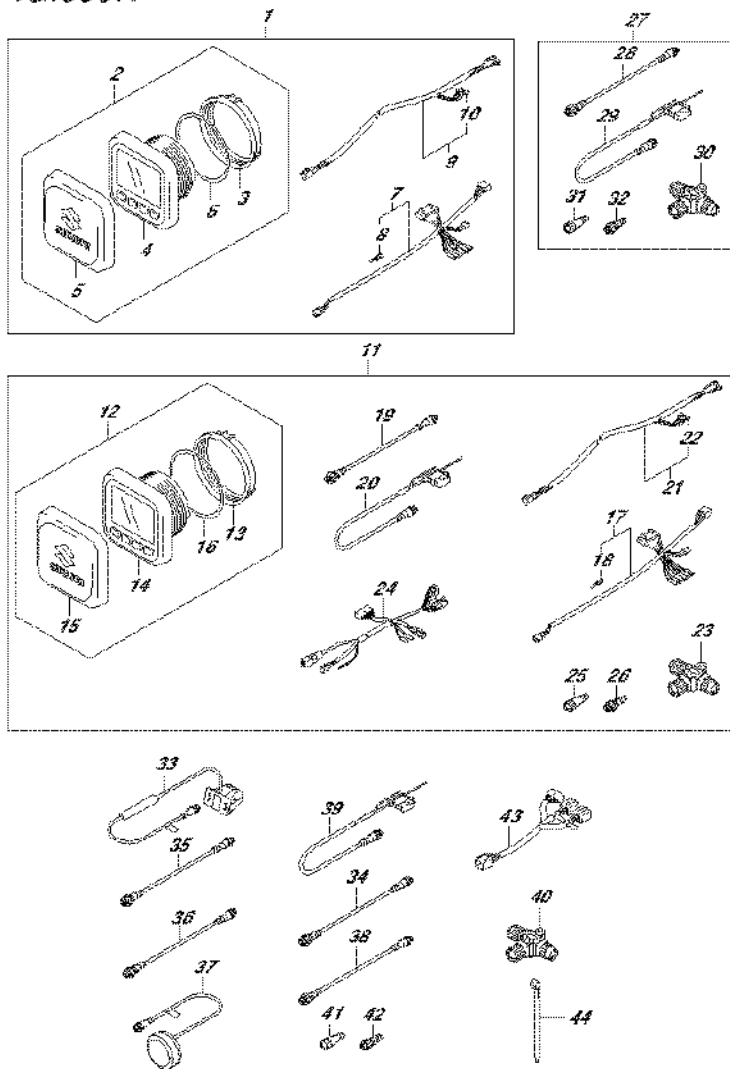


FIG.600H (5-I-3) OPT:MULTI FUNCTION GAUGE (DF175Z E40)

REF NO.	PART NO.	DESCRIPTION	Q'TY	REMARKS
1	34000-96L00	KIT, SINGLE GAUGE MECH	1	
2	34011-96L00	..SET, MULTI GAUGE	1	
3	34112-96L00	..NUT, GAUGE	1	
4	34193-96L00	..BEZEL, GAUGE	1	
5	34211-96L00	..COVER, GAUGE	1	
6	34825-96L00	..PACKING, GAUGE	1	
7	36661-96L10	..ADAPTER, GAUGE	1	
8	36615-96300	..TERMINAL	5	
9	36663-98J10	..WIRE, GAUGE POWER	1	
10	09481-05501	..FUSE (5A)	1	
11	34000-96L10	KIT, DUAL GAUGE MECH	1	
12	34011-96L00	..SET, MULTI GAUGE	2	
13	34112-96L00	..NUT, GAUGE	2	
14	34193-96L00	..BEZEL, GAUGE	2	
15	34211-96L00	..COVER, GAUGE	2	
16	34825-96L00	..PACKING, GAUGE	2	
17	36661-96L10	..ADAPTER, GAUGE	2	
18	36615-96300	..TERMINAL	10	
19	36662-88L10	..WIRE, 2 EXTENSION	2	
20	36663-88L00	..HARNESS ASSY, NETWORK POWER	1	
21	36663-98J10	..WIRE, GAUGE POWER	1	
22	09481-05501	..FUSE (5A)	1	
23	36664-88L00	..CONNECTOR, BRANCH	2	
24	36665-87L00	..ADAPTER, GAUGE FOR MULTI	1	
25	36665-88L00	..UNIT, RESISTOR FEMALE	1	
26	36665-88L10	..UNIT, RESISTOR MALE	1	
27	36001-88L00	SET, WIRE	1	
28	36662-88L10	..WIRE, 2 EXTENSION	1	
29	36663-88L00	..HARNESS ASSY, NETWORK POWER	1	
30	36664-88L00	..CONNECTOR, BRANCH	1	
31	36665-88L00	..UNIT, RESISTOR FEMALE	1	
32	36665-88L10	..UNIT, RESISTOR MALE	1	
33	34190-88L00	SENSOR ASSY, PAD WHEEL	1	
34	36662-88L10	WIRE, 2 EXTENSION	1	
35	36662-88L20	WIRE, 6 EXTENSION	1	
36	36662-88L30	WIRE, 15 EXTENSION	1	

FIG.600H

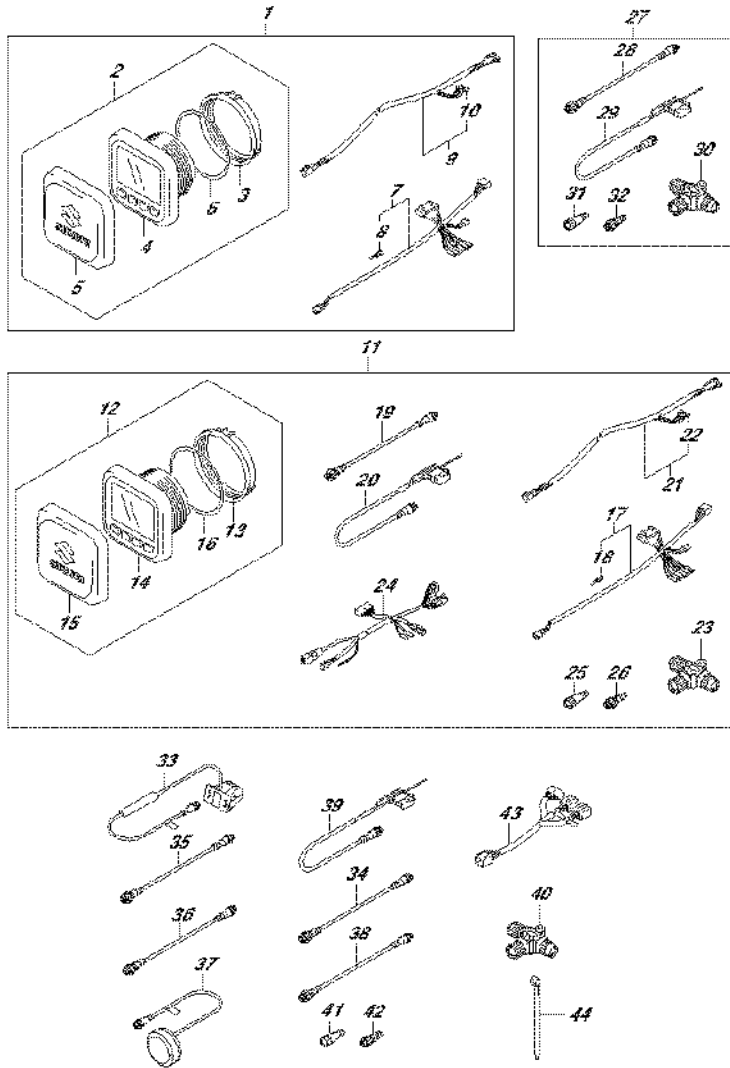


FIG.600H (5-I-4) OPT:MULTI FUNCTION GAUGE (DF175Z E40)

REF NO.	PART NO.	DESCRIPTION	Q'TY	REMARKS
37	39950-88L01	MODULE ASSY, GPS RECEIVER	1	
38	36662-88L00	WIRE, 25 EXTENSION	1	
39	36663-88L00	HARNESS ASSY, NETWORK POWER	1	
40	36664-88L00	CONNECTOR, BRANCH	1	
41	36665-88L00	UNIT, RESISTOR FEMALE	1	
42	36665-88L10	UNIT, RESISTOR MALE	1	
43	36667-96L10	WIRE, DUAL GAUGE ADAPTER	1	
44	09407-10404	CLAMP (L:100)	1	

FIG.601A

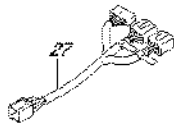
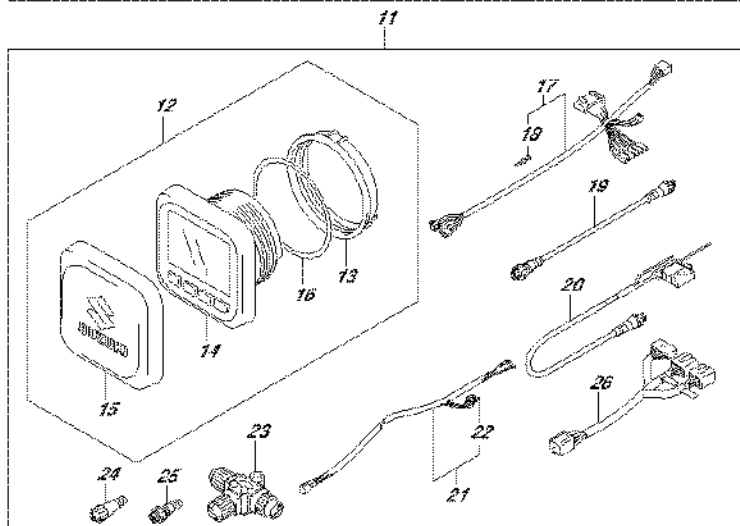
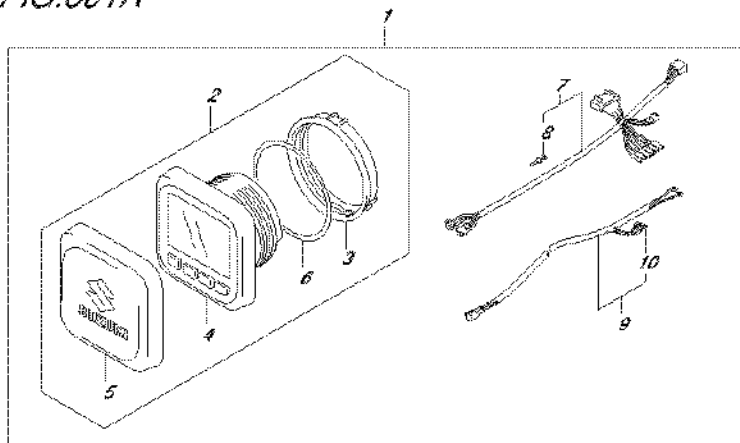


FIG.601A (5-I-5) OPT:MULTI FUNCTION GAUGE (1) (DF150TG E01)

REF NO.	PART NO.	DESCRIPTION	Q'TY	REMARKS
1	34000-96L20	KIT, SINGLE GAUGE ELECTRIC	1	
2	34011-96L00	..GAUGE SET, MULTI	1	
3	34112-96L00	..NUT, GAUGE	1	
4	34193-96L00	..BEZEL, GAUGE	1	
5	34211-96L00	..COVER, GAUGE	1	
6	34825-96L00	..PACKING, GAUGE	1	
7	36661-96L00	..ADAPTER, GAUGE	1	
8	36615-96300	..TERMINAL, RESIN	5	
9	36663-98J10	..WIRE, GAUGE POWER	1	
10	09481-05501	..FUSE (5A)	1	
11	34000-96L30	KIT, DUAL GAUGE ELECTRIC	1	
12	34011-96L00	..GAUGE SET, MULTI	2	
13	34112-96L00	..NUT, GAUGE	2	
14	34193-96L00	..BEZEL, GAUGE	2	
15	34211-96L00	..COVER, GAUGE	2	
16	34825-96L00	..PACKING, GAUGE	2	
17	36661-96L00	..ADAPTER, GAUGE	1	
18	36615-96300	..TERMINAL, RESIN	5	
19	36662-88L10	..WIRE, 2 EXTENSION	2	
20	36663-88L00	..HARNESS ASSY, NETWORK POWER	1	
21	36663-98J10	..WIRE, GAUGE POWER	1	
22	09481-05501	..FUSE (5A)	1	
23	36664-88L00	..CONNECTOR, BRANCH	2	
24	36665-88L00	..UNIT, RESISTOR FEMALE	1	
25	36665-88L10	..UNIT, RESISTOR MALE	1	
26	36667-96L00	..WIRE, GAUGE ADAPTER	1	
27	36667-96L10	WIRE, DUAL GAUGE ADAPTER	1	

FIG.601B

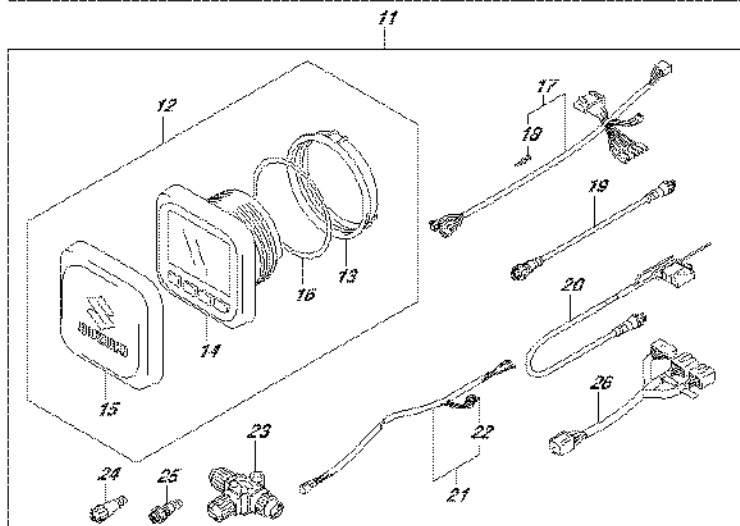
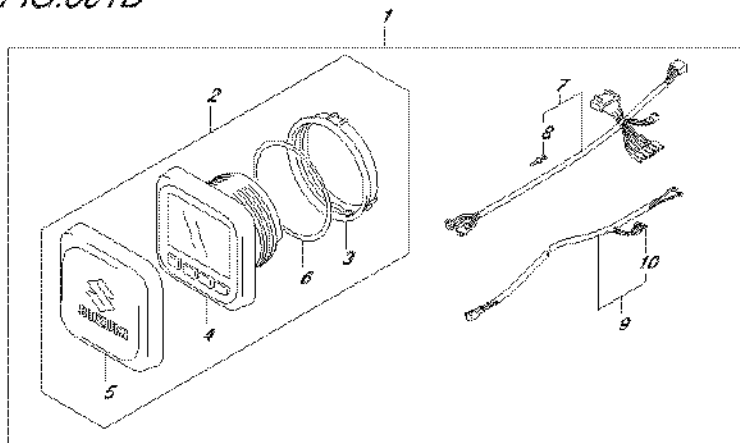


FIG.601B (5-I-6) OPT:MULTI FUNCTION GAUGE (1) (DF150TG E40)

REF NO.	PART NO.	DESCRIPTION	Q'TY	REMARKS
1	34000-96L20	KIT, SINGLE GAUGE ELECTRIC	1	
2	34011-96L00	..GAUGE SET, MULTI	1	
3	34112-96L00	..NUT, GAUGE	1	
4	34193-96L00	..BEZEL, GAUGE	1	
5	34211-96L00	..COVER, GAUGE	1	
6	34825-96L00	..PACKING, GAUGE	1	
7	36661-96L00	..ADAPTER, GAUGE	1	
8	36615-96300	..TERMINAL, RESIN	5	
9	36663-98J10	..WIRE, GAUGE POWER	1	
10	09481-05501	..FUSE (5A)	1	
11	34000-96L30	KIT, DUAL GAUGE ELECTRIC	1	
12	34011-96L00	..GAUGE SET, MULTI	2	
13	34112-96L00	..NUT, GAUGE	2	
14	34193-96L00	..BEZEL, GAUGE	2	
15	34211-96L00	..COVER, GAUGE	2	
16	34825-96L00	..PACKING, GAUGE	2	
17	36661-96L00	..ADAPTER, GAUGE	1	
18	36615-96300	..TERMINAL, RESIN	5	
19	36662-88L10	..WIRE, 2 EXTENSION	2	
20	36663-88L00	..HARNESS ASSY, NETWORK POWER	1	
21	36663-98J10	..WIRE, GAUGE POWER	1	
22	09481-05501	..FUSE (5A)	1	
23	36664-88L00	..CONNECTOR, BRANCH	2	
24	36665-88L00	..UNIT, RESISTOR FEMALE	1	
25	36665-88L10	..UNIT, RESISTOR MALE	1	
26	36667-96L00	..WIRE, GAUGE ADAPTER	1	
27	36667-96L10	WIRE, DUAL GAUGE ADAPTER	1	

FIG.601C

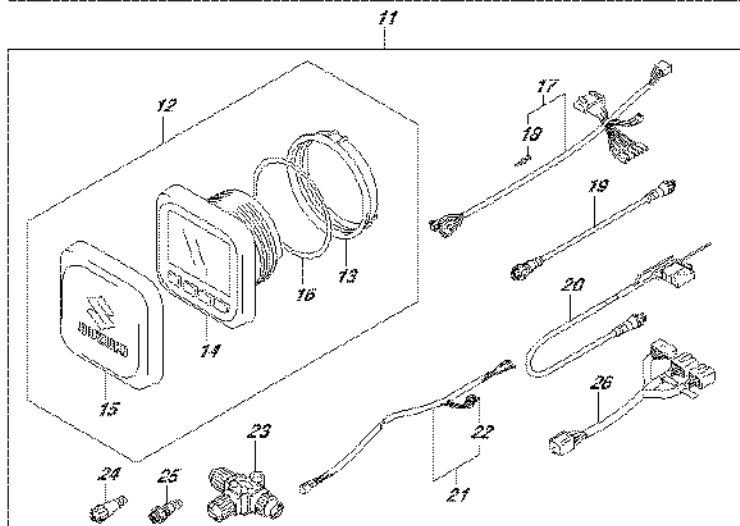
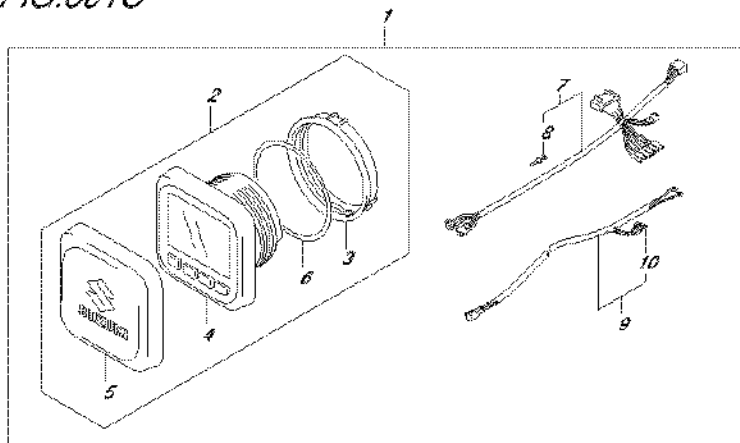


FIG.601C (5-I-7) OPT:MULTI FUNCTION GAUGE (1) (DF150ZG E01)

REF NO.	PART NO.	DESCRIPTION	Q'TY	REMARKS
1	34000-96L20	KIT, SINGLE GAUGE ELECTRIC	1	
2	34011-96L00	..GAUGE SET, MULTI	1	
3	34112-96L00	..NUT, GAUGE	1	
4	34193-96L00	..BEZEL, GAUGE	1	
5	34211-96L00	..COVER, GAUGE	1	
6	34825-96L00	..PACKING, GAUGE	1	
7	36661-96L00	..ADAPTER, GAUGE	1	
8	36615-96300	..TERMINAL, RESIN	5	
9	36663-98J10	..WIRE, GAUGE POWER	1	
10	09481-05501	..FUSE (5A)	1	
11	34000-96L30	KIT, DUAL GAUGE ELECTRIC	1	
12	34011-96L00	..GAUGE SET, MULTI	2	
13	34112-96L00	..NUT, GAUGE	2	
14	34193-96L00	..BEZEL, GAUGE	2	
15	34211-96L00	..COVER, GAUGE	2	
16	34825-96L00	..PACKING, GAUGE	2	
17	36661-96L00	..ADAPTER, GAUGE	1	
18	36615-96300	..TERMINAL, RESIN	5	
19	36662-88L10	..WIRE, 2 EXTENSION	2	
20	36663-88L00	..HARNESS ASSY, NETWORK POWER	1	
21	36663-98J10	..WIRE, GAUGE POWER	1	
22	09481-05501	..FUSE (5A)	1	
23	36664-88L00	..CONNECTOR, BRANCH	2	
24	36665-88L00	..UNIT, RESISTOR FEMALE	1	
25	36665-88L10	..UNIT, RESISTOR MALE	1	
26	36667-96L00	..WIRE, GAUGE ADAPTER	1	
27	36667-96L10	WIRE, DUAL GAUGE ADAPTER	1	

FIG.601D

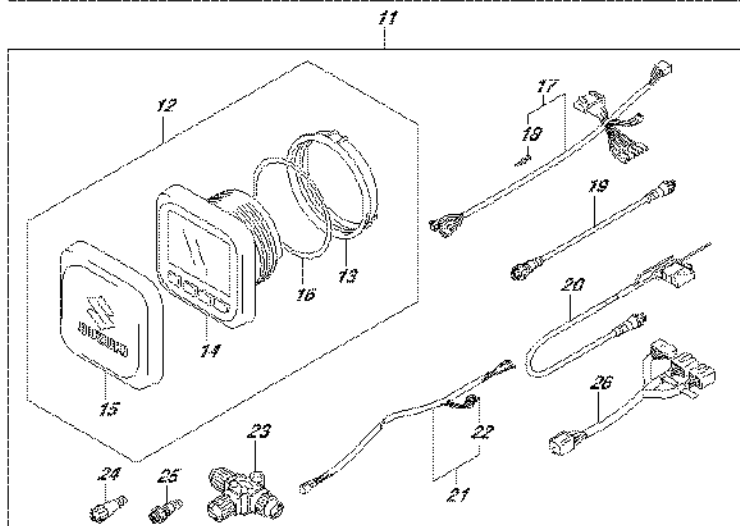
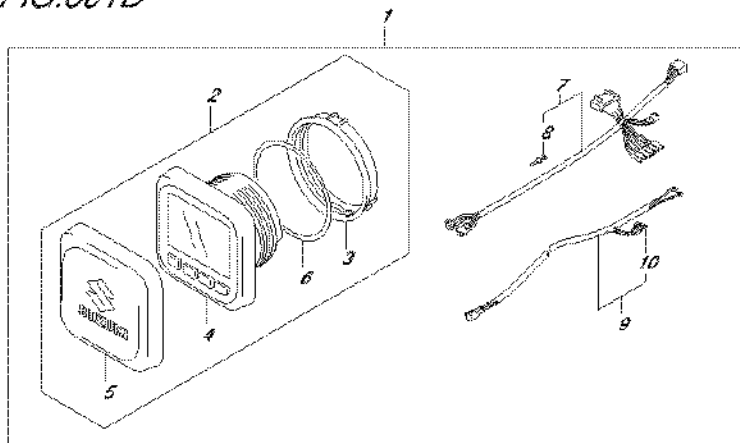


FIG.601D (5-I-8) OPT:MULTI FUNCTION GAUGE (1) (DF150ZG E40)

REF NO.	PART NO.	DESCRIPTION	Q'TY	REMARKS
1	34000-96L20	KIT, SINGLE GAUGE ELECTRIC	1	
2	34011-96L00	..GAUGE SET, MULTI	1	
3	34112-96L00	..NUT, GAUGE	1	
4	34193-96L00	..BEZEL, GAUGE	1	
5	34211-96L00	..COVER, GAUGE	1	
6	34825-96L00	..PACKING, GAUGE	1	
7	36661-96L00	..ADAPTER, GAUGE	1	
8	36615-96300	..TERMINAL, RESIN	5	
9	36663-98J10	..WIRE, GAUGE POWER	1	
10	09481-05501	..FUSE (5A)	1	
11	34000-96L30	KIT, DUAL GAUGE ELECTRIC	1	
12	34011-96L00	..GAUGE SET, MULTI	2	
13	34112-96L00	..NUT, GAUGE	2	
14	34193-96L00	..BEZEL, GAUGE	2	
15	34211-96L00	..COVER, GAUGE	2	
16	34825-96L00	..PACKING, GAUGE	2	
17	36661-96L00	..ADAPTER, GAUGE	1	
18	36615-96300	..TERMINAL, RESIN	5	
19	36662-88L10	..WIRE, 2 EXTENSION	2	
20	36663-88L00	..HARNESS ASSY, NETWORK POWER	1	
21	36663-98J10	..WIRE, GAUGE POWER	1	
22	09481-05501	..FUSE (5A)	1	
23	36664-88L00	..CONNECTOR, BRANCH	2	
24	36665-88L00	..UNIT, RESISTOR FEMALE	1	
25	36665-88L10	..UNIT, RESISTOR MALE	1	
26	36667-96L00	..WIRE, GAUGE ADAPTER	1	
27	36667-96L10	WIRE, DUAL GAUGE ADAPTER	1	

FIG.601E

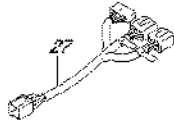
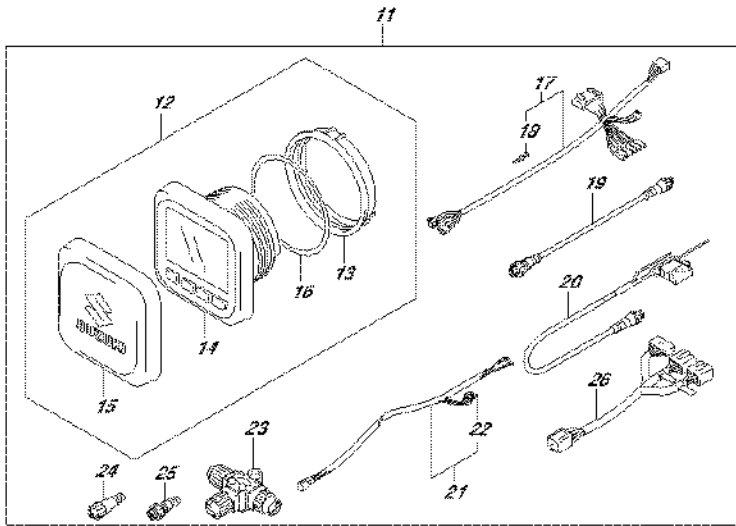
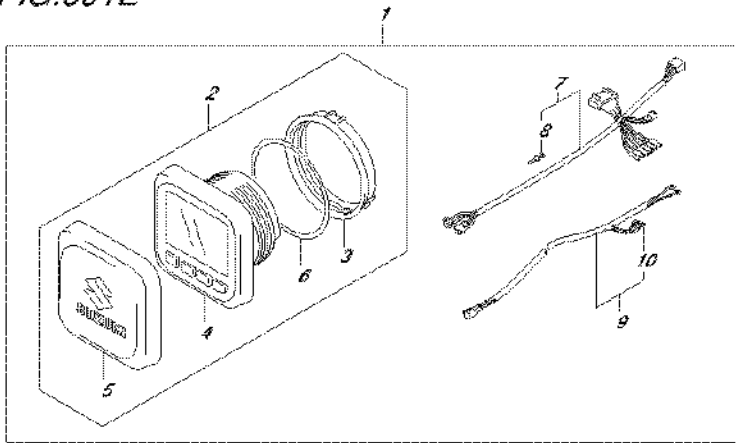


FIG.601E (5-I-9) OPT:MULTI FUNCTION GAUGE (1) (DF175TG E01)

REF NO.	PART NO.	DESCRIPTION	Q'TY	REMARKS
1	34000-96L20	KIT, SINGLE GAUGE ELECTRIC	1	
2	34011-96L00	..GAUGE SET, MULTI	1	
3	34112-96L00	..NUT, GAUGE	1	
4	34193-96L00	..BEZEL, GAUGE	1	
5	34211-96L00	..COVER, GAUGE	1	
6	34825-96L00	..PACKING, GAUGE	1	
7	36661-96L00	..ADAPTER, GAUGE	1	
8	36615-96300	..TERMINAL, RESIN	5	
9	36663-98J10	..WIRE, GAUGE POWER	1	
10	09481-05501	..FUSE (5A)	1	
11	34000-96L30	KIT, DUAL GAUGE ELECTRIC	1	
12	34011-96L00	..GAUGE SET, MULTI	2	
13	34112-96L00	..NUT, GAUGE	2	
14	34193-96L00	..BEZEL, GAUGE	2	
15	34211-96L00	..COVER, GAUGE	2	
16	34825-96L00	..PACKING, GAUGE	2	
17	36661-96L00	..ADAPTER, GAUGE	1	
18	36615-96300	..TERMINAL, RESIN	5	
19	36662-88L10	..WIRE, 2 EXTENSION	2	
20	36663-88L00	..HARNESS ASSY, NETWORK POWER	1	
21	36663-98J10	..WIRE, GAUGE POWER	1	
22	09481-05501	..FUSE (5A)	1	
23	36664-88L00	..CONNECTOR, BRANCH	2	
24	36665-88L00	..UNIT, RESISTOR FEMALE	1	
25	36665-88L10	..UNIT, RESISTOR MALE	1	
26	36667-96L00	..WIRE, GAUGE ADAPTER	1	
27	36667-96L10	WIRE, DUAL GAUGE ADAPTER	1	

FIG.601F

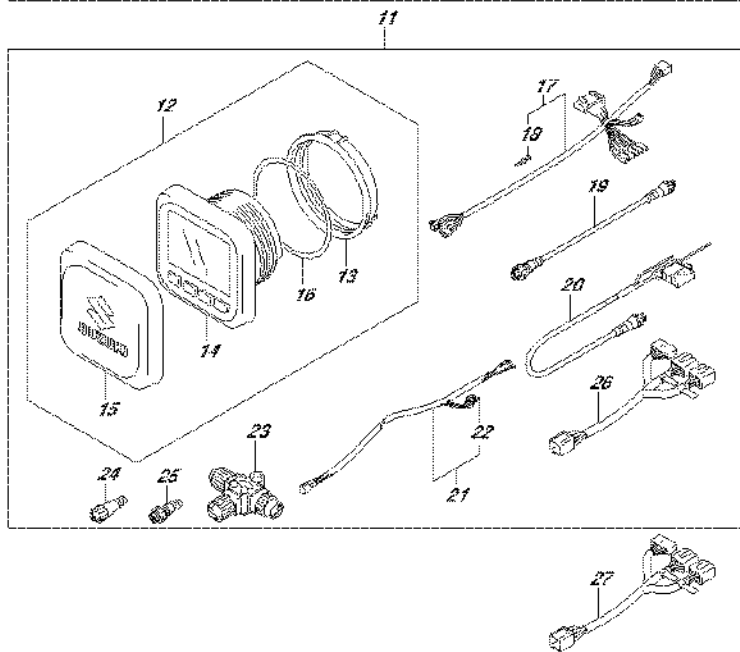
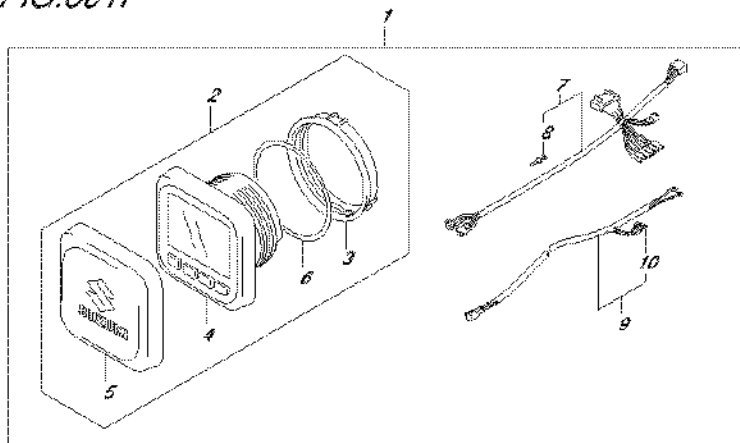


FIG.601F (5-I-10) OPT:MULTI FUNCTION GAUGE (1) (DF175TG E40)

REF NO.	PART NO.	DESCRIPTION	Q'TY	REMARKS
1	34000-96L20	KIT, SINGLE GAUGE ELECTRIC	1	
2	34011-96L00	..GAUGE SET, MULTI	1	
3	34112-96L00	..NUT, GAUGE	1	
4	34193-96L00	..BEZEL, GAUGE	1	
5	34211-96L00	..COVER, GAUGE	1	
6	34825-96L00	..PACKING, GAUGE	1	
7	36661-96L00	..ADAPTER, GAUGE	1	
8	36615-96300	..TERMINAL, RESIN	5	
9	36663-98J10	..WIRE, GAUGE POWER	1	
10	09481-05501	..FUSE (5A)	1	
11	34000-96L30	KIT, DUAL GAUGE ELECTRIC	1	
12	34011-96L00	..GAUGE SET, MULTI	2	
13	34112-96L00	..NUT, GAUGE	2	
14	34193-96L00	..BEZEL, GAUGE	2	
15	34211-96L00	..COVER, GAUGE	2	
16	34825-96L00	..PACKING, GAUGE	2	
17	36661-96L00	..ADAPTER, GAUGE	1	
18	36615-96300	..TERMINAL, RESIN	5	
19	36662-88L10	..WIRE, 2 EXTENSION	2	
20	36663-88L00	..HARNESS ASSY, NETWORK POWER	1	
21	36663-98J10	..WIRE, GAUGE POWER	1	
22	09481-05501	..FUSE (5A)	1	
23	36664-88L00	..CONNECTOR, BRANCH	2	
24	36665-88L00	..UNIT, RESISTOR FEMALE	1	
25	36665-88L10	..UNIT, RESISTOR MALE	1	
26	36667-96L00	..WIRE, GAUGE ADAPTER	1	
27	36667-96L10	WIRE, DUAL GAUGE ADAPTER	1	

FIG.601G

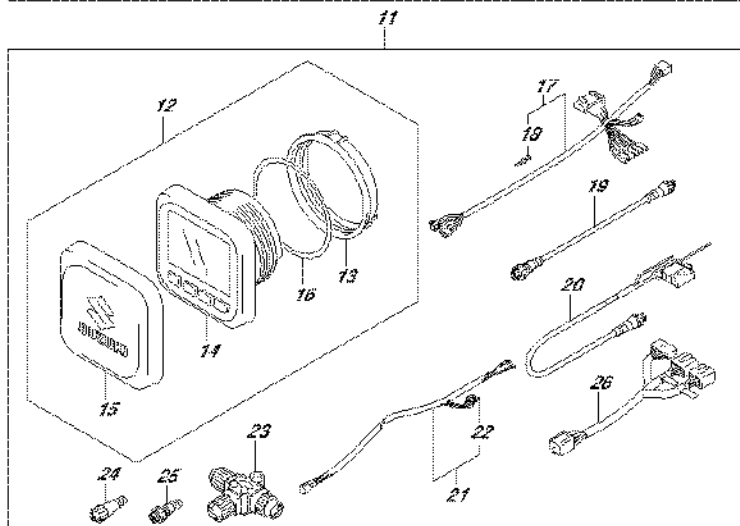
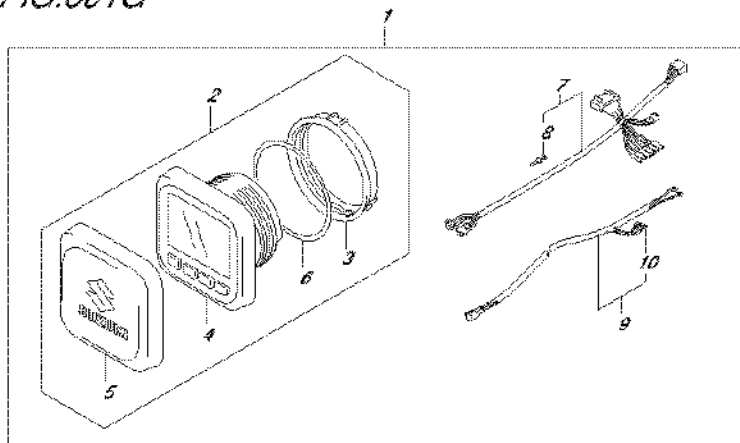


FIG.601G (5-I-11) OPT:MULTI FUNCTION GAUGE (1) (DF175ZG E01)

REF NO.	PART NO.	DESCRIPTION	Q'TY	REMARKS
1	34000-96L20	KIT, SINGLE GAUGE ELECTRIC	1	
2	34011-96L00	..GAUGE SET, MULTI	1	
3	34112-96L00	..NUT, GAUGE	1	
4	34193-96L00	..BEZEL, GAUGE	1	
5	34211-96L00	..COVER, GAUGE	1	
6	34825-96L00	..PACKING, GAUGE	1	
7	36661-96L00	..ADAPTER, GAUGE	1	
8	36615-96300	..TERMINAL, RESIN	5	
9	36663-98J10	..WIRE, GAUGE POWER	1	
10	09481-05501	..FUSE (5A)	1	
11	34000-96L30	KIT, DUAL GAUGE ELECTRIC	1	
12	34011-96L00	..GAUGE SET, MULTI	2	
13	34112-96L00	..NUT, GAUGE	2	
14	34193-96L00	..BEZEL, GAUGE	2	
15	34211-96L00	..COVER, GAUGE	2	
16	34825-96L00	..PACKING, GAUGE	2	
17	36661-96L00	..ADAPTER, GAUGE	1	
18	36615-96300	..TERMINAL, RESIN	5	
19	36662-88L10	..WIRE, 2 EXTENSION	2	
20	36663-88L00	..HARNESS ASSY, NETWORK POWER	1	
21	36663-98J10	..WIRE, GAUGE POWER	1	
22	09481-05501	..FUSE (5A)	1	
23	36664-88L00	..CONNECTOR, BRANCH	2	
24	36665-88L00	..UNIT, RESISTOR FEMALE	1	
25	36665-88L10	..UNIT, RESISTOR MALE	1	
26	36667-96L00	..WIRE, GAUGE ADAPTER	1	
27	36667-96L10	WIRE, DUAL GAUGE ADAPTER	1	

FIG.601H

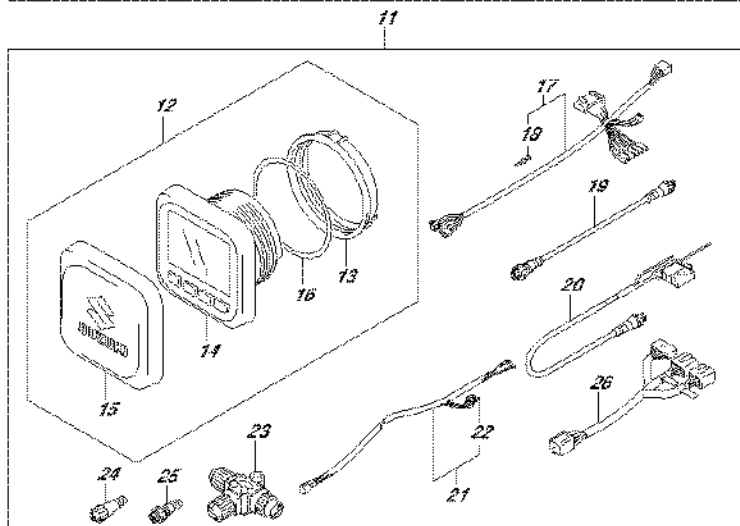
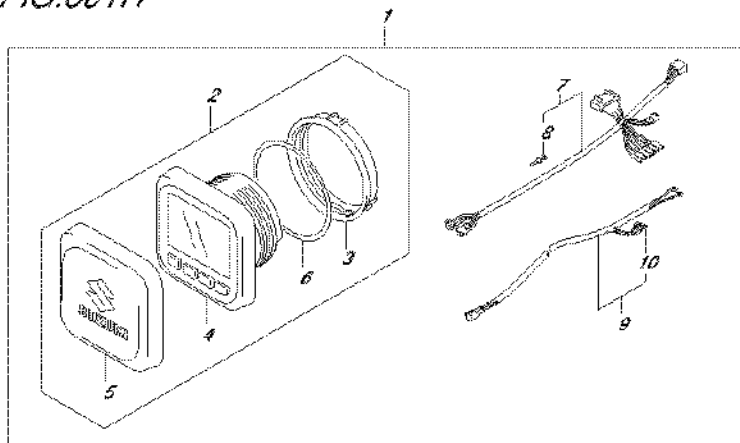


FIG.601H (5-I-12) OPT:MULTI FUNCTION GAUGE (1) (DF175ZG E40)

REF NO.	PART NO.	DESCRIPTION	Q'TY	REMARKS
1	34000-96L20	KIT, SINGLE GAUGE ELECTRIC	1	
2	34011-96L00	..GAUGE SET, MULTI	1	
3	34112-96L00	..NUT, GAUGE	1	
4	34193-96L00	..BEZEL, GAUGE	1	
5	34211-96L00	..COVER, GAUGE	1	
6	34825-96L00	..PACKING, GAUGE	1	
7	36661-96L00	..ADAPTER, GAUGE	1	
8	36615-96300	..TERMINAL, RESIN	5	
9	36663-98J10	..WIRE, GAUGE POWER	1	
10	09481-05501	..FUSE (5A)	1	
11	34000-96L30	KIT, DUAL GAUGE ELECTRIC	1	
12	34011-96L00	..GAUGE SET, MULTI	2	
13	34112-96L00	..NUT, GAUGE	2	
14	34193-96L00	..BEZEL, GAUGE	2	
15	34211-96L00	..COVER, GAUGE	2	
16	34825-96L00	..PACKING, GAUGE	2	
17	36661-96L00	..ADAPTER, GAUGE	1	
18	36615-96300	..TERMINAL, RESIN	5	
19	36662-88L10	..WIRE, 2 EXTENSION	2	
20	36663-88L00	..HARNESS ASSY, NETWORK POWER	1	
21	36663-98J10	..WIRE, GAUGE POWER	1	
22	09481-05501	..FUSE (5A)	1	
23	36664-88L00	..CONNECTOR, BRANCH	2	
24	36665-88L00	..UNIT, RESISTOR FEMALE	1	
25	36665-88L10	..UNIT, RESISTOR MALE	1	
26	36667-96L00	..WIRE, GAUGE ADAPTER	1	
27	36667-96L10	WIRE, DUAL GAUGE ADAPTER	1	

FIG.602A

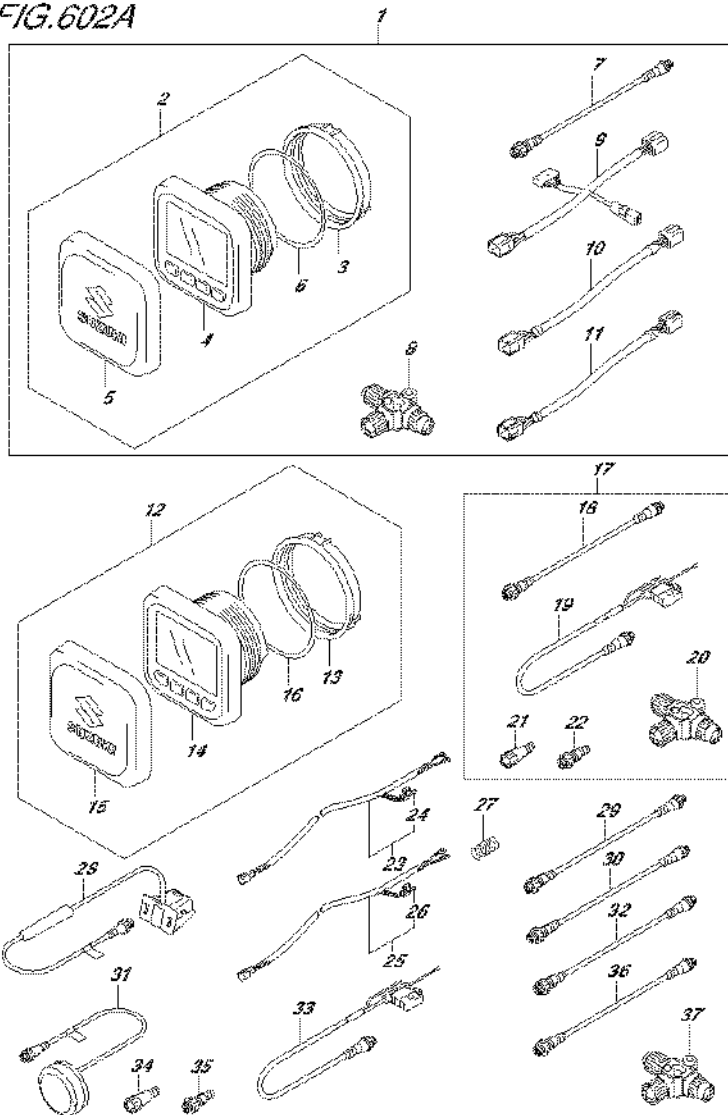


FIG.602A (5-I-13) OPT:MULTI FUNCTION GAUGE (2) (DF150TG E01)

REF NO.	PART NO.	DESCRIPTION	Q'TY	REMARKS
1	34002-96L00	KIT, DUAL STATION	1	
2	34011-96L00	.GAUGE SET, MULTI	1	
3	34112-96L00	..NUT, GAUGE	1	
4	34193-96L00	..BEZEL, GAUGE	1	
5	34211-96L00	..COVER, GAUGE	1	
6	34825-96L00	..PACKING, GAUGE	1	
7	36662-88L10	.WIRE, 2 EXTENSION	1	
8	36664-88L00	.CONNECTOR, BRANCH	1	
9	36665-96L00	.ADAPTER, DUAL STATION	1	
10	36666-96L00	.ADAPTER, GAUGE POWER	1	
11	36682-92E00	.WIRE, GAUGE EXT	1	
12	34011-96L00	SET, MULTI GAUGE	1	
13	34112-96L00	.NUT, GAUGE	1	
14	34193-96L00	.BEZEL, GAUGE	1	
15	34211-96L00	.COVER, GAUGE	1	
16	34825-96L00	.PACKING, GAUGE	1	
17	36001-88L00	SET, WIRE	1	
18	36662-88L10	.WIRE, 2 EXTENSION	1	
19	36663-88L00	.HARNESS ASSY, NETWORK POWER	1	
20	36664-88L00	.CONNECTOR, BRANCH	1	
21	36665-88L00	.UNIT, RESISTOR FEMALE	1	
22	36665-88L10	.UNIT, RESISTOR MALE	1	
23	36663-98J00	WIRE, GAUGE POWER	1	L:2500
24	09481-05501	.FUSE (5A)	1	
25	36663-98J10	WIRE, GAUGE POWER	1	L:6000
26	09481-05501	.FUSE (5A)	1	
27	67237-98J20	SPRING, DETENT	1	
28	34190-88L00	SENSOR ASSY, PAD WHEEL	1	
29	36662-88L20	WIRE, 6 EXTENSION	1	
30	36662-88L30	WIRE, 15 EXTENSION	1	
31	39950-88L01	MODULE ASSY, GPS RECEIVER	1	
32	36662-88L00	WIRE, 25 EXTENSION	1	
33	36663-88L00	HARNESS ASSY, NETWORK POWER	1	
34	36665-88L00	UNIT, RESISTOR FEMALE	1	

FIG.602A

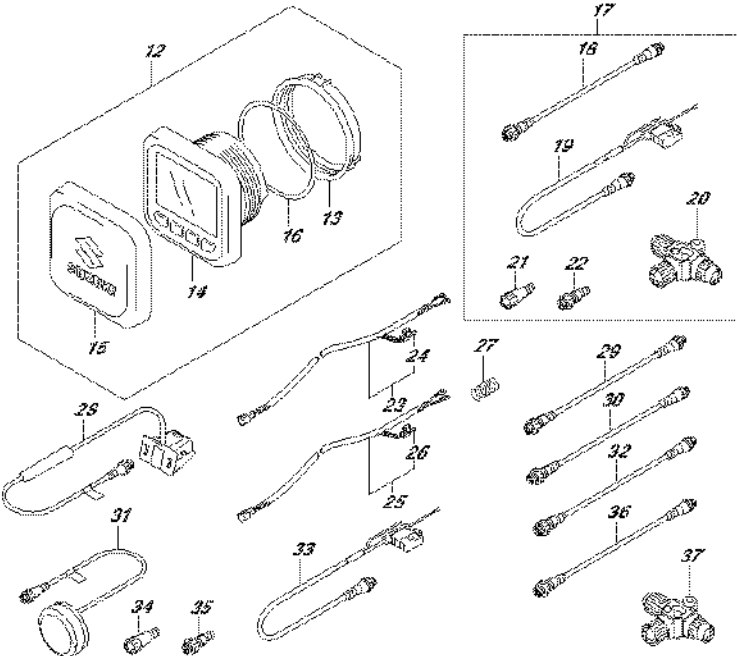
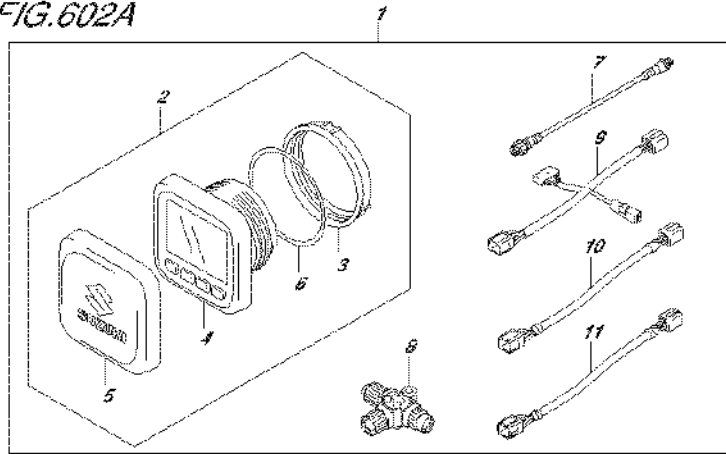


FIG.602A (5-I-14) OPT:MULTI FUNCTION GAUGE (2) (DF150TG E01)

REF NO.	PART NO.	DESCRIPTION	Q'TY	REMARKS
35	36665-88L10	UNIT, RESISTOR MALE	1	
36	36662-88L10	WIRE, 2 EXTENSION	1	
37	36664-88L00	CONNECTOR, BRANCH	1	

FIG.602B

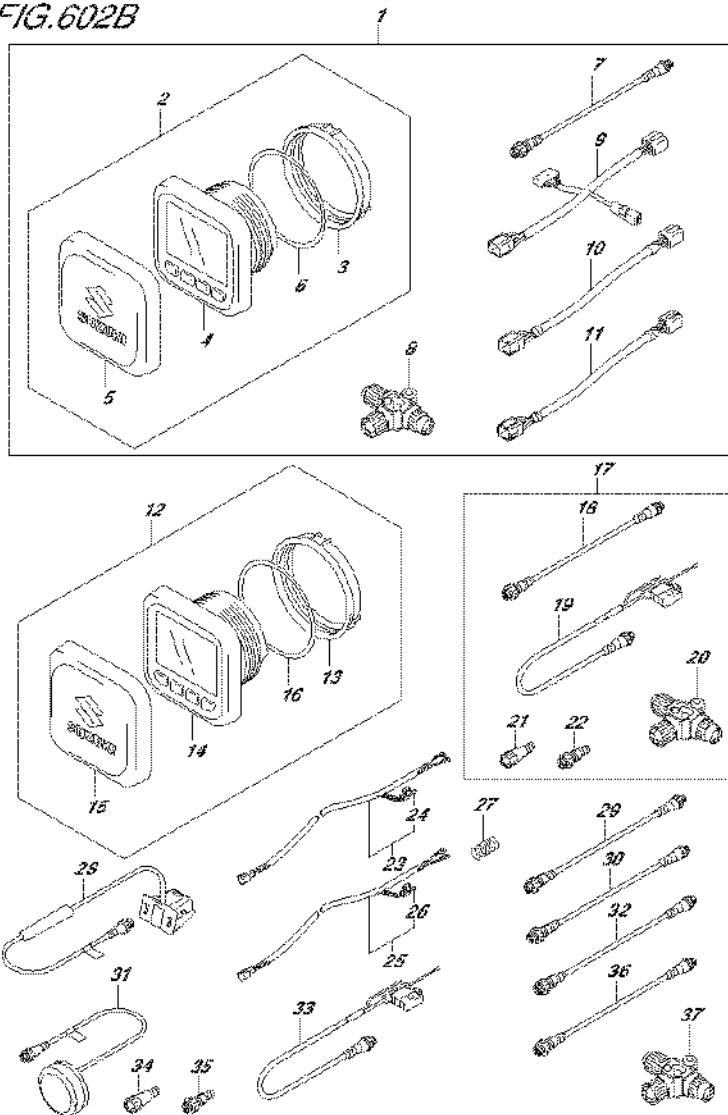


FIG.602B (5-I-15) OPT:MULTI FUNCTION GAUGE (2) (DF150TG E40)

REF NO.	PART NO.	DESCRIPTION	Q'TY	REMARKS
1	34002-96L00	KIT, DUAL STATION	1	
2	34011-96L00	.GAUGE SET, MULTI	1	
3	34112-96L00	..NUT, GAUGE	1	
4	34193-96L00	..BEZEL, GAUGE	1	
5	34211-96L00	..COVER, GAUGE	1	
6	34825-96L00	..PACKING, GAUGE	1	
7	36662-88L10	.WIRE, 2 EXTENSION	1	
8	36664-88L00	.CONNECTOR, BRANCH	1	
9	36665-96L00	.ADAPTER, DUAL STATION	1	
10	36666-96L00	.ADAPTER, GAUGE POWER	1	
11	36682-92E00	.WIRE, GAUGE EXT	1	
12	34011-96L00	SET, MULTI GAUGE	1	
13	34112-96L00	.NUT, GAUGE	1	
14	34193-96L00	.BEZEL, GAUGE	1	
15	34211-96L00	.COVER, GAUGE	1	
16	34825-96L00	.PACKING, GAUGE	1	
17	36001-88L00	SET, WIRE	1	
18	36662-88L10	.WIRE, 2 EXTENSION	1	
19	36663-88L00	.HARNES ASSY, NETWORK POWER	1	
20	36664-88L00	.CONNECTOR, BRANCH	1	
21	36665-88L00	.UNIT, RESISTOR FEMALE	1	
22	36665-88L10	.UNIT, RESISTOR MALE	1	
23	36663-98J00	WIRE, GAUGE POWER	1	L:2500
24	09481-05501	.FUSE (5A)	1	
25	36663-98J10	WIRE, GAUGE POWER	1	L:6000
26	09481-05501	.FUSE (5A)	1	
27	67237-98J20	SPRING, DETENT	1	
28	34190-88L00	SENSOR ASSY, PAD WHEEL	1	
29	36662-88L20	WIRE, 6 EXTENSION	1	
30	36662-88L30	WIRE, 15 EXTENSION	1	
31	39950-88L01	MODULE ASSY, GPS RECEIVER	1	
32	36662-88L00	WIRE, 25 EXTENSION	1	
33	36663-88L00	HARNES ASSY, NETWORK POWER	1	
34	36665-88L00	UNIT, RESISTOR FEMALE	1	

FIG.602B

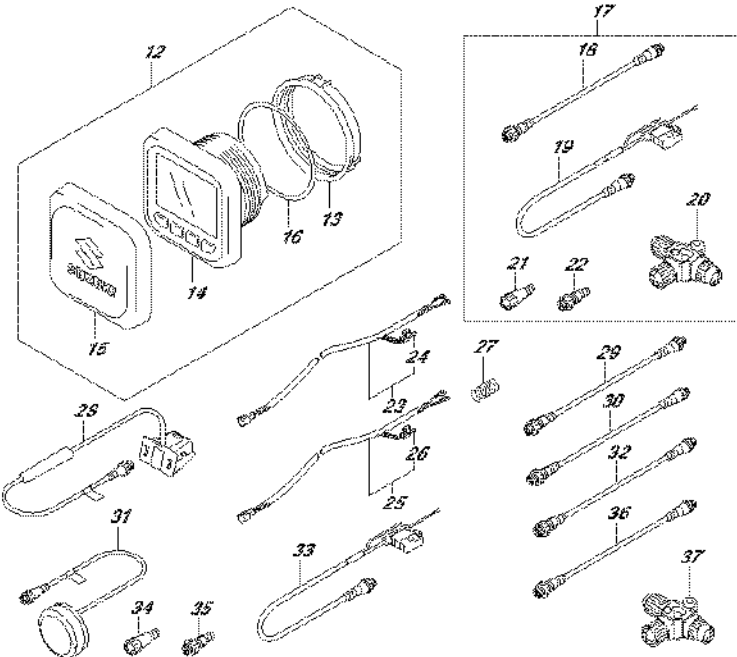
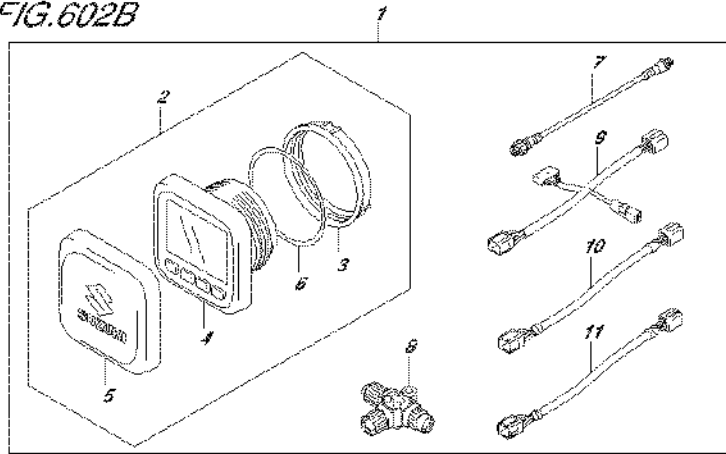


FIG.602B (5-J-2) OPT:MULTI FUNCTION GAUGE (2) (DF150TG E40)

REF NO.	PART NO.	DESCRIPTION	Q'TY	REMARKS
35	36665-88L10	UNIT, RESISTOR MALE	1	
36	36662-88L10	WIRE, 2 EXTENSION	1	
37	36664-88L00	CONNECTOR, BRANCH	1	

FIG.602C

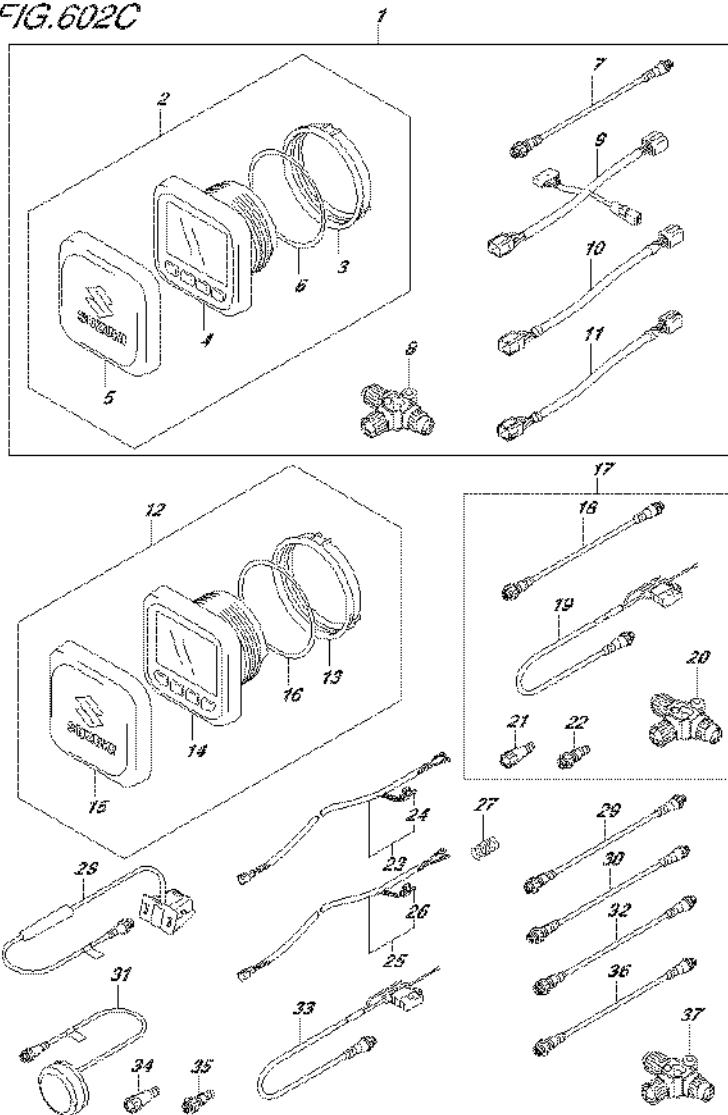


FIG.602C (5-J-3) OPT:MULTI FUNCTION GAUGE (2) (DF150ZG E01)

REF NO.	PART NO.	DESCRIPTION	Q'TY	REMARKS
1	34002-96L00	KIT, DUAL STATION	1	
2	34011-96L00	.GAUGE SET, MULTI	1	
3	34112-96L00	..NUT, GAUGE	1	
4	34193-96L00	..BEZEL, GAUGE	1	
5	34211-96L00	..COVER, GAUGE	1	
6	34825-96L00	..PACKING, GAUGE	1	
7	36662-88L10	.WIRE, 2 EXTENSION	1	
8	36664-88L00	.CONNECTOR, BRANCH	1	
9	36665-96L00	.ADAPTER, DUAL STATION	1	
10	36666-96L00	.ADAPTER, GAUGE POWER	1	
11	36682-92E00	.WIRE, GAUGE EXT	1	
12	34011-96L00	SET, MULTI GAUGE	1	
13	34112-96L00	.NUT, GAUGE	1	
14	34193-96L00	.BEZEL, GAUGE	1	
15	34211-96L00	.COVER, GAUGE	1	
16	34825-96L00	.PACKING, GAUGE	1	
17	36001-88L00	SET, WIRE	1	
18	36662-88L10	.WIRE, 2 EXTENSION	1	
19	36663-88L00	.HARNES ASSY, NETWORK POWER	1	
20	36664-88L00	.CONNECTOR, BRANCH	1	
21	36665-88L00	.UNIT, RESISTOR FEMALE	1	
22	36665-88L10	.UNIT, RESISTOR MALE	1	
23	36663-98J00	WIRE, GAUGE POWER	1	L:2500
24	09481-05501	.FUSE (5A)	1	
25	36663-98J10	WIRE, GAUGE POWER	1	L:6000
26	09481-05501	.FUSE (5A)	1	
27	67237-98J20	SPRING, DETENT	1	
28	34190-88L00	SENSOR ASSY, PAD WHEEL	1	
29	36662-88L20	WIRE, 6 EXTENSION	1	
30	36662-88L30	WIRE, 15 EXTENSION	1	
31	39950-88L01	MODULE ASSY, GPS RECEIVER	1	
32	36662-88L00	WIRE, 25 EXTENSION	1	
33	36663-88L00	HARNES ASSY, NETWORK POWER	1	
34	36665-88L00	UNIT, RESISTOR FEMALE	1	

FIG.602C

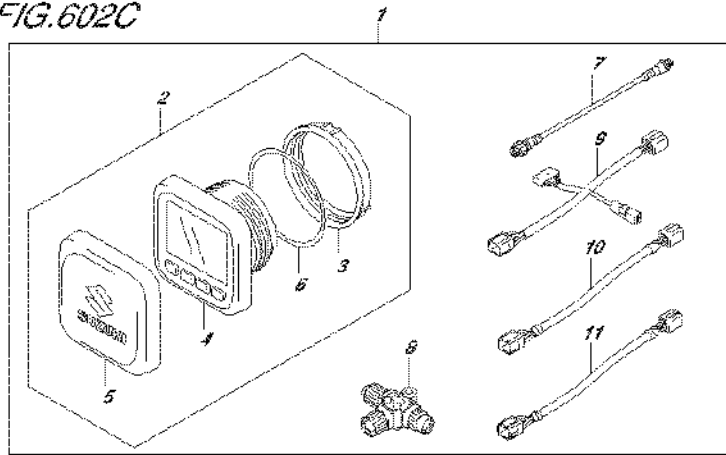


FIG.602C (5-J-4) OPT:MULTI FUNCTION GAUGE (2) (DF150ZG E01)

REF NO.	PART NO.	DESCRIPTION	Q'TY	REMARKS
35	36665-88L10	UNIT, RESISTOR MALE	1	
36	36662-88L10	WIRE, 2 EXTENSION	1	
37	36664-88L00	CONNECTOR, BRANCH	1	

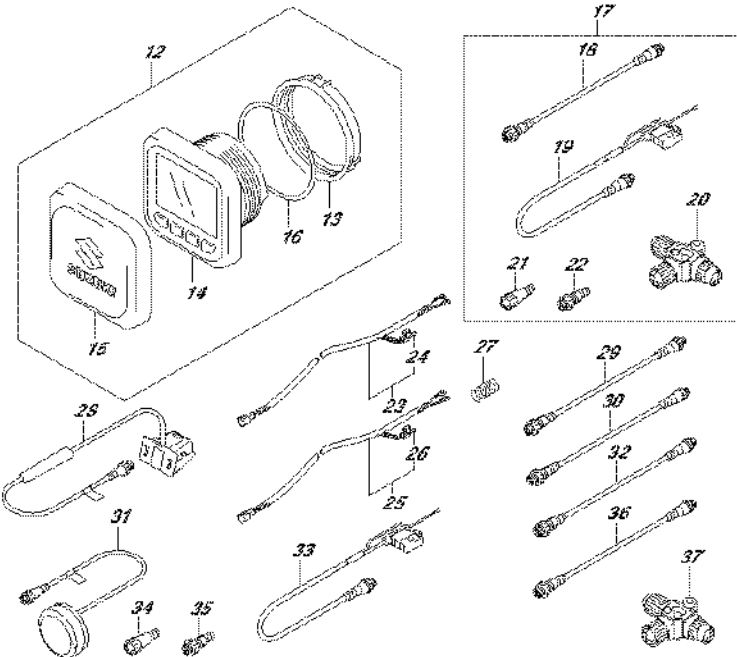


FIG.602D

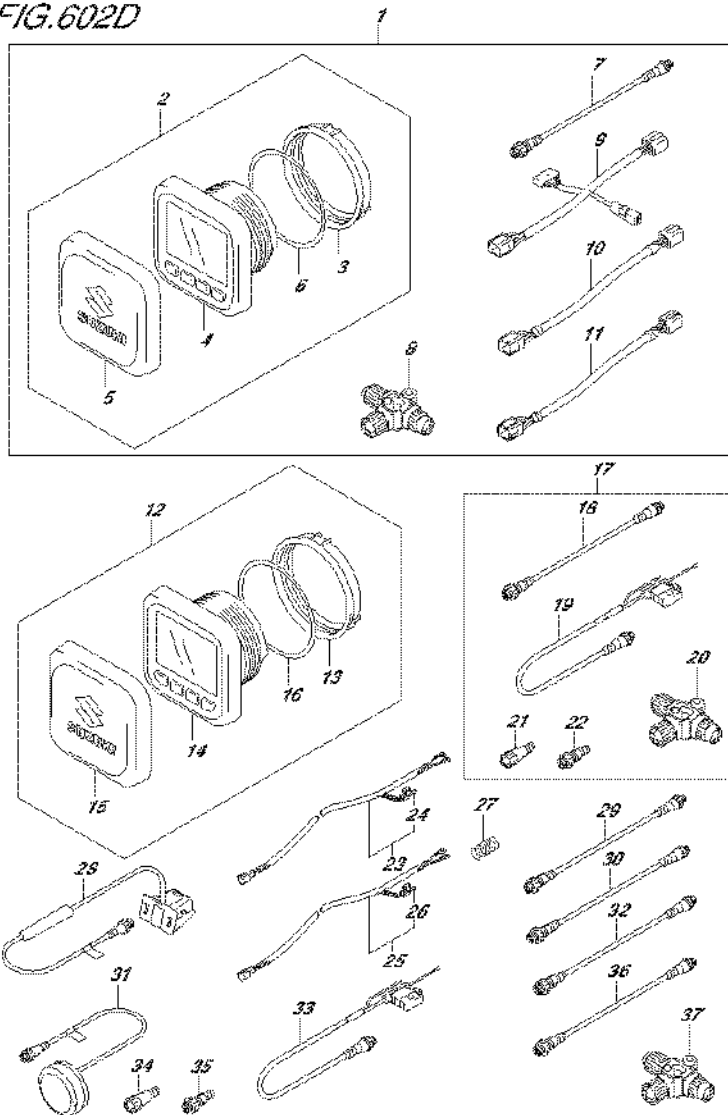


FIG.602D (5-J-5) OPT:MULTI FUNCTION GAUGE (2) (DF150ZG E40)

REF NO.	PART NO.	DESCRIPTION	Q'TY	REMARKS
1	34002-96L00	KIT, DUAL STATION	1	
2	34011-96L00	.GAUGE SET, MULTI	1	
3	34112-96L00	..NUT, GAUGE	1	
4	34193-96L00	..BEZEL, GAUGE	1	
5	34211-96L00	..COVER, GAUGE	1	
6	34825-96L00	..PACKING, GAUGE	1	
7	36662-88L10	.WIRE, 2 EXTENSION	1	
8	36664-88L00	.CONNECTOR, BRANCH	1	
9	36665-96L00	.ADAPTER, DUAL STATION	1	
10	36666-96L00	.ADAPTER, GAUGE POWER	1	
11	36682-92E00	.WIRE, GAUGE EXT	1	
12	34011-96L00	SET, MULTI GAUGE	1	
13	34112-96L00	.NUT, GAUGE	1	
14	34193-96L00	.BEZEL, GAUGE	1	
15	34211-96L00	.COVER, GAUGE	1	
16	34825-96L00	.PACKING, GAUGE	1	
17	36001-88L00	SET, WIRE	1	
18	36662-88L10	.WIRE, 2 EXTENSION	1	
19	36663-88L00	.HARNES ASSY, NETWORK POWER	1	
20	36664-88L00	.CONNECTOR, BRANCH	1	
21	36665-88L00	.UNIT, RESISTOR FEMALE	1	
22	36665-88L10	.UNIT, RESISTOR MALE	1	
23	36663-98J00	WIRE, GAUGE POWER	1	L:2500
24	09481-05501	.FUSE (5A)	1	
25	36663-98J10	WIRE, GAUGE POWER	1	L:6000
26	09481-05501	.FUSE (5A)	1	
27	67237-98J20	SPRING, DETENT	1	
28	34190-88L00	SENSOR ASSY, PAD WHEEL	1	
29	36662-88L20	WIRE, 6 EXTENSION	1	
30	36662-88L30	WIRE, 15 EXTENSION	1	
31	39950-88L01	MODULE ASSY, GPS RECEIVER	1	
32	36662-88L00	WIRE, 25 EXTENSION	1	
33	36663-88L00	HARNES ASSY, NETWORK POWER	1	
34	36665-88L00	UNIT, RESISTOR FEMALE	1	

FIG.602D

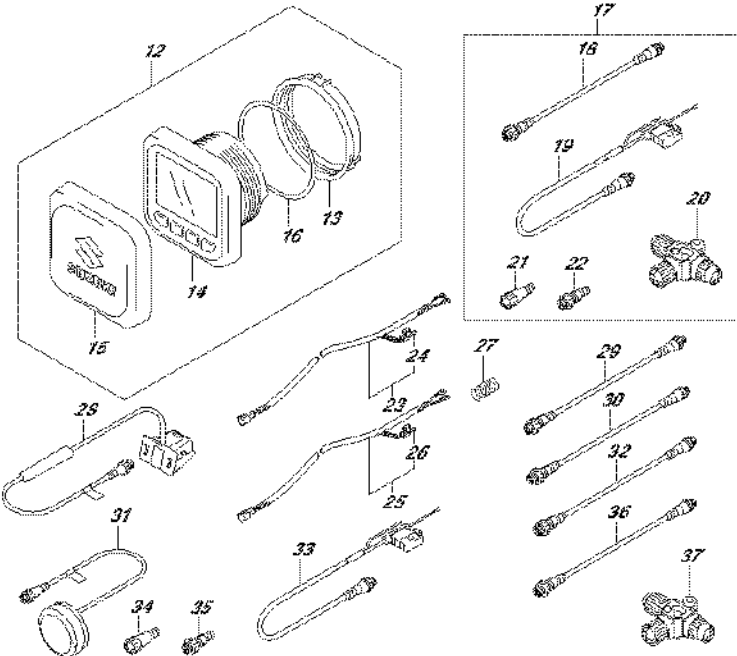
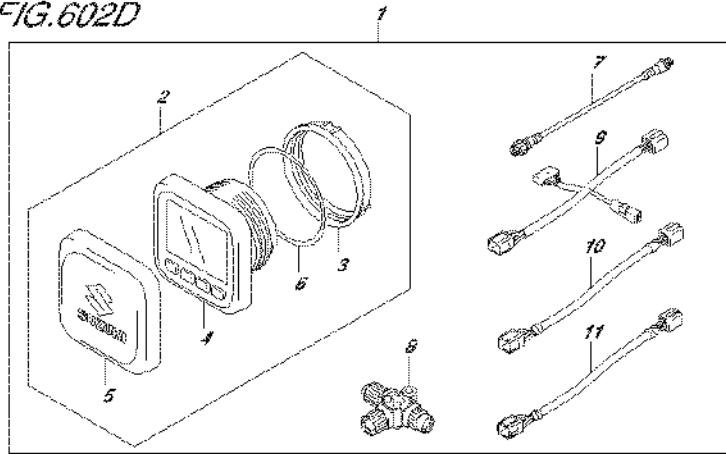


FIG.602D (5-J-6) OPT:MULTI FUNCTION GAUGE (2) (DF150ZG E40)

REF NO.	PART NO.	DESCRIPTION	Q'TY	REMARKS
35	36665-88L10	UNIT, RESISTOR MALE	1	
36	36662-88L10	WIRE, 2 EXTENSION	1	
37	36664-88L00	CONNECTOR, BRANCH	1	

FIG.602E

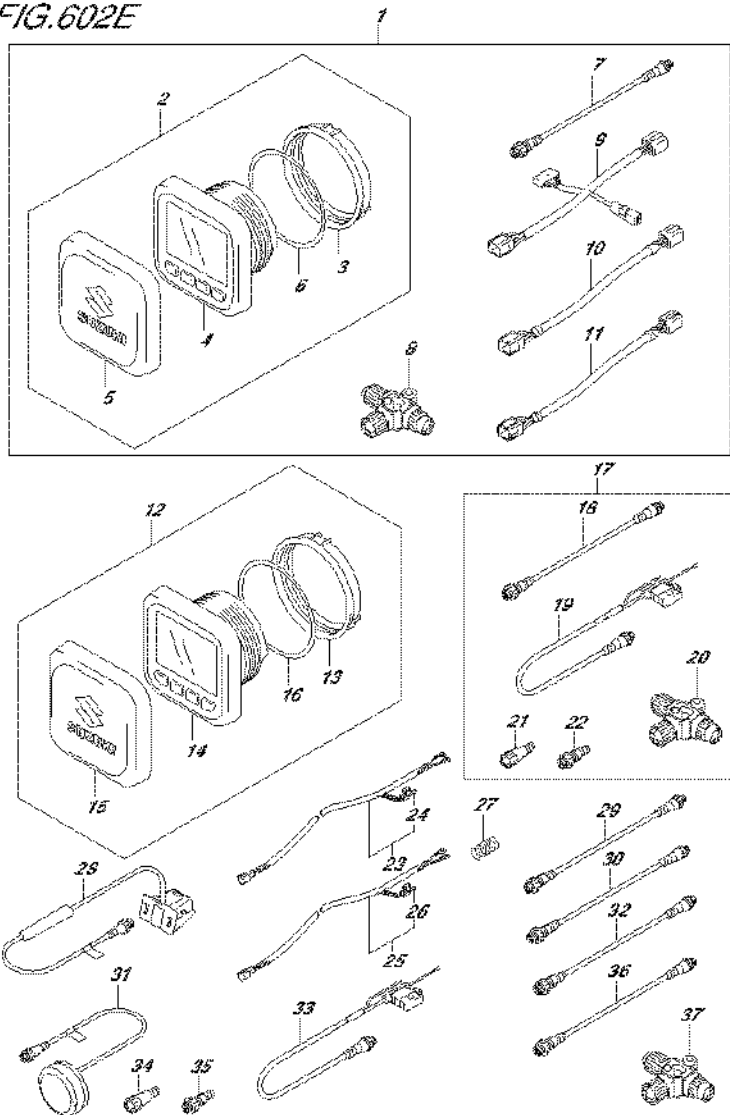


FIG.602E (5-J-7) OPT:MULTI FUNCTION GAUGE (2) (DF175TG E01)

REF NO.	PART NO.	DESCRIPTION	Q'TY	REMARKS
1	34002-96L00	KIT, DUAL STATION	1	
2	34011-96L00	.GAUGE SET, MULTI	1	
3	34112-96L00	..NUT, GAUGE	1	
4	34193-96L00	..BEZEL, GAUGE	1	
5	34211-96L00	..COVER, GAUGE	1	
6	34825-96L00	..PACKING, GAUGE	1	
7	36662-88L10	.WIRE, 2 EXTENSION	1	
8	36664-88L00	.CONNECTOR, BRANCH	1	
9	36665-96L00	.ADAPTER, DUAL STATION	1	
10	36666-96L00	.ADAPTER, GAUGE POWER	1	
11	36682-92E00	.WIRE, GAUGE EXT	1	
12	34011-96L00	SET, MULTI GAUGE	1	
13	34112-96L00	.NUT, GAUGE	1	
14	34193-96L00	.BEZEL, GAUGE	1	
15	34211-96L00	.COVER, GAUGE	1	
16	34825-96L00	.PACKING, GAUGE	1	
17	36001-88L00	SET, WIRE	1	
18	36662-88L10	.WIRE, 2 EXTENSION	1	
19	36663-88L00	.HARNESS ASSY, NETWORK POWER	1	
20	36664-88L00	.CONNECTOR, BRANCH	1	
21	36665-88L00	.UNIT, RESISTOR FEMALE	1	
22	36665-88L10	.UNIT, RESISTOR MALE	1	
23	36663-98J00	WIRE, GAUGE POWER	1	L:2500
24	09481-05501	.FUSE (5A)	1	
25	36663-98J10	WIRE, GAUGE POWER	1	L:6000
26	09481-05501	.FUSE (5A)	1	
27	67237-98J20	SPRING, DETENT	1	
28	34190-88L00	SENSOR ASSY, PAD WHEEL	1	
29	36662-88L20	WIRE, 6 EXTENSION	1	
30	36662-88L30	WIRE, 15 EXTENSION	1	
31	39950-88L01	MODULE ASSY, GPS RECEIVER	1	
32	36662-88L00	WIRE, 25 EXTENSION	1	
33	36663-88L00	HARNESS ASSY, NETWORK POWER	1	
34	36665-88L00	UNIT, RESISTOR FEMALE	1	

FIG.602E

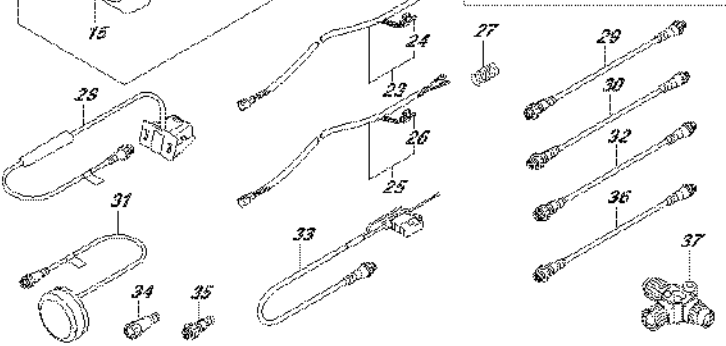
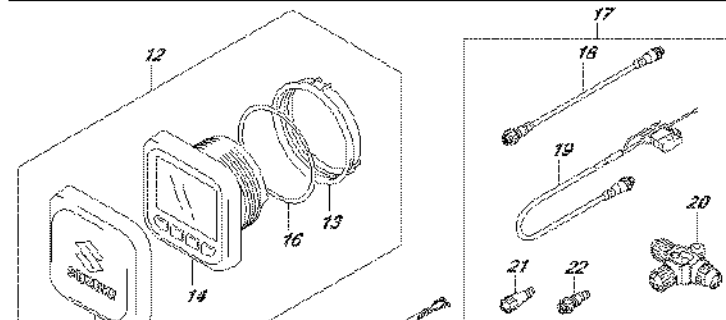
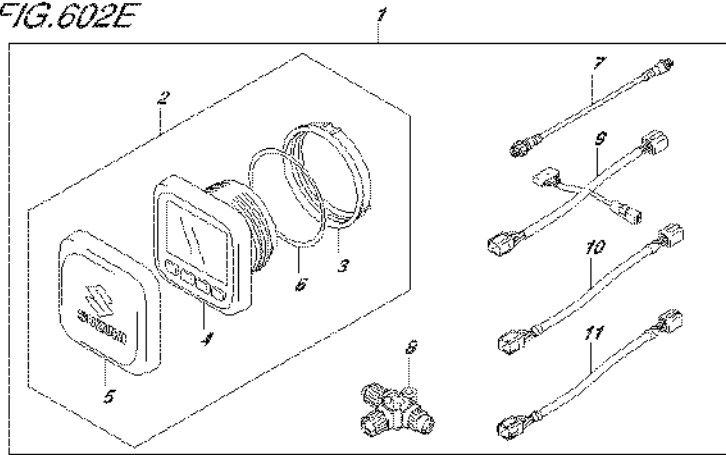


FIG.602E (5-J-8) OPT:MULTI FUNCTION GAUGE (2) (DF175TG E01)

REF NO.	PART NO.	DESCRIPTION	Q'TY	REMARKS
35	36665-88L10	UNIT, RESISTOR MALE	1	
36	36662-88L10	WIRE, 2 EXTENSION	1	
37	36664-88L00	CONNECTOR, BRANCH	1	

FIG.602F

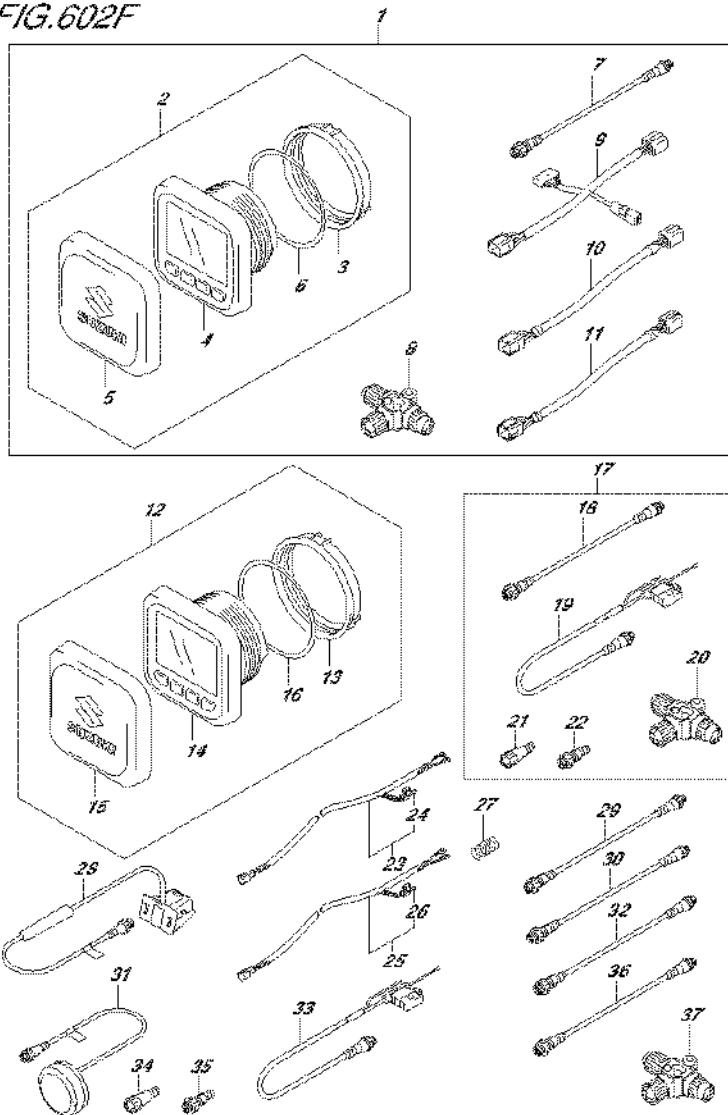


FIG.602F (5-J-9) OPT:MULTI FUNCTION GAUGE (2) (DF175TG E40)

REF NO.	PART NO.	DESCRIPTION	Q'TY	REMARKS
1	34002-96L00	KIT, DUAL STATION	1	
2	34011-96L00	.GAUGE SET, MULTI	1	
3	34112-96L00	..NUT, GAUGE	1	
4	34193-96L00	..BEZEL, GAUGE	1	
5	34211-96L00	..COVER, GAUGE	1	
6	34825-96L00	..PACKING, GAUGE	1	
7	36662-88L10	.WIRE, 2 EXTENSION	1	
8	36664-88L00	.CONNECTOR, BRANCH	1	
9	36665-96L00	.ADAPTER, DUAL STATION	1	
10	36666-96L00	.ADAPTER, GAUGE POWER	1	
11	36682-92E00	.WIRE, GAUGE EXT	1	
12	34011-96L00	SET, MULTI GAUGE	1	
13	34112-96L00	.NUT, GAUGE	1	
14	34193-96L00	.BEZEL, GAUGE	1	
15	34211-96L00	.COVER, GAUGE	1	
16	34825-96L00	.PACKING, GAUGE	1	
17	36001-88L00	SET, WIRE	1	
18	36662-88L10	.WIRE, 2 EXTENSION	1	
19	36663-88L00	.HARNES ASSY, NETWORK POWER	1	
20	36664-88L00	.CONNECTOR, BRANCH	1	
21	36665-88L00	.UNIT, RESISTOR FEMALE	1	
22	36665-88L10	.UNIT, RESISTOR MALE	1	
23	36663-98J00	WIRE, GAUGE POWER	1	L:2500
24	09481-05501	.FUSE (5A)	1	
25	36663-98J10	WIRE, GAUGE POWER	1	L:6000
26	09481-05501	.FUSE (5A)	1	
27	67237-98J20	SPRING, DETENT	1	
28	34190-88L00	SENSOR ASSY, PAD WHEEL	1	
29	36662-88L20	WIRE, 6 EXTENSION	1	
30	36662-88L30	WIRE, 15 EXTENSION	1	
31	39950-88L01	MODULE ASSY, GPS RECEIVER	1	
32	36662-88L00	WIRE, 25 EXTENSION	1	
33	36663-88L00	HARNES ASSY, NETWORK POWER	1	
34	36665-88L00	UNIT, RESISTOR FEMALE	1	

FIG.602F

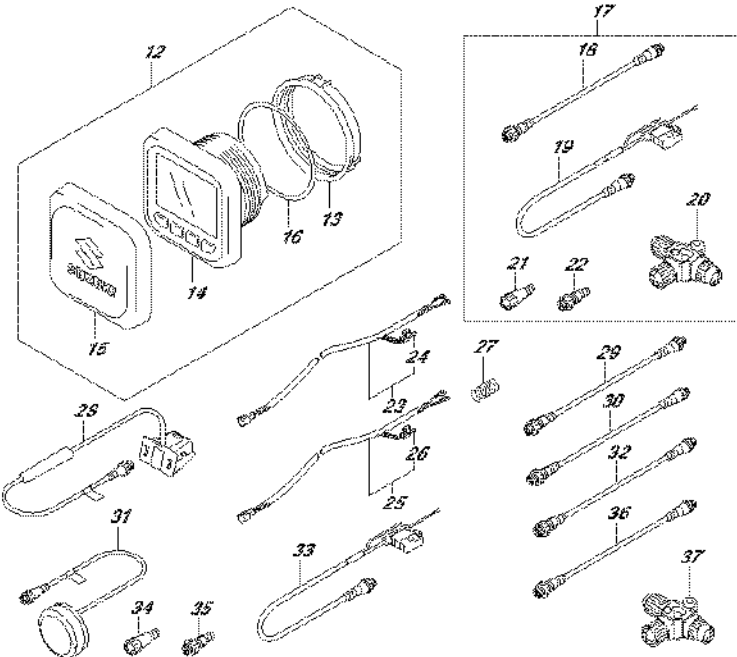
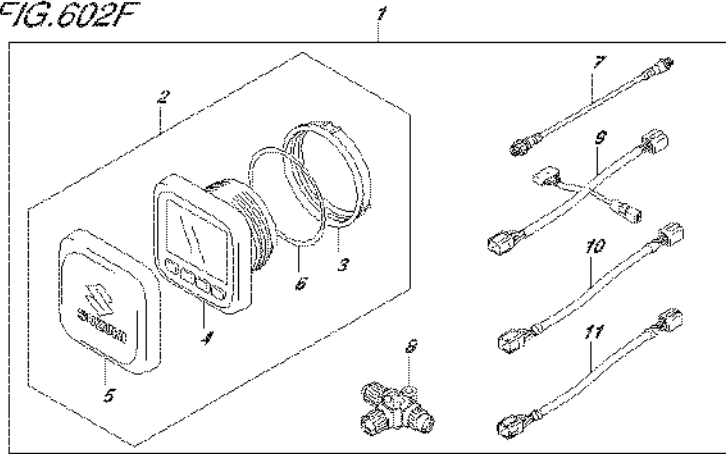


FIG.602F (5-J-10) OPT:MULTI FUNCTION GAUGE (2) (DF175TG E40)

REF NO.	PART NO.	DESCRIPTION	Q'TY	REMARKS
35	36665-88L10	UNIT, RESISTOR MALE	1	
36	36662-88L10	WIRE, 2 EXTENSION	1	
37	36664-88L00	CONNECTOR, BRANCH	1	

FIG.602G

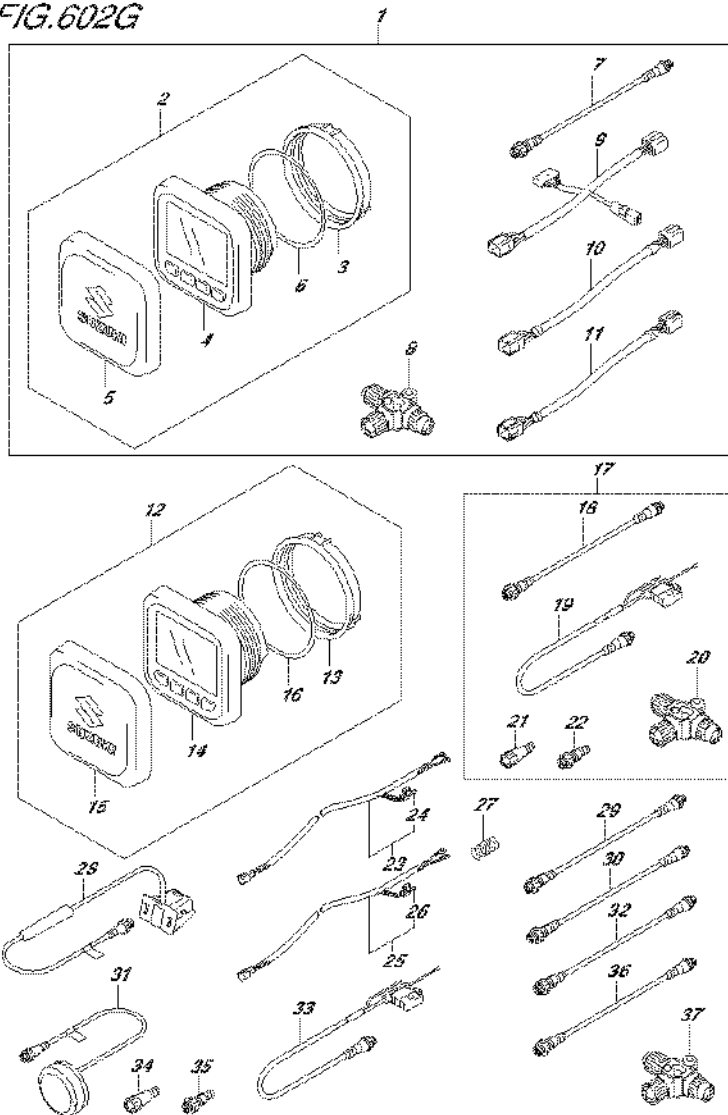


FIG.602G (5-J-11) OPT:MULTI FUNCTION GAUGE (2) (DF175ZG E01)

REF NO.	PART NO.	DESCRIPTION	Q'TY	REMARKS
1	34002-96L00	KIT, DUAL STATION	1	
2	34011-96L00	.GAUGE SET, MULTI	1	
3	34112-96L00	..NUT, GAUGE	1	
4	34193-96L00	..BEZEL, GAUGE	1	
5	34211-96L00	..COVER, GAUGE	1	
6	34825-96L00	..PACKING, GAUGE	1	
7	36662-88L10	.WIRE, 2 EXTENSION	1	
8	36664-88L00	.CONNECTOR, BRANCH	1	
9	36665-96L00	.ADAPTER, DUAL STATION	1	
10	36666-96L00	.ADAPTER, GAUGE POWER	1	
11	36682-92E00	.WIRE, GAUGE EXT	1	
12	34011-96L00	SET, MULTI GAUGE	1	
13	34112-96L00	.NUT, GAUGE	1	
14	34193-96L00	.BEZEL, GAUGE	1	
15	34211-96L00	.COVER, GAUGE	1	
16	34825-96L00	.PACKING, GAUGE	1	
17	36001-88L00	SET, WIRE	1	
18	36662-88L10	.WIRE, 2 EXTENSION	1	
19	36663-88L00	.HARNESS ASSY, NETWORK POWER	1	
20	36664-88L00	.CONNECTOR, BRANCH	1	
21	36665-88L00	.UNIT, RESISTOR FEMALE	1	
22	36665-88L10	.UNIT, RESISTOR MALE	1	
23	36663-98J00	WIRE, GAUGE POWER	1	L:2500
24	09481-05501	.FUSE (5A)	1	
25	36663-98J10	WIRE, GAUGE POWER	1	L:6000
26	09481-05501	.FUSE (5A)	1	
27	67237-98J20	SPRING, DETENT	1	
28	34190-88L00	SENSOR ASSY, PAD WHEEL	1	
29	36662-88L20	WIRE, 6 EXTENSION	1	
30	36662-88L30	WIRE, 15 EXTENSION	1	
31	39950-88L01	MODULE ASSY, GPS RECEIVER	1	
32	36662-88L00	WIRE, 25 EXTENSION	1	
33	36663-88L00	HARNESS ASSY, NETWORK POWER	1	
34	36665-88L00	UNIT, RESISTOR FEMALE	1	

FIG.602G

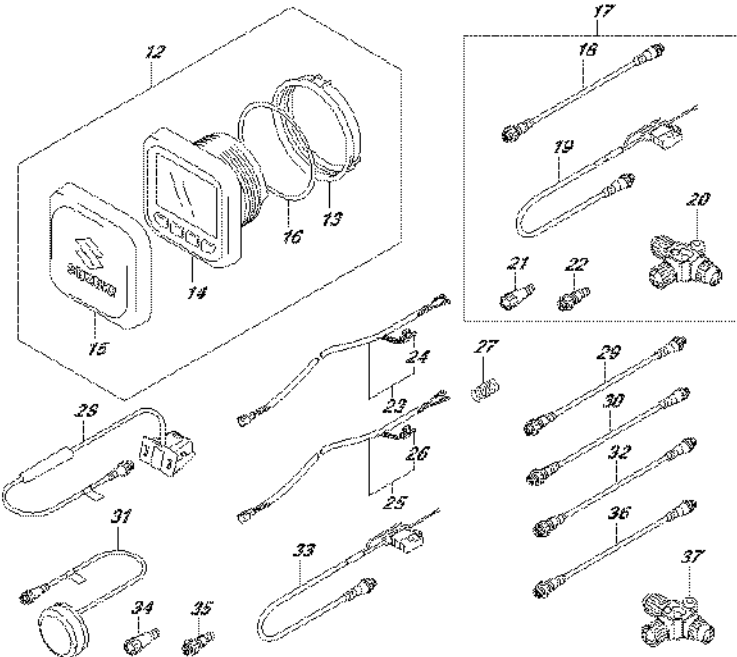
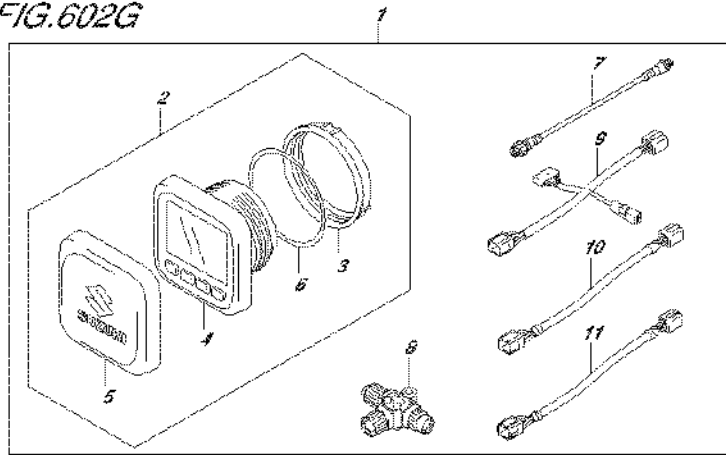


FIG.602G (5-J-12) OPT:MULTI FUNCTION GAUGE (2) (DF175ZG E01)

REF NO.	PART NO.	DESCRIPTION	Q'TY	REMARKS
35	36665-88L10	UNIT, RESISTOR MALE	1	
36	36662-88L10	WIRE, 2 EXTENSION	1	
37	36664-88L00	CONNECTOR, BRANCH	1	

FIG.602H

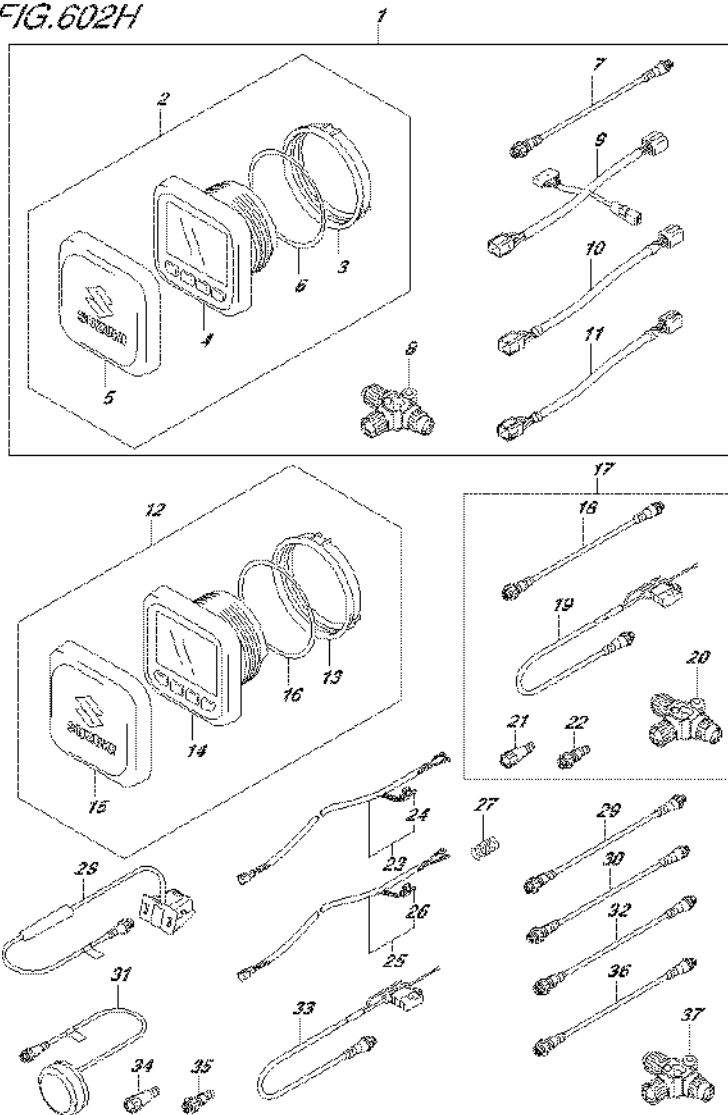


FIG.602H (5-J-13) OPT:MULTI FUNCTION GAUGE (2) (DF175ZG E40)

REF NO.	PART NO.	DESCRIPTION	Q'TY	REMARKS
1	34002-96L00	KIT, DUAL STATION	1	
2	34011-96L00	.GAUGE SET, MULTI	1	
3	34112-96L00	..NUT, GAUGE	1	
4	34193-96L00	..BEZEL, GAUGE	1	
5	34211-96L00	..COVER, GAUGE	1	
6	34825-96L00	..PACKING, GAUGE	1	
7	36662-88L10	.WIRE, 2 EXTENSION	1	
8	36664-88L00	.CONNECTOR, BRANCH	1	
9	36665-96L00	.ADAPTER, DUAL STATION	1	
10	36666-96L00	.ADAPTER, GAUGE POWER	1	
11	36682-92E00	.WIRE, GAUGE EXT	1	
12	34011-96L00	SET, MULTI GAUGE	1	
13	34112-96L00	.NUT, GAUGE	1	
14	34193-96L00	.BEZEL, GAUGE	1	
15	34211-96L00	.COVER, GAUGE	1	
16	34825-96L00	.PACKING, GAUGE	1	
17	36001-88L00	SET, WIRE	1	
18	36662-88L10	.WIRE, 2 EXTENSION	1	
19	36663-88L00	.HARNES ASSY, NETWORK POWER	1	
20	36664-88L00	.CONNECTOR, BRANCH	1	
21	36665-88L00	.UNIT, RESISTOR FEMALE	1	
22	36665-88L10	.UNIT, RESISTOR MALE	1	
23	36663-98J00	WIRE, GAUGE POWER	1	L:2500
24	09481-05501	.FUSE (5A)	1	
25	36663-98J10	WIRE, GAUGE POWER	1	L:6000
26	09481-05501	.FUSE (5A)	1	
27	67237-98J20	SPRING, DETENT	1	
28	34190-88L00	SENSOR ASSY, PAD WHEEL	1	
29	36662-88L20	WIRE, 6 EXTENSION	1	
30	36662-88L30	WIRE, 15 EXTENSION	1	
31	39950-88L01	MODULE ASSY, GPS RECEIVER	1	
32	36662-88L00	WIRE, 25 EXTENSION	1	
33	36663-88L00	HARNES ASSY, NETWORK POWER	1	
34	36665-88L00	UNIT, RESISTOR FEMALE	1	

FIG.602H

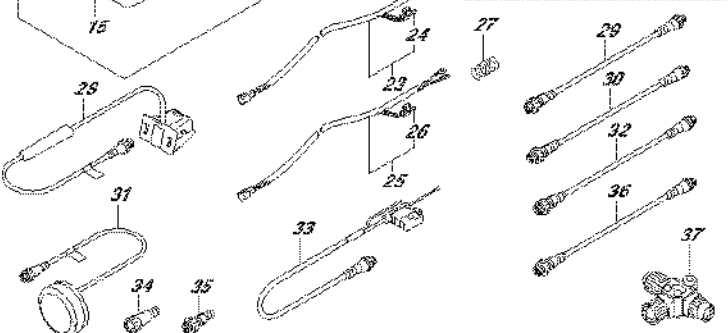
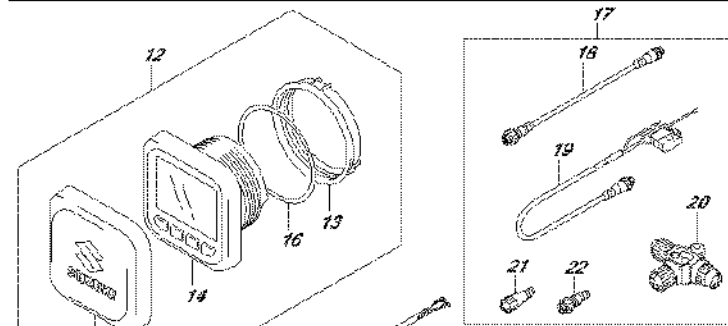
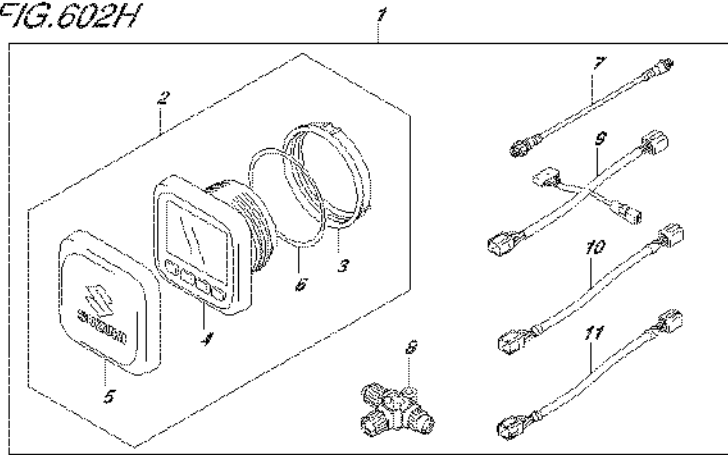


FIG.602H (5-J-14) OPT:MULTI FUNCTION GAUGE (2) (DF175ZG E40)

REF NO.	PART NO.	DESCRIPTION	Q'TY	REMARKS
35	36665-88L10	UNIT, RESISTOR MALE	1	
36	36662-88L10	WIRE, 2 EXTENSION	1	
37	36664-88L00	CONNECTOR, BRANCH	1	

PART NO.	FIG.NO.-REF.NO.	PART NO.	FIG.NO.-REF.NO.	PART NO.	FIG.NO.-REF.NO.
10000			111P-33		111R-10
			111R-33		111S-10
		11116-93J01	111S-33	11170-96J00	585A-2
			111A-7		111A-22
			111B-7		111B-22
	11101-96J02	111A-1	111C-7		111C-22
		111B-1	111D-7		111D-22
		111C-1	111E-7		111E-22
		111D-1	111F-7		111F-22
		111E-1	111G-7		111G-22
	111F-1	111H-7		111H-22	
	111G-1	111J-7	11170-96J11	111J-22	
	111H-1	111K-7		111K-22	
	111J-1	111L-7		111L-22	
	111K-1	111M-7		111M-22	
	111L-1	111N-7		111N-22	
	111M-1	111P-7		111P-22	
	111N-1	111R-7		111R-22	
	111P-1	111S-7		111S-22	
	111R-1	111A-2	11173-96J00	111A-24	
	111S-1	111A-9		111B-24	
11112-84400	111A-6	111B-9		111C-24	
	111B-6	111C-9		111D-24	
	111C-6	111D-9		111E-24	
	111D-6	111E-9		111F-24	
	111E-6	111F-9		111G-24	
	111F-6	111G-9		111H-24	
	111G-6	111H-9		111J-24	
	111H-6	111J-9		111K-24	
	111J-6	111K-9		111L-24	
	111K-6	111L-9		111M-24	
	111L-6	111M-9		111N-24	
	111M-6	111N-9		111P-24	
	111N-6	111P-9		111R-24	
	111P-6	111R-9		111S-24	
	111R-6	111S-9	11174-96J00	111A-30	
11115-93J10-001	111S-6	111A-10		111B-30	
	111A-33	111B-10		111C-30	
	111B-33	111C-10		111D-30	
	111C-33	111D-10		111E-30	
	111D-33	111E-10		111F-30	
	111E-33	111F-10		111G-30	
	111F-33	111G-10		111H-30	
	111G-33	111H-10		111J-30	
	111H-33	111J-10		111K-30	
	111J-33	111K-10		111L-30	
	111K-33	111L-10		111M-30	
	111L-33	111M-10		111N-30	
	111M-33	111N-10		111P-30	
	111N-33	111P-10		111R-30	

PART NO.	FIG.NO.-REF.NO.	PART NO.	FIG.NO.-REF.NO.	PART NO.	FIG.NO.-REF.NO.
11185-96J00	111S-30	11196-96J00	162A-1	11291-96J00	113A-17
	303A-12		162B-1	11292-96J00	140A-9
	303B-12		162C-1	11294-96J00	113A-16
	303C-12		162D-1	11300-96J20	113A-1
	303D-12		162E-1	11318-96J00	113A-9
	303E-12		162F-1		585A-4
	303F-12		162G-1	11330-96J10	118A-1
	303G-12		162H-1	11332-96J00	118A-2
	303H-12		162J-1		585A-5
	303J-12		162K-1	11340-96J00	118A-4
303K-12		162L-1	11342-96J00	118A-5	
303L-12		162M-1		585A-6	
303M-12		162N-1	11382-93J00	118A-7	
303N-12		162P-1	11390-96J00	113A-7	
303P-12		162R-1		11400-96892	
303R-12		162S-1	11430-96J01	585A-1	
303S-12		111A-2	11489-96J01	180A-1	
111A-23	11216-90J00	111B-2		180A-8	
111B-23		111C-2		585A-9	
111C-23		111D-2	11501-96J03-0EP	180A-9-1	
111D-23		111E-2	11501-96J03-Y5S	180A-9-2	
111E-23		111F-2	11510-96J04	135A-6	
111F-23		111G-2		135B-6	
111G-23		111H-2		135C-6	
111H-23		111I-2		135D-6	
111J-23		111J-2		135E-6	
111K-23		111K-2		135F-6	
111L-23		111L-2		135G-6	
111M-23		111M-2		135H-6	
111N-23		111N-2		135J-6	
111P-23		111P-2		135K-6	
111R-23		111R-2		135L-6	
111S-23	11261-93J00	111S-2		135M-6	
585A-3		111A-17		135N-6	
111A-28		111B-17		135P-6	
111B-28		111C-17		135R-6	
111C-28		111D-17		135S-6	
111D-28		111E-17	11540-96J01	180A-3	
111E-28		111F-17	11543-96J00	180A-6	
111F-28		111G-17	11544-96J00	180A-10	
111G-28		111H-17	11550-96J00-0EP	180A-15-1	
111H-28		111J-17	11550-96J00-Y5S	180A-15-2	
111I-28		111K-17	11552-96J00	180A-16	
111J-28		111L-17		585A-10	
111K-28		111M-17	12100-96811-025	116A-6-2	
111L-28		111N-17	12100-96811-0A0	116A-6-1	
111M-28		111P-17	12100-96J01-050	116A-14	
111N-28		111R-17	12111-96J01-0B0	116A-1	
111P-28		111S-17	12140-96J00	116A-2	
111R-28		113A-11	12140-96J00-050	116A-15	
111S-28		140A-4	12151-96J00	116A-3	

PART NO.	FIG.NO.-REF.NO.	PART NO.	FIG.NO.-REF.NO.	PART NO.	FIG.NO.-REF.NO.
12160-96J10	116A-4		121K-2		121P-6
12221-96J10	116A-7		121N-2		121R-6
12242-96J00	116A-10		121P-2		121S-6
12300-85830	116A-9-1	12705-96J40	121C-2	12753-93J00	121J-7
12300-85830-012	116A-9-2		121D-2		121K-7
12300-96811-0BA	116A-8-6		121G-2		121L-7
12300-96811-0CA	116A-8-7		121H-2		121M-7
12300-96811-0DA	116A-8-8	12705-96J50	121L-2		121N-7
12300-96811-0EA	116A-8-9		121M-2		121P-7
12300-96811-0FA	116A-8-10		121R-2		121R-7
12340-96J01-0B0	116A-8-1		121S-2		121S-7
12340-96J01-0C0	116A-8-2	12730-96J01	119A-1	12761-96J00	119A-9
12340-96J01-0D0	116A-8-3	12734-96J00	119A-3	12772-96J00	119A-10
12340-96J01-0E0	116A-8-4	12740-96J00	121J-4	12810-96J00	119A-12
12340-96J01-0F0	116A-8-5		121K-4	12812-90J00	119A-14
12600-96J01	118A-9		121L-4	12813-73G00	119A-13
12632-96J00	175A-1		121M-4	12831-93J01	119A-16
12643-96J00	118A-10		121N-4	12891-93J00	121A-10
12644-96J00	118A-11		121P-4		121B-10
12645-96J00	118A-15		121R-4		121C-10
12650-96J10	118A-16		121S-4		121D-10
12660-96J10	118A-14	12748-96J00	121A-3		121E-10
12662-96J00	118A-23		121B-3		121F-10
12665-96J00	118A-17		121C-3		121G-10
12670-96J00	118A-25		121D-3		121H-10
12671-96J01	118A-26		121E-3		121J-12
12672-96J01	118A-27		121F-3		121K-12
12673-96J00	118A-29		121G-3		121L-12
12695-96J00	118A-30		121H-3		121M-12
12701-96J20	121A-1		121J-3		121N-12
	121B-1		121K-3		121P-12
	121C-1		121L-3	12892-93J00-218	121R-12
	121D-1		121M-3		121S-12
	121E-1		121N-3		121A-11-1
	121F-1		121P-3		121B-11-1
	121G-1		121R-3		121C-11-1
12701-96J30	121H-1	12749-93J00	121S-3		121D-11-1
	121J-1		121A-5		121E-11-1
	121K-1		121B-5		121F-11-1
	121L-1		121C-5		121G-11-1
	121M-1		121D-5		121H-11-1
	121N-1		121E-5		121J-13-1
	121P-1		121F-5		121K-13-1
	121R-1		121G-5		121L-13-1
	121S-1		121H-5		121M-13-1
12705-96J20	121A-2		121J-6		121N-13-1
	121B-2		121K-6		121P-13-1
	121E-2		121L-6		121R-13-1
	121F-2		121M-6		121S-13-1
12705-96J30	121J-2		121N-6	12892-93J00-220	121A-11-2

PART NO.	FIG.NO.-REF.NO.	PART NO.	FIG.NO.-REF.NO.	PART NO.	FIG.NO.-REF.NO.
	121B-11-2		121D-11-5		121F-11-8
	121C-11-2		121E-11-5		121G-11-8
	121D-11-2		121F-11-5		121H-11-8
	121E-11-2		121G-11-5		121J-13-8
	121F-11-2		121H-11-5		121K-13-8
	121G-11-2		121J-13-5		121L-13-8
	121H-11-2		121K-13-5		121M-13-8
	121J-13-2		121L-13-5		121N-13-8
	121K-13-2		121M-13-5		121P-13-8
	121L-13-2		121N-13-5		121R-13-8
	121M-13-2		121P-13-5		121S-13-8
	121N-13-2	12892-93J00-230	121R-13-5	12892-93J00-238	121A-11-9
	121P-13-2		121S-13-5		121B-11-9
	121R-13-2		121A-11-6		121C-11-9
	121S-13-2		121B-11-6		121D-11-9
12892-93J00-223	121A-11-3		121C-11-6		121E-11-9
	121B-11-3		121D-11-6		121F-11-9
	121C-11-3		121E-11-6		121G-11-9
	121D-11-3		121F-11-6		121H-11-9
	121E-11-3		121G-11-6		121J-13-9
	121F-11-3		121H-11-6		121K-13-9
	121G-11-3		121J-13-6		121L-13-9
	121H-11-3		121K-13-6		121M-13-9
	121J-13-3		121L-13-6		121N-13-9
	121K-13-3		121M-13-6		121P-13-9
	121L-13-3		121N-13-6		121R-13-9
	121M-13-3		121P-13-6		121S-13-9
	121N-13-3	12892-93J00-240	121R-13-6		121A-11-10
	121P-13-3		121S-13-6		121B-11-10
	121R-13-3	12892-93J00-233	121A-11-7		121C-11-10
	121S-13-3		121B-11-7		121D-11-10
12892-93J00-225	121A-11-4		121C-11-7		121E-11-10
	121B-11-4		121D-11-7		121F-11-10
	121C-11-4		121E-11-7		121G-11-10
	121D-11-4		121F-11-7		121H-11-10
	121E-11-4		121G-11-7		121J-13-10
	121F-11-4		121H-11-7		121K-13-10
	121G-11-4		121J-13-7		121L-13-10
	121H-11-4		121K-13-7		121M-13-10
	121J-13-4		121L-13-7		121N-13-10
	121K-13-4		121M-13-7		121P-13-10
	121L-13-4		121N-13-7		121R-13-10
	121M-13-4		121P-13-7		121S-13-10
	121N-13-4	12892-93J00-243	121R-13-7		121A-11-11
	121P-13-4		121S-13-7		121B-11-11
	121R-13-4	12892-93J00-235	121A-11-8		121C-11-11
	121S-13-4		121B-11-8		121D-11-11
12892-93J00-228	121A-11-5		121C-11-8		121E-11-11
	121B-11-5		121D-11-8		121F-11-11
	121C-11-5		121E-11-8		121G-11-11

PART NO.	FIG.NO.-REF.NO.	PART NO.	FIG.NO.-REF.NO.	PART NO.	FIG.NO.-REF.NO.
	121H-11-11		121K-13-14		121M-13-17
	121J-13-11		121L-13-14		121N-13-17
	121K-13-11		121M-13-14		121P-13-17
	121L-13-11		121N-13-14		121R-13-17
	121M-13-11		121P-13-14		121S-13-17
	121N-13-11		121R-13-14	12892-93J00-260	121A-11-18
	121P-13-11	12892-93J00-253	121S-13-14		121B-11-18
	121R-13-11		121A-11-15		121C-11-18
	121S-13-11		121B-11-15		121D-11-18
12892-93J00-245	121A-11-12		121C-11-15		121E-11-18
	121B-11-12		121D-11-15		121F-11-18
	121C-11-12		121E-11-15		121G-11-18
	121D-11-12		121F-11-15		121H-11-18
	121E-11-12		121G-11-15		121J-13-18
	121F-11-12		121H-11-15		121K-13-18
	121G-11-12		121J-13-15		121L-13-18
	121H-11-12		121K-13-15		121M-13-18
	121J-13-12		121L-13-15		121N-13-18
	121K-13-12		121M-13-15		121P-13-18
	121L-13-12		121N-13-15		121R-13-18
	121M-13-12		121P-13-15		121S-13-18
	121N-13-12		121R-13-15	12892-93J00-263	121A-11-19
	121P-13-12		121S-13-15		121B-11-19
	121R-13-12	12892-93J00-255	121A-11-16		121C-11-19
	121S-13-12		121B-11-16		121D-11-19
12892-93J00-248	121A-11-13		121C-11-16		121E-11-19
	121B-11-13		121D-11-16		121F-11-19
	121C-11-13		121E-11-16		121G-11-19
	121D-11-13		121F-11-16		121H-11-19
	121E-11-13		121G-11-16		121J-13-19
	121F-11-13		121H-11-16		121K-13-19
	121G-11-13		121J-13-16		121L-13-19
	121H-11-13		121K-13-16		121M-13-19
	121J-13-13		121L-13-16		121N-13-19
	121K-13-13		121M-13-16		121P-13-19
	121L-13-13		121N-13-16		121R-13-19
	121M-13-13		121P-13-16		121S-13-19
	121N-13-13		121R-13-16	12892-93J00-265	121A-11-20
	121P-13-13		121S-13-16		121B-11-20
	121R-13-13	12892-93J00-258	121A-11-17		121C-11-20
	121S-13-13		121B-11-17		121D-11-20
12892-93J00-250	121A-11-14		121C-11-17		121E-11-20
	121B-11-14		121D-11-17		121F-11-20
	121C-11-14		121E-11-17		121G-11-20
	121D-11-14		121F-11-17		121H-11-20
	121E-11-14		121G-11-17		121J-13-20
	121F-11-14		121H-11-17		121K-13-20
	121G-11-14		121J-13-17		121L-13-20
	121H-11-14		121K-13-17		121M-13-20
	121J-13-14		121L-13-17		121N-13-20

PART NO.	FIG.NO.-REF.NO.	PART NO.	FIG.NO.-REF.NO.	PART NO.	FIG.NO.-REF.NO.
	121P-13-20		121S-13-23		121B-11-27
	121R-13-20	12892-93J00-275	121A-11-24		121C-11-27
	121S-13-20		121B-11-24		121D-11-27
12892-93J00-268	121A-11-21		121C-11-24		121E-11-27
	121B-11-21		121D-11-24		121F-11-27
	121C-11-21		121E-11-24		121G-11-27
	121D-11-21		121F-11-24		121H-11-27
	121E-11-21		121G-11-24		121J-13-27
	121F-11-21		121H-11-24		121K-13-27
	121G-11-21		121J-13-24		121L-13-27
	121H-11-21		121K-13-24		121M-13-27
	121J-13-21		121L-13-24		121N-13-27
	121K-13-21		121M-13-24		121P-13-27
	121L-13-21		121N-13-24		121R-13-27
	121M-13-21		121P-13-24		121S-13-27
	121N-13-21		121R-13-24	12892-93J00-285	121A-11-28
	121P-13-21		121S-13-24		121B-11-28
	121R-13-21	12892-93J00-278	121A-11-25		121C-11-28
	121S-13-21		121B-11-25		121D-11-28
12892-93J00-270	121A-11-22		121C-11-25		121E-11-28
	121B-11-22		121D-11-25		121F-11-28
	121C-11-22		121E-11-25		121G-11-28
	121D-11-22		121F-11-25		121H-11-28
	121E-11-22		121G-11-25		121J-13-28
	121F-11-22		121H-11-25		121K-13-28
	121G-11-22		121J-13-25		121L-13-28
	121H-11-22		121K-13-25		121M-13-28
	121J-13-22		121L-13-25		121N-13-28
	121K-13-22		121M-13-25		121P-13-28
	121L-13-22		121N-13-25		121R-13-28
	121M-13-22		121P-13-25		121S-13-28
	121N-13-22		121R-13-25	12892-93J00-288	121A-11-29
	121P-13-22		121S-13-25		121B-11-29
	121R-13-22	12892-93J00-280	121A-11-26		121C-11-29
	121S-13-22		121B-11-26		121D-11-29
12892-93J00-273	121A-11-23		121C-11-26		121E-11-29
	121B-11-23		121D-11-26		121F-11-29
	121C-11-23		121E-11-26		121G-11-29
	121D-11-23		121F-11-26		121H-11-29
	121E-11-23		121G-11-26		121J-13-29
	121F-11-23		121H-11-26		121K-13-29
	121G-11-23		121J-13-26		121L-13-29
	121H-11-23		121K-13-26		121M-13-29
	121J-13-23		121L-13-26		121N-13-29
	121K-13-23		121M-13-26		121P-13-29
	121L-13-23		121N-13-26		121R-13-29
	121M-13-23		121P-13-26		121S-13-29
	121N-13-23		121R-13-26	12892-93J00-290	121A-11-30
	121P-13-23		121S-13-26		121B-11-30
	121R-13-23	12892-93J00-283	121A-11-27		121C-11-30

PART NO.	FIG.NO.-REF.NO.	PART NO.	FIG.NO.-REF.NO.	PART NO.	FIG.NO.-REF.NO.
	121D-11-30		121F-11-33		121H-13
	121E-11-30		121G-11-33		121J-15
	121F-11-30		121H-11-33		121K-15
	121G-11-30		121J-13-33		121L-15
	121H-11-30		121K-13-33		121M-15
	121J-13-30		121L-13-33		121N-15
	121K-13-30		121M-13-33		121P-15
	121L-13-30		121N-13-33		121R-15
	121M-13-30		121P-13-33		121S-15
	121N-13-30		121R-13-33	12921-93J10	121A-14
	121P-13-30		121S-13-33		121B-14
	121R-13-30	12892-93J00-300	121A-11-34		121C-14
	121S-13-30		121B-11-34		121D-14
12892-93J00-293	121A-11-31		121C-11-34		121E-14
	121B-11-31		121D-11-34		121F-14
	121C-11-31		121E-11-34		121G-14
	121D-11-31		121F-11-34		121H-14
	121E-11-31		121G-11-34		121J-16
	121F-11-31		121H-11-34		121K-16
	121G-11-31		121J-13-34		121L-16
	121H-11-31		121K-13-34		121M-16
	121J-13-31		121L-13-34		121N-16
	121K-13-31		121M-13-34		121P-16
	121L-13-31		121N-13-34		121R-16
	121M-13-31		121P-13-34		121S-16
	121N-13-31		121R-13-34	12931-78G00	121A-15
	121P-13-31		121S-13-34		121B-15
	121R-13-31	12911-93J00	121A-12		121C-15
	121S-13-31		121B-12		121D-15
12892-93J00-295	121A-11-32		121C-12		121E-15
	121B-11-32		121D-12		121F-15
	121C-11-32		121E-12		121G-15
	121D-11-32		121F-12		121H-15
	121E-11-32		121G-12		121J-17
	121F-11-32		121H-12		121K-17
	121G-11-32		121J-14		121L-17
	121H-11-32		121K-14		121M-17
	121J-13-32		121L-14		121N-17
	121K-13-32		121M-14		121P-17
	121L-13-32		121N-14		121R-17
	121M-13-32		121P-14		121S-17
	121N-13-32		121R-14	12932-24400	121A-16
	121P-13-32		121S-14		121B-16
	121R-13-32	12915-93J50	121A-13		121C-16
	121S-13-32		121B-13		121D-16
12892-93J00-298	121A-11-33		121C-13		121E-16
	121B-11-33		121D-13		121F-16
	121C-11-33		121E-13		121G-16
	121D-11-33		121F-13		121H-16
	121E-11-33		121G-13		121J-18

PART NO.	FIG.NO.-REF.NO.	PART NO.	FIG.NO.-REF.NO.	PART NO.	FIG.NO.-REF.NO.
	121K-18		123M-17		123P-2
	121L-18		123N-21		123R-2
	121M-18		123P-21		123S-2
	121N-18		123R-17	13254-01010	143A-12
	121P-18		123S-17		143B-12
	121R-18	13125-96J00	123A-22		143C-12
	121S-18		123B-22		143D-12
12933-69G10	121A-17		123C-18		143E-12
	121B-17		123D-18		143F-12
	121C-17		123E-22		143G-12
	121D-17		123F-22		143H-12
	121E-17		123G-18		143J-12
	121F-17		123H-18		143K-12
	121G-17		123J-22		143L-12
	121H-17		123K-22		143M-12
	121J-19		123L-18		143N-12
	121K-19		123M-18		143P-12
	121L-19		123N-22		143R-12
	121M-19		123P-22		143S-12
	121N-19		123R-18	13300-96J00	123A-23
	121P-19		123S-18		123B-23
	121R-19	13144-96J00	146A-21		123E-23
	121S-19		146B-21		123F-23
13110-96J00	123A-20		146C-21		123J-23
	123B-20		146D-21		123K-23
	123E-20		146E-21		123N-23
	123F-20		146F-21		123P-23
	123J-20		146G-21	13300-96J10	123C-19
	123K-20		146H-21		123D-19
	123N-20		146J-21		123G-19
	123P-20		146K-21		123H-19
13110-96J10	123C-16		146L-21		123L-19
	123D-16		146M-21		123M-19
	123G-16		146N-21		123R-19
	123H-16		146P-21		123S-19
	123L-16		146R-21	13315-96J00	123A-33
	123M-16		146S-21		123B-33
	123R-16	13162-93J00	123A-2		123E-33
	123S-16		123B-2		123F-33
	123A-21		123C-2		123J-33
13119-96J00	123B-21		123D-2		123K-33
	123C-17		123E-2		123N-33
	123D-17		123F-2		123P-33
	123E-21		123G-2	13370-96J00	143A-2
	123F-21		123H-2		143B-2
	123G-17		123J-2		143C-2
	123H-17		123K-2		143D-2
	123J-21		123L-2		143E-2
	123K-21		123M-2		143F-2
	123L-17		123N-2		143G-2

PART NO.	FIG.NO.-REF.NO.	PART NO.	FIG.NO.-REF.NO.	PART NO.	FIG.NO.-REF.NO.
	143H-2		315K-1		123M-20
	143J-2		315L-1		123N-24
	143K-2		315M-1		123P-24
	143L-2		315N-1		123R-20
	143M-2		315P-1		123S-20
	143N-2		315R-1	13810-96J00	135A-3
	143P-2	13655-87J00	315S-1		135B-3
	143R-2		315A-2		135E-3
	143S-2		315B-2		135F-3
13510-96J00	164A-1		315E-2		135J-3
	164B-1		315F-2		135K-3
	164C-1		315J-2		135N-3
	164D-1		315K-2		135P-3
	164E-1		315N-2	13810-96J20	135C-3
	164F-1		315P-2		135D-3
	164G-1	13655-96J00	315C-2		135G-3
	164H-1		315D-2		135H-3
13575-40F00	326C-2		315G-2		135L-3
	326D-2		315H-2		135M-3
	326G-2		315L-2		135R-3
	326H-2		315M-2		135S-3
	326L-2		315R-2	13813-96J00	135A-2
	326M-2		315S-2		135B-2
	326R-2	13710-96J00	135A-1		135C-2
	326S-2		135B-1		135D-2
13580-93J02	326A-1		135C-1		135E-2
	326B-1		135D-1		135F-2
	326E-1		135E-1		135G-2
	326F-1		135F-1		135H-2
	326J-1		135G-1		135J-2
	326K-1		135H-1		135K-2
	326N-1		135J-1		135L-2
	326P-1		135K-1		135M-2
13580-98J02	326C-1		135L-1		135N-2
	326D-1		135M-1		135P-2
	326G-1		135N-1		135R-2
	326H-1		135P-1		135S-2
	326L-1		135R-1	14141-96J00	140A-1
	326M-1		135S-1	14151-96J00	140A-2
	326R-1	13730-96J01	123A-24		585A-7
	326S-1		123B-24	15100-96J0V	146A-1
13650-52G00	315A-1		123C-20		146C-1
	315B-1		123D-20		146E-1
	315C-1		123E-24		146G-1
	315D-1		123F-24		146J-1
	315E-1		123G-20		146L-1
	315F-1		123H-20		146N-1
	315G-1		123J-24		146R-1
	315H-1		123K-24	15100-96J10	146B-1
	315J-1		123L-20		146D-1

PART NO.	FIG.NO.-REF.NO.	PART NO.	FIG.NO.-REF.NO.	PART NO.	FIG.NO.-REF.NO.
	146F-1		146N-4		146G-6
	146H-1		146P-4		146H-6
	146K-1		146R-4		146J-6
	146M-1		146S-4		146K-6
	146P-1	15194-96J11	146A-5		146L-6
	146S-1		146B-5		146M-6
15190-96J30	146A-2		146C-5		146N-6
	146B-2		146D-5		146P-6
	146C-2		146E-5		146R-6
	146D-2		146F-5		146S-6
	146E-2		146G-5	15419-87J00	146A-7
	146F-2		146H-5		146B-7
	146G-2		146J-5		146C-7
	146H-2		146K-5		146D-7
	146J-2		146L-5		146E-7
	146K-2		146M-5		146F-7
	146L-2		146N-5		146G-7
	146M-2		146P-5		146H-7
	146N-2		146R-5		146J-7
	146P-2		146S-5		146K-7
	146R-2	15198-96J01	164A-19		146L-7
	146S-2		164B-19		146M-7
15192-96J11	146A-3		164C-19		146N-7
	146B-3		164D-19		146P-7
	146C-3		164E-19		146R-7
	146D-3		164F-19		146S-7
	146E-3		164G-19	15421-96J00	146A-9
	146F-3		164H-19		146B-9
	146G-3	15200-96J00	143A-4		146C-9
	146H-3		143C-4		146D-9
	146J-3		143E-4		146E-9
	146K-3		143G-4		146F-9
	146L-3		143J-4		146G-9
	146M-3		143L-4		146H-9
	146N-3		143N-4		146J-9
	146P-3		143R-4		146K-9
	146R-3	15200-96J10	143B-4		146L-9
	146S-3		143D-4		146M-9
15193-96J11	146A-4		143F-4		146N-9
	146B-4		143H-4		146P-9
	146C-4		143K-4		146R-9
	146D-4		143M-4		146S-9
	146E-4		143P-4	15422-96J00	146A-10
	146F-4		143S-4		146B-10
	146G-4	15410-96J00	146A-6		146C-10
	146H-4		146B-6		146D-10
	146J-4		146C-6		146E-10
	146K-4		146D-6		146F-10
	146L-4		146E-6		146G-10
	146M-4		146F-6		146H-10

PART NO.	FIG.NO.-REF.NO.	PART NO.	FIG.NO.-REF.NO.	PART NO.	FIG.NO.-REF.NO.
	146J-10		143L-6		143N-9
	146K-10		143M-6		143P-9
	146L-10		143N-6		143R-9
	146M-10		143P-6		143S-9
	146N-10		143R-6	15642-90J00	143A-10
	146P-10		143S-6		143B-10
15440-96J01	146R-10	15628-99E00	143A-7		143C-10
	146S-10		143B-7		143D-10
	144A-1		143C-7		143E-10
	144C-1		143D-7		143F-10
	144E-1		143E-7		143G-10
	144G-1		143F-7		143H-10
	144J-1		143G-7		143J-10
	144L-1		143H-7		143K-10
	144N-1		143J-7		143L-10
15440-96J11	144R-1		143K-7		143M-10
	144B-1		143L-7		143N-10
	144D-1		143M-7		143P-10
	144F-1		143N-7		143R-10
	144H-1		143P-7		143S-10
	144K-1		143R-7	15647-93J00	143A-5
	144M-1		143S-7		143C-5
15600-96J02	144P-1	15629-99E10	143A-8		143E-5
	144S-1		143B-8		143G-5
	143A-1		143C-8		143J-5
	143C-1		143D-8		143L-5
	143E-1		143E-8		143N-5
	143G-1		143F-8		143R-5
	143J-1		143G-8	15647-93J10	143B-5
	143L-1		143H-8		143D-5
	143N-1		143J-8		143F-5
15600-96J12	143R-1		143K-8		143H-5
	143B-1		143L-8		143K-5
	143D-1		143M-8		143M-5
	143F-1		143N-8		143P-5
	143H-1		143P-8		143S-5
	143K-1		143R-8	15650-96J00	143A-11
	143M-1		143S-8		143B-11
	143P-1	15641-96J00	143A-9		143C-11
	143S-1		143B-9		143D-11
15626-96J00	143A-6		143C-9		143E-11
	143B-6		143D-9		143F-11
	143C-6		143E-9		143G-11
	143D-6		143F-9		143H-11
	143E-6		143G-9		143J-11
	143F-6		143H-9		143K-11
	143G-6		143J-9		143L-11
	143H-6		143K-9		143M-11
	143J-6		143L-9		143N-11
	143K-6		143M-9		143P-11

PART NO.	FIG.NO.-REF.NO.	PART NO.	FIG.NO.-REF.NO.	PART NO.	FIG.NO.-REF.NO.
	143R-11	15683-87J00	143A-16		144C-5
15660-96J20	143S-11		143B-16		144D-5
	143A-21		143C-16		144E-5
	143B-21		143D-16		144F-5
	143C-21		143E-16		144G-5
	143D-21		143F-16		144H-5
	143E-21		143G-16		144J-5
	143F-21		143H-16		144K-5
	143G-21		143J-16		144L-5
	143H-21		143K-16		144M-5
	143J-21		143L-16		144N-5
	143K-21		143M-16		144P-5
	143L-21		143N-16		144R-5
	143M-21		143P-16		144S-5
	143N-21		143R-16	15751-96J00	144A-6
15681-87L00	143P-21		143S-16		144B-6
	143R-21	15690-96J10	143A-31		144C-6
	143S-21		143B-31		144D-6
	144A-2		143C-31		144E-6
	144B-2		143D-31		144F-6
	144C-2		143E-31		144G-6
	144D-2		143F-31		144H-6
	144E-2		143G-31		144J-6
	144F-2		143H-31		144K-6
	144G-2		143J-31		144L-6
	144H-2		143K-31		144M-6
	144J-2		143L-31		144N-6
	144K-2		143M-31		144P-6
	144L-2		143N-31		144R-6
	144M-2		143P-31		144S-6
	144N-2		143R-31	15760-93J00	143A-14
	144P-2		143S-31		143B-14
	144R-2	15710-96J00	144A-4		143C-14
	144S-2		144B-4		143D-14
	144A-3		144C-4		143E-14
15681-96J11	144B-3		144D-4		143F-14
	144C-3		144E-4		143G-14
	144D-3		144F-4		143H-14
	144E-3		144G-4		143J-14
	144F-3		144H-4		143K-14
	144G-3		144J-4		143L-14
	144H-3		144K-4		143M-14
	144J-3		144L-4		143N-14
	144K-3		144M-4		143P-14
	144L-3		144N-4		143R-14
	144M-3		144P-4		143S-14
	144N-3		144R-4	15762-90J00	144B-18
	144P-3		144S-4		144D-18
	144R-3	15717-16G00	144A-5		144F-18
	144S-3		144B-5		144H-18

PART NO.	FIG.NO.-REF.NO.	PART NO.	FIG.NO.-REF.NO.	PART NO.	FIG.NO.-REF.NO.
15762-93J00	144K-18	15790-96J00	144R-9	15831-96J00	146A-11
	144M-18		144S-9		146B-11
	144P-18		144A-10		146C-11
	144S-18		144B-10		146D-11
	144A-7		144C-10		146E-11
	144C-7		144D-10		146F-11
	144E-7		144E-10		146G-11
	144G-7		144F-10		146H-11
	144J-7		144G-10		146J-11
	144L-7		144H-10		146K-11
15762-93J10	144N-7	15830-77EA0	144J-10	15832-93J00	146L-11
	144R-7		144K-10		146M-11
	144B-7		144L-10		146N-11
	144D-7		144M-10		146P-11
	144F-7		144N-10		146R-11
	144H-7		144P-10		146S-11
	144K-7		144R-10		144B-11
	144M-7		144S-10		144D-11
	144P-7		144A-11		144F-11
	144S-7		144C-11		144H-11
15770-96J00	144A-8	15830-90J00	144E-11	15851-96J01	144K-11
	144B-8		144G-11		144M-11
	144C-8		144J-11		144P-11
	144D-8		144L-11		144S-11
	144E-8		144N-11		144A-13
	144F-8		144R-11		144B-13
	144G-8		144B-28		144E-13
	144H-8		144D-28		144F-13
	144J-8		144F-28		144J-13
	144K-8		144H-28		144K-13
15773-90J00	144L-8	15830-99E00	144K-28	15851-96J11	144N-13
	144M-8		144M-28		144P-13
	144N-8		144P-28		144C-13
	144P-8		144S-28		144D-13
	144R-8		144A-12		144G-13
	144S-8		144B-12		144H-13
	144A-9		144C-12		144L-13
	144B-9		144D-12		144M-13
	144C-9		144E-12		144R-13
	144D-9		144F-12		144S-13
15762-93J10	144E-9	15830-99E00	144G-12	15852-96J00	144A-35
	144F-9		144H-12		144B-35
	144G-9		144J-12		144C-35
	144H-9		144K-12		144D-35
	144J-9		144L-12		144E-35
	144K-9		144M-12		144F-35
	144L-9		144N-12		144G-35
	144M-9		144P-12		144H-35
	144N-9		144R-12		144J-35
	144P-9		144S-12		144K-35

PART NO.	FIG.NO.-REF.NO.	PART NO.	FIG.NO.-REF.NO.	PART NO.	FIG.NO.-REF.NO.
16113-96J00	144L-35	16559-93J00	121R-10	17413-96J11	160N-2
	144M-35		121S-10		160R-2
	144N-35		121A-8		160B-2
	144P-35		121B-8		160D-2
	144R-35		121C-8		160F-2
	144S-35		121D-8		160H-2
	175A-2		121E-8		160K-2
	175A-3		121F-8		160M-2
	178A-1		121G-8		160P-2
	401A-2		121H-8		160S-2
16400-96J00	401B-2	16910-96J01	180A-22	17416-96J00	160A-3
	401C-2		180A-23		160B-3
	401D-2		160A-18		160C-3
	401E-2		160B-18		160D-3
	401F-2		160C-18		160E-3
	401G-2		160D-18		160F-3
	401H-2		160E-18		160G-3
	401J-2		160F-18		160H-3
	401K-2		160G-18		160J-3
	401L-2		160H-18		160K-3
16510-96J00	401M-2	17411-96J01	160J-18	17461-90J01	160L-3
	401N-2		160K-18		160M-3
	401P-2		160L-18		160N-3
	401R-2		160M-18		160P-3
	401S-2		160N-18		160R-3
	175A-4		160P-18		160S-3
	178A-2		160R-18		160A-4
	178A-3		160S-18		160B-4
	121J-9		160A-1		160C-4
	121K-9		160B-1		160D-4
16550-93J00	121L-9	16551-93J00	160C-1	17471-93J02	160E-4
	121M-9		160D-1		160F-4
	121N-9		160E-1		160G-4
	121P-9		160F-1		160H-4
	121R-9		160G-1		160J-4
	121S-9		160H-1		160K-4
	121A-7		160J-1		160L-4
	121B-7		160K-1		160M-4
	121C-7		160L-1		160N-4
	121D-7		160M-1		160P-4
16555-93J00	121E-7	17413-96J01	160N-1	17471-93J02	160R-4
	121F-7		160P-1		160S-4
	121G-7		160R-1		160A-5
	121H-7		160S-1		160C-5
	121J-10		160A-2		160E-5
	121K-10		160C-2		160G-5
	121L-10		160E-2		160J-5
	121M-10		160G-2		160L-5
	121N-10		160J-2		160N-5
	121P-10		160L-2		160R-5

PART NO.	FIG.NO.-REF.NO.	PART NO.	FIG.NO.-REF.NO.	PART NO.	FIG.NO.-REF.NO.
17471-93J12	160B-5	17562-93J01	160K-7-2	17566-87D11	160M-10
	160D-5		160L-7-2		160N-10
	160F-5		160M-7-2		160P-10
	160H-5		160N-7-2		160R-10
	160K-5		160P-7-2		160S-10
	160M-5		160R-7-2		407A-6
17472-93J00	160P-5	17563-93J00	160S-7-2	17611-90J00-0EP	407B-6
	160S-5		160A-8		407C-6
	160A-6		160B-8		407D-6
	160B-6		160C-8		407E-9
	160C-6		160D-8		407F-9
	160D-6		160E-8		407G-9
	160E-6		160F-8		407H-9
	160F-6		160G-8		407J-6
	160G-6		160H-8		407K-6
	160H-6		160J-8		407L-6
	160J-6		160K-8		407M-6
	160K-6		160L-8		407N-9
160L-6	160M-8	407P-9			
17560-96J01	160M-6	17564-93J00	160N-8	17611-90J00-Y5S	407R-9
	160N-6		160P-8		407S-9
	160P-6		160R-8		162A-2-1
	160R-6		160S-8		162B-2-1
	160S-6		160A-9		162C-2-1
	585A-8		160B-9		162D-2-1
	160A-7-1		160C-9		162E-2-1
	160B-7-1		160D-9		162F-2-1
	160C-7-1		160E-9		162G-2-1
	160D-7-1		160F-9		162H-2-1
	160E-7-1		160G-9		162J-2-1
	160F-7-1		160H-9		162K-2-1
17561-96J11	160G-7-1	17611-90J00-Y5S	160J-9	17611-90J00-Y5S	162L-2-1
	160H-7-1		160K-9		162M-2-1
	160J-7-1		160L-9		162N-2-1
	160K-7-1		160M-9		162P-2-1
	160L-7-1		160N-9		162R-2-1
	160M-7-1		160P-9		162S-2-1
	160N-7-1		160R-9		162A-2-2
	160P-7-1		160S-9		162B-2-2
	160R-7-1		160A-10		162C-2-2
	160S-7-1		160B-10		162D-2-2
	160A-7-2		160C-10		162E-2-2
	160B-7-2		160D-10		162F-2-2
160C-7-2	160E-10	162G-2-2			
160D-7-2	160F-10	162H-2-2			
160E-7-2	160G-10	162J-2-2			
160F-7-2	160H-10	162K-2-2			
160G-7-2	160J-10	162L-2-2			
160H-7-2	160K-10	162M-2-2			
160J-7-2	160L-10	162N-2-2			

PART NO.	FIG.NO.-REF.NO.	PART NO.	FIG.NO.-REF.NO.	PART NO.	FIG.NO.-REF.NO.
17631-93J20	162P-2-2	17660-90J00	160P-12-2	17670-90J10	162B-7
	162R-2-2		162A-5		162C-7
	162S-2-2		162B-5		162D-7
	160A-11-1		162C-5		162E-7
	160B-11-1		162D-5		162F-7
	160C-11		162E-5		162G-7
	160D-11		162F-5		162H-7
	160E-11-1		162G-5		162J-7
	160F-11-1		162H-5		162K-7
	160G-11		162J-5		162L-7
	160H-11		162K-5		162M-7
	160J-11-1		162L-5		162N-7
160K-11-1	162M-5	162P-7			
160L-11	162N-5	162R-7			
17631-93J30	160M-11	17670-90J10	162P-5	17913-93J00	162S-7
	160N-11-1		162R-5		180A-18
	160P-11-1		162S-5		410A-11
	160R-11		162A-6-2		410B-11
	160S-11		162B-6-2		410C-11
	160A-11-2		162C-6-2		410D-11
	160B-11-2		162D-6-2		410E-11
	160E-11-2		162E-6-2		410F-11
	160F-11-2		162F-6-2		410G-11
	160J-11-2		162G-6-2		410H-11
	160K-11-2		162H-6-2		410J-11
	160N-11-2		162J-6-2		410K-11
17632-93J20	160P-11-2	17670-90J20	162K-6-2	17914-93J00	410L-11
	160A-12-1		162L-6-2		410M-11
	160B-12-1		162M-6-2		410N-11
	160C-12		162N-6-2		410P-11
	160D-12		162P-6-2		410R-11
	160E-12-1		162R-6-2		410S-11
	160F-12-1		162S-6-2		180A-19
	160G-12		162A-6-1		410A-12
	160H-12		162B-6-1		410B-12
	160J-12-1		162C-6-1		410C-12
	160K-12-1		162D-6-1		410D-12
	160L-12		162E-6-1		410E-12
17632-93J30	160M-12	17680-96J00	162F-6-1	17917-87L00	410F-12
	160N-12-1		162G-6-1		410G-12
	160P-12-1		162H-6-1		410H-12
	160R-12		162J-6-1		410J-12
	160S-12		162K-6-1		410K-12
	160A-12-2		162L-6-1		410L-12
	160B-12-2		162M-6-1		410M-12
	160E-12-2		162N-6-1		410N-12
	160F-12-2		162P-6-1		410P-12
	160J-12-2		162R-6-1		410R-12
	160K-12-2		162S-6-1		410S-12
	160N-12-2		162A-7		410A-36

PART NO.	FIG.NO.-REF.NO.	PART NO.	FIG.NO.-REF.NO.	PART NO.	FIG.NO.-REF.NO.
	410B-36		123D-4		146P-13
	410C-32		123E-4		146R-13
	410D-32		123F-4		146S-13
	410E-36		123G-4	18498-96L40	162A-24
	410F-36		123H-4		162B-24
	410G-32		123J-4		162C-24
	410H-32		123K-4		162D-24
	410J-36		123L-4		162E-24
	410K-36		123M-4		162F-24
	410L-32		123N-4		162G-24
	410M-32		123P-4		162H-24
	410N-36		123R-4		162J-24
	410P-36		123S-4		162K-24
	410R-32	18137-93J00	123A-5		162L-24
	410S-32		123B-5		162M-24
	522A-3		123E-5		162N-24
	522B-3		123F-5		162P-24
	522C-1		123J-5		162R-24
	522D-1		123K-5		162S-24
	522E-3		123N-5	18498-99E10	146A-12
	522F-3		123P-5		146A-14
	522G-1	18498-93J00	144A-15		146B-12
	522H-1		144B-15		146B-14
	522J-3		144C-15		146C-12
	522K-3		144D-15		146C-14
	522L-1		144E-15		146D-12
	522M-1		144F-15		146D-14
	522N-3		144G-15		146E-12
	522P-3		144H-15		146E-14
	522R-1		144J-15		146F-12
	522S-1		144K-15		146F-14
18117-93J00	123A-3		144L-15		146G-12
	123B-3		144M-15		146G-14
	123C-3		144N-15		146H-12
	123D-3		144P-15		146H-14
	123E-3		144R-15		146J-12
	123F-3		144S-15		146J-14
	123G-3	18498-96J20	146A-13		146K-12
	123H-3		146B-13		146K-14
	123J-3		146C-13		146L-12
	123K-3		146D-13		146L-14
	123L-3		146E-13		146M-12
	123M-3		146F-13		146M-14
	123N-3		146G-13		146N-12
	123P-3		146H-13		146N-14
	123R-3		146J-13		146P-12
	123S-3		146K-13		146P-14
18119-96J00	123A-4		146L-13		146R-12
	123B-4		146M-13		146R-14
	123C-4		146N-13		146S-12

PART NO.	FIG.NO.-REF.NO.	PART NO.	FIG.NO.-REF.NO.	PART NO.	FIG.NO.-REF.NO.
	146S-14		123B-6		164D-5
18498-99E20	144A-14		123C-5		164E-5
	144A-16		123D-5		164F-5
	144B-14		123E-6		164G-5
	144B-16		123F-6		164H-5
	144C-14		123G-5	19185-96J01	164A-6
	144C-16		123H-5		164B-6
	144D-14		123J-6		164C-6
	144D-16		123K-6		164D-6
	144E-14		123L-5		164E-6
	144E-16		123M-5		164F-6
	144F-14		123N-6		164G-6
	144F-16		123P-6		164H-6
	144G-14		123R-5		
	144G-16		123S-5		
	144H-14	19115-96J00	164A-2		
	144H-16		164B-2		
	144J-14		164C-2		
	144J-16		164D-2		
	144K-14		164E-2		
	144K-16		164F-2	21100-96J01	204A-1
	144L-14		164G-2		204B-1
	144L-16		164H-2		204E-1
	144M-14	19115-96J10	204C-29		204F-1
	144M-16		204D-29		204J-1
	144N-14		204G-29		204K-1
	144N-16		204H-29		204N-1
	144P-14		204L-29		204P-1
	144P-16		204M-29	21110-96J11	204C-1
	144R-14		204R-29		204D-1
	144R-16		204S-29		204G-1
	144S-14	19121-93J02	164A-3		204H-1
	144S-16		164B-3		204L-1
	143A-22		164C-3		204M-1
18498-99EC0	143B-22		164D-3		204R-1
	143C-22		164E-3		204S-1
	143D-22		164F-3	21131-93J00	204A-2
	143E-22		164G-3		204B-2
	143F-22		164H-3		204C-2
	143G-22	19148-96J00	164A-4		204D-2
	143H-22		164B-4		204E-2
	143J-22		164C-4		204F-2
	143K-22		164D-4		204G-2
	143L-22		164E-4		204H-2
	143M-22		164F-4		204J-2
	143N-22		164G-4		204K-2
	143P-22		164H-4		204L-2
	143R-22	19184-96J00	164A-5		204M-2
	143S-22		164B-5		204N-2
18590-68H00	123A-6		164C-5		204P-2

PART NO.	FIG.NO.-REF.NO.	PART NO.	FIG.NO.-REF.NO.	PART NO.	FIG.NO.-REF.NO.
21151-93J00	204R-2	21230-98J01	204C-6	23111-93J00	401L-10
	204S-2		204D-6		401M-10
	204C-3		204G-6		401N-10
	204D-3		204H-6		401P-10
21151-96J00	204G-3	21241-98J00	204L-6	22511-99011	401R-10
	204H-3		204M-6		401S-10
	204L-3		204R-6		204A-16-2
	204M-3		204S-6		204B-16-2
21155-93J00	204R-3	22511-99011	204C-24	23111-96J00	204C-7-2
	204S-3		204D-24		204D-7-2
	204A-9		204G-24		204E-16-2
	204B-9		204H-24		204F-16-2
21210-93J01	204E-9	22511-99011	204L-24	23111-96J00	204G-7-2
	204F-9		204M-24		204H-7-2
	204J-9		204R-24		204J-16-2
	204K-9		204S-24		204K-16-2
21210-98J01	204N-9	22511-99011	204A-15	23111-96J00	204L-7-2
	204P-9		204B-15		204M-7-2
	204A-11		204E-15		204N-16-2
	204B-11		204F-15		204P-16-2
21230-93J01	204E-11	22511-99011	204J-15	23115-96J10	204R-7-2
	204F-11		204K-15		204S-7-2
	204J-11		204N-15		204A-16-1
	204K-11		204P-15		204B-16-1
21230-93J01	204N-11	22511-99011	336A-1	23115-96J10	204C-7-1
	204P-11		336B-1		204D-7-1
	204A-13		336C-1		204E-16-1
	204B-13		336D-1		204F-16-1
21230-93J01	204E-13	22511-99011	336E-1	23115-96J10	204G-7-1
	204F-13		336F-1		204H-7-1
	204J-13		336G-1		204J-16-1
	204K-13		336H-1		204K-16-1
21230-93J01	204N-13	22511-99011	336J-1	23115-96J10	204L-7-1
	204P-13		336K-1		204M-7-1
	204C-5		336L-1		204N-16-1
	204D-5		336M-1		204P-16-1
21230-93J01	204G-5	22511-99011	336N-1	23115-96J10	204R-7-1
	204H-5		336P-1		204S-7-1
	204L-5		336R-1		204C-8
	204M-5		336S-1		204D-8
21230-93J01	204R-5	22511-99011	401A-10	23115-96J20	204G-8
	204S-5		401B-10		204H-8
	204A-14		401C-10		204L-8
	204B-14		401D-10		204M-8
21230-93J01	204E-14	22511-99011	401E-10	23115-96J20	204R-8
	204F-14		401F-10		204S-8
	204J-14		401G-10		204A-5
	204K-14		401H-10		204B-5
21230-93J01	204N-14	22511-99011	401J-10	23115-96J20	204E-5
	204P-14		401K-10		204F-5

PART NO.	FIG.NO.-REF.NO.	PART NO.	FIG.NO.-REF.NO.	PART NO.	FIG.NO.-REF.NO.
25111-93J00	204J-5	25141-93J00	206R-2	25232-96302	206A-3
	204K-5		206S-2		206B-3
	204N-5		206A-5		206C-3
	204P-5		206B-5		206D-3
25111-96J00	206A-1-2	25223-94400	206C-5	25321-93J00	206E-3
	206B-1-2		206D-5		206F-3
	206E-1-2		206E-5		206G-3
	206F-1-2		206F-5		206H-3
25111-96J10	206J-1-2	25223-94400	206G-5	25321-93L00	206J-3
	206K-1-2		206H-5		206K-3
	206N-1-2		206J-5		206L-3
	206P-1-2		206K-5		206M-3
25111-96J20	206A-1-1	25223-94400	206L-5	25700-93J00	206N-3
	206B-1-1		206M-5		206P-3
	206E-1-1		206N-5		206R-3
	206F-1-1		206P-5		206S-3
25131-93J00	206J-1-1	25223-94400	206R-5	25700-93J00	206A-8
	206K-1-1		206S-5		206B-8
	206N-1-1		204A-17		206E-8
	206P-1-1		204B-17		206F-8
25131-96J00	206C-1-1	25223-94400	204C-9	25700-93J00	206J-8
	206D-1-1		204D-9		206K-8
	206G-1-1		204E-17		206N-8
	206H-1-1		204F-17		206P-8
25131-96J00	206L-1-1	25223-94400	204G-9	25700-93J00	206C-8
	206M-1-1		204H-9		206D-8
	206R-1-1		204J-17		206G-8
	206S-1-1		204K-17		206H-8
25131-96J00	206C-1-2	25223-94400	204L-9	25700-93J00	206L-8
	206D-1-2		204M-9		206M-8
	206G-1-2		204N-17		206R-8
	206H-1-2		204P-17		206S-8
25131-96J00	206L-1-2	25223-94400	204R-9	25700-93J00	407A-31
	206M-1-2		204S-9		407B-31
	206R-1-2		206A-6		407C-28
	206S-1-2		206B-6		407D-28
25131-96J00	206A-2	25223-94400	206C-6	25700-93J00	407E-34
	206B-2		206D-6		407F-34
	206E-2		206E-6		407G-31
	206F-2		206F-6		407H-31
25131-96J00	206J-2	25223-94400	206G-6	25700-93J00	407J-31
	206K-2		206H-6		407K-31
	206N-2		206J-6		407L-28
	206P-2		206K-6		407M-28
25131-96J00	206C-2	25223-94400	206L-6	25700-93J00	407N-34
	206D-2		206M-6		407P-34
	206G-2		206N-6		407R-31
	206H-2		206P-6		407S-31
25131-96J00	206L-2	25223-94400	206R-6	25700-93J00	315A-12
	206M-2		206S-6		315A-19

PART NO.	FIG.NO.-REF.NO.	PART NO.	FIG.NO.-REF.NO.	PART NO.	FIG.NO.-REF.NO.
	315B-12	29404-93J10	315A-6	31311-94900	340A-10
	315B-19		315B-6	31320-93J00	301A-13
	315C-8		315E-6	31341-93J00	301A-14
	315C-18		315F-6	31343-90J00	301A-15
	315D-8		315J-6	31344-90J00	301A-16
	315D-18		315K-6	31360-93J01	301A-17
	315E-12		315N-6	31912-96J00	301A-20
	315E-19		315P-6	31913-93J00	301A-18
	315F-12		337A-2	31914-93J00	301A-19
	315F-19	29404-93J20	144A-37	31918-90J10	301A-21
	315G-8		144B-37	32102-96J02	303A-1
	315G-18		144C-36		303B-1
	315H-8		144D-36		303E-1
	315H-18		144E-37		303F-1
	315J-12		144F-37		303J-1
	315J-19		144G-36		303K-1
	315K-12		144H-36		303N-1
	315K-19		144J-37		303P-1
	315L-8		144K-37	32102-96J10	303C-1
	315L-18		144L-36		303D-1
	315M-8		144M-36		303G-1
	315M-18		144N-37		303H-1
	315N-12		144P-37		303L-1
	315N-19		144R-36		303M-1
	315P-12		144S-36		303R-1
	315P-19				303S-1
	315R-8			32120-96J00	303A-4
	315R-18				303B-4
	315S-8				303C-4
	315S-18				303D-4
29116-93J00	180A-2	31100-96J02	301A-1		303E-4
	180A-5	31111-94900	340A-2		303F-4
	206A-9	31123-94910	340A-4		303G-4
	206B-9	31131-90J01	301A-2		303H-4
	206C-9	31133-90J00	340A-5		303J-4
	206D-9	31133-94900	340A-6		303K-4
	206E-9	31135-90J00	301A-3		303L-4
	206F-9	31135-94900	340A-7		303M-4
	206G-9	31136-90J10	340A-8		303N-4
	206H-9	31151-94J01	301A-4		303P-4
	206J-9	31152-90J00	301A-5		303R-4
	206K-9	31153-90J00	301A-6		303S-4
	206L-9	31170-90J00	301A-7		303C-5
	206M-9	31171-96J00	301A-8	32160-88L00	303D-5
	206N-9	31173-90J02	301A-9		303G-5
	206P-9	31173-94910	340A-3		303H-5
	206R-9	31191-96J00	301A-10		303L-5
	206S-9	31220-94J00	301A-11		303M-5
29141-93J20	337A-29	31281-92J10	337A-3		303R-5
	405A-4	31310-90J00	301A-12		303S-5

PART NO.	FIG.NO.-REF.NO.	PART NO.	FIG.NO.-REF.NO.	PART NO.	FIG.NO.-REF.NO.
32160-88L10	303A-5		310G-3		322D-1
	303B-5		310H-3		322E-1
	303E-5		310L-3		322F-1
	303F-5		310M-3		322G-1
	303J-5		310R-3		322H-1
	303K-5		310S-3		322J-1
	303N-5	33220-64L10	303A-7		322K-1
	303P-5		303B-7		322L-1
32800-96J00	310A-1		303C-7		322M-1
	310B-1		303D-7		322N-1
	310C-1		303E-7		322P-1
	310D-1		303F-7		322R-1
	310E-1		303G-7		322S-1
	310F-1		303H-7	33830-98J11	522A-9
	310G-1		303J-7		522B-9
	310H-1		303K-7		522C-6
	310J-1		303L-7		522D-6
	310K-1		303M-7		522E-9
	310L-1		303N-7		522F-9
	310M-1		303P-7		522G-6
	310N-1		303R-7		522H-6
	310P-1	33410-93J00	303S-7		522J-9
	310R-1		310A-8		522K-9
	310S-1		310B-8		522L-6
32805-96J00	310A-2		310C-8		522M-6
	310B-2		310D-8		522N-9
	310C-2		310E-8		522P-9
	310D-2		310F-8		522R-6
	310E-2		310G-8		522S-6
	310F-2		310H-8	33920-96J00	326A-16
	310G-2		310J-8		326E-16
	310H-2		310K-8		326J-16
	310J-2		310L-8		326N-16
	310K-2		310M-8	33920-96J00	326B-16
	310L-2		310N-8		326F-16
	310M-2		310P-8		326K-16
	310N-2		310R-8		326P-16
	310P-2		310S-8	33920-96J00	326C-18
	310R-2	33634-96J00	322A-8		326G-18
	310S-2		322B-8	33920-96J00	326L-18
32890-96J00	310A-3		322E-8		326R-18
	310B-3		322F-8	33920-96J00	326D-18
	310E-3		322J-8		326H-18
	310F-3		322K-8	33920-96J00	326M-18
	310J-3		322N-8		326S-18
	310K-3		322P-8	33925-93J00	326A-17
	310N-3	33799-97E00	340A-9		326B-17
	310P-3	33810-96L00	322A-1		326E-17
32890-96J20	310C-3		322B-1		326F-17
	310D-3		322C-1		326J-17

PART NO.	FIG.NO.-REF.NO.	PART NO.	FIG.NO.-REF.NO.	PART NO.	FIG.NO.-REF.NO.		
33925-98J00	326K-17	34011-96L00	602H-1	34100-93J12	501B-3-1		
	326N-17		600A-2		501C-3-1		
	326P-17		600A-12		501D-3-1		
	326C-19		600B-2		501E-3-1		
	326D-19		600B-12		501F-3-1		
34000-96L00	326G-19	34000-96L00	600C-2	34100-93J21	501G-3-1		
	326H-19		600C-12		501H-3-1		
	326L-19		600D-2		501A-3-2		
	326M-19		600D-12		501B-3-2		
	326R-19		600E-2		501C-3-2		
	326S-19		600E-12		501D-3-2		
	600A-1		600F-2		501E-3-2		
	600B-1		600F-12		501F-3-2		
	600C-1		600G-2		501G-3-2		
	600D-1		600G-12		501H-3-2		
34000-96L10	600E-1	34000-96L10	600H-2	34100-93J21	501A-3-3		
	600F-1		600H-12		501B-3-3		
	600G-1		601A-2		501C-3-3		
	600H-1		601A-12		501D-3-3		
	600A-11		601B-2		501E-3-3		
	600B-11		601B-12		501F-3-3		
	600C-11		601C-2		501G-3-3		
	600D-11		601C-12		501H-3-3		
	600E-11		601D-2		501A-3-4		
	600F-11		601D-12		501B-3-4		
34000-96L20	600G-11	34000-96L20	601E-2	34100-93J32	501C-3-4		
	600H-11		601E-12		501D-3-4		
	601A-1		601F-2		501E-3-4		
	601B-1		601F-12		501F-3-4		
	601C-1		601G-2		501G-3-4		
	601D-1		601G-12		501H-3-4		
	601E-1		601H-2		501A-3-5		
	601F-1		601H-12		501B-3-5		
	601G-1		602A-2		501C-3-5		
	601H-1		602A-12		501D-3-5		
34000-96L30	601A-11	34000-96L30	602B-2	34100-93J41	501E-3-5		
	601B-11		602B-12		501F-3-5		
	601C-11		602C-2		501G-3-5		
	601D-11		602C-12		501H-3-5		
	601E-11		602D-2		501A-3-6		
	601F-11		602D-12		501B-3-6		
	601G-11		602E-2		501C-3-6		
	601H-11		602E-12		501D-3-6		
	602A-1		602F-2		501E-3-6		
	602B-1		602F-12		501F-3-6		
34002-96L00	602C-1	34002-96L00	602G-2	34100-93J52	501G-3-6		
	602D-1		602G-12		501H-3-6		
	602E-1		602H-2		501A-3-7		
	602F-1		602H-12		501B-3-7		
	602G-1		501A-3-1		501C-3-7		

PART NO.	FIG.NO.-REF.NO.	PART NO.	FIG.NO.-REF.NO.	PART NO.	FIG.NO.-REF.NO.
34112-96L00	501D-3-7	34112-96L00	602G-13	34190-87D00	501H-17
	501E-3-7		602H-3		600A-4
	501F-3-7		602H-13		600A-14
	501G-3-7		501A-22		600B-4
	501H-3-7		501B-22		600B-14
	600A-3		501C-22		600C-4
	600A-13		501D-22		600C-14
	600B-3		501E-22		600D-4
	600B-13		501F-22		600D-14
	600C-3		501G-22		600E-4
34190-88L00	600C-13	34190-88L00	501H-22	34190-95500	600E-14
	600D-3		600A-33		600F-4
	600D-13		600B-33		600F-14
	600E-3		600C-33		600G-4
	600E-13		600D-33		600G-14
	600F-3		600E-33		600H-4
	600F-13		600F-33		600H-14
	600G-3		600G-33		601A-4
	600G-13		600H-33		601A-14
	600H-3		602A-28		601B-4
34190-95500	600H-13	34190-95500	602B-28	34191-92E00	601B-14
	601A-3		602C-28		601C-4
	601A-13		602D-28		601C-14
	601B-3		602E-28		601D-4
	601B-13		602F-28		601D-14
	601C-3		602G-28		601E-4
	601C-13		602H-28		601E-14
	601D-3		501A-23		601F-4
	601D-13		501B-23		601F-14
	601E-3		501C-23		601G-4
601E-13	501D-23	601G-14			
34191-92E00	601F-3	34191-92E00	501E-23	34200-93J01	601H-4
	601F-13		501F-23		601H-14
	601G-3		501G-23		602A-4
	601G-13		501H-23		602A-14
	601H-3		501A-5		602B-4
	601H-13		501A-17		602B-14
	602A-3		501B-5		602C-4
	602A-13		501B-17		602C-14
	602B-3		501C-5		602D-4
	602B-13		501C-17		602D-14
34200-93J01	602C-3	34200-93J01	501D-5	34200-93J01	602E-4
	602C-13		501D-17		602E-14
	602D-3		501E-5		602F-4
	602D-13		501E-17		602F-14
	602E-3		501F-5		602G-4
	602E-13		501F-17		602G-14
	602F-3		501G-5		602H-4
	602F-13		501G-17		602H-14
	602G-3		501H-5		501A-20-1

PART NO.	FIG.NO.-REF.NO.	PART NO.	FIG.NO.-REF.NO.	PART NO.	FIG.NO.-REF.NO.
	501B-20-1		602B-15		501F-14-1
	501C-20-1		602C-5		501G-14-1
	501D-20-1		602C-15		501H-14-1
	501E-20-1		602D-5	34500-93J12	501A-14-2
	501F-20-1		602D-15		501B-14-2
34200-93J13	501G-20-1		602E-5		501C-14-2
	501H-20-1		602E-15		501D-14-2
	501A-20-2		602F-5		501E-14-2
	501B-20-2		602F-15		501F-14-2
	501C-20-2		602G-5		501G-14-2
	501D-20-2		602G-15		501H-14-2
	501E-20-2		602H-5	34600-93J01	501A-8-1
	501F-20-2		602H-15		501B-8-1
	501G-20-2	34300-93J01	501A-10-1		501C-8-1
	501H-20-2		501B-10-1		501D-8-1
34211-96L00	600A-5		501C-10-1		501E-8-1
	600A-15		501D-10-1		501F-8-1
	600B-5		501E-10-1		501G-8-1
	600B-15		501F-10-1		501H-8-1
	600C-5		501G-10-1	34600-93J12	501A-8-2
	600C-15		501H-10-1		501B-8-2
	600D-5	34300-93J12	501A-10-2		501C-8-2
	600D-15		501B-10-2		501D-8-2
	600E-5		501C-10-2		501E-8-2
	600E-15		501D-10-2		501F-8-2
34310-92E00	600F-5		501E-10-2		501G-8-2
	600F-15		501F-10-2		501H-8-2
	600G-5		501G-10-2	34650-93J21	501A-16-1
	600G-15		501H-10-2		501B-16-1
	600H-5		501A-11		501C-16-1
	600H-15		501B-11		501D-16-1
	601A-5		501C-11		501E-16-1
	601A-15		501D-11		501F-16-1
	601B-5		501E-11		501G-16-1
	601B-15		501F-11		501H-16-1
34360-92E00	601C-5		501G-11	34650-93J32	501A-16-2
	601C-15		501H-11		501B-16-2
	601D-5		501A-12		501C-16-2
	601D-15		501B-12		501D-16-2
	601E-5		501C-12		501E-16-2
	601E-15		501D-12		501F-16-2
	601F-5		501E-12		501G-16-2
	601F-15		501F-12		501H-16-2
	601G-5		501G-12	34660-96J00	522A-5
	601G-15		501H-12		522B-5
34500-93J01	601H-5		501A-14-1		522C-2
	601H-15		501B-14-1		522D-2
	602A-5		501C-14-1		522E-5
	602A-15		501D-14-1		522F-5
	602B-5		501E-14-1		522G-2

PART NO.	FIG.NO.-REF.NO.	PART NO.	FIG.NO.-REF.NO.	PART NO.	FIG.NO.-REF.NO.
	522H-2		601A-16		315K-9
	522J-5		601B-6		315L-4
	522K-5		601B-16		315L-5
	522L-2		601C-6		315M-4
	522M-2		601C-16		315M-5
	522N-5		601D-6		315N-8
	522P-5		601D-16		315N-9
	522R-2		601E-6		315P-8
	522S-2		601E-16		315P-9
34800-93J01	501A-1-1		601F-6		315R-4
	501B-1-1		601F-16		315R-5
	501C-1-1		601G-6		315S-4
	501D-1-1		601G-16		315S-5
	501E-1-1		601H-6	34840-98J11	315C-14
	501F-1-1		601H-16		315D-14
	501G-1-1		602A-6		315G-14
	501H-1-1		602A-16		315H-14
	501A-1-2		602B-6		315L-14
	501B-1-2		602B-16		315M-14
34800-93J12	501C-1-2		602C-6		315R-14
	501D-1-2		602C-16		315S-14
	501E-1-2		602D-6	34841-96J00	315C-15
	501F-1-2		602D-16		315D-15
	501G-1-2		602E-6		315G-15
	501H-1-2		602E-16		315H-15
	315A-3		602F-6		315L-15
	315B-3		602F-16		315M-15
	315E-3		602G-6		315R-15
	315F-3		602G-16		315S-15
34801-99E04	315J-3		602H-6	34845-96J00	315C-16
	315K-3		602H-16		315D-16
	315N-3	34830-87J20	315A-8		315G-16
	315P-3		315A-9		315H-16
	600A-6		315B-8		315L-16
	600A-16		315B-9		315M-16
	600B-6		315C-4		315R-16
	600B-16		315C-5		315S-16
	600C-6		315D-4	36001-88L00	600A-27
	600C-16		315D-5		600B-27
34825-96L00	600D-6		315E-8		600C-27
	600D-16		315E-9		600D-27
	600E-6		315F-8		600E-27
	600E-16		315F-9		600F-27
	600F-6		315G-4		600G-27
	600F-16		315G-5		600H-27
	600G-6		315H-4		602A-17
	600G-16		315H-5		602B-17
	600H-6		315J-8		602C-17
	600H-16		315J-9		602D-17
601A-6		315K-8		602E-17	

PART NO.	FIG.NO.-REF.NO.	PART NO.	FIG.NO.-REF.NO.	PART NO.	FIG.NO.-REF.NO.
36610-96J80	602F-17	36615-96300	322S-19	36617-93J00	322K-3
	602G-17		501A-7		322L-3
	602H-17		501B-7		322M-3
	322A-7		501C-7		322N-3
36610-96J90	322B-7	36610-96JA0	501D-7	36617-93J10	322P-3
	322E-7		501E-7		322R-3
	322F-7		501F-7		322S-3
	322J-7		501G-7		322A-22
36610-96JA0	322K-7	36610-96JB0	501H-7	36617-96J00	322B-22
	322N-7		600A-8		322C-22
	322P-7		600A-18		322D-22
	322C-7		600B-8		322E-22
36610-96JB0	322D-7	36611-92J00	600B-18	36617-93J10	322F-22
	322G-7		600C-8		322G-22
	322H-7		600C-18		322H-22
	322L-7		600D-8		322J-22
36611-92J00	322M-7	36611-96J00	600D-18	36617-96J00	322K-22
	322R-7		600E-8		322L-22
	322S-7		600E-18		322M-22
	322C-29		600F-8		322N-22
36611-96J00	322D-29	36612-96J00	600F-18	36617-96J00	322P-22
	322G-29		600G-8		322R-22
	322H-29		600G-18		322S-22
	322L-29		600H-8		315A-11
36612-96J00	322M-29	36616-96J00	600H-18	36617-96J00	315B-11
	322R-29		601A-8		315C-7
	322S-29		601A-18		315D-7
	315C-17		601B-8		315E-11
36616-96J00	315D-17	36617-96J00	601B-18	36617-96J00	315F-11
	315G-17		601C-8		315G-7
	315H-17		601C-18		315H-7
	315L-17		601D-8		315J-11
36617-96J00	315M-17	36617-96J00	601D-18	36617-96J00	315K-11
	315R-17		601E-8		315L-7
	315S-17		601E-18		315M-7
	322A-19		601F-8		315N-11
36617-96J00	322B-19	36617-96J00	601F-18	36617-96J00	315P-11
	322C-19		601G-8		315R-7
	322D-19		601G-18		315S-7
	322E-19		601H-8		322A-23
36617-96J00	322F-19	36617-96J00	601H-18	36617-96J00	322B-23
	322G-19		322A-3		322C-23
	322H-19		322B-3		322D-23
	322J-19		322C-3		322E-23
36617-96J00	322K-19	36617-96J00	322D-3	36617-96J00	322F-23
	322L-19		322E-3		322G-23
	322M-19		322F-3		322H-23
	322N-19		322G-3		322J-23
36617-96J00	322P-19	36617-96J00	322H-3	36617-96J00	322K-23
	322R-19		322I-3		322L-23

PART NO.	FIG.NO.-REF.NO.	PART NO.	FIG.NO.-REF.NO.	PART NO.	FIG.NO.-REF.NO.
36620-98J30	322M-23	36620-98J30	508F-54-3	36620-98J40	508H-3
	322N-23		508G-54-3		508A-2
	322P-23		508H-54-3		508B-2
	322R-23		522C-10		508C-2
36620-93J02	322S-23	36620-93J10	522D-10	36625-93J00	508D-2
	508A-54-1		522G-10		508E-2
	508B-54-1		522H-10		508F-2
	508C-54-1		522L-10		508G-2
36620-93J10	508D-54-1	36620-93J40	522M-10	36625-93J10	508H-2
	508E-54-1		522R-10		601A-7
	508F-54-1		522S-10		601A-17
	508G-54-1		522C-11		601B-7
36620-93J50	508H-54-1	36620-93J50	522D-11	36625-93J10	601B-17
	522A-1-1		522G-11		601C-7
	522B-1-1		522H-11		601C-17
	522E-1-1		522L-11		601D-7
36620-93J30	522F-1-1	36620-93J50	522M-11	36625-93J10	601D-17
	522J-1-1		522R-11		601E-7
	522K-1-1		522S-11		601E-17
	522N-1-1		522C-12		601F-7
36620-93J40	522P-1-1	36620-93J52	522D-12	36625-93J10	601F-17
	522A-2		522G-12		601G-7
	522B-2		522H-12		601G-17
	522E-2		522L-12		601H-7
36620-93J40	522F-2	36620-93J52	522M-12	36625-93J10	601H-17
	522J-2		522R-12		600A-7
	522K-2		522S-12		600A-17
	522N-2		322A-32-1		600B-7
36620-93J50	522P-2	36620-93J52	322B-32-1	36625-93J10	600B-17
	522A-1-2		322E-32-1		600C-7
	522B-1-2		322F-32-1		600C-17
	522E-1-2		322J-32-1		600D-7
36620-93J52	522F-1-2	36620-93J52	322K-32-1	36625-93J10	600D-17
	522J-1-2		322N-32-1		600E-7
	522K-1-2		322P-32-1		600E-17
	522N-1-2		322A-32-2		600F-7
36620-93J62	522P-1-2	36620-93J52	322B-32-2	36625-93J10	600F-17
	508A-54-2		322E-32-2		600G-7
	508B-54-2		322F-32-2		600G-17
	508C-54-2		322J-32-2		600H-7
36620-93J62	508D-54-2	36620-93J52	322K-32-2	36625-93J10	600H-17
	508E-54-2		322N-32-2		600A-38
	508F-54-2		322P-32-2		600B-38
	508G-54-2		508A-3		600C-38
36620-93J62	508H-54-2	36620-93J52	508B-3	36625-93J10	600D-38
	508A-54-3		508C-3		600E-38
	508B-54-3		508D-3		600F-38
	508C-54-3		508E-3		600G-38
36620-93J62	508D-54-3	36620-93J52	508F-3	36625-93J10	600H-38
	508E-54-3		508G-3		602A-32

PART NO.	FIG.NO.-REF.NO.	PART NO.	FIG.NO.-REF.NO.	PART NO.	FIG.NO.-REF.NO.
	602B-32		602D-36		600B-39
	602C-32		602E-7		600C-20
	602D-32		602E-18		600C-29
	602E-32		602E-36		600C-39
	602F-32		602F-7		600D-20
36662-88L10	602G-32		602F-18		600D-29
	602H-32		602F-36		600D-39
	600A-19		602G-7		600E-20
	600A-28		602G-18		600E-29
	600A-34		602G-36		600E-39
	600B-19		602H-7		600F-20
	600B-28		602H-18		600F-29
	600B-34		602H-36		600F-39
	600C-19	36662-88L20	600A-35		600G-20
	600C-28		600B-35		600G-29
600C-34		600C-35		600G-39	
600D-19		600D-35		600H-20	
600D-28		600E-35		600H-29	
600D-34		600F-35		600H-39	
600E-19		600G-35		601A-20	
600E-28		600H-35		601B-20	
600E-34		602A-29		601C-20	
600F-19		602B-29		601D-20	
600F-28		602C-29		601E-20	
600F-34		602D-29		601F-20	
600G-19		602E-29		601G-20	
600G-28		602F-29		601H-20	
600G-34		602G-29		602A-19	
600H-19		602H-29		602A-33	
600H-28	36662-88L30	600A-36		602B-19	
600H-34		600B-36		602B-33	
601A-19		600C-36		602C-19	
601B-19		600D-36		602C-33	
601C-19		600E-36		602D-19	
601D-19		600F-36		602D-33	
601E-19		600G-36		602E-19	
601F-19		600H-36		602E-33	
601G-19		602A-30		602F-19	
601H-19		602B-30		602F-33	
602A-7		602C-30		602G-19	
602A-18		602D-30		602G-33	
602A-36		602E-30		602H-19	
602B-7		602F-30		602H-33	
602B-18		602G-30	36663-98J00	523A-1-1	
602B-36		602H-30		523B-1-1	
602C-7	36663-88L00	600A-29		523C-1-1	
602C-18		600A-29		523D-1-1	
602C-36		600A-39		523E-1-1	
602D-7		600B-20		523F-1-1	
602D-18		600B-29		523G-1-1	

PART NO.	FIG.NO.-REF.NO.	PART NO.	FIG.NO.-REF.NO.	PART NO.	FIG.NO.-REF.NO.
	523H-1-1		602B-25		602D-37
	602A-23		602C-25		602E-8
	602B-23		602D-25		602E-20
	602C-23		602E-25		602E-37
	602D-23		602F-25		602F-8
	602E-23		602G-25		602F-20
	602F-23		602H-25		602F-37
	602G-23	36664-88L00	600A-23		602G-8
	602H-23		600A-30		602G-20
36663-98J10	523A-1-2		600A-40		602G-37
	523B-1-2		600B-23		602H-8
	523C-1-2		600B-30		602H-20
	523D-1-2		600B-40		602H-37
	523E-1-2		600C-23	36665-87L00	600A-24
	523F-1-2		600C-30		600B-24
	523G-1-2		600C-40		600C-24
	523H-1-2		600D-23		600D-24
	600A-9		600D-30		600E-24
	600A-21		600D-40		600F-24
600B-9		600E-23		600G-24	
600B-21		600E-30		600H-24	
600C-9		600E-40	36665-88L00	600A-25	
600C-21		600F-23		600A-31	
600D-9		600F-30		600A-41	
600D-21		600F-40		600B-25	
600E-9		600G-23		600B-31	
600E-21		600G-30		600B-41	
600F-9		600G-40		600C-25	
600F-21		600H-23		600C-31	
600G-9		600H-30		600C-41	
600G-21		600H-40		600D-25	
600H-9		601A-23		600D-31	
600H-21		601B-23		600D-41	
601A-9		601C-23		600E-25	
601A-21		601D-23		600E-31	
601B-9		601E-23		600E-41	
601B-21		601F-23		600F-25	
601C-9		601G-23		600F-31	
601C-21		601H-23		600F-41	
601D-9		602A-8		600G-25	
601D-21		602A-20		600G-31	
601E-9		602A-37		600G-41	
601E-21		602B-8		600H-25	
601F-9		602B-20		600H-31	
601F-21		602B-37		600H-41	
601G-9		602C-8		601A-24	
601G-21		602C-20		601B-24	
601H-9		602C-37		601C-24	
601H-21		602D-8		601D-24	
602A-25		602D-20		601E-24	

PART NO.	FIG.NO.-REF.NO.	PART NO.	FIG.NO.-REF.NO.	PART NO.	FIG.NO.-REF.NO.
	601F-24		601H-25		601B-27
	601G-24		602A-22		601C-27
	601H-24		602A-35		601D-27
	602A-21		602B-22		601E-27
	602A-34		602B-35		601F-27
	602B-21		602C-22		601G-27
	602B-34		602C-35	36682-92E00	601H-27
	602C-21		602D-22		501A-25
	602C-34		602D-35		501B-25
	602D-21		602E-22		501C-25
	602D-34		602E-35		501D-25
	602E-21		602F-22		501E-25
	602E-34		602F-35		501F-25
	602F-21		602G-22		501G-25
	602F-34		602G-35		501H-25
	602G-21		602H-22		602A-11
	602G-34		602H-35		602B-11
	602H-21	36665-96L00	602A-9		602C-11
	602H-34		602B-9		602D-11
36665-88L10	600A-26		602C-9		602E-11
	600A-32		602D-9		602F-11
	600A-42		602E-9		602G-11
	600B-26		602F-9		602H-11
	600B-32		602G-9	36721-96J00	322A-11
	600B-42		602H-9		322B-11
	600C-26	36666-96L00	602A-10		322C-10
	600C-32		602B-10		322D-10
	600C-42		602C-10		322E-11
	600D-26		602D-10		322F-11
	600D-32		602E-10		322G-10
	600D-42		602F-10		322H-10
	600E-26		602G-10		322J-11
	600E-32		602H-10		322K-11
	600E-42	36667-96L00	601A-26		322L-10
	600F-26		601B-26		322M-10
	600F-32		601C-26		322N-11
	600F-42		601D-26		322P-11
	600G-26		601E-26		322R-10
	600G-32		601F-26		322S-10
	600G-42		601G-26	36737-96J00	322A-10
	600H-26		601H-26		322B-10
	600H-32	36667-96L10	600A-43		322C-9
	600H-42		600B-43		322D-9
	601A-25		600C-43		322E-10
	601B-25		600D-43		322F-10
	601C-25		600E-43		322G-9
	601D-25		600F-43		322H-9
	601E-25		600G-43		322J-10
	601F-25		600H-43		322K-10
	601G-25		601A-27		322L-9

PART NO.	FIG.NO.-REF.NO.	PART NO.	FIG.NO.-REF.NO.	PART NO.	FIG.NO.-REF.NO.
	322M-9		336C-26		530J-1
	322N-10		336D-2		530K-1
	322P-10		336D-26		530N-1
	322R-9		336E-2		530P-1
	322S-9		336E-26	37100-96J14	530A-19
36738-96J00	322A-12		336F-2		530B-19
	322B-12		336F-26		530E-19
	322E-12		336G-2		530F-19
	322F-12		336G-26		530J-19
	322J-12		336H-2		530K-19
	322K-12		336H-26		530N-19
	322N-12		336J-2		530P-19
	322P-12		336J-26	37100-96J24	530A-31
36738-96J10	322C-11		336K-2		530B-31
	322D-11		336K-26		530E-31
	322G-11		336L-2		530F-31
	322H-11		336L-26		530J-31
	322L-11		336M-2		530K-31
	322M-11		336M-26		530N-31
	322R-11		336N-2		530P-31
	322S-11		336N-26	37110-93J01	530A-5
36890-93J00	517A-23		336P-2		530A-20
	517B-23		336P-26		530A-32
	517C-23		336R-2		530B-5
	517D-23		336R-26		530B-20
	517E-23		336S-2		530B-32
	517F-23		336S-26		530E-5
	517G-23		337A-33		530E-20
	517H-23	36895-87D10	337A-35		530E-32
	544A-16		405A-9		530F-5
	544B-16	36990-87D00	522A-12		530F-20
	544C-16		522B-12		530F-32
	544D-16		522C-9		530J-5
	544E-16		522D-9		530J-20
	544F-16		522E-12		530J-32
	544G-16		522F-12		530K-5
	544H-16		522G-9		530K-20
36890-93J10	541A-15		522H-9		530K-32
	541B-15		522J-12		530N-5
	541C-15		522K-12		530N-20
	541D-15		522L-9		530N-32
	541E-15		522M-9		530P-5
	541F-15		522N-12		530P-20
	541G-15		522P-12		530P-32
	541H-15		522R-9	37110-93J11	508A-4
36894-87D00	336A-2		522S-9		508B-4
	336A-26	37100-96J00	530A-1		508C-4
	336B-2		530B-1		508D-4
	336B-26		530E-1		508E-4
	336C-2		530F-1		508F-4

PART NO.	FIG.NO.-REF.NO.	PART NO.	FIG.NO.-REF.NO.	PART NO.	FIG.NO.-REF.NO.
37139-99E00	508G-4		530K-21-1		530A-33-3
	508H-4		530K-33-1		530B-6-3
	530A-2		530N-6-1		530B-21-3
	530B-2		530N-21-1		530B-33-3
	530E-2		530N-33-1		530E-6-3
37139-99E10	530F-2	37141-99E10	530P-6-1		530E-21-3
	530J-2		530P-21-1		530E-33-3
	530K-2		530P-33-1		530F-6-3
	530N-2		508A-5-2		530F-21-3
	530P-2		508B-5-2		530F-33-3
	530A-27		508C-5-2		530J-6-3
	530B-27		508D-5-2		530J-21-3
	530E-27		508E-5-2		530J-33-3
	530F-27		508F-5-2		530K-6-3
	530J-27		508G-5-2		530K-21-3
37139-99E20	530K-27		508H-5-2		530K-33-3
	530N-27		530A-6-2		530N-6-3
	530P-27		530A-21-2		530N-21-3
	530A-39		530A-33-2		530N-33-3
	530B-39		530B-6-2		530P-6-3
	530E-39		530B-21-2		530P-21-3
	530F-39		530B-33-2		530P-33-3
	530J-39		530E-6-2	37141-99E30	508A-5-4
	530K-39		530E-21-2		508B-5-4
	530N-39		530E-33-2		508C-5-4
37141-99E00	530P-39		530F-6-2		508D-5-4
	508A-5-1		530F-21-2		508E-5-4
	508B-5-1		530F-33-2		508F-5-4
	508C-5-1		530J-6-2		508G-5-4
	508D-5-1		530J-21-2		508H-5-4
	508E-5-1		530J-33-2		530A-6-4
	508F-5-1		530K-6-2		530A-21-4
	508G-5-1		530K-21-2		530A-33-4
	508H-5-1		530K-33-2		530B-6-4
	530A-6-1		530N-6-2		530B-21-4
	530A-21-1		530N-21-2		530B-33-4
	530A-33-1		530N-33-2		530E-6-4
	530B-6-1		530P-6-2		530E-21-4
	530B-21-1		530P-21-2		530E-33-4
	530B-33-1		530P-33-2		530F-6-4
37141-99E20	530E-6-1		508A-5-3		530F-21-4
	530E-21-1		508B-5-3		530F-33-4
	530E-33-1		508C-5-3		530J-6-4
	530F-6-1		508D-5-3		530J-21-4
	530F-21-1		508E-5-3		530J-33-4
	530F-33-1		508F-5-3		530K-6-4
	530J-6-1		508G-5-3		530K-21-4
	530J-21-1		508H-5-3		530K-33-4
	530J-33-1		530A-6-3		530N-6-4
	530K-6-1		530A-21-3		530N-21-4

PART NO.	FIG.NO.-REF.NO.	PART NO.	FIG.NO.-REF.NO.	PART NO.	FIG.NO.-REF.NO.
37141-99E40	530N-33-4		530E-6-6	37141-99E70	508A-5-8
	530P-6-4		530E-21-6		508B-5-8
	530P-21-4		530E-33-6		508C-5-8
	530P-33-4		530F-6-6		508D-5-8
	508A-5-5		530F-21-6		508E-5-8
	508B-5-5		530F-33-6		508F-5-8
	508C-5-5		530J-6-6		508G-5-8
	508D-5-5		530J-21-6		508H-5-8
	508E-5-5		530J-33-6		530A-6-8
	508F-5-5		530K-6-6		530A-21-8
37141-99E60	508G-5-5		530K-21-6		530A-33-8
	508H-5-5		530K-33-6		530B-6-8
	530A-6-5		530N-6-6		530B-21-8
	530A-21-5		530N-21-6		530B-33-8
	530A-33-5		530N-33-6		530E-6-8
	530B-6-5		530P-6-6		530E-21-8
	530B-21-5		530P-21-6		530E-33-8
	530B-33-5		530P-33-6		530F-6-8
	530E-6-5		508A-5-7		530F-21-8
	530E-21-5		508B-5-7		530F-33-8
	530E-33-5		508C-5-7		530J-6-8
	530F-6-5		508D-5-7		530J-21-8
	530F-21-5		508E-5-7		530J-33-8
	530F-33-5		508F-5-7		530K-6-8
	530J-6-5		508G-5-7		530K-21-8
530J-21-5		508H-5-7		530K-33-8	
530J-33-5		530A-6-7		530N-6-8	
530K-6-5		530A-21-7		530N-21-8	
530K-21-5		530A-33-7		530N-33-8	
530K-33-5		530B-6-7		530P-6-8	
530N-6-5		530B-21-7		530P-21-8	
530N-21-5		530B-33-7		530P-33-8	
530N-33-5		530E-6-7	37141-99E80	508A-5-9	
530P-6-5		530E-21-7		508B-5-9	
530P-21-5		530E-33-7		508C-5-9	
530P-33-5		530F-6-7		508D-5-9	
508A-5-6		530F-21-7		508E-5-9	
508B-5-6		530F-33-7		508F-5-9	
508C-5-6		530J-6-7		508G-5-9	
508D-5-6		530J-21-7		508H-5-9	
508E-5-6		530J-33-7		530A-6-9	
508F-5-6		530K-6-7		530A-21-9	
508G-5-6		530K-21-7		530A-33-9	
508H-5-6		530K-33-7		530B-6-9	
530A-6-6		530N-6-7		530B-21-9	
530A-21-6		530N-21-7		530B-33-9	
530A-33-6		530N-33-7		530E-6-9	
530B-6-6		530P-6-7		530E-21-9	
530B-21-6		530P-21-7		530E-33-9	
530B-33-6		530P-33-7		530F-6-9	

PART NO.	FIG.NO.-REF.NO.	PART NO.	FIG.NO.-REF.NO.	PART NO.	FIG.NO.-REF.NO.
	530F-21-9		508E-5-11		530J-33-12
	530F-33-9		508F-5-11		530K-6-12
	530J-6-9		508G-5-11		530K-21-12
	530J-21-9		508H-5-11		530K-33-12
	530J-33-9		530A-6-11		530N-6-12
	530K-6-9		530A-21-11		530N-21-12
	530K-21-9		530A-33-11		530N-33-12
	530K-33-9		530B-6-11		530P-6-12
	530N-6-9		530B-21-11		530P-21-12
	530N-21-9		530B-33-11		530P-33-12
	530N-33-9		530E-6-11	37143-99E00	508A-6
	530P-6-9		530E-21-11		508B-6
	530P-21-9		530E-33-11		508C-6
	530P-33-9		530F-6-11		508D-6
37141-99E90	508A-5-10		530F-21-11		508E-6
	508B-5-10		530F-33-11		508F-6
	508C-5-10		530J-6-11		508G-6
	508D-5-10		530J-21-11		508H-6
	508E-5-10		530J-33-11		530A-7
	508F-5-10		530K-6-11		530A-22
	508G-5-10		530K-21-11		530A-34
	508H-5-10		530K-33-11		530B-7
	530A-6-10		530N-6-11		530B-22
	530A-21-10		530N-21-11		530B-34
	530A-33-10		530N-33-11		530E-7
	530B-6-10		530P-6-11		530E-22
	530B-21-10		530P-21-11		530E-34
	530B-33-10		530P-33-11		530F-7
	530E-6-10	37141-99E00	508A-5-12		530F-22
	530E-21-10		508B-5-12		530F-34
	530E-33-10		508C-5-12		530J-7
	530F-6-10		508D-5-12		530J-22
	530F-21-10		508E-5-12		530J-34
	530F-33-10		508F-5-12		530K-7
	530J-6-10		508G-5-12		530K-22
	530J-21-10		508H-5-12		530K-34
	530J-33-10		530A-6-12		530N-7
	530K-6-10		530A-21-12		530N-22
	530K-21-10		530A-33-12		530N-34
	530K-33-10		530B-6-12		530P-7
	530N-6-10		530B-21-12		530P-22
	530N-21-10		530B-33-12		530P-34
	530N-33-10		530E-6-12	37149-93J00	508A-7
	530P-6-10		530E-21-12		508B-7
	530P-21-10		530E-33-12		508C-7
	530P-33-10		530F-6-12		508D-7
37141-99EA0	508A-5-11		530F-21-12		508E-7
	508B-5-11		530F-33-12		508F-7
	508C-5-11		530J-6-12		508G-7
	508D-5-11		530J-21-12		508H-7

PART NO.	FIG.NO.-REF.NO.	PART NO.	FIG.NO.-REF.NO.	PART NO.	FIG.NO.-REF.NO.
	530A-8		542C-11		326E-12
	530A-23		542D-11		326F-12
	530A-35		542E-11		326G-11
	530B-8		542F-11		326H-11
	530B-23		542G-11		326J-12
	530B-35		542H-11		326K-12
	530E-8	37721-93J00	326A-5		326L-11
	530E-23		326B-5		326M-11
	530E-35		326C-5		326N-12
	530F-8		326D-5		326P-12
	530F-23		326E-5		326R-11
	530F-35		326F-5	37725-93J11	326S-11
	530J-8		326G-5		326C-7
	530J-23		326H-5		326D-7
	530J-35		326J-5		326G-7
	530K-8		326K-5		326H-7
	530K-23		326L-5		326L-7
	530K-35		326M-5		326M-7
	530N-8		326N-5		326R-7
	530N-23		326P-5		326S-7
	530N-35		326R-5	37725-96J00	326A-8
	530P-8		326S-5		326B-8
	530P-23	37721-93J91	508A-8		326E-8
	530P-35		508B-8		326F-8
37210-93J00	530A-17		508C-8		326J-8
	530B-17		508D-8		326K-8
	530E-17		508E-8		326N-8
	530F-17		508F-8		326P-8
	530J-17		508G-8	37729-93J00	326A-2
	530K-17		508H-8		326B-2
	530N-17	37721-95500	518A-12		326E-2
	530P-17		518B-12		326F-2
37212-93J00	530A-18		518C-12		326J-2
	530B-18		518D-12		326K-2
	530E-18		518E-12		326N-2
	530F-18		518F-12		326P-2
	530J-18		518G-12	37729-96L00	326C-3
	530K-18		518H-12		326D-3
	530N-18		545A-11		326G-3
	530P-18		545B-11		326H-3
37220-92E00	541A-16		545C-11		326L-3
	541B-16		545D-11		326M-3
	541C-16		545E-11		326R-3
	541D-16		545F-11		326S-3
	541E-16		545G-11	37803-93J04	530A-9
	541F-16		545H-11		530B-9
	541G-16	37722-93J11	326A-12		530E-9
	541H-16		326B-12		530F-9
37721-92E10	542A-11		326C-11		530J-9
	542B-11		326D-11		530K-9

PART NO.	FIG.NO.-REF.NO.	PART NO.	FIG.NO.-REF.NO.	PART NO.	FIG.NO.-REF.NO.
37805-93J00	530N-9		315J-10		508C-11
	530P-9		315K-10		508D-11
	530A-15		315L-6		508E-11
	530B-15		315M-6		508F-11
	530E-15		315N-10		508G-11
37820-93J04	530F-15	37823-92E01	315P-10		508H-11
	530J-15		315R-6		530A-12
	530K-15		315S-6		530A-26
	530N-15		508A-10		530A-38
	530P-15		508B-10		530B-12
	508A-9		508C-10		530B-26
	508B-9		508D-10		530B-38
	508C-9		508E-10		530E-12
	508D-9		508F-10		530E-26
	508E-9		508G-10		530E-38
37820-93J94	508F-9		508H-10		530F-12
	508G-9		530A-11		530F-26
	508H-9		530A-25		530F-38
	530A-10		530A-37		530J-12
	530A-36		530B-11		530J-26
	530B-10		530B-25		530J-38
	530B-36		530B-37		530K-12
	530E-10		530E-11		530K-26
	530E-36		530E-25		530K-38
	530F-10		530E-37		530N-12
37820-93J94	530F-36		530F-11		530N-26
	530J-10		530F-25		530N-38
	530J-36		530F-37		530P-12
	530K-10		530J-11		530P-26
	530K-36		530J-25		530P-38
	530N-10		530J-37	37850-90J05	508A-12
	530N-36		530K-11		508B-12
	530P-10		530K-25		508C-12
	530P-36		530K-37		508D-12
	530A-24		530N-11		508E-12
37820-99E01	530B-24		530N-25		508F-12
	530E-24		530N-37		508G-12
	530F-24		530P-11		508H-12
	530J-24		530P-25	37850-92E26	517A-5
	530K-24		530P-37		517B-5
	530N-24	37825-99E00	530A-13		517C-5
	530P-24		530B-13		517D-5
	315A-10		530E-13		517E-5
	315B-10		530F-13		517F-5
	315C-6		530J-13		517G-5
315D-6	530K-13			517H-5	
315E-10	530N-13		37850-92J00	326A-9	
315F-10	530P-13			326B-9	
315G-6	508A-11			326C-8	
315H-6	508B-11			326D-8	

PART NO.	FIG.NO.-REF.NO.	PART NO.	FIG.NO.-REF.NO.	PART NO.	FIG.NO.-REF.NO.
	326E-9		326R-9		326N-14
	326F-9	37857-92J00	326S-9	38410-93J20	326P-14
	326G-8		326A-11		326C-16
	326H-8		326B-11		326D-16
	326J-9		326C-10		326G-16
	326K-9		326D-10		326H-16
	326L-8		326E-11	326L-16	
	326M-8		326F-11	326M-16	
	326N-9		326G-10	326R-16	
	326P-9		326H-10	326S-16	
37850-93J10	326R-8		326J-11	38415-93J00	326A-15
	326S-8		326K-11		326B-15
	541A-4		326L-10		326E-15
	541B-4		326M-10		326F-15
	541C-4		326N-11		326J-15
	541D-4		326P-11	326K-15	
	541E-4		326R-10	326N-15	
	541F-4		326S-10	326P-15	
	541G-4	37859-90J00	508A-51	38415-93J20	326C-17
	541H-4		508B-51		326D-17
544A-4	508C-51		326G-17		
544B-4	508D-51		326H-17		
544C-4	508E-51		326L-17		
544D-4		508F-51	326M-17		
544E-4		508G-51	326R-17		
544F-4		508H-51	326S-17		
544G-4	37860-87L00	530C-1	38500-93J00	522A-4	
544H-4		530D-1		522B-4	
530A-16		530G-1		522E-4	
530B-16		530H-1		522F-4	
530E-16		530L-1		522J-4	
530F-16		530M-1	522K-4		
530J-16		530R-1	522N-4		
530K-16		530S-1	522P-4		
530N-16	37862-87L00	530C-2	38500-93J90	508A-13	
530P-16		530D-2		508B-13	
326A-10		530G-2		508C-13	
326B-10		530H-2		508D-13	
326C-9		530L-2		508E-13	
326D-9		530M-2	508F-13		
326E-10		530R-2	508G-13		
326F-10		530S-2	508H-13		
326G-9	38100-96J10	337A-4	530A-3		
326H-9		340A-1	530A-29		
326J-10		38410-93J12	326A-14	530A-41	
326K-10			326B-14	530B-3	
326L-9			326E-14	530B-29	
326M-9	326F-14		530B-41		
326N-10	326J-14		530E-3		
326P-10		326K-14	530E-29		

PART NO.	FIG.NO.-REF.NO.	PART NO.	FIG.NO.-REF.NO.	PART NO.	FIG.NO.-REF.NO.
	530E-41		326G-25		602E-31
	530F-3		326H-25		602F-31
	530F-29		326L-25		602G-31
	530F-41		326M-25		602H-31
	530J-3		326R-25		
	530J-29		326S-25		
	530J-41	38890-98J10	326C-20		
	530K-3		326D-20	40000	
	530K-29		326G-20		
	530K-41		326H-20		
	530N-3		326L-20	41111-96J21-0EP	335A-1-1
	530N-29		326M-20		335B-1-1
	530N-41		326R-20		335C-1-1
	530P-3		326S-20		335D-1-1
	530P-29	38892-98J00	326C-21		335E-1-1
	530P-41		326D-21		335F-1-1
38860-76F01	322A-13		326G-21		335G-1-1
	322A-14		326H-21		335H-1-1
	322B-13		326L-21		335J-1-1
	322B-14		326M-21		335K-1-1
	322C-12		326R-21		335L-1-1
	322C-13		326S-21		335M-1-1
	322D-12	38895-98J00	326C-22		335N-1-1
	322D-13		326D-22		335P-1-1
	322E-13		326G-22		335R-1-1
	322E-14		326H-22		335S-1-1
	322F-13		326L-22	41111-96J21-Y5S	335A-1-2
	322F-14		326M-22		335B-1-2
	322G-12		326R-22		335C-1-2
	322G-13		326S-22		335D-1-2
	322H-12	38915-90J00	326C-26		335E-1-2
	322H-13		326D-26		335F-1-2
	322J-13		326G-26		335G-1-2
	322J-14		326H-26		335H-1-2
	322K-13		326L-26		335J-1-2
	322K-14		326M-26		335K-1-2
	322L-12		326R-26		335L-1-2
	322L-13		326S-26		335M-1-2
	322M-12	39950-88L01	600A-37		335N-1-2
	322M-13		600B-37		335P-1-2
	322N-13		600C-37		335R-1-2
	322N-14		600D-37		335S-1-2
	322P-13		600E-37	41118-96J00	315A-18
	322P-14		600F-37		315B-18
	322R-12		600G-37		315E-18
	322R-13		600H-37		315F-18
	322S-12		602A-31		315J-18
	322S-13		602B-31		315K-18
	326C-25		602C-31		315N-18
	326D-25		602D-31		315P-18

PART NO.	FIG.NO.-REF.NO.	PART NO.	FIG.NO.-REF.NO.	PART NO.	FIG.NO.-REF.NO.
41121-96J12-0EP	335A-2-1		335C-4		336M-15
	335B-2-1		335D-4		336N-15
	335C-2-1		335E-4		336P-15
	335D-2-1		335F-4		336R-15
	335E-2-1		335G-4		336S-15
	335F-2-1		335H-4	41224-95E01	336A-17
	335G-2-1		335J-4		336B-17
	335H-2-1		335K-4		336C-17
	335J-2-1		335L-4		336D-17
	335K-2-1		335M-4		336E-17
	335L-2-1		335N-4		336F-17
	335M-2-1		335P-4		336G-17
	335N-2-1		335R-4		336H-17
	335P-2-1		335S-4		336J-17
	335R-2-1	41155-93J02	335A-10		336K-17
	335S-2-1		335B-10		336L-17
41121-96J12-Y5S	335A-2-2		335C-10		336M-17
	335B-2-2		335D-10		336N-17
	335C-2-2		335E-10		336P-17
	335D-2-2		335F-10		336R-17
	335E-2-2		335G-10		336S-17
	335F-2-2		335H-10	41230-96J00	336A-18
	335G-2-2		335J-10		336B-18
	335H-2-2		335K-10		336C-18
	335J-2-2		335L-10		336D-18
	335K-2-2		335M-10		336E-18
	335L-2-2		335N-10		336F-18
	335M-2-2		335P-10		336G-18
	335N-2-2		335R-10		336H-18
	335P-2-2		335S-10		336J-18
	335R-2-2	41161-94400	442A-1		336K-18
	335S-2-2		575A-2		336L-18
41130-92J03	335A-3		575B-2		336M-18
	335B-3		575C-2		336N-18
	335C-3		575D-2		336P-18
	335D-3		575E-2		336R-18
	335E-3		575F-2		336S-18
	335F-3		575G-2	41233-95E10	336A-19
	335G-3		575H-2		336B-19
	335H-3	41220-96J10	336A-15		336C-19
	335J-3		336B-15		336D-19
	335K-3		336C-15		336E-19
	335L-3		336D-15		336F-19
	335M-3		336E-15		336G-19
	335N-3		336F-15		336H-19
	335P-3		336G-15		336J-19
	335R-3		336H-15		336K-19
	335S-3		336J-15		336L-19
41135-92J00	335A-4		336K-15		336M-19
	335B-4		336L-15		336N-19

PART NO.	FIG.NO.-REF.NO.	PART NO.	FIG.NO.-REF.NO.	PART NO.	FIG.NO.-REF.NO.
41234-96J10	336P-19	43111-96J10-0EP	336S-3-2		315B-17
	336R-19		336A-3-3		315C-13
	336S-19		336B-3-3		315D-13
	336A-16		336C-3-3		315E-17
	336B-16		336D-3-3		315F-17
	336C-16		336E-3-3		315G-13
	336D-16		336F-3-3		315H-13
	336E-16		336G-3-3		315J-17
	336F-16		336H-3-3		315K-17
	336G-16		336J-3-3		315L-13
336H-16	336K-3-3	315M-13			
336J-16	336L-3-3	315N-17	43211-93J00	315P-17	
336K-16	336M-3-3	315P-17		315R-13	
336L-16	336N-3-3	315R-13		315S-13	
336M-16	336P-3-3	315S-13		336A-4	
336N-16	336R-3-3	336A-4		336B-4	
336P-16	336S-3-3	336B-4		336C-4	
336R-16	336A-3-4	336C-4		336D-4	
336S-16	336B-3-4	336D-4		336E-4	
336A-3-1	336C-3-4	336E-4		336F-4	
336B-3-1	336D-3-4	336F-4		336G-4	
336C-3-1	336E-3-4	336G-4	336H-4		
336D-3-1	336F-3-4	336H-4	336J-4		
336E-3-1	336G-3-4	336J-4	336K-4		
336F-3-1	336H-3-4	336K-4	336L-4		
336G-3-1	336J-3-4	336L-4	336M-4		
336H-3-1	336K-3-4	336M-4	336N-4		
336J-3-1	336L-3-4	336N-4	336P-4		
336K-3-1	336M-3-4	336P-4	336R-4		
336L-3-1	336N-3-4	336R-4	336S-4		
336M-3-1	336P-3-4	336S-4	336A-5		
336N-3-1	336R-3-4	336A-5	336B-5		
336P-3-1	336S-3-4	336B-5	336C-5		
336R-3-1	315A-15	336C-5	336D-5		
336S-3-1	315B-15	336D-5	336E-5		
336A-3-2	315C-11	336E-5	336F-5		
336B-3-2	315D-11	336F-5	336G-5		
336C-3-2	315E-15	336G-5	336H-5		
336D-3-2	315F-15	336H-5	336J-5		
336E-3-2	315G-11	336J-5	336K-5		
336F-3-2	315H-11	336K-5	336L-5		
336G-3-2	315J-15	336L-5	336M-5		
336H-3-2	315K-15	336M-5	336N-5		
336J-3-2	315L-11	336N-5	336P-5		
336K-3-2	315M-11	336P-5	336R-5		
336L-3-2	315N-15	336R-5	336S-5		
336M-3-2	315P-15	336S-5	336A-6-1		
336N-3-2	315R-11	336A-6-1	336B-6-1		
336P-3-2	315S-11	336B-6-1	336C-6-1		
336R-3-2	315A-17	336C-6-1	336C-6-1		

PART NO.	FIG.NO.-REF.NO.	PART NO.	FIG.NO.-REF.NO.	PART NO.	FIG.NO.-REF.NO.
43750-96J02-Y5S	336D-6-1	43750-96J02-Y5S	336F-6-1		335F-16
	336E-6-1		336G-6-4		335G-16
	336F-6-1		336H-6-4		335H-16
	336G-6-1		336J-6-4		335J-16
	336H-6-1		336K-6-4		335K-16
	336J-6-1		336L-6-4		335L-16
	336K-6-1		336M-6-4		335M-16
	336L-6-1		336N-6-4		335N-16
	336M-6-1		336P-6-4		335P-16
	336N-6-1		336R-6-4		335R-16
336P-6-1	336S-6-4	335S-16	48144-93J00	337A-1	
336R-6-1	337A-1	337A-25		337A-1	
336S-6-1	337A-24	337A-26		337A-26	
336A-6-2	335A-13	337A-27		337A-27	
336B-6-2	335B-13	337A-7		337A-7	
336C-6-2	335C-13	337A-14		337A-14	
336D-6-2	335D-13	337A-5		337A-5	
336E-6-2	335E-13	340A-11		340A-11	
336F-6-2	335F-13	337A-6		337A-6	
336G-6-2	335G-13	337A-16		337A-16	
336H-6-2	335H-13	337A-17	337A-17		
336J-6-2	335J-13	340A-12	340A-12		
336K-6-2	335K-13	337A-18	337A-18		
336L-6-2	335L-13	337A-19	337A-19		
336M-6-2	335M-13	337A-20	337A-20		
336N-6-2	335N-13	337A-8	337A-8		
336P-6-2	335P-13	337A-15	337A-15		
336R-6-2	335R-13	337A-9	337A-9		
336S-6-2	335S-13	337A-10	337A-10		
336A-6-3	335A-14	337A-11	337A-11		
336B-6-3	335B-14	337A-12	337A-12		
336C-6-3	335C-14	337A-13	337A-13		
336D-6-3	335D-14	337A-21	337A-21		
336E-6-3	335E-14	337A-22	337A-22		
336F-6-3	335F-14	337A-23	337A-23		
336G-6-3	335G-14	337A-24	337A-24		
336H-6-3	335H-14	337A-25	337A-25		
336J-6-3	335J-14	337A-26	337A-26		
336K-6-3	335K-14	337A-27	337A-27		
336L-6-3	335L-14	337A-28	337A-28		
336M-6-3	335M-14	337A-29	337A-29		
336N-6-3	335N-14	337A-30	337A-30		
336P-6-3	335P-14	337A-31	337A-31		
336R-6-3	335R-14	337A-32	337A-32		
336S-6-3	335S-14	337A-33	337A-33		
336A-6-4	335A-16	337A-34	337A-34		
336B-6-4	335B-16	337A-35	337A-35		
336C-6-4	335C-16	337A-36	337A-36		
336D-6-4	335D-16	337A-37	337A-37		
336E-6-4	335E-16	337A-38	337A-38		

50000

PART NO.	FIG.NO.-REF.NO.	PART NO.	FIG.NO.-REF.NO.	PART NO.	FIG.NO.-REF.NO.	
51111-96J00-Y5S	401K-1-1	51123-96J01	401H-9	51140-96J00	401J-12	
	401N-1-1		401J-9		401K-12	
	401P-1-1		401K-9		401L-12	
	401A-1-2		401L-9		401M-12	
	401B-1-2		401M-9		401N-12	
51111-96J20-0EP	401E-1-2	51123-96J01	401N-9	51140-96J00	401P-12	
	401F-1-2		401P-9		401R-12	
	401J-1-2		401R-9		401S-12	
	401K-1-2		401S-9		401A-17	
	401N-1-2		401A-13		401B-17	
	401P-1-2		401B-13		401C-17	
	401C-1-1		401C-13		401D-17	
	401D-1-1		401D-13		401E-17	
	401G-1-1		401E-13		401F-17	
	401H-1-1		401F-13		401G-17	
51111-96J20-Y5S	401L-1-1	51123-96J01	401G-13	51142-96J00	401H-17	
	401M-1-1		401H-13		401J-17	
	401R-1-1		401J-13		401K-17	
	401S-1-1		401K-13		401L-17	
	401C-1-2		401L-13		401M-17	
	401D-1-2		401M-13		401N-17	
	401G-1-2		401N-13		401P-17	
	401H-1-2		401P-13		401R-17	
	401L-1-2		401R-13		401S-17	
	401M-1-2		401S-13		401A-18	
51115-90J10	401R-1-2	51124-93J01	585A-11	51161-96J01	401B-18	
	401S-1-2		401A-11		401C-18	
	401A-4		401B-11		401D-18	
	401B-4		401C-11		401E-18	
	401C-4		401D-11		401F-18	
	401D-4		401E-11		401G-18	
	401E-4		401F-11		401H-18	
	401F-4		401G-11		401J-18	
	401G-4		401H-11		401K-18	
	401H-4		401J-11		401L-18	
51120-96J02	401J-4	51125-93J00	401K-11	51161-96J01	401M-18	
	401K-4		401L-11		401N-18	
	401L-4		401M-11		401P-18	
	401M-4		401N-11		401R-18	
	401N-4		401P-11		401S-18	
	401P-4		401R-11		585A-12	
	401R-4		401S-11		401A-20	
	401S-4		401A-12		401B-20	
	401A-9		401B-12		401C-20	
	401B-9		401C-12		401D-20	
401C-9			401D-12		401E-20	
			401D-9		401E-12	401F-20
			401E-9		401F-12	401G-20
			401F-9		401G-12	401H-20
			401G-9		401H-12	401J-20

PART NO.	FIG.NO.-REF.NO.	PART NO.	FIG.NO.-REF.NO.	PART NO.	FIG.NO.-REF.NO.	
51162-96J00	401K-20	52111-96J00-0EP	401M-3	54127-96J00	401J-37	
	401L-20		401N-3		401K-37	
	401M-20		585A-13		401L-37	
	401N-20		405A-1-1		401M-37	
	401P-20		405A-1-2		401N-37	
	401R-20		405A-1-3		401P-37	
	401S-20		405A-1-4		401R-37	
	401A-21		401A-30		401S-37	
	401B-21		401B-30		401A-36	
	401C-21		401C-30		401B-36	
51170-96J01	401D-21	54121-96J01	401D-30	54130-96J01	401C-36	
	401E-21		401E-30		401D-36	
	401F-21		401F-30		401E-36	
	401G-21		401G-30		401F-36	
	401H-21		401H-30		401G-36	
	401J-21		401J-30		401H-36	
	401K-21		401K-30		401J-36	
	401L-21		401L-30		401K-36	
	401M-21		401M-30		401L-36	
	401N-21		401N-30		401M-36	
51211-96J00	401P-21	54122-96J00	401O-30	54137-93J02	401N-36	
	401R-21		401P-30		401P-36	
	401S-21		401Q-30		401R-36	
	401A-23		401R-30		401S-36	
	401B-23		401S-30		401A-29	
	401C-23		401A-28		401B-29	
	401D-23		401B-28		401C-29	
	401E-23		401C-28		401D-29	
	401F-23		401D-28		401E-29	
	401G-23		401E-28		401F-29	
51211-96J00	401H-23	54122-96J00	401F-28	54137-93J02	401G-29	
	401J-23		401G-28		401H-29	
	401K-23		401H-28		401J-29	
	401L-23		401I-28		401K-29	
	401M-23		401J-28		401L-29	
	401N-23		401K-28		401M-29	
	401P-23		401L-28		401N-29	
	401R-23		401M-28		401P-29	
	401S-23		401N-28		401R-29	
	401A-3		401P-28		401S-29	
401B-3	54122-96J00	54122-96J00	401R-28	54137-93J02	401A-33	
			401C-3		401S-28	401B-33
			401D-3		401A-37	401C-33
			401E-3		401B-37	401D-33
			401F-3		401C-37	401E-33
			401G-3		401D-37	401F-33
			401H-3		401E-37	401G-33
			401J-3		401F-37	401H-33
			401K-3		401G-37	401J-33
			401L-3		401H-37	401K-33

PART NO.	FIG.NO.-REF.NO.	PART NO.	FIG.NO.-REF.NO.	PART NO.	FIG.NO.-REF.NO.
	401L-33		407G-11-1		407J-10
	401M-33		407H-11-1		407K-10
	401N-33		407J-8-1		407L-10
	401P-33		407K-8-1		407M-10
	401R-33		407L-8-1		407N-13
	401S-33		407M-8-1		407P-13
54151-96J01	405A-11		407N-11-1		407R-13
54160-96J01	405A-12		407P-11-1		407S-13
54167-96J00	405A-20		407R-11-1	55128-93L00	407A-11
54211-96J01-0EP	405A-13-1		407S-11-1		407B-11
54211-96J01-Y5S	405A-13-2	55125-98J00-Y5S	407A-8-2		407C-11
54221-96J00	405A-14		407B-8-2		407D-11
55110-93J20-0EP	407A-1-1		407C-8-2		407E-14
	407B-1-1		407D-8-2		407F-14
	407C-1-1		407E-11-2		407G-14
	407D-1-1		407F-11-2		407H-14
	407J-1-1		407G-11-2		407J-11
	407K-1-1		407H-11-2		407K-11
	407L-1-1		407J-8-2		407L-11
	407M-1-1		407K-8-2		407M-11
55110-93J20-Y5S	407A-1-2		407L-8-2		407N-14
	407B-1-2		407M-8-2		407P-14
	407C-1-2		407N-11-2		407R-14
	407D-1-2		407P-11-2		407S-14
	407J-1-2		407R-11-2	55320-94900	335A-11
	407K-1-2		407S-11-2		335B-11
	407L-1-2	55127-87D00	407A-17		335C-11
	407M-1-2		407B-17		335D-11
55110-93J30-0EP	407E-1-1		407C-17		335E-11
	407F-1-1		407D-17		335F-11
	407G-1-1		407E-20		335G-11
	407H-1-1		407F-20		335H-11
	407N-1-1		407G-20		335J-11
	407P-1-1		407H-20		335K-11
	407R-1-1		407J-17		335L-11
	407S-1-1		407K-17		335M-11
55110-93J30-Y5S	407E-1-2		407L-17		335N-11
	407F-1-2		407M-17		335P-11
	407G-1-2		407N-20		335R-11
	407H-1-2		407P-20		335S-11
	407N-1-2		407R-20	55321-87J01	111A-19
	407P-1-2		407S-20		111B-19
	407R-1-2	55128-93J10	407A-10		111C-19
	407S-1-2		407B-10		111D-19
55125-98J00-0EP	407A-8-1		407C-10		111E-19
	407B-8-1		407D-10		111F-19
	407C-8-1		407E-13		111G-19
	407D-8-1		407F-13		111H-19
	407E-11-1		407G-13		111J-19
	407F-11-1		407H-13		111K-19

PART NO.	FIG.NO.-REF.NO.	PART NO.	FIG.NO.-REF.NO.	PART NO.	FIG.NO.-REF.NO.
	111L-19		335E-17		220J-27-2
	111M-19		335F-17		220K-27-2
	111N-19		335J-17		220L-27-2
	111P-19		335K-17		220M-27-2
	111R-19		335N-17		220E-27-1
	111S-19		335P-17	56120-93J60-0EP	220F-27-1
	113A-13	55332-87D11	407A-15		220G-27-1
	140A-6		407B-15		220H-27-1
	336A-13-1		407C-15		220N-27-1
	336B-13-1		407D-15		220P-27-1
	336C-13		407E-18		220R-27-1
	336D-13		407F-18		220S-27-1
	336E-13-1		407G-18	56120-93J60-Y5S	220E-27-2
	336F-13-1		407H-18		220F-27-2
	336G-13		407J-15		220G-27-2
	336H-13		407K-15		220H-27-2
	336J-13-1		407L-15		220N-27-2
	336K-13-1		407M-15		220P-27-2
	336L-13		407N-18		220R-27-2
	336M-13		407P-18		220S-27-2
	336N-13-1		407R-18	56130-93J02	220A-34
	336P-13-1		407S-18		220B-34
	336R-13	55333-87D10	407A-16		220C-34
	336S-13		407B-16		220D-34
	336A-13-2		407C-16		220E-34
55321-87J11	336B-13-2		407D-16		220F-34
	336E-13-2		407E-19		220G-34
	336F-13-2		407F-19		220H-34
	336J-13-2		407G-19		220J-34
	336K-13-2		407H-19		220K-34
	336N-13-2		407J-16		220L-34
	336P-13-2		407K-16		220M-34
55321-93J01	407A-13		407L-16		220N-34
	407B-13		407M-16		220P-34
	407C-13		407N-19		220R-34
	407D-13		407P-19		220S-34
	407E-16		407R-19	56140-93J01	220A-38
	407F-16		407S-19		220B-38
	407G-16	56120-93J50-0EP	220A-27-1		220C-38
	407H-16		220B-27-1		220D-38
	407J-13		220C-27-1		220J-38
	407K-13		220D-27-1		220K-38
	407L-13		220J-27-1		220L-38
	407M-13		220K-27-1		220M-38
	407N-16		220L-27-1	56140-93J10	220E-38
	407P-16		220M-27-1		220F-38
	407R-16	56120-93J50-Y5S	220A-27-2		220G-38
	407S-16		220B-27-2		220H-38
55321-94910	335A-17		220C-27-2		220N-38
	335B-17		220D-27-2		220P-38

PART NO.	FIG.NO.-REF.NO.	PART NO.	FIG.NO.-REF.NO.	PART NO.	FIG.NO.-REF.NO.
56145-93J00	220R-38		220H-2		220B-11
	220S-38		220J-2		220C-11
	407E-3		220K-2		220D-11
	407F-3		220L-2		220J-11
	407G-3		220M-2		220K-11
57110-96J31	407H-3	57134-93J00	220N-2	57610-93J00	220L-11
	407N-3		220P-2		220M-11
	407P-3		220R-2		220A-18
	407R-3		220S-2		220B-18
	407S-3		220A-3		220J-18
	220A-1-2		220B-3		220K-18
	220B-1-2		220C-3		220E-15
	220C-1-2		220D-3		220F-15
	220D-1-2		220E-3		220N-15
	220E-1-2		220F-3		220P-15
57110-96J41	220F-1-2	57300-96810	220G-3	57621-93J10	220C-18
	220G-1-2		220H-3		220D-18
	220H-1-2		220J-3		220L-18
	220J-1-2		220K-3		220M-18
	220K-1-2		220L-3		220G-15
	220L-1-2		220M-3		220H-15
	220M-1-2		220N-3		220R-15
	220N-1-2		220P-3		220S-15
	220P-1-2		220R-3		220A-19
	220R-1-2		220S-3		220B-19
57130-87D10 57133-93J00	220S-1-2	57300-96820	220A-6	57621-96J00	220J-19
	220A-1-1		220B-6		220K-19
	220B-1-1		220J-6		220E-16
	220C-1-1		220K-6		220F-16
	220D-1-1		220E-6		220N-16
	220E-1-1		220F-6		220P-16
	220F-1-1		220N-6		220C-19
	220G-1-1		220P-6		220D-19
	220H-1-1		220C-6		220L-19
	220J-1-1		220D-6		220M-19
57130-87D10 57133-93J00	220K-1-1	57300-96840	220L-6	57621-96J10	220G-16
	220L-1-1		220M-6		220H-16
	220M-1-1		220G-6		220R-16
	220N-1-1		220H-6		220S-16
	220P-1-1		220R-6		220E-23
	220R-1-1		220S-6		220F-23
	220S-1-1		220A-14		220G-23
	405A-7		220B-14		220H-23
	220A-2		220C-14		220N-23
	220B-2		220D-14		220P-23
57130-87D10 57133-93J00	220C-2	57500-87852	220J-14	57630-92E00	220R-23
	220D-2		220K-14		220S-23
	220E-2		220L-14		407A-30
	220F-2		220M-14		407B-30
	220G-2		220A-11		407E-33

PART NO.	FIG.NO.-REF.NO.	PART NO.	FIG.NO.-REF.NO.	PART NO.	FIG.NO.-REF.NO.
57631-93J00	407F-33	58105-93J10	407P-29	58200-93L60	407K-21-6
	407J-30		407R-27		407A-21-7
	407K-30		407S-27		407B-21-7
	407N-33		407A-22		407J-21-7
	407P-33		407A-24		407K-21-7
	220A-21		407B-22		407A-21-8
	220B-21		407B-24		407B-21-8
	220E-18		407C-22		407J-21-8
	220F-18		407D-22		407K-21-8
	220J-21		407E-25		407A-21-9
57631-96J00	220K-21	58200-93L80	407E-27	58200-93LA0	407B-21-9
	220N-18		407F-25		407J-21-9
	220P-18		407F-27		407K-21-9
	220C-21		407G-25		407E-24-1
	220D-21		407H-25		407F-24-1
	220G-18		407J-22		407N-24-1
	220H-18		407J-24		407P-24-1
	220L-21		407K-22		407E-24-2
	220M-21		407K-24		407F-24-2
	220R-18		407L-22		407N-24-2
57632-93L01	220S-18	58200-93L00	407M-22	58200-93LC0	407P-24-2
	407A-25		407N-25		407E-24-3
	407B-25		407N-27		407F-24-3
	407C-23		407P-25		407N-24-3
	407D-23		407P-27		407P-24-3
	407E-28		407R-25		407E-24-4
	407F-28		407S-25		407F-24-4
	407G-26		407A-21-1		407N-24-4
	407H-26		407B-21-1		407P-24-4
	407J-25		407J-21-1		407E-24-5
57633-87D30	407K-25	58200-93L10	407K-21-1	58200-93LE0	407F-24-5
	407L-23		407A-21-2		407N-24-5
	407M-23		407B-21-2		407P-24-5
	407N-28		407J-21-2		407E-24-6
	407P-28		407K-21-2		407F-24-6
	407R-26		407A-21-3		407N-24-6
	407S-26		407B-21-3		407P-24-6
	407A-26		407J-21-3		407E-24-7
	407B-26		407K-21-3		407F-24-7
	407C-24		407A-21-4		407N-24-7
57633-93L30	407D-24	58200-93L30	407B-21-4	58200-93LG0	407P-24-7
	407E-29		407J-21-4		407A-23-1
	407F-29		407K-21-4		407B-23-1
	407G-27		407A-21-5		407C-21-1
	407H-27		407B-21-5		407D-21-1
	407J-26		407J-21-5		407J-23-1
	407K-26		407K-21-5		407K-23-1
	407L-24		407A-21-6		407L-21-1
	407M-24		407B-21-6		407M-21-1
	407N-29		407J-21-6		407A-23-2

PART NO.	FIG.NO.-REF.NO.	PART NO.	FIG.NO.-REF.NO.	PART NO.	FIG.NO.-REF.NO.
	407B-23-2		407S-24-2		407F-24-11
	407C-21-2	58200-96JD0	407E-26-3		407N-24-11
	407D-21-2		407F-26-3		407P-24-11
	407J-23-2		407G-24-3		
	407K-23-2		407H-24-3		
	407L-21-2		407N-26-3		
58200-96J20	407M-21-2		407P-26-3	60000	
	407A-23-3		407R-24-3		
	407B-23-3		407S-24-3		
	407C-21-3	58200-96JE0	407E-26-5		
	407D-21-3		407F-26-5	61112-96J20	420A-2
	407J-23-3		407N-26-5		420B-2
	407K-23-3		407P-26-5		420C-2
	407L-21-3	58200-96JF0	407E-26-6		420D-2
	407M-21-3		407F-26-6		420E-2
58200-96J30	407A-23-4		407N-26-6		420F-2
	407B-23-4		407P-26-6		420G-2
	407C-21-4	58300-93J00	407A-21-10		420H-2
	407D-21-4		407B-21-10		420J-2
	407J-23-4		407J-21-10		420K-2
	407K-23-4		407K-21-10		420L-2
	407L-21-4	58300-93J10	407A-21-11		420M-2
	407M-21-4		407B-21-11		420N-2
58200-96J40	407A-23-5		407J-21-11		420P-2
	407B-23-5		407K-21-11		420R-2
	407J-23-5	58300-93J20	407A-21-12		420S-2
	407K-23-5		407B-21-12	61124-96J30	410A-29
58200-96J50	407A-23-6		407J-21-12		410B-29
	407B-23-6		407K-21-12		410E-29
	407J-23-6	58300-93J30	407A-21-13		410F-29
	407K-23-6		407B-21-13		410J-29
	407E-26-4		407J-21-13		410K-29
	407F-26-4		407K-21-13		410N-29
	407N-26-4	58300-93J40	407A-21-14		410P-29
	407P-26-4		407B-21-14	61124-96J40	410C-29
58200-96JB0	407E-26-1		407J-21-14		410D-29
	407F-26-1		407K-21-14		410G-29
	407G-24-1	58300-93JA0	407E-24-8		410H-29
	407H-24-1		407F-24-8		410L-29
	407N-26-1		407N-24-8		410M-29
	407P-26-1		407P-24-8		410R-29
	407R-24-1	58300-93JB0	407E-24-9		410S-29
	407S-24-1		407F-24-9		410A-39
	407E-26-2		407N-24-9		410B-39
	407F-26-2		407P-24-9		410E-39
58200-96JC0	407G-24-2	58300-93JC0	407E-24-10		410F-39
	407H-24-2		407F-24-10		410J-39
	407N-26-2		407N-24-10		410K-39
	407P-26-2		407P-24-10		410N-39
	407R-24-2	58300-93JD0	407E-24-11		410P-39

PART NO.	FIG.NO.-REF.NO.	PART NO.	FIG.NO.-REF.NO.	PART NO.	FIG.NO.-REF.NO.
61124-96J60	410C-35		410L-1-3		410N-37
	410D-35		410M-1-3		410P-37
	410G-35		410N-1-3		410R-33
	410H-35		410P-1-3		410S-33
	410L-35		410R-1-3		410A-2-1
	410M-35		410S-1-3	61141-96J02-0EP	410B-2-1
61131-96J02-0EP	410R-35	61131-96J12-Y5S	410A-1-4		410C-2-1
	410S-35		410B-1-4		410D-2-1
	410A-1-1		410C-1-4		410E-2-1
	410B-1-1		410D-1-4		410F-2-1
	410C-1-1		410E-1-4		410G-2-1
	410D-1-1		410F-1-4		410H-2-1
	410E-1-1		410G-1-4		410J-2-1
	410F-1-1		410H-1-4		410K-2-1
	410G-1-1		410J-1-4		410L-2-1
	410H-1-1		410K-1-4		410M-2-1
	410J-1-1		410L-1-4		410N-2-1
	410K-1-1		410M-1-4		410P-2-1
	410L-1-1		410N-1-4		410R-2-1
	410M-1-1		410P-1-4		410S-2-1
	410N-1-1		410R-1-4	61141-96J02-Y5S	410A-2-2
	410P-1-1	61134-96J02	410S-1-4		410B-2-2
	410R-1-1		410A-7		410C-2-2
	410S-1-1		410B-7		410D-2-2
61131-96J02-Y5S	410A-1-2		410C-7		410E-2-2
	410B-1-2		410D-7		410F-2-2
	410C-1-2		410E-7		410G-2-2
	410D-1-2		410F-7		410H-2-2
	410E-1-2		410G-7		410J-2-2
	410F-1-2		410H-7		410K-2-2
	410G-1-2		410J-7		410L-2-2
	410H-1-2		410K-7		410M-2-2
	410J-1-2		410L-7		410N-2-2
	410K-1-2		410M-7		410P-2-2
	410L-1-2		410N-7		410R-2-2
	410M-1-2		410P-7	61141-96J12-0EP	410S-2-2
	410N-1-2		410R-7		410A-2-3
	410P-1-2		410S-7		410B-2-3
	410R-1-2	61136-96L00	410A-37		410C-2-3
	410S-1-2		410B-37		410D-2-3
61131-96J12-0EP	410A-1-3		410C-33		410E-2-3
	410B-1-3		410D-33		410F-2-3
	410C-1-3		410E-37		410G-2-3
	410D-1-3		410F-37		410H-2-3
	410E-1-3		410G-33		410J-2-3
	410F-1-3		410H-33		410K-2-3
	410G-1-3		410J-37		410L-2-3
	410H-1-3		410K-37		410M-2-3
	410J-1-3		410L-33		410N-2-3
	410K-1-3		410M-33		410P-2-3

PART NO.	FIG.NO.-REF.NO.	PART NO.	FIG.NO.-REF.NO.	PART NO.	FIG.NO.-REF.NO.
61141-96J12-Y5S	410R-2-3	61430-96J10	420A-3	61435-96J32	420E-27
	410S-2-3		420B-3		420G-27
	410A-2-4		420C-3		420J-24
	410B-2-4		420D-3		420L-24
	410C-2-4		420E-3		420N-27
61410-96857-0EP	410D-2-4	61431-96J21-0EP	420F-3	61435-96J40	420R-27
	410E-2-4		420G-3		420B-25
	410F-2-4		420H-3		420B-26
	410G-2-4		420J-3		420D-25
	410H-2-4		420K-3		420D-26
61410-96866-0EP	410J-2-4	61431-96J21-Y5S	420L-3	61438-96J10	420F-26
	410K-2-4		420M-3		420F-27
	410L-2-4		420N-3		420H-26
	410M-2-4		420P-3		420H-27
	410N-2-4		420R-3		420K-25
61410-96881-Y5S	410P-2-4	61431-96J21-Y5S	420S-3	61439-96J10	420K-26
	410R-2-4		420A-8		420M-25
	410S-2-4		420C-8		420M-26
	420A-1		420E-8		420P-26
	420C-1		420G-8		420P-27
61410-96890-0EP	420J-1	61432-96J11	420J-8	61453-96J30	420S-26
	420L-1		420L-8		420S-27
	420B-1		420N-8		420A-10
	420D-1		420R-8		420B-10
	420K-1		420B-8		420C-10
61420-96810-Y5S	420M-1	61432-96J11	420D-8	61453-96J22	420D-10
	420E-1		420F-8		420E-10
	420G-1		420H-8		420F-10
	420N-1		420K-8		420G-10
	420R-1		420M-8		420H-10
61422-96J42	420F-1	61432-96J11	420P-8	61453-96J30	420J-10
	420H-1		420S-8		420K-10
	420P-1		420A-9		420L-10
	420S-1		420B-9		420M-10
	420A-23		420C-9		420N-10
61422-96J52	420C-23	61439-96J10	420D-9	61458-90J00	420P-10
	420E-26		420E-9		420R-10
	420G-26		420F-9		420S-10
	420J-23		420G-9		420A-11
	420L-23		420H-9		420B-11
61428-96J00	420N-26	61435-96J22	420J-9	61458-90J00	420C-11
	420R-26		420K-9		420D-11
	420E-33		420L-9		420E-11
	420F-33		420M-9		420F-11
	420G-33		420N-9		420G-11
61435-96J22	420H-33	61435-96J22	420P-9	61458-90J00	420H-11
	420N-33		420R-9		420J-11
	420P-33		420S-9		420K-11
	420R-33		420A-24		420L-11
	420S-33		420C-24		420M-11

PART NO.	FIG.NO.-REF.NO.	PART NO.	FIG.NO.-REF.NO.	PART NO.	FIG.NO.-REF.NO.
61443-96J22	420N-11	61471-98J00	420G-28	61494-96J10	135A-9
	420P-11		420H-28		135B-9
	420R-11		420J-27		135C-9
	420S-11		420K-27		135D-9
	420A-21		420L-27		135E-9
61443-96J30	420C-21	61471-98J00	420M-27	61494-96J10	135F-9
	420E-21		420N-28		135G-9
	420G-21		420P-28		135H-9
	420J-21		420R-28		135J-9
	420L-21		420S-28		135K-9
61446-96J20	420N-21	61475-96J10	420E-30	61610-93J00	135L-9
	420R-21		420F-30		135M-9
	420B-21		420G-30		135N-9
	420D-21		420H-30		135P-9
	420F-21		420I-30		135R-9
61446-96J30	420H-21	61475-96J10	420P-30	61610-93J00	135S-9
	420K-21		420R-30		420A-26
	420M-21		420S-30		420B-24
	420P-21		420A-14		420C-26
	420S-21		420B-14		420D-24
61453-96J22	420E-24	61476-96J10	420C-14	61621-93J00	420E-25
	420G-24		420D-14		420F-25
	420N-24		420E-14		420G-25
	420R-24		420F-14		420H-25
	420F-24		420G-14		420J-26
61453-96J30	420H-24	61476-96J10	420H-14	61621-93J00	420K-24
	420P-24		420J-14		420L-26
	420S-24		420K-14		420M-24
	420A-22		420L-14		420N-25
	420C-22		420M-14		420P-25
61453-96J30	420E-22	61476-96J10	420N-14	61621-93J00	420R-25
	420G-22		420P-14		420S-25
	420J-22		420R-14		420A-19
	420L-22		420S-14		420B-19
	420N-22		420A-15		420C-19
61458-90J00	420R-22	61476-96J10	420B-15	61632-93J00	420D-19
	420B-22		420C-15		420E-19
	420D-22		420D-15		420F-19
	420F-22		420E-15		420G-19
	420H-22		420F-15		420H-19
61458-90J00	420K-22	61476-96J10	420G-15	61632-93J00	420J-19
	420M-22		420H-15		420K-19
	420P-22		420J-15		420L-19
	420S-22		420K-15		420M-19
	420A-27		420L-15		420N-19
61458-90J00	420B-27	61476-96J10	420M-15	61632-93J00	420P-19
	420C-27		420N-15		420R-19
	420D-27		420P-15		420S-19
	420E-28		420R-15		410A-17
	420F-28		420S-15		410B-17

PART NO.	FIG.NO.-REF.NO.	PART NO.	FIG.NO.-REF.NO.	PART NO.	FIG.NO.-REF.NO.
	410C-17		410E-20		410G-5-1
	410D-17		410F-20		410H-5-1
	410E-17		410G-20		410J-5-1
	410F-17		410H-20		410K-5-1
	410G-17		410J-20		410L-5-1
	410H-17		410K-20		410M-5-1
	410J-17		410L-20		410N-5-1
	410K-17		410M-20		410P-5-1
	410L-17		410N-20		410R-5-1
	410M-17		410P-20		410S-5-1
	410N-17		410R-20	61811-96J20-Y5S	410A-5-2
	410P-17	61645-96J02	410S-20		410B-5-2
	410R-17		410A-21		410C-5-2
	410S-17		410B-21		410D-5-2
61633-96J02	410A-18		410C-21		410E-5-2
	410B-18		410D-21		410F-5-2
	410C-18		410E-21		410G-5-2
	410D-18		410F-21		410H-5-2
	410E-18		410G-21		410J-5-2
	410F-18		410H-21		410K-5-2
	410G-18		410J-21		410L-5-2
	410H-18		410K-21		410M-5-2
	410J-18		410L-21		410N-5-2
	410K-18		410M-21		410P-5-2
	410L-18		410N-21		410R-5-2
	410M-18		410P-21		410S-5-2
	410N-18		410R-21	61817-89J00	410A-9
	410P-18		410S-21		410B-9
	410R-18	61673-96J02	410A-22		410C-9
	410S-18		410B-22		410D-9
61634-96J02	410A-19		410C-22		410E-9
	410B-19		410D-22		410F-9
	410C-19		410E-22		410G-9
	410D-19		410F-22		410H-9
	410E-19		410G-22		410J-9
	410F-19		410H-22		410K-9
	410G-19		410J-22		410L-9
	410H-19		410K-22		410M-9
	410J-19		410L-22		410N-9
	410K-19		410M-22		410P-9
	410L-19		410N-22		410R-9
	410M-19		410P-22		410S-9
	410N-19		410R-22	61821-96J11-0EP	410A-6-1
	410P-19		410S-22		410B-6-1
	410R-19	61811-96J20-0EP	410A-5-1		410C-6-1
	410S-19		410B-5-1		410D-6-1
61641-93J10	410A-20		410C-5-1		410E-6-1
	410B-20		410D-5-1		410F-6-1
	410C-20		410E-5-1		410G-6-1
	410D-20		410F-5-1		410H-6-1

PART NO.	FIG.NO.-REF.NO.	PART NO.	FIG.NO.-REF.NO.	PART NO.	FIG.NO.-REF.NO.
	410J-6-1		410L-13-2		541C-1
	410K-6-1		410M-13-2		541D-1
	410L-6-1		410N-13-2		541E-1
	410M-6-1		410P-13-2		541F-1
	410N-6-1		410R-13-2		541G-1
	410P-6-1		410S-13-2		541H-1
61821-96J11-Y5S	410R-6-1	63610-96J00	164A-7		542A-1
	410S-6-1		164B-7		542B-1
	410A-6-2		164C-7		542C-1
	410B-6-2		164D-7		542D-1
	410C-6-2		164E-7		542E-1
	410D-6-2		164F-7		542F-1
	410E-6-2		164G-7		542G-1
	410F-6-2		164H-7		542H-1
	410G-6-2	63615-96J00	123A-30	67200-93J32	517A-1
	410H-6-2		123B-30		517B-1
	410J-6-2		123C-30		517C-1
	410K-6-2		123F-30		517D-1
	410L-6-2		123J-30		517E-1
	410M-6-2		123K-30		517F-1
	410N-6-2		123N-30		517G-1
	410P-6-2		123P-30		517H-1
	410R-6-2	65700-93J10	430A-2		518A-1
	410S-6-2	65770-93J11	430A-3		518B-1
61831-96J10-0EP	410A-13-1	67140-95600	508A-56		518C-1
	410B-13-1		508B-56		518D-1
	410C-13-1		508C-56		518E-1
	410D-13-1		508D-56		518F-1
	410E-13-1		508E-56		518G-1
	410F-13-1		508F-56		518H-1
	410G-13-1		508G-56	67200-93J50	508A-1
	410H-13-1		508H-56		508B-1
	410J-13-1	67200-93J13	544A-1		508C-1
	410K-13-1		544B-1		508D-1
	410L-13-1		544C-1		508E-1
	410M-13-1		544D-1		508F-1
	410N-13-1		544E-1		508G-1
	410P-13-1		544F-1		508H-1
	410R-13-1		544G-1	67211-92E50	517A-29
	410S-13-1		544H-1		517B-29
61831-96J10-Y5S	410A-13-2		545A-1		517C-29
	410B-13-2		545B-1		517D-29
	410C-13-2		545C-1		517E-29
	410D-13-2		545D-1		517F-29
	410E-13-2		545E-1		517G-29
	410F-13-2		545F-1		517H-29
	410G-13-2		545G-1	67211-93J00	544A-27
	410H-13-2		545H-1		544B-27
	410J-13-2	67200-93J23	541A-1		544C-27
	410K-13-2		541B-1		544D-27

PART NO.	FIG.NO.-REF.NO.	PART NO.	FIG.NO.-REF.NO.	PART NO.	FIG.NO.-REF.NO.
67211-93J10	544E-27	67222-92E00	518G-7	67223-99E10	508A-17
	544F-27		518H-7		508B-17
	544G-27		542A-2		508C-17
	544H-27		542B-2		508D-17
	541A-26		542C-2		508E-17
67212-95600	541B-26	67222-92E50	542D-2	67224-92E00	508F-17
	541C-26		542E-2		508G-17
	541D-26		542F-2		508H-17
	541E-26		542G-2		542A-9
	541F-26		542H-2		542B-9
	541G-26		545A-2		542C-9
	541H-26		545B-2		542D-9
	508A-14		545C-2		542E-9
	508B-14		545D-2		542F-9
	508C-14		545E-2		542G-9
67220-95630	508D-14	67222-92E50	545F-2	67224-92E50	542H-9
	508E-14		545G-2		545A-9
	508F-14		545H-2		545B-9
	508G-14		518A-2		545C-9
	508H-14		518B-2		545D-9
	508A-16		518C-2		545E-9
	508B-16		518D-2		545F-9
	508C-16		518E-2		545G-9
	508D-16		518F-2		545H-9
	508E-16		518G-2		518A-8
67221-92E00	508F-16	67223-92E00	518H-2	67225-92E00	518B-8
	508G-16		542A-3		518C-8
	508H-16		542B-3		518D-8
	542A-8		542C-3		518E-8
	542B-8		542D-3		518F-8
	542C-8		542E-3		518G-8
	542D-8		542F-3		518H-8
	542E-8		542G-3		518A-25
	542F-8		542H-3		518B-25
	542G-8		545A-3		518C-25
67221-92E50	542H-8	67223-92E50	545B-3	67225-92E50	518D-25
	545A-8		545C-3		518E-25
	545B-8		545D-3		518F-25
	545C-8		545E-3		518G-25
	545D-8		545F-3		518H-25
	545E-8		545G-3		518A-9
	545F-8		545H-3		518B-9
	545G-8		518A-6		518C-9
	545H-8		518B-6		518D-9
	518A-7		518C-6		518E-9
67221-92E50	518B-7	67223-92E50	518D-6	67226-92E00	518F-9
	518C-7		518E-6		542A-15
	518D-7		518F-6		542B-15
	518E-7		518G-6		
	518F-7		518H-6		

PART NO.	FIG.NO.-REF.NO.	PART NO.	FIG.NO.-REF.NO.	PART NO.	FIG.NO.-REF.NO.
67226-92E10	542C-15	67228-92E00	542E-24	67231-92E00	518G-19
	542D-15		542F-24		518H-19
	542E-15		542G-24		542A-20
	542F-15		542H-24		542B-20
	542G-15		545A-24		542C-20
	542H-15		545B-24		542D-20
	545A-15		545C-24		542E-20
	545B-15		545D-24		542F-20
	545C-15		545E-24		542G-20
	545D-15		545F-24		542H-20
67226-92E10	545E-15	67228-92E00	545G-24	67231-92E00	545A-20
	545F-15		545H-24		545B-20
	545G-15		518A-17		545C-20
	545H-15		518B-17		545D-20
	518A-14		518C-17		545E-20
	518B-14		518D-17		545F-20
	518C-14		518E-17		545G-20
	518D-14		518F-17		545H-20
	518E-14		518G-17		518A-40
	518F-14		518H-17		518B-40
67227-92E00	518G-14	67229-95600	518I-14	67232-92E50	518C-40
	518H-14		542A-18		518D-40
	542A-16		542B-18		518E-40
	542B-16		542C-18		518F-40
	542C-16		542D-18		518G-40
	542D-16		542E-18		518H-40
	542E-16		542F-18		542A-43
	542F-16		542G-18		542B-43
	542G-16		542H-18		542C-43
	542H-16		545A-18		542D-43
67227-92E00	545A-16	67229-95600	545B-18	67232-92E50	542E-43
	545B-16		545C-18		542F-43
	545C-16		545D-18		542G-43
	545D-16		545E-18		542H-43
	545E-16		545F-18		545A-41
	545F-16		545G-18		545B-41
	545G-16		545H-18		545C-41
	545H-16		508A-18		545D-41
	518A-23		508B-18		545E-41
	518B-23		508C-18		545F-41
67230-92E00	518C-23	67230-92E00	508D-18	67232-92E50	545G-41
	518D-23		508E-18		545H-41
	518E-23		508F-18		518A-43
	518F-23		508G-18		518B-43
	518G-23		508H-18		518C-43
	518H-23		518A-19		518D-43
	542A-24		518B-19		518E-43
	542B-24		518C-19		518F-43
	542C-24		518D-19		518G-43
	542D-24		518E-19		518H-43

PART NO.	FIG.NO.-REF.NO.	PART NO.	FIG.NO.-REF.NO.	PART NO.	FIG.NO.-REF.NO.
67232-95600	508A-19		518C-27		518E-28
	508B-19		518D-27		518F-28
	508C-19		518E-27		518G-28
	508D-19		518F-27		518H-28
	508E-19		518G-27		542A-28
	508F-19		518H-27		542B-28
	508G-19		542A-27		542C-28
	508H-19		542B-27		542D-28
	518A-41		542C-27		542E-28
	518B-41		542D-27		542F-28
518C-41		542E-27		542G-28	
518D-41		542F-27		542H-28	
518E-41		542G-27		545A-27	
518F-41		542H-27		545B-27	
518G-41		545A-26		545C-27	
518H-41		545B-26		545D-27	
542A-44		545C-26		545E-27	
542B-44		545D-26		545F-27	
542C-44		545E-26		545G-27	
542D-44		545F-26		545H-27	
542E-44		545G-26	67236-92E00	518A-30	
542F-44		545H-26		518B-30	
542G-44	67234-92E00	518A-21		518C-30	
542H-44		518B-21		518D-30	
545A-42		518C-21		518E-30	
545B-42		518D-21		518F-30	
545C-42		518E-21		518G-30	
545D-42		518F-21		518H-30	
545E-42		518G-21		542A-33	
545F-42		518H-21		542B-33	
545G-42		542A-22		542C-33	
545H-42		542B-22		542D-33	
542A-29		542C-22		542E-33	
542B-29		542D-22		542F-33	
542C-29		542E-22		542G-33	
542D-29		542F-22		542H-33	
542E-29		542G-22		545A-32	
542F-29		542H-22		545B-32	
542G-29		545A-22		545C-32	
542H-29		545B-22		545D-32	
545A-28		545C-22		545E-32	
545B-28		545D-22		545F-32	
545C-28		545E-22		545G-32	
545D-28		545F-22		545H-32	
545E-28		545G-22	67237-92E01	518A-31	
545F-28		545H-22		518B-31	
545G-28	67235-92E00	518A-28		518C-31	
545H-28		518B-28		518D-31	
518A-27		518C-28		518E-31	
518B-27		518D-28		518F-31	

PART NO.	FIG.NO.-REF.NO.	PART NO.	FIG.NO.-REF.NO.	PART NO.	FIG.NO.-REF.NO.
	518G-31	67238-92E50	518A-32		545C-45
	518H-31		518B-32		545D-45
	542A-34		518C-32		545E-45
	542B-34		518D-32		545F-45
	542C-34		518E-32		545G-45
	542D-34		518F-32	67240-92E00	545H-45
	542E-34		518G-32		542A-17
	542F-34	67239-92E00	518H-32		542B-17
	542G-34		518A-33		542C-17
	542H-34		518B-33		542D-17
	545A-33		518C-33		542E-17
	545B-33		518D-33		542F-17
	545C-33		518E-33		542G-17
	545D-33		518F-33		542H-17
	545E-33		518G-33		545A-17
	545F-33		518H-33		545B-17
	545G-33		542A-36		545C-17
	545H-33		542B-36		545D-17
67237-98J20	602A-27		542C-36		545E-17
	602B-27		542D-36		545F-17
	602C-27		542E-36		545G-17
	602D-27		542F-36	67240-92E50	545H-17
	602E-27		542G-36		518A-16
	602F-27		542H-36		518B-16
	602G-27		545A-35		518C-16
	602H-27		545B-35		518D-16
67238-87D00	508A-20		545C-35		518E-16
	508B-20		545D-35		518F-16
	508C-20		545E-35		518G-16
	508D-20		545F-35		518H-16
	508E-20		545G-35	67241-92E10	542A-45
	508F-20		545H-35		542B-45
	508G-20	67239-92E10	518A-29		542C-45
	508H-20		518B-29		542D-45
67238-92E00	542A-35		518C-29		542E-45
	542B-35		518D-29		542F-45
	542C-35		518E-29		542G-45
	542D-35		518F-29		542H-45
	542E-35		518G-29		545A-43
	542F-35		518H-29		545B-43
	542G-35		542A-47		545C-43
	542H-35		542B-47		545D-43
	545A-34		542C-47		545E-43
	545B-34		542D-47		545F-43
	545C-34		542E-47		545G-43
	545D-34		542F-47		545H-43
	545E-34		542G-47	67241-92E50	518A-42
	545F-34		542H-47		518B-42
	545G-34		545A-45		518C-42
	545H-34		545B-45		518D-42

PART NO.	FIG.NO.-REF.NO.	PART NO.	FIG.NO.-REF.NO.	PART NO.	FIG.NO.-REF.NO.
	541A-10		541C-2		508E-36
	541B-10		541D-2		508F-36
	541C-10		541E-2		508G-36
	541D-10		541F-2		508H-36
	541E-10		541G-2	67269-92E00	542A-30
	541F-10		541H-2		542B-30
	541G-10		544A-2		542C-30
	541H-10		544B-2		542D-30
	544A-11		544C-2		542E-30
	544B-11		544D-2		542F-30
	544C-11		544E-2		542G-30
	544D-11		544F-2		542H-30
	544E-11		544G-2		545A-29
	544F-11		544H-2		545B-29
	544G-11	67261-99E10	508A-33		545C-29
	544H-11		508B-33		545D-29
67257-99E10	508A-30		508C-33		545E-29
	508B-30		508D-33		545F-29
	508C-30		508E-33		545G-29
	508D-30		508F-33		545H-29
	508E-30		508G-33	67271-92E00	541A-25
	508F-30		508H-33		541B-25
	508G-30	67263-93J00	541A-3		541C-25
	508H-30		541B-3		541D-25
67258-99E00	508A-31		541C-3		541E-25
	508B-31		541D-3		541F-25
	508C-31		541E-3		541G-25
	508D-31		541F-3		541H-25
	508E-31		541G-3		544A-26
	508F-31		541H-3		544B-26
	508G-31		544A-3		544C-26
	508H-31		544B-3		544D-26
67259-87D00	508A-32		544C-3		544E-26
	508B-32		544D-3		544F-26
	508C-32		544E-3		544G-26
	508D-32		544F-3		544H-26
	508E-32		544G-3	67272-92E10	542A-48
	508F-32		544H-3		542B-48
	508G-32	67264-95600	508A-35		542C-48
	508H-32		508B-35		542D-48
67261-92E50	517A-10		508C-35		542E-48
	517B-10		508D-35		542F-48
	517C-10		508E-35		542G-48
	517D-10		508F-35		542H-48
	517E-10		508G-35	67273-92E00	544A-23
	517F-10		508H-35		544B-23
	517G-10	67267-93J00	508A-36		544C-23
	517H-10		508B-36		544D-23
67261-93J00	541A-2		508C-36		544E-23
	541B-2		508D-36		544F-23

PART NO.	FIG.NO.-REF.NO.	PART NO.	FIG.NO.-REF.NO.	PART NO.	FIG.NO.-REF.NO.
	544G-23		544A-24		544C-17
67273-92E10	544H-23		544B-24		544D-17
	541A-23		544C-24		544E-17
	541B-23		544D-24		544F-17
	541C-23		544E-24		544G-17
	541D-23		544F-24		544H-17
	541E-23		544G-24	67282-93J00	541A-17
	541F-23		544H-24		541B-17
	541G-23	67274-92E50	517A-28		541C-17
	541H-23		517B-28		541D-17
67273-95600	508A-37		517C-28		541E-17
	508B-37		517D-28		541F-17
	508C-37		517E-28		541G-17
	508D-37		517F-28		541H-17
	508E-37		517G-28	67282-94L00	508A-52
	508F-37		517H-28		508B-52
	508G-37	67275-95600	508A-38		508C-52
	508H-37		508B-38		508D-52
	517A-25		508C-38		508E-52
	517B-25		508D-38		508F-52
	517C-25		508E-38		508G-52
	517D-25		508F-38		508H-52
	517E-25		508G-38	67283-92E50	517A-26
	517F-25		508H-38		517B-26
	517G-25		517A-24		517C-26
	517H-25		517B-24		517D-26
	541A-22		517C-24		517E-26
	541B-22		517D-24		517F-26
	541C-22		517E-24		517G-26
	541D-22		517F-24		517H-26
	541E-22		517G-24	67284-92E50	517A-27
	541F-22		517H-24		517B-27
	541G-22		541A-21		517C-27
	541H-22		541B-21		517D-27
	544A-22		541C-21		517E-27
	544B-22		541D-21		517F-27
	544C-22		541E-21		517G-27
	544D-22		541F-21		517H-27
	544E-22		541G-21	67284-94L00	508A-53
	544F-22		541H-21		508B-53
	544G-22		544A-21		508C-53
	544H-22		544B-21		508D-53
67274-92E00	542A-41		544C-21		508E-53
	542B-41		544D-21		508F-53
	542C-41		544E-21		508G-53
	542D-41		544F-21		508H-53
	542E-41		544G-21	67286-92E00	518A-18
	542F-41		544H-21		518B-18
	542G-41	67281-93J00	544A-17		518C-18
	542H-41		544B-17		518D-18

PART NO.	FIG.NO.-REF.NO.	PART NO.	FIG.NO.-REF.NO.	PART NO.	FIG.NO.-REF.NO.
	518E-18		517G-19		541A-7
	518F-18		517H-19		541B-7
	518G-18	67288-92E00	542A-4		541C-7
	518H-18		542B-4		541D-7
	542A-19		542C-4		541E-7
	542B-19		542D-4		541F-7
	542C-19		542E-4		541G-7
	542D-19		542F-4		541H-7
	542E-19		542G-4		544A-7
	542F-19		542H-4		544B-7
	542G-19		545A-4		544C-7
	542H-19		545B-4		544D-7
	545A-19		545C-4		544E-7
	545B-19		545D-4		544F-7
	545C-19		545E-4		544G-7
	545D-19		545F-4		544H-7
	545E-19		545G-4	67288-92E30	541A-13
	545F-19		545H-4		541B-13
	545G-19	67288-92E10	518A-4		541C-13
	545H-19		518B-4		541D-13
67287-92E00	541A-20		518C-4		541E-13
	541B-20		518D-4		541F-13
	541C-20		518E-4		541G-13
	541D-20		518F-4		541H-13
	541E-20		518G-4		544A-14
	541F-20		518H-4		544B-14
	541G-20		542A-6		544C-14
	541H-20		542B-6		544D-14
	544A-20		542C-6		544E-14
	544B-20		542D-6		544F-14
	544C-20		542E-6		544G-14
	544D-20		542F-6		544H-14
	544E-20		542G-6	67288-92E40	541A-9
	544F-20		542H-6		541B-9
	544G-20		545A-6		541C-9
	544H-20		545B-6		541D-9
67287-92E10	542A-49		545C-6		541E-9
	542B-49		545D-6		541F-9
	542C-49		545E-6		541G-9
	542D-49		545F-6		541H-9
	542E-49		545G-6		544A-10
	542F-49		545H-6		544B-10
	542G-49	67288-92E20	517A-14		544C-10
	542H-49		517B-14		544D-10
	517A-19		517C-14		544E-10
67287-92E50	517B-19		517D-14		544F-10
	517C-19		517E-14		544G-10
	517D-19		517F-14		544H-10
	517E-19		517G-14	67288-92E60	517A-6
	517F-19		517H-14		517B-6

PART NO.	FIG.NO.-REF.NO.	PART NO.	FIG.NO.-REF.NO.	PART NO.	FIG.NO.-REF.NO.
	517C-6		542E-38		518G-11
	517D-6		542F-38		518H-11
	517E-6		542G-38		542A-10
	517F-6		542H-38		542B-10
	517G-6		545A-37		542C-10
	517H-6		545B-37		542D-10
67288-92E70	517A-16		545C-37		542E-10
	517B-16		545D-37		542F-10
	517C-16		545E-37		542G-10
	517D-16		545F-37		542H-10
	517E-16		545G-37		545A-10
	517F-16	67292-94300	545H-37		545B-10
	517G-16		508A-39		545C-10
	517H-16		508B-39		545D-10
67291-92E00	518A-5		508C-39		545E-10
	518B-5		508D-39		545F-10
	518C-5		508E-39		545G-10
	518D-5		508F-39		545H-10
	518E-5		508G-39	67294-95600	508A-40
	518F-5		508H-39		508A-57
	518G-5		518A-3		508B-40
	518H-5		518B-3		508B-57
	542A-7		518C-3		508C-40
	542B-7		518D-3		508C-57
	542C-7		518E-3		508D-40
	542D-7		518F-3		508D-57
	542E-7		518G-3		508E-40
	542F-7		518H-3		508E-57
	542G-7		542A-5		508F-40
	542H-7		542B-5		508F-57
	545A-7		542C-5		508G-40
	545B-7		542D-5		508G-57
	545C-7		542E-5		508H-40
	545D-7		542F-5		508H-57
	545E-7		542G-5	67295-92E00	541A-24
	545F-7		542H-5		541B-24
	545G-7		545A-5		541C-24
	545H-7		545B-5		541D-24
67291-92E10	518A-36		545C-5		541E-24
	518B-36		545D-5		541F-24
	518C-36		545E-5		541G-24
	518D-36		545F-5		541H-24
	518E-36		545G-5		544A-8
	518F-36		545H-5		544B-8
	518G-36	67294-92E00	518A-11		544C-8
	518H-36		518B-11		544D-8
	542A-38		518C-11		544E-8
	542B-38		518D-11		544F-8
	542C-38		518E-11		544G-8
	542D-38		518F-11		544H-8

PART NO.	FIG.NO.-REF.NO.	PART NO.	FIG.NO.-REF.NO.	PART NO.	FIG.NO.-REF.NO.
67295-92E10	517A-4		541C-6		517E-17
	517B-4		541D-6		517F-17
	517C-4		541E-6		517G-17
	517D-4		541F-6		517H-17
	517E-4		541G-6	67296-88D30	517A-21
	517F-4		541H-6		517B-21
	517G-4		542A-13		517C-21
	517H-4		542A-31		517D-21
	541A-5		542B-13		517E-21
	541B-5		542B-31		517F-21
541C-5		542C-13		517G-21	
541D-5		542C-31		517H-21	
541E-5		542D-13	67296-90J00	508A-41	
541F-5		542D-31		508B-41	
541G-5		542E-13		508C-41	
541H-5		542E-31		508D-41	
544A-5		542F-13		508E-41	
544B-5		542F-31		508F-41	
544C-5		542G-13		508G-41	
544D-5		542G-31		508H-41	
544E-5		542H-13	67296-92E11	508A-15	
544F-5		542H-31		508B-15	
544G-5		544A-6		508C-15	
544H-5		544B-6		508D-15	
67295-92E50	517A-18		544C-6		508E-15
	517B-18		544D-6		508F-15
	517C-18		544E-6		508G-15
	517D-18		544F-6		508H-15
	517E-18		544G-6		518A-13
	517F-18		544H-6		518B-13
	517G-18		545A-13		518C-13
	517H-18		545A-30		518D-13
	517A-15		545B-13		518E-13
	517B-15		545B-30		518F-13
517C-15		545C-13		518G-13	
517D-15		545C-30		518H-13	
517E-15		545D-13		542A-12	
517F-15		545D-30		542B-12	
517G-15		545E-13		542C-12	
517H-15		545E-30		542D-12	
518A-24		545F-13		542E-12	
518B-24		545F-30		542F-12	
518C-24		545G-13		542G-12	
518D-24		545G-30		542H-12	
518E-24		545H-13		545A-12	
518F-24		545H-30		545B-12	
518G-24	67296-88D20	517A-17		545C-12	
518H-24		517B-17		545D-12	
541A-6		517C-17		545E-12	
541B-6		517D-17		545F-12	

PART NO.	FIG.NO.-REF.NO.	PART NO.	FIG.NO.-REF.NO.	PART NO.	FIG.NO.-REF.NO.
67296-92E20	545G-12		544A-13		508C-34
	545H-12		544B-13		508D-34
	518A-15		544C-13		508E-34
	518B-15		544D-13		508F-34
	518C-15		544E-13		508G-34
	518D-15		544F-13		508H-34
	518E-15		544G-13		517A-3
	518F-15		544H-13		517B-3
	518G-15	67296-92E70	541A-8		517C-3
	518H-15		541B-8		517D-3
542A-14		541C-8		517E-3	
542B-14		541D-8		517F-3	
542C-14		541E-8		517G-3	
542D-14		541F-8		517H-3	
542E-14		541G-8	67296-95600	508A-43	
542F-14		541H-8		508B-43	
542G-14		544A-9		508C-43	
542H-14		544A-28		508D-43	
545A-14		544B-9		508E-43	
545B-14		544B-28		508F-43	
545C-14		544C-9		508G-43	
545D-14		544C-28		508H-43	
545E-14		544D-9	67296-95610	508A-44	
545F-14		544D-28		508B-44	
545G-14		544E-9		508C-44	
545H-14		544E-28		508D-44	
67296-92E30	541A-18		544F-9		508E-44
	541B-18		544F-28		508F-44
	541C-18		544G-9		508G-44
	541D-18		544G-28		508H-44
	541E-18		544H-9		542A-26
	541F-18		544H-28		542B-26
	541G-18	67296-92E80	542A-50		542C-26
	541H-18		542B-50		542D-26
	544A-18		542C-50		542E-26
	544B-18		542D-50		542F-26
544C-18		542E-50		542G-26	
544D-18		542F-50		542H-26	
544E-18		542G-50		544A-25	
544F-18		542H-50		544B-25	
544G-18	67296-94300	508A-42		544C-25	
544H-18		508B-42		544D-25	
541A-12		508C-42		544E-25	
541B-12		508D-42		544F-25	
541C-12		508E-42		544G-25	
541D-12		508F-42		544H-25	
541E-12		508G-42	67296-95621	508A-58	
541F-12		508H-42		508B-58	
541G-12	67296-94310	508A-34		508C-58	
541H-12		508B-34		508D-58	

PART NO.	FIG.NO.-REF.NO.	PART NO.	FIG.NO.-REF.NO.	PART NO.	FIG.NO.-REF.NO.	
67297-95600	508E-58	67320-93J20	508G-59-2	67320-93J80	508A-59-9	
	508F-58		508H-59-2		508B-59-9	
	508G-58		508A-59-3		508C-59-9	
	508H-58		508B-59-3		508D-59-9	
	508A-45		508C-59-3		508E-59-9	
	508B-45		508D-59-3		508F-59-9	
	508C-45		508E-59-3		508G-59-9	
	508D-45		508F-59-3		508H-59-9	
	508E-45		508G-59-3		410A-34	67341-96J00
	508F-45		508H-59-3		410B-34	
508G-45	508A-59-4	410E-34				
508H-45	508B-59-4	410F-34				
517A-2	508C-59-4	410J-34				
517B-2	508D-59-4	410K-34				
517C-2	508E-59-4	410N-34				
517D-2	508F-59-4	410P-34				
517E-2	508G-59-4	410A-30	67343-96J00			
517F-2	508H-59-4	410B-30				
517G-2	508A-59-5	410E-30				
517H-2	508B-59-5	410F-30				
410C-34	508C-59-5	410J-30		67361-90J10		
410D-34	508D-59-5	410K-30				
410G-34	508E-59-5	410N-30				
410H-34	508F-59-5	410P-30				
410L-34	508G-59-5	410A-40				
410M-34	508H-59-5	410B-40				
410R-34	508A-59-6	410C-36				
410S-34	508B-59-6	410D-36				
410A-38	508C-59-6	410E-40				
410B-38	508D-59-6	410F-40				
410E-38	508E-59-6	410G-36	67320-93J60			
410F-38	508F-59-6	410H-36				
410J-38	508G-59-6	410J-40				
410K-38	508H-59-6	410K-40				
410N-38	508A-59-7	410L-36				
410P-38	508B-59-7	410M-36				
508A-59-1	508C-59-7	410N-40				
508B-59-1	508D-59-7	410P-40				
508C-59-1	508E-59-7	410R-36				
508D-59-1	508F-59-7	410S-36				
508E-59-1	508G-59-7	164A-8	67463-95200			
508F-59-1	508H-59-7	164B-8				
508G-59-1	508A-59-8	164C-8				
508H-59-1	508B-59-8	164D-8				
508A-59-2	508C-59-8	164E-8				
508B-59-2	508D-59-8	164F-8				
508C-59-2	508E-59-8	164G-8				
508D-59-2	508F-59-8	164H-8				
508E-59-2	508G-59-8	204A-25		67467-89J01		
508F-59-2	508H-59-8	204B-25				

PART NO.	FIG.NO.-REF.NO.	PART NO.	FIG.NO.-REF.NO.	PART NO.	FIG.NO.-REF.NO.
67700-96J00	204C-25	67700-96J00	573E-5	67725-96J00	573E-2
	204D-25		573F-5		573F-2
	204E-25		573G-5		573G-2
	204F-25		573H-5		573H-2
	204G-25		575A-1		442A-4
	204H-25		575B-1		575A-5
	204J-25		575C-1		575B-5
	204K-25		575D-1		575C-5
	204L-25		575E-1		575D-5
	204M-25		575F-1		575E-5
204N-25	575G-1	575F-5			
204P-25	575H-1	575G-5	67701-96J00		
204R-25	442A-2	575H-5			
204S-25	575A-3	575A-3			
204C-26	575B-3	573A-3			
204D-26	575C-3	573B-3			
204G-26	575D-3	573C-3			
204H-26	575E-3	573D-3			
204L-26	575F-3	573E-3			
204M-26	575G-3	573F-3			
204R-26	575H-3	573G-3			
204S-26	573A-4	573H-3	67721-93J00		
544A-29	573B-4	442A-5			
544B-29	573C-4	573A-7			
544C-29	573D-4	573B-7			
544D-29	573E-4	573C-7			
544E-29	573F-4	573D-7			
544F-29	573G-4	573E-7			
544G-29	573H-4	573F-7			
544H-29	442A-3	573G-7			
541A-27	575A-4	573H-7			
541B-27	575B-4	575A-6	67721-96J00		
541C-27	575C-4	575B-6			
541D-27	575D-4	575C-6			
541E-27	575E-4	575D-6			
541F-27	575F-4	575E-6			
541G-27	575G-4	575F-6			
541H-27	575H-4	575G-6			
573A-1	573A-6	575G-6			
573B-1	573B-6	575H-6			
573C-1	573C-6	442A-6			
573D-1	573D-6	575A-7			
573E-1	573E-6	575B-7			
573F-1	573F-6	575C-7			
573G-1	573G-6	575D-7			
573H-1	573H-6	575E-7			
573A-5	573A-2	575F-7	67725-93J00		
573B-5	573B-2	575G-7			
573C-5	573C-2	575H-7			
573D-5	573D-2	420A-30			
		420B-30			
		420C-30			

PART NO.	FIG.NO.-REF.NO.	PART NO.	FIG.NO.-REF.NO.	PART NO.	FIG.NO.-REF.NO.
	420D-30		420H-23		123F-25
	420E-32		420J-25		123G-21
	420F-32		420K-23		123H-21
	420G-32		420L-25		123J-25
	420H-32		420M-23		123K-25
	420J-30		420N-23		123L-21
	420K-30		420P-23		123M-21
	420L-30		420R-23		123N-25
	420M-30		420S-23		123P-25
	420N-32				123R-21
	420P-32				123S-21
69711-93E10	420R-32	90000		01547-06167	420A-20
	420S-32				420B-20
	135A-8				420C-20
	135B-8				420D-20
	135C-8	99011-96J70-054	420A-29-1		420E-20
	135D-8		420B-29-1		420F-20
	135E-8		420J-29-1		420G-20
	135F-8		420K-29-1		420H-20
	135G-8	99011-96J70-059	420A-29-2		420J-20
	135H-8		420B-29-2		420K-20
	135J-8		420C-29		420L-20
	135K-8		420D-29		420M-20
	135L-8		420J-29-2		420N-20
	135M-8		420K-29-2		420P-20
	135N-8		420L-29		420R-20
	135P-8		420M-29		420S-20
	135R-8	99011-96J80-054	420E-31-1	01547-06207	111A-5
	135S-8		420F-31-1		111B-5
			420N-31-1		111C-5
			420P-31-1		111D-5
		99011-96J80-059	420E-31-2		111E-5
			420F-31-2		111F-5
			420G-31		111G-5
			420H-31		111H-5
			420N-31-2		111J-5
77811-54GB0-0PG	508A-46		420P-31-2		111K-5
	508B-46		420R-31		111L-5
	508C-46		420S-31		111M-5
	508D-46				111N-5
	508E-46				111P-5
	508F-46				111R-5
	508G-46				111S-5
	508H-46				111A-26
77811-54GC0-0PG	420A-25	00000		01547-06257	111B-26
	420B-23				111C-26
	420C-25	01421-08257	123A-25		111D-26
	420D-23		123B-25		111E-26
	420E-23		123C-21		111F-26
	420F-23		123D-21		111G-26
	420G-23		123E-25		

PART NO.	FIG.NO.-REF.NO.	PART NO.	FIG.NO.-REF.NO.	PART NO.	FIG.NO.-REF.NO.
	111H-26		144A-31		303L-11
	111J-26		144B-30		303M-11
	111K-26		144B-31		303N-11
	111L-26		144C-30		303P-11
	111M-26		144C-31		303R-11
	111N-26		144D-30		303S-11
	111P-26		144D-31		322A-24
	111R-26		144E-30		322A-31
	111S-26		144E-31		322B-24
01547-06507	111A-27		144F-30		322B-31
	111B-27		144F-31		322C-24
	111C-27		144G-30		322D-24
	111D-27		144G-31		322E-24
	111E-27		144H-30		322E-31
	111F-27		144H-31		322F-24
	111G-27		144J-30		322F-31
	111H-27		144J-31		322G-24
	111J-27		144K-30		322H-24
	111K-27		144K-31		322J-24
	111L-27		144L-30		322J-31
	111M-27		144L-31		322K-24
	111N-27		144M-30		322K-31
	111P-27		144M-31		322L-24
	111R-27		144N-30		322M-24
	111S-27		144N-31		322N-24
01550-05107	410A-28		144P-30		322N-31
	410B-28		144P-31		322P-24
	410C-28		144R-30		322P-31
	410D-28		144R-31		322R-24
	410E-28		144S-30		322S-24
	410F-28		144S-31		420A-18
	410G-28		164A-21		420B-18
	410H-28		164B-21		420C-18
	410J-28		164C-21		420D-18
	410K-28		164D-21		420E-18
	410L-28		164E-21		420F-18
	410M-28		164F-21		420G-18
	410N-28		164G-21		420H-18
	410P-28		164H-21		420J-18
	410R-28		180A-25		420K-18
	410S-28		303A-11		420L-18
01550-06127	123A-32		303B-11		420M-18
	123B-32		303C-11		420N-18
	123C-32		303D-11		420P-18
	123F-32		303E-11		420R-18
	123J-32		303F-11		420S-18
	123K-32		303G-11	01550-06167	123A-16
	123N-32		303H-11		123B-16
	123P-32		303J-11		123C-13
	144A-30		303K-11		123D-13

PART NO.	FIG.NO.-REF.NO.	PART NO.	FIG.NO.-REF.NO.	PART NO.	FIG.NO.-REF.NO.
	123E-16		164G-15	01550-0616A	175A-7
	123F-16		164H-15	01550-06207	135A-4
	123G-13		326C-23		135A-7
	123H-13		326D-23		135B-4
	123J-16		326G-23		135B-7
	123K-16		326H-23		135C-4
	123L-13		326L-23		135C-7
	123M-13		326M-23		135D-4
	123N-16		326R-23		135D-7
	123P-16		326S-23		135E-4
	123R-13		410A-35		135E-7
	123S-13		410B-35		135F-4
	144A-32		410E-35		135F-7
	144B-32		410F-35		135G-4
	144C-32		410J-35		135G-7
	144D-32		410K-35		135H-4
	144E-32		410N-35		135H-7
	144F-32		410P-35		135J-4
	144G-32		420A-7		135J-7
	144H-32		420A-12		135K-4
	144J-32		420B-7		135K-7
	144K-32		420B-12		135L-4
	144L-32		420C-7		135L-7
	144M-32		420C-12		135M-4
	144N-32		420D-7		135M-7
	144P-32		420D-12		135N-4
	144R-32		420E-7		135N-7
	144S-32		420E-12		135P-4
	146A-19		420F-7		135P-7
	146B-19		420F-12		135R-4
	146C-19		420G-7		135R-7
	146D-19		420G-12		135S-4
	146E-19		420H-7		135S-7
	146F-19		420H-12		204A-10
	146G-19		420J-7		204B-10
	146H-19		420J-12		204C-22
	146J-19		420K-7		204D-22
	146K-19		420K-12		204E-10
	146L-19		420L-7		204F-10
	146M-19		420L-12		204G-22
	146N-19		420M-7		204H-22
	146P-19		420M-12		204J-10
	146R-19		420N-7		204K-10
	146S-19		420N-12		204L-22
	164A-15		420P-7		204M-22
	164B-15		420P-12		204N-10
	164C-15		420R-7		204P-10
	164D-15		420R-12		204R-22
	164E-15		420S-7		204S-22
	164F-15		420S-12		310A-9

PART NO.	FIG.NO.-REF.NO.	PART NO.	FIG.NO.-REF.NO.	PART NO.	FIG.NO.-REF.NO.
	310B-9		123A-26		310F-6
	310C-9		123B-26		310F-7
	310D-9		123C-22		310G-6
	310E-9		123D-22		310G-7
	310F-9		123E-26		310H-6
	310G-9		123F-26		310H-7
	310H-9		123G-22		310J-6
	310J-9		123H-22		310J-7
	310K-9		123J-26		310K-6
	310L-9		123K-26		310K-7
	310M-9		123L-22		310L-6
	310N-9		123M-22		310L-7
	310P-9		123N-26		310M-6
	310R-9		123P-26		310M-7
	310S-9		123R-22		310N-6
	401A-19		123S-22		310N-7
	401B-19		162A-8		310P-6
	401C-19		162B-8		310P-7
	401D-19		162C-8		310R-6
	401E-19		162D-8		310R-7
	401F-19		162E-8		310S-6
	401G-19		162F-8		310S-7
	401H-19		162G-8		401A-7
	401J-19		162H-8		401B-7
	401K-19		162J-8		401C-7
	401L-19		162K-8		401D-7
	401M-19		162L-8		401E-7
	401N-19		162M-8		401F-7
	401P-19		162N-8		401G-7
	401R-19		162P-8		401H-7
	401S-19		162R-8		401J-7
01550-0620A	119A-17		162S-8		401K-7
01550-06257	118A-3		164A-16		401L-7
	118A-6		164B-16		401M-7
	121A-9		164C-16		401N-7
	121B-9		164D-16		401P-7
	121C-9		164E-16		401R-7
	121D-9		164F-16		401S-7
	121E-9		164G-16	01550-06307	135A-5
	121F-9		164H-16		135B-5
	121G-9		310A-6		135C-5
	121H-9		310A-7		135D-5
	121J-11		310B-6		135E-5
	121K-11		310B-7		135F-5
	121L-11		310C-6		135G-5
	121M-11		310C-7		135H-5
	121N-11		310D-6		135J-5
	121P-11		310D-7		135K-5
	121R-11		310E-6		135L-5
	121S-11		310E-7		135M-5

PART NO.	FIG.NO.-REF.NO.	PART NO.	FIG.NO.-REF.NO.	PART NO.	FIG.NO.-REF.NO.
	135N-5		123F-34		144M-34
	135P-5		123J-34		144N-34
	135R-5		123K-34		144P-34
	135S-5		123N-34		144R-34
	140A-3		123P-34		144S-34
	326C-24		140A-8	01550-0825A	118A-31
	326D-24		301A-22		119A-11
	326G-24	01550-08257	111A-12	01550-08307	123A-27
	326H-24		111A-13		123B-27
	326L-24		111B-12		123C-23
	326M-24		111B-13		123D-23
	326R-24		111C-12		123E-27
	326S-24		111C-13		123F-27
01550-08167	113A-18		111D-12		123G-23
	144A-33		111D-13		123H-23
	144B-33		111E-12		123J-27
	144C-33		111E-13		123K-27
	144D-33		111F-12		123L-23
	144E-33		111F-13		123M-23
	144F-33		111G-12		123N-27
	144G-33		111G-13		123P-27
	144H-33		111H-12		123R-23
	144J-33		111H-13		123S-23
	144K-33		111J-12		401A-27
	144L-33		111J-13		401B-27
	144M-33		111K-12		401C-27
	144N-33		111K-13		401D-27
	144P-33		111L-12		401E-27
	144R-33		111L-13		401F-27
	144S-33		111M-12		401G-27
01550-08207	111A-21		111M-13		401H-27
	111B-21		111N-12		401J-27
	111C-21		111N-13		401K-27
	111D-21		111P-12		401L-27
	111E-21		111P-13		401M-27
	111F-21		111R-12		401N-27
	111G-21		111R-13		401P-27
	111H-21		111S-12		401R-27
	111J-21		111S-13		401S-27
	111K-21		144A-34	01550-0830A	401A-15
	111L-21		144B-34		401B-15
	111M-21		144C-34		401C-15
	111N-21		144D-34		401D-15
	111P-21		144E-34		401E-15
	111R-21		144F-34		401F-15
	111S-21		144G-34		401G-15
	113A-15		144H-34		401H-15
	123A-34		144J-34		401J-15
	123B-34		144K-34		401K-15
	123E-34		144L-34		401L-15

PART NO.	FIG.NO.-REF.NO.	PART NO.	FIG.NO.-REF.NO.	PART NO.	FIG.NO.-REF.NO.
	401M-15		143L-20		111M-16
	401N-15		143M-20		111N-16
	401P-15		143N-20		111P-16
	401R-15		143P-20		111R-16
	401S-15		143R-20		111S-16
01550-08357	143A-19		143S-20		123A-15
	143B-19	01550-08457	111A-15		123B-15
	143C-19		111B-15		123C-12
	143D-19		111C-15		123D-12
	143E-19		111D-15		123E-15
	143F-19		111E-15		123F-15
	143G-19		111F-15		123G-12
	143H-19		111G-15		123H-12
	143J-19		111H-15		123J-15
	143K-19		111J-15		123K-15
	143L-19		111K-15		123L-12
	143M-19		111L-15		123M-12
	143N-19		111M-15		123N-15
	143P-19		111N-15		123P-15
	143R-19		111P-15		123R-12
	143S-19		111R-15		123S-12
	178A-4		111S-15		140A-11
	301A-23	01550-08507	204C-30	01550-08657	164A-17
01550-0835A	111A-14		204D-30		164B-17
	111B-14		204G-30		164C-17
	111C-14		204H-30		164D-17
	111D-14		204L-30		164E-17
	111E-14		204M-30		164F-17
	111F-14		204R-30		164G-17
	111G-14		204S-30		164H-17
	111H-14	01550-08557	113A-19	01550-0870A	175A-8
	111J-14		123A-14	01550-1020A	118A-18
	111K-14		123B-14	01570-06127	410A-32
	111L-14		123E-14		410B-32
	111M-14		123F-14		410E-32
	111N-14		123J-14		410F-32
	111P-14		123K-14		410J-32
	111R-14		123N-14		410K-32
	111S-14		123P-14		410N-32
	119A-15	01550-08607	111A-16		410P-32
	143A-20		111B-16	02112-0408A	143A-13
01550-08407	143B-20		111C-16		143B-13
	143C-20		111D-16		143C-13
	143D-20		111E-16		143D-13
	143E-20		111F-16		143E-13
	143F-20		111G-16		143F-13
	143G-20		111H-16		143G-13
	143H-20		111J-16		143H-13
	143J-20		111K-16		143J-13
	143K-20		111L-16		143K-13

PART NO.	FIG.NO.-REF.NO.	PART NO.	FIG.NO.-REF.NO.	PART NO.	FIG.NO.-REF.NO.	
	143L-13		111N-25		420G-6	
	143M-13		111P-25		420H-6	
	143N-13		111R-25		420J-6	
	143P-13		111S-25		420K-6	
02112-05107	143R-13	02112-34167	123A-17		420L-6	
	143S-13		123B-17		420M-6	
	143A-15		123E-17		420N-6	
	143B-15		123F-17		420P-6	
	143C-15		123J-17		420R-6	
	143D-15		123K-17		420S-6	
	143E-15		123N-17	02142-06167	322A-6	
	143F-15		123P-17		322B-6	
	143G-15		326A-4		322C-6	
	143H-15		326B-4		322D-6	
143J-15	326E-4	322E-6				
143K-15	326F-4	322F-6				
143L-15	326J-4	322G-6				
143M-15	326K-4	322H-6				
143N-15	326N-4	322J-6				
143P-15	326P-4	322K-6				
02112-05127	143R-15	02142-0408B	143A-3		322L-6	
	143S-15		143B-3		322M-6	
	123A-18		143C-3		322N-6	
	123B-18		143D-3		322P-6	
	123C-14		143E-3		322R-6	
	123D-14		143F-3		322S-6	
	123E-18		143G-3		420A-16	
	123F-18		143H-3		420B-16	
	123G-14		143J-3		420C-16	
	123H-14		143K-3		420D-16	
02112-0612A	123J-18	02142-05107	143L-3		420E-16	
	123K-18		143M-3		420F-16	
	123L-14		143N-3		420G-16	
	123M-14		143P-3		420H-16	
	123N-18		143R-3		420J-16	
	123P-18		143S-3		420K-16	
	123R-14		204A-12		420L-16	
	123S-14		204B-12		420M-16	
	111A-25		204E-12		420N-16	
	111B-25		204F-12		420P-16	
02112-05167	111C-25	02142-05167	204J-12		420R-16	
	111D-25		204K-12		420S-16	
	111E-25		204N-12	02162-05207	123A-19	
	111F-25		204P-12		123B-19	
	111G-25		420A-6		123C-15	
	111H-25		420B-6		123D-15	
	111J-25		420C-6		123E-19	
	111K-25		420D-6		123F-19	
	111L-25		420E-6		123G-15	
	111M-25		420F-6		123H-15	

PART NO.	FIG.NO.-REF.NO.	PART NO.	FIG.NO.-REF.NO.	PART NO.	FIG.NO.-REF.NO.
	123J-19		420F-4		220J-24
	123K-19		420F-13		220K-24
	123L-15		420G-4		220L-24
	123M-15		420G-13		220M-24
03112-0630B	123N-19		420H-4		220N-21
	123P-19		420H-13	06111-11004	220P-21
	123R-15		420J-4		220R-21
	123S-15		420J-13		220S-21
	501A-24		420K-4		220A-25
	501B-24		420K-13		220B-25
	501C-24		420L-4		220C-25
	501D-24		420L-13		220D-25
	501E-24		420M-4		220E-22
	501F-24		420M-13		220F-22
501G-24		420N-4	220G-22		
03121-0516A	501H-24		420N-13		220H-22
	530A-28		420P-4		220J-25
	530A-40		420P-13		220K-25
	530B-28		420R-4		220L-25
	530B-40		420R-13		220M-25
	530E-28		420S-4		220N-22
	530E-40		420S-13		220P-22
	530F-28	04211-11129	118A-12		220R-22
	530F-40		118A-22		220S-22
	530J-28		04221-04089	116A-5	07130-05167
530J-40	118A-19			326D-14	
530K-28	220A-39			326G-14	
530K-40	220B-39			326H-14	
530N-28	220C-39			326L-14	
530N-40	220D-39			326M-14	
530P-28	220J-39			326R-14	
530P-40	220K-39			326S-14	
530A-14	220L-39	303A-8			
530B-14	220M-39	303B-8			
03122-05165	530E-14		407E-4		303C-8
	530F-14		407F-4		303D-8
	530J-14		407G-4		303E-8
	530K-14		407H-4		303F-8
	530N-14		407N-4		303G-8
	530P-14		407P-4		303H-8
	420A-4		407R-4		303J-8
	420A-13		407S-4		303K-8
	420B-4	06111-07004	220A-24		303L-8
	420B-13		220B-24		303M-8
420C-4	220C-24			303N-8	
420C-13	220D-24			303P-8	
420D-4	220E-21			303R-8	
420D-13	220F-21			303S-8	
420E-4	220G-21		08110-60020	175A-9	
420E-13	220H-21			08110-62080	119A-4

PART NO.	FIG.NO.-REF.NO.	PART NO.	FIG.NO.-REF.NO.	PART NO.	FIG.NO.-REF.NO.
08113-60100	220A-32		322C-20		326L-15
	220B-32		322D-20		326M-15
	220C-32		322E-20		326R-15
	220D-32		322F-20		326S-15
	220J-32		322G-20	08321-01067	322A-21
08211-30382	220K-32		322H-20		322B-21
	220L-32		322J-20		322C-21
	220M-32		322K-20		322D-21
	220A-12-1		322L-20		322E-21
	220B-12-1		322M-20		322F-21
	220C-12-1		322N-20		322G-21
	220D-12-1		322P-20		322H-21
	220J-12-1		322R-20		322J-21
	220K-12-1		322S-20		322K-21
	220L-12-1	08316-10087	123A-28		322L-21
220M-12-1		123B-28		322M-21	
08211-30384	220A-12-5		123C-24		322N-21
	220B-12-5		123D-24		322P-21
	220C-12-5		123E-28		322R-21
	220D-12-5		123F-28		322S-21
	220J-12-5		123G-24	08322-01107	164A-18
08211-30385	220K-12-5		123H-24		164B-18
	220L-12-5		123J-28		164C-18
	220M-12-5		123K-28		164D-18
	220A-12-8		123L-24		164E-18
	220B-12-8		123M-24		164F-18
	220C-12-8		123N-28		164G-18
	220D-12-8		123P-28		164H-18
	220J-12-8		123R-24	08331-41359	204A-21
	220K-12-8		123S-24		204B-21
	220L-12-8		322A-2		204C-23
08221-16256	220M-12-8		322B-2		204D-23
	220A-10		322C-2		204E-21
	220B-10		322D-2		204F-21
	220C-10		322E-2		204G-23
	220D-10		322F-2		204H-23
	220E-9		322G-2		204J-21
	220F-9		322H-2		204K-21
	220G-9		322J-2		204L-23
	220H-9		322K-2		204M-23
	220J-10		322L-2		204N-21
08310-00067	220K-10		322M-2		204P-21
	220L-10		322N-2		204R-23
	220M-10		322P-2		204S-23
	220N-9		322R-2	09100-08232	508A-47
	220P-9		322S-2		508B-47
	220R-9	08321-0105A	326C-15		508C-47
	220S-9		326D-15		508D-47
	322A-20		326G-15		508E-47
	322B-20		326H-15		508F-47

PART NO.	FIG.NO.-REF.NO.	PART NO.	FIG.NO.-REF.NO.	PART NO.	FIG.NO.-REF.NO.
09100-12052	508G-47	09100-12092	335A-6-3		401J-22
	508H-47		335B-6-3		401K-22
	407A-3		335C-6-3		401L-22
	407B-3		335D-6-3		401M-22
	407C-3		335E-6-3		401N-22
	407D-3		335F-6-3	09103-06211	401P-22
	407E-6		335G-6-3		401R-22
	407F-6		335H-6-3		401S-22
	407G-6		335J-6-3		146A-20
	407H-6		335K-6-3		146B-20
09100-12085	407J-3		335L-6-3		146C-20
	407K-3		335M-6-3		146D-20
	407L-3		335N-6-3		146E-20
	407M-3		335P-6-3		146F-20
	407N-6		335R-6-3		146G-20
	407P-6		335S-6-3		146H-20
	407R-6	09100-14004	405A-15		146J-20
	407S-6	09103-06093	180A-17		146K-20
	335A-6-2		315A-4		146L-20
	335B-6-2		315A-5		146M-20
09100-12086	335C-6-2		315B-4		146N-20
	335D-6-2		315B-5		146P-20
	335E-6-2		315C-3		146R-20
	335F-6-2		315D-3		146S-20
	335G-6-2		315E-4	09103-06231	303A-9
	335H-6-2		315E-5		303B-9
	335J-6-2		315F-4		303C-9
	335K-6-2		315F-5		303D-9
	335L-6-2		315G-3		303E-9
	335M-6-2		315H-3		303F-9
09100-12086	335N-6-2		315J-4		303G-9
	335P-6-2		315J-5		303H-9
	335R-6-2		315K-4		303J-9
	335S-6-2		315K-5		303K-9
	335A-6-1		315L-3		303L-9
	335B-6-1		315M-3		303M-9
	335C-6-1		315N-4		303N-9
	335D-6-1		315N-5		303P-9
	335E-6-1		315P-4		303R-9
	335F-6-1		315P-5		303S-9
09100-08232	335G-6-1		315R-3	09103-06266	111A-3
	335H-6-1		315S-3		111B-3
	335J-6-1		401A-22		111C-3
	335K-6-1		401B-22		111D-3
	335L-6-1		401C-22		111E-3
	335M-6-1		401D-22		111F-3
	335N-6-1		401E-22		111G-3
	335P-6-1		401F-22		111H-3
	335R-6-1		401G-22		111J-3
	335S-6-1		401H-22		111K-3

PART NO.	FIG.NO.-REF.NO.	PART NO.	FIG.NO.-REF.NO.	PART NO.	FIG.NO.-REF.NO.
	111L-3		336L-14		303R-2
	111M-3		336M-14		303S-2
	111N-3		336N-14	09106-05030	303A-6
	111P-3		336P-14		303B-6
	111R-3		336R-14		303C-6
09103-06278	111S-3	09103-06307	336S-14		303D-6
	335A-15		315C-19		303E-6
	335B-15		315D-19		303F-6
	335C-15		315G-19		303G-6
	335D-15		315H-19		303H-6
	335E-15		315L-19		303J-6
	335F-15		315M-19		303K-6
	335G-15		315R-19		303L-6
	335H-15		315S-19		303M-6
	335J-15	09103-08109	401A-14		303N-6
	335K-15		401B-14		303P-6
	335L-15		401C-14		303R-6
	335M-15		401D-14		303S-6
	335N-15		401E-14	09106-06075	113A-8
	335P-15		401F-14	09108-10150	405A-3
09103-06281	335R-15		401G-14	09116-05010	315A-16
	335S-15		401H-14		315B-16
	111A-20		401J-14		315C-12
	111B-20		401K-14		315D-12
	111C-20		401L-14		315E-16
	111D-20		401M-14		315F-16
	111E-20		401N-14		315G-12
	111F-20		401P-14		315H-12
	111G-20		401R-14		315J-16
	111H-20		401S-14		315K-16
	111J-20	09103-08158	118A-32		315L-12
	111K-20	09103-08339	119A-7		315M-12
	111L-20	09103-08414	118A-20		315N-16
	111M-20	09103-08423	118A-21		315P-16
	111N-20	09103-10229	116A-11		315R-12
	111P-20	09103-10284	113A-4		315S-12
	111R-20	09103-12125	303A-2	09116-06121	162A-4
	111S-20		303B-2		162B-4
	113A-14		303C-2		162C-4
	140A-7		303D-2		162D-4
336A-14			303E-2		162E-4
336B-14			303F-2		162F-4
336C-14			303G-2		162G-4
336D-14			303H-2		162H-4
336E-14			303J-2		162J-4
336F-14			303K-2		162K-4
336G-14			303L-2		162L-4
336H-14			303M-2		162M-4
336J-14			303N-2		162N-4
336K-14			303P-2		162P-4

PART NO.	FIG.NO.-REF.NO.	PART NO.	FIG.NO.-REF.NO.	PART NO.	FIG.NO.-REF.NO.
	162R-4	09116-06202	144A-17		160K-14
	162S-4		144B-17		160L-14
	335A-12		144C-17		160M-14
	335B-12		144D-17		160N-14
	335C-12		144E-17		160P-14
	335D-12		144F-17	09116-08137	160R-14
	335E-12		144G-17		160S-14
	335F-12		144H-17		407A-9
	335G-12		144J-17		407B-9
	335H-12		144K-17		407C-9
	335J-12		144L-17		407D-9
	335K-12		144M-17		407E-12
	335L-12		144N-17		407F-12
	335M-12		144P-17		407G-12
	335N-12		144R-17		407H-12
	335P-12		144S-17		407J-9
	335R-12		310C-10		407K-9
	335S-12		310D-10		407L-9
	401A-24		310G-10		407M-9
	401B-24		310H-10		407N-12
	401C-24		310L-10		407P-12
	401D-24		310M-10		407R-12
	401E-24		310R-10	09116-08158	407S-12
	401F-24		310S-10		220A-33
	401G-24	09116-06236	407A-14		220B-33
	401H-24		407B-14		220C-33
	401J-24		407C-14		220D-33
	401K-24		407D-14		220E-33
	401L-24		407E-17		220F-33
	401M-24		407F-17		220G-33
	401N-24		407G-17		220H-33
	401P-24		407H-17		220J-33
	401R-24		407J-14		220K-33
	401S-24		407K-14		220L-33
09116-06127	410A-23		407L-14		220M-33
	410B-23		407M-14		220N-33
	410C-23		407N-17		220P-33
	410D-23		407P-17		220R-33
	410E-23		407R-17		220S-33
	410F-23		407S-17	09116-08163	410A-14
	410G-23	09116-08128	180A-11		410B-14
	410H-23	09116-08131	160A-14		410C-14
	410J-23		160B-14		410D-14
	410K-23		160C-14		410E-14
	410L-23		160D-14		410F-14
	410M-23		160E-14		410G-14
	410N-23		160F-14		410H-14
	410P-23		160G-14		410J-14
	410R-23		160H-14		410K-14
	410S-23		160J-14		410L-14

PART NO.	FIG.NO.-REF.NO.	PART NO.	FIG.NO.-REF.NO.	PART NO.	FIG.NO.-REF.NO.
	410M-14		407N-7	09125-04004	518A-26
	410N-14		407P-7		518B-26
	410P-14		407R-7		518C-26
	410R-14		407S-7		518D-26
09116-10135	410S-14	09116-10175	401A-35		518E-26
	401A-34		401B-35	09125-04021	518F-26
	401B-34		401C-35		518G-26
	401C-34		401D-35		518H-26
	401D-34		401E-35		517A-7
	401E-34		401F-35		517B-7
	401F-34		401G-35		517C-7
	401G-34		401H-35		517D-7
	401H-34		401J-35		517E-7
	401J-34		401K-35		517F-7
	401K-34		401L-35		517G-7
	401L-34		401M-35		517H-7
	401M-34		401N-35	09125-05042	518A-20
	401N-34		401P-35		518B-20
	401P-34		401R-35		518C-20
	401R-34		401S-35		518D-20
09116-10137	401S-34	09116-10180	401A-25		518E-20
	401A-26		401B-25		518F-20
	401B-26		401C-25		518G-20
	401C-26		401D-25		518H-20
	401D-26		401E-25		542A-21
	401E-26		401F-25		542B-21
	401F-26		401G-25		542C-21
	401G-26		401H-25		542D-21
	401H-26		401J-25		542E-21
	401J-26		401K-25		542F-21
	401K-26		401L-25		542G-21
	401L-26		401M-25		542H-21
	401M-26		401N-25		545A-21
	401N-26		401P-25		545B-21
	401P-26		401R-25		545C-21
	401R-26		401S-25		545D-21
09116-10146	401S-26	09116-10181	405A-17		545E-21
09116-10150	180A-20		180A-21		545F-21
	407A-4		405A-2-1		545G-21
	407B-4		405A-2-2		545H-21
	407C-4	09116-10182	405A-16	09125-05048	315C-20
	407D-4	09116-10183	337A-28		315D-20
	407E-7	09119-06047	164A-9		315G-20
	407F-7		164B-9		315H-20
	407G-7		164C-9		315L-20
	407H-7		164D-9		315M-20
	407J-4		164E-9		315R-20
	407K-4		164F-9		315S-20
	407L-4		164G-9	09125-05050	337A-36
	407M-4		164H-9	09125-05135	541A-28

PART NO.	FIG.NO.-REF.NO.	PART NO.	FIG.NO.-REF.NO.	PART NO.	FIG.NO.-REF.NO.
	541B-28		336M-27		160B-13-2
	541C-28		336N-7		160C-13-1
	541D-28		336N-20		160C-13-2
	541E-28		336N-27		160D-13-1
	541F-28		336P-7		160D-13-2
	541G-28		336P-20		160E-13-1
	541H-28		336P-27		160E-13-2
	544A-30		336R-7		160F-13-1
	544B-30		336R-20		160F-13-2
	544C-30		336R-27		160G-13-1
	544D-30		336S-7		160G-13-2
	544E-30		336S-20		160H-13-1
	544F-30		336S-27		160H-13-2
	544G-30		337A-34		160J-13-1
	544H-30		405A-10		160J-13-2
09125-06063	336A-7	09126-05003	508A-48		160K-13-1
	336A-20		508B-48		160K-13-2
	336A-27		508C-48		160L-13-1
	336B-7		508D-48		160L-13-2
	336B-20		508E-48		160M-13-1
	336B-27		508F-48		160M-13-2
	336C-7		508G-48		160N-13-1
	336C-20	09126-06006	508H-48		160N-13-2
	336C-27		542A-25		160P-13-1
	336D-7		542B-25		160P-13-2
	336D-20		542C-25		160R-13-1
	336D-27		542D-25		160R-13-2
	336E-7		542E-25		160S-13-1
	336E-20		542F-25		160S-13-2
	336E-27		542G-25	09136-06148	410A-10
	336F-7		542H-25		410B-10
	336F-20		545A-25		410C-10
	336F-27		545B-25		410D-10
	336G-7		545C-25		410E-10
	336G-20		545D-25		410F-10
	336G-27		545E-25		410G-10
	336H-7		545F-25		410H-10
	336H-20		545G-25		410J-10
	336H-27		545H-25		410K-10
	336J-7	09131-05004	530C-3		410L-10
	336J-20		530D-3		410M-10
	336J-27		530G-3		410N-10
	336K-7		530H-3		410P-10
	336K-20		530L-3		410R-10
	336K-27		530M-3		410S-10
	336L-7		530R-3	09137-04004	326A-6
	336L-20		530S-3		326B-6
	336L-27	09132-04034	160A-13-1		326C-6
	336M-7		160A-13-2		326D-6
	336M-20		160B-13-1		326E-6

PART NO.	FIG.NO.-REF.NO.	PART NO.	FIG.NO.-REF.NO.	PART NO.	FIG.NO.-REF.NO.
	326F-6		410H-4		542B-32
	326G-6		410J-4		542C-32
	326H-6		410K-4		542D-32
	326J-6		410L-4		542E-32
	326K-6		410M-4		542F-32
	326L-6		410N-4		542G-32
	326M-6		410P-4		542H-32
	326N-6		410R-4		545A-31
	326P-6		410S-4		545B-31
	326R-6	09140-05005	164A-10		545C-31
	326S-6		164B-10		545D-31
09139-06135	410A-3-1		164C-10		545E-31
	410A-3-2		164D-10		545F-31
	410B-3-1		164E-10		545G-31
	410B-3-2		164F-10		545H-31
	410C-3-1		164G-10	09140-10032	336A-21
	410C-3-2		164H-10		336B-21
	410D-3-1		541A-30		336C-21
	410D-3-2		541B-30		336D-21
	410E-3-1		541C-30		336E-21
	410E-3-2		541D-30		336F-21
	410F-3-1		541E-30		336G-21
	410F-3-2		541F-30		336H-21
	410G-3-1		541G-30		336J-21
	410G-3-2		541H-30		336K-21
	410H-3-1		544A-32		336L-21
	410H-3-2		544B-32		336M-21
	410J-3-1		544C-32		336N-21
	410J-3-2		544D-32		336P-21
	410K-3-1		544E-32		336R-21
	410K-3-2		544F-32		336S-21
	410L-3-1		544G-32	09140-16021	220A-9
	410L-3-2		544H-32		220B-9
	410M-3-1	09140-06020	508A-49		220C-9
	410M-3-2		508B-49		220D-9
	410N-3-1		508C-49		220E-8
	410N-3-2		508D-49		220F-8
	410P-3-1		508E-49		220G-8
	410P-3-2		508F-49		220H-8
	410R-3-1		508G-49		220J-9
	410R-3-2		508H-49		220K-9
	410S-3-1		518A-10		220L-9
	410S-3-2		518B-10		220M-9
09139-06147	410A-4		518C-10		220N-8
	410B-4		518D-10		220P-8
	410C-4		518E-10		220R-8
	410D-4		518F-10		220S-8
	410E-4		518G-10	09141-18005	407A-27
	410F-4		518H-10		407B-27
	410G-4		542A-32		407C-25

PART NO.	FIG.NO.-REF.NO.	PART NO.	FIG.NO.-REF.NO.	PART NO.	FIG.NO.-REF.NO.
	407D-25		401F-31		541H-19
	407E-30		401G-31		544A-19
	407F-30		401H-31		544B-19
	407G-28		401J-31		544C-19
	407H-28		401K-31		544D-19
	407J-27		401L-31		544E-19
	407K-27		401M-31		544F-19
	407L-25		401N-31		544G-19
	407M-25		401P-31		544H-19
	407N-30		401R-31	09160-05029	315C-21
	407P-30		401S-31		315D-21
	407R-28	09159-22006	335A-5		315G-21
	407S-28		335B-5		315H-21
	420A-5		335C-5		315L-21
09159-05019	420B-5		335D-5		315M-21
	420C-5		335E-5		315R-21
	420D-5		335F-5		315S-21
	420E-5		335G-5		326A-3
	420F-5		335H-5		326B-3
	420G-5		335J-5		326C-4
	420H-5		335K-5		326D-4
	420J-5		335L-5		326E-3
	420K-5		335M-5		326F-3
	420L-5		335N-5		326G-4
	420M-5		335P-5		326H-4
	420N-5		335R-5		326J-3
	420P-5		335S-5		326K-3
	420R-5	09159-28003	220A-4		326L-4
	420S-5		220B-4		326M-4
	335A-7		220C-4		326N-3
09159-12062	335B-7		220D-4		326P-3
	335C-7		220E-4		326R-4
	335D-7		220F-4		326S-4
	335E-7		220G-4		541A-29
	335F-7		220H-4		541B-29
	335G-7		220J-4		541C-29
	335H-7		220K-4		541D-29
	335J-7		220L-4		541E-29
	335K-7		220M-4		541F-29
	335L-7		220N-4		541G-29
	335M-7		220P-4		541H-29
	335N-7		220R-4		544A-31
	335P-7		220S-4		544B-31
	335R-7	09160-05024	541A-19		544C-31
	335S-7		541B-19		544D-31
	401A-31		541C-19		544E-31
09159-14026	401B-31		541D-19		544F-31
	401C-31		541E-19		544G-31
	401D-31		541F-19		544H-31
	401E-31		541G-19	09160-05045	123A-29

PART NO.	FIG.NO.-REF.NO.	PART NO.	FIG.NO.-REF.NO.	PART NO.	FIG.NO.-REF.NO.
	123B-29		164D-11		508F-50
	123C-25		164E-11		508G-50
	123D-25		164F-11		508H-50
	123E-29		164G-11		517A-20
	123F-29		164H-11		517B-20
	123G-25	09160-06082	336A-22		517C-20
	123H-25		336B-22		517D-20
	123J-29		336C-22		517E-20
	123K-29		336D-22		517F-20
	123L-25		336E-22		517G-20
	123M-25		336F-22		517H-20
	123N-29		336G-22	09160-08079	118A-28
	123P-29		336H-22	09160-08151	206A-10
	123R-25		336J-22		206B-10
	123S-25		336K-22		206C-10
09160-06047	410A-31		336L-22		206D-10
	410B-31		336M-22		206E-10
	410E-31		336N-22		206F-10
	410F-31		336P-22		206G-10
	410J-31		336R-22		206H-10
	410K-31		336S-22		206J-10
	410N-31	09160-06084	310C-11		206K-10
	410P-31		310D-11		206L-10
09160-06055	204A-26		310G-11		206M-10
	204B-26		310H-11		206N-10
	204C-11		310L-11		206P-10
	204C-27		310M-11		206R-10
	204D-11		310R-11		206S-10
	204D-27		310S-11	09160-10039	118A-33
	204E-26	09160-06094	204A-6	09160-10120	116A-12
	204F-26		204B-6	09160-10141	405A-5
	204G-11		204C-10	09160-10148	204C-4
	204G-27		204D-10		204D-4
	204H-11		204E-6		204G-4
	204H-27		204F-6		204H-4
	204J-26		204G-10		204L-4
	204K-26		204H-10		204M-4
	204L-11		204J-6		204R-4
	204L-27		204K-6		204S-4
	204M-11		204L-10	09160-12066	407A-5
	204M-27		204M-10		407B-5
	204N-26		204N-6		407C-5
	204P-26		204P-6		407D-5
	204R-11		204R-10		407E-8
	204R-27		204S-10		407F-8
	204S-11	09160-06104	508A-50		407G-8
	204S-27		508B-50		407H-8
09160-06066	164A-11		508C-50		407J-5
	164B-11		508D-50		407K-5
	164C-11		508E-50		407L-5

PART NO.	FIG.NO.-REF.NO.	PART NO.	FIG.NO.-REF.NO.	PART NO.	FIG.NO.-REF.NO.
	407M-5		335P-9		220K-12-3
	407N-8		335R-9		220L-12-3
	407P-8		335S-9		220M-12-3
	407R-8	09160-15051	401A-32	09160-30038	220A-12-4
	407S-8		401B-32		220B-12-4
09160-13014	410A-24		401C-32		220C-12-4
	410B-24		401D-32		220D-12-4
	410C-24		401E-32		220J-12-4
	410D-24		401F-32		220K-12-4
	410E-24		401G-32		220L-12-4
	410F-24		401H-32		220M-12-4
	410G-24		401J-32	09160-30039	220A-12-6
	410H-24		401K-32		220B-12-6
	410J-24		401L-32		220C-12-6
	410K-24		401M-32		220D-12-6
	410L-24		401N-32		220J-12-6
	410M-24		401P-32		220K-12-6
	410N-24		401R-32		220L-12-6
	410P-24		401S-32		220M-12-6
	410R-24	09160-16050	405A-18	09160-30041	220A-12-7
	410S-24		405A-19		220B-12-7
09160-13021	335A-8	09160-18028	407A-28		220C-12-7
	335B-8		407B-28		220D-12-7
	335C-8		407C-26		220J-12-7
	335D-8		407D-26		220K-12-7
	335E-8		407E-31		220L-12-7
	335F-8		407F-31		220M-12-7
	335G-8		407G-29	09160-30042	220A-12-9
	335H-8		407H-29		220B-12-9
	335J-8		407J-28		220C-12-9
	335K-8		407K-28		220D-12-9
	335L-8		407L-26		220J-12-9
	335M-8		407M-26		220K-12-9
	335N-8		407N-31		220L-12-9
	335P-8		407P-31		220M-12-9
	335R-8		407R-29	09160-30043	220A-12-10
	335S-8		407S-29		220B-12-10
09160-13022	335A-9	09160-30036	220A-12-2		220C-12-10
	335B-9		220B-12-2		220D-12-10
	335C-9		220C-12-2		220J-12-10
	335D-9		220D-12-2		220K-12-10
	335E-9		220J-12-2		220L-12-10
	335F-9		220K-12-2		220M-12-10
	335G-9		220L-12-2	09160-30044	220A-12-11
	335H-9		220M-12-2		220B-12-11
	335J-9	09160-30037	220A-12-3		220C-12-11
	335K-9		220B-12-3		220D-12-11
	335L-9		220C-12-3		220J-12-11
	335M-9		220D-12-3		220K-12-11
	335N-9		220J-12-3		220L-12-11

PART NO.	FIG.NO.-REF.NO.	PART NO.	FIG.NO.-REF.NO.	PART NO.	FIG.NO.-REF.NO.
09160-30055	220M-12-1	09160-35009	220F-10-7	09160-75002	336M-8
	220E-24		220G-10-7		336N-8
	220F-24		220H-10-7		336P-8
	220G-24		220N-10-7		336R-8
	220H-24		220P-10-7		336S-8
09160-30056	220N-24	09160-35010	220R-10-7	09162-10005	220A-13
	220P-24		220S-10-7		220B-13
	220R-24		220E-10-9		220C-13
	220S-24		220F-10-9		220D-13
	220E-25		220G-10-9		220E-11
09160-35002	220F-25	09160-35013	220H-10-9	09164-14008	220F-11
	220G-25		220N-10-9		220G-11
	220H-25		220P-10-9		220H-11
	220N-25		220R-10-9		220J-13
	220P-25		220S-10-9		220K-13
09160-35003	220R-25	09160-35015	220E-10-3	09168-10034	220L-13
	220S-25		220F-10-3		220M-13
	220E-10-6		220G-10-3		220N-11
	220F-10-6		220H-10-3		220P-11
	220G-10-6		220N-10-3		220R-11
09160-35004	220H-10-6	09160-39001	220P-10-3	09169-08039	220S-11
	220N-10-6		220R-10-3		337A-30
	220P-10-6		220S-10-3		410A-25
	220R-10-6		220E-10-2		410B-25
	220S-10-6		220F-10-2		410C-25
09160-35006	220E-10-8	09168-20002	220G-10-2	09169-06062	410D-25
	220F-10-8		220H-10-2		410E-25
	220G-10-8		220N-10-2		410F-25
	220H-10-8		220P-10-2		410G-25
	220N-10-8		220R-10-2		410H-25
09160-35008	220P-10-8	09168-20003	220S-10-2	09169-05047	410J-25
	220R-10-8		220E-10-1		410K-25
	220S-10-8		220F-10-1		410L-25
	220E-10-4		220G-10-1		410M-25
	220F-10-4		220H-10-1		410N-25
09160-35008	220G-10-4	09169-06053	220N-10-1	09180-08042	410P-25
	220H-10-4		220P-10-1		410R-25
	220N-10-4		220R-10-1		410S-25
	220P-10-4		220S-10-1		407A-12
	220R-10-4		336A-8		407B-12
09160-35008	220S-10-4	09169-08039	336B-8	09169-06053	407C-12
	220E-10-5		336C-8		407D-12
	220F-10-5		336D-8		407E-15
	220G-10-5		336E-8		407F-15
	220H-10-5		336F-8		407G-15
09160-35008	220N-10-5	09169-08039	336G-8	09169-06053	407H-15
	220P-10-5		336H-8		407I-12
	220R-10-5		336J-8		407K-12
	220S-10-5		336K-8		407L-12
	220E-10-7		336L-8		407M-12

PART NO.	FIG.NO.-REF.NO.	PART NO.	FIG.NO.-REF.NO.	PART NO.	FIG.NO.-REF.NO.
09168-12012	407N-15	09169-06062	322F-4	09169-08042	410H-15
	407P-15		322G-4		410J-15
	407R-15		322H-4		410K-15
	407S-15		322J-4		410L-15
	180A-13		322K-4		410M-15
09168-12013	144A-18	09169-06062	322L-4	09169-08042	410N-15
	144C-18		322M-4		410P-15
	144E-18		322N-4		410R-15
	144G-18		322P-4		410S-15
	144J-18		322R-4		143A-17
09168-16009	144L-18	09169-06062	322S-4	09169-08042	143B-17
	144N-18		144A-19		143C-17
	144R-18		144B-19		143D-17
	111A-8		144C-19		143E-17
	111B-8		144D-19		143F-17
09168-16009	111C-8	09169-06062	144E-19	09169-08042	143G-17
	111D-8		144F-19		143H-17
	111E-8		144G-19		143J-17
	111F-8		144H-19		143K-17
	111G-8		144J-19		143L-17
09168-20002	111H-8	09169-06062	144K-19	09169-08042	143M-17
	111J-8		144L-19		143N-17
	111K-8		144M-19		143P-17
	111L-8		144N-19		143R-17
	111M-8		144P-19		143S-17
09168-20002	111N-8	09169-06062	144R-19	09169-08042	336A-11
	111P-8		144S-19		336B-11
	111R-8		310A-4		336C-11
	111S-8		310B-4		336D-11
	160B-17		310C-4		336E-11
09168-20003	160D-17	09169-06062	310D-4	09169-08042	336F-11
	160F-17		310E-4		336G-11
	160H-17		310F-4		336H-11
	160K-17		310G-4		336J-11
	160M-17		310H-4		336K-11
09168-20003	160P-17	09169-06062	310J-4	09169-08042	336L-11
	160S-17		310K-4		336M-11
	160A-17		310L-4		336N-11
	160C-17		310M-4		336P-11
	160E-17		310N-4		336R-11
09169-08039	160G-17	09169-06062	310P-4	09169-08042	336S-11
	160J-17		310R-4		123A-7
	160L-17		310S-4		123B-7
	160N-17		410A-15		123C-6
	160R-17		410B-15		123D-6
09169-06053	322A-4	09169-06053	410C-15	09169-08042	123E-7
	322B-4		410D-15		123F-7
	322C-4		410E-15		123G-6
	322D-4		410F-15		123H-6
	322E-4		410G-15		123J-7

PART NO.	FIG.NO.-REF.NO.	PART NO.	FIG.NO.-REF.NO.	PART NO.	FIG.NO.-REF.NO.
	123K-7		336K-9		220D-15-8
	123L-6		336L-9		220J-15-8
	123M-6		336M-9		220K-15-8
	123N-7		336N-9		220L-15-8
	123P-7		336P-9		220M-15-8
09180-06230	123R-6	09181-50005	336R-9	09181-50012	220A-15-2
	123S-6		336S-9		220B-15-2
	164A-12		220A-15-3		220C-15-2
	164B-12		220B-15-3		220D-15-2
	164C-12		220C-15-3		220J-15-2
	164D-12		220D-15-3		220K-15-2
	164E-12		220J-15-3		220L-15-2
	164F-12		220K-15-3		220M-15-2
	164G-12		220L-15-3		220A-15-1
	164H-12		220M-15-3		220B-15-1
09180-06289	401A-5	09181-50006	220A-15-4	09181-50013	220C-15-1
	401B-5		220B-15-4		220D-15-1
	401C-5		220C-15-4		220J-15-1
	401D-5		220D-15-4		220K-15-1
	401E-5		220J-15-4		220L-15-1
	401F-5		220K-15-4		220M-15-1
	401G-5		220L-15-4		220A-8-1
	401H-5		220M-15-4		220B-8-1
	401J-5		220A-15-5		220C-8-1
	401K-5		220B-15-5		220D-8-1
09180-08167	401L-5	09181-50007	220C-15-5	09181-60004	220E-7-1
	401M-5		220D-15-5		220E-12-1
	401N-5		220J-15-5		220F-7-1
	401P-5		220K-15-5		220F-12-1
	401R-5		220L-15-5		220G-7-1
	401S-5		220M-15-5		220G-12-1
	140A-10		220A-15-6		220H-7-1
	220A-26		220B-15-6		220H-12-1
	220B-26		220C-15-6		220J-8-1
	220C-26		220D-15-6		220K-8-1
09180-25082	220D-26	09181-50008	220J-15-6	09181-60005	220L-8-1
	220J-26		220K-15-6		220M-8-1
	220K-26		220L-15-6		220N-7-1
	220L-26		220M-15-6		220N-12-1
	220M-26		220A-15-7		220P-7-1
	175A-5		220B-15-7		220P-12-1
	336A-9		220C-15-7		220R-7-1
	336B-9		220D-15-7		220R-12-1
	336C-9		220J-15-7		220S-7-1
	336D-9		220K-15-7		220S-12-1
09181-12167	336E-9	09181-50010	220L-15-7	09181-60006	220A-8-2
	336F-9		220M-15-7		220B-8-2
	336G-9		220A-15-8		220C-8-2
	336H-9		220B-15-8		220D-8-2
	336J-9		220C-15-8		220E-7-2

PART NO.	FIG.NO.-REF.NO.	PART NO.	FIG.NO.-REF.NO.	PART NO.	FIG.NO.-REF.NO.
	220E-12-2		220F-12-4		220G-12-6
	220F-7-2		220G-7-4		220H-7-6
	220F-12-2		220G-12-4		220H-12-6
	220G-7-2		220H-7-4		220J-8-6
	220G-12-2		220H-12-4		220K-8-6
09181-60006	220H-7-2	09181-60008	220J-8-4	09181-60010	220L-8-6
	220H-12-2		220K-8-4		220M-8-6
	220J-8-2		220L-8-4		220N-7-6
	220K-8-2		220M-8-4		220N-12-6
	220L-8-2		220N-7-4		220P-7-6
	220M-8-2		220N-12-4		220P-12-6
	220N-7-2		220P-7-4		220R-7-6
	220N-12-2		220P-12-4		220R-12-6
	220P-7-2		220R-7-4		220S-7-6
	220P-12-2		220R-12-4		220S-12-6
09181-60008	220R-7-2	09181-60008	220S-7-4	09181-60011	220A-8-7
	220R-12-2		220S-12-4		220B-8-7
	220S-7-2		220A-8-5		220C-8-7
	220S-12-2		220B-8-5		220D-8-7
	220A-8-3		220C-8-5		220E-7-7
	220B-8-3		220D-8-5		220E-12-7
	220C-8-3		220E-7-5		220F-7-7
	220D-8-3		220E-12-5		220F-12-7
	220E-7-3		220F-7-5		220G-7-7
	220E-12-3		220F-12-5		220G-12-7
09181-60009	220F-7-3	09181-60009	220G-7-5	09181-60011	220H-7-7
	220F-12-3		220G-12-5		220H-12-7
	220G-7-3		220H-7-5		220J-8-7
	220G-12-3		220H-12-5		220K-8-7
	220H-7-3		220J-8-5		220L-8-7
	220H-12-3		220K-8-5		220M-8-7
	220J-8-3		220L-8-5		220N-7-7
	220K-8-3		220M-8-5		220N-12-7
	220L-8-3		220N-7-5		220P-7-7
	220M-8-3		220N-12-5		220P-12-7
09181-60007	220N-7-3	09181-60007	220P-7-5	09181-60011	220R-7-7
	220N-12-3		220P-12-5		220R-12-7
	220P-7-3		220R-7-5		220S-7-7
	220P-12-3		220R-12-5		220S-12-7
	220R-7-3		220S-7-5		220A-8-8
	220R-12-3		220S-12-5		220B-8-8
	220S-7-3		220A-8-6		220C-8-8
	220S-12-3		220B-8-6		220D-8-8
	220A-8-4		220C-8-6		220E-7-8
	220B-8-4		220D-8-6		220E-12-8
09181-60005	220C-8-4	09181-60005	220E-7-6	09181-60011	220F-7-8
	220D-8-4		220E-12-6		220F-12-8
	220E-7-4		220F-7-6		220G-7-8
	220E-12-4		220F-12-6		220G-12-8
	220F-7-4		220G-7-6		220H-7-8

PART NO.	FIG.NO.-REF.NO.	PART NO.	FIG.NO.-REF.NO.	PART NO.	FIG.NO.-REF.NO.
	220H-12-8		220K-8-10		220H-13-9
	220J-8-8		220L-8-10		220J-16-9
	220K-8-8		220M-8-10		220K-16-9
	220L-8-8		220N-7-10		220L-16-9
	220M-8-8		220N-12-10		220M-16-9
	220N-7-8		220P-7-10		220N-13-9
	220N-12-8		220P-12-10		220P-13-9
	220P-7-8		220R-7-10		220R-13-9
	220P-12-8		220R-12-10		220S-13-9
	220R-7-8		220S-7-10	09181-75011	220A-16-11
	220R-12-8		220S-12-10		220B-16-11
09181-60012	220S-7-8	09181-75008	220A-16-5		220C-16-11
	220S-12-8		220B-16-5		220D-16-11
	220A-8-9		220C-16-5		220E-13-11
	220B-8-9		220D-16-5		220F-13-11
	220C-8-9		220E-13-5		220G-13-11
	220D-8-9		220F-13-5		220H-13-11
	220E-7-9		220G-13-5		220J-16-11
	220E-12-9		220H-13-5		220K-16-11
	220F-7-9		220J-16-5		220L-16-11
	220F-12-9		220K-16-5		220M-16-11
	220G-7-9		220L-16-5		220N-13-11
	220G-12-9		220M-16-5		220P-13-11
	220H-7-9		220N-13-5		220R-13-11
	220H-12-9		220P-13-5		220S-13-11
	220J-8-9		220R-13-5	09181-75012	220A-16-3
	220K-8-9		220S-13-5		220B-16-3
	220L-8-9	09181-75009	220A-16-7		220C-16-3
	220M-8-9		220B-16-7		220D-16-3
	220N-7-9		220C-16-7		220E-13-3
	220N-12-9		220D-16-7		220F-13-3
	220P-7-9		220E-13-7		220G-13-3
	220P-12-9		220F-13-7		220H-13-3
	220R-7-9		220G-13-7		220J-16-3
	220R-12-9		220H-13-7		220K-16-3
	220S-7-9		220J-16-7		220L-16-3
09181-60013	220S-12-9		220K-16-7		220M-16-3
	220A-8-10		220L-16-7		220N-13-3
	220B-8-10		220M-16-7		220P-13-3
	220C-8-10		220N-13-7		220R-13-3
	220D-8-10		220P-13-7		220S-13-3
	220E-7-10		220R-13-7	09181-75013	220A-16-4
	220E-12-10		220S-13-7		220B-16-4
	220F-7-10	09181-75010	220A-16-9		220C-16-4
	220F-12-10		220B-16-9		220D-16-4
	220G-7-10		220C-16-9		220E-13-4
	220G-12-10		220D-16-9		220F-13-4
	220H-7-10		220E-13-9		220G-13-4
	220H-12-10		220F-13-9		220H-13-4
	220J-8-10		220G-13-9		220J-16-4

PART NO.	FIG.NO.-REF.NO.	PART NO.	FIG.NO.-REF.NO.	PART NO.	FIG.NO.-REF.NO.
	220K-16-4		220M-16-10		410P-26
	220L-16-4		220N-13-10		410R-26
	220M-16-4		220P-13-10		410S-26
	220N-13-4		220R-13-10	09202-05032	118A-24
	220P-13-4		220S-13-10		121A-6
	220R-13-4	09181-75018	220A-16-1		121B-6
	220S-13-4		220B-16-1		121C-6
09181-75014	220A-16-6		220C-16-1		121D-6
	220B-16-6		220D-16-1		121E-6
	220C-16-6		220E-13-1		121F-6
	220D-16-6		220F-13-1		121G-6
	220E-13-6		220G-13-1		121H-6
	220F-13-6		220H-13-1		121J-8
	220G-13-6		220J-16-1		121K-8
	220H-13-6		220K-16-1		121L-8
	220J-16-6		220L-16-1		121M-8
	220K-16-6		220M-16-1		121N-8
	220L-16-6		220N-13-1		121P-8
	220M-16-6		220P-13-1		121R-8
	220N-13-6		220R-13-1		121S-8
	220P-13-6		220S-13-1	09202-05033	121A-4
	220R-13-6	09181-75019	220A-16-2		121B-4
	220S-13-6		220B-16-2		121C-4
09181-75015	220A-16-8		220C-16-2		121D-4
	220B-16-8		220D-16-2		121E-4
	220C-16-8		220E-13-2		121F-4
	220D-16-8		220F-13-2		121G-4
	220E-13-8		220G-13-2		121H-4
	220F-13-8		220H-13-2		121J-5
	220G-13-8		220J-16-2		121K-5
	220H-13-8		220K-16-2		121L-5
	220J-16-8		220L-16-2		121M-5
	220K-16-8		220M-16-2		121N-5
	220L-16-8		220N-13-2		121P-5
	220M-16-8		220P-13-2		121R-5
	220N-13-8		220R-13-2		121S-5
	220P-13-8	09202-04022	220S-13-2	09202-06031	160A-15
	220R-13-8		410A-26		160B-15
	220S-13-8		410B-26		160C-15
09181-75016	220A-16-10		410C-26		160D-15
	220B-16-10		410D-26		160E-15
	220C-16-10		410E-26		160F-15
	220D-16-10		410F-26		160G-15
	220E-13-10		410G-26		160H-15
	220F-13-10		410H-26		160J-15
	220G-13-10		410J-26		160K-15
	220H-13-10		410K-26		160L-15
	220J-16-10		410L-26		160M-15
	220K-16-10		410M-26		160N-15
	220L-16-10		410N-26		160P-15

PART NO.	FIG.NO.-REF.NO.	PART NO.	FIG.NO.-REF.NO.	PART NO.	FIG.NO.-REF.NO.
	160R-15		220R-17	09205-02006	206A-4
	160S-15		220S-17		206B-4
	303A-3	09204-01006	204A-7		206C-4
	303B-3		204B-7		206D-4
	303C-3		204C-12		206E-4
	303D-3		204D-12		206F-4
	303E-3		204E-7		206G-4
	303F-3		204F-7		206H-4
	303G-3		204G-12		206J-4
	303H-3		204H-12		206K-4
	303J-3		204J-7		206L-4
	303K-3		204K-7		206M-4
	303L-3		204L-12		206N-4
	303M-3		204M-12		206P-4
	303N-3		204N-7		206R-4
	303P-3		204P-7		206S-4
09202-08006	303R-3		204R-12	09205-10006	204A-22
	303S-3		204S-12		204B-22
	180A-12		336A-23		204C-13
	405A-6		336B-23		204D-13
	407A-7		336C-23		204E-22
	407B-7		336D-23		204F-22
	407C-7		336E-23		204G-13
	407D-7		336F-23		204H-13
	407E-10		336G-23		204J-22
	407F-10		336H-23		204K-22
	407G-10		336J-23		204L-13
	407H-10		336K-23		204M-13
	407J-7		336L-23		204N-22
	407K-7		336M-23		204P-22
	407L-7		336N-23		204R-13
	407M-7		336P-23	09206-08001	204S-13
	407N-10		336R-23		111A-4
	407P-10		336S-23		111B-4
	407R-10	09204-03003	407A-29		111C-4
	407S-10		407B-29		111D-4
09202-08007	220A-20		407C-27		111E-4
	220B-20		407D-27		111F-4
	220C-20		407E-32		111G-4
	220D-20		407F-32		111H-4
	220E-17		407G-30		111J-4
	220F-17		407H-30		111K-4
	220G-17		407J-29		111L-4
	220H-17		407K-29		111M-4
	220J-20		407L-27		111N-4
	220K-20		407M-27		111P-4
	220L-20		407N-32		111R-4
	220M-20		407P-32		111S-4
	220N-17		407R-30		401A-8
	220P-17		407S-30		401A-16

PART NO.	FIG.NO.-REF.NO.	PART NO.	FIG.NO.-REF.NO.	PART NO.	FIG.NO.-REF.NO.
	401B-8		410D-37		410D-30
	401B-16		410E-41		410G-30
	401C-8		410F-41		410H-30
	401C-16		410G-37		410L-30
	401D-8		410H-37		410M-30
	401D-16		410J-41		410R-30
	401E-8		410K-41	09251-09005	410S-30
	401E-16		410L-37		146A-22
	401F-8		410M-37		146B-22
	401F-16		410N-41		146C-22
	401G-8		410P-41		146D-22
	401G-16		410R-37		146E-22
	401H-8		410S-37		146F-22
	401H-16	09241-25005	119A-2		146G-22
	401J-8	09246-05006	118A-13		146H-22
	401J-16	09247-14041	144A-20		146J-22
	401K-8		144C-20		146K-22
	401K-16		144E-20		146L-22
	401L-8		144G-20		146M-22
	401L-16		144J-20		146N-22
	401M-8		144L-20		146P-22
	401M-16		144N-20		146R-22
	401N-8		144R-20	09260-10005	146S-22
	401N-16	09247-14042	144B-20		204A-23
	401P-8		144D-20		204B-23
	401P-16		144F-20		204C-15
	401R-8		144H-20		204D-15
	401R-16		144K-20		204E-23
	401S-8		144M-20		204F-23
	401S-16		144P-20		204G-15
09206-14004	113A-3		144S-20		204H-15
09206-15001	111A-11	09248-12009	180A-14		204J-23
	111B-11	09248-12011	204A-18		204K-23
	111C-11		204B-18		204L-15
	111D-11		204C-14		204M-15
	111E-11		204D-14		204N-23
	111F-11		204E-18		204P-23
	111G-11		204F-18		204R-15
	111H-11		204G-14		204S-15
	111J-11		204H-14	09262-17019	204A-20
	111K-11		204J-18		204B-20
	111L-11		204K-18		204C-16
	111M-11		204L-14		204D-16
	111N-11		204M-14		204E-20
	111P-11		204N-18		204F-20
	111R-11		204P-18		204G-16
	111S-11		204R-14		204H-16
09208-06009	410A-41		204S-14		204J-20
	410B-41	09248-26001	113A-5		204K-20
	410C-37	09250-18002	410C-30		204L-16

PART NO.	FIG.NO.-REF.NO.	PART NO.	FIG.NO.-REF.NO.	PART NO.	FIG.NO.-REF.NO.
	204M-16		407N-2		220R-5
	204N-20		407P-2		220S-5
	204P-20		407R-2	09269-75002	220A-17
	204R-16		407S-2		220B-17
	204S-16	09263-50009	220A-40		220C-17
09262-40018	119A-5		220B-40		220D-17
09262-60002	220E-39		220C-40		220E-14
	220F-39		220D-40		220F-14
	220G-39		220E-32		220G-14
	220H-39		220F-32		220H-14
	220N-39		220G-32		220J-17
	220P-39		220H-32		220K-17
	220R-39		220J-40		220L-17
	220S-39		220K-40		220M-17
09263-25067	220A-7		220L-40		220N-14
	220B-7		220M-40		220P-14
	220C-7		220N-32		220R-14
	220D-7		220P-32		220S-14
	220J-7		220R-32	09280-00040	220A-29
	220K-7		220S-32		220B-29
	220L-7	09265-50002	407E-5		220C-29
	220M-7		407F-5		220D-29
09263-30063	220A-28		407G-5		220E-29
	220B-28		407H-5		220F-29
	220C-28		407N-5		220G-29
	220D-28		407P-5		220H-29
	220E-28		407R-5		220J-29
	220F-28		407S-5		220K-29
	220G-28	09269-30014	220E-26		220L-29
	220H-28		220F-26		220M-29
	220J-28		220G-26		220N-29
	220K-28		220H-26		220P-29
	220L-28		220N-26		220R-29
	220M-28		220P-26		220S-29
	220N-28		220R-26	09280-05007	113A-6
	220P-28	09269-32001	220S-26	09280-09008	180A-24
	220R-28		220A-5	09280-16005	180A-4
	220S-28		220B-5	09280-22019	111A-18
09263-32017	407A-2		220C-5		111B-18
	407B-2		220D-5		111C-18
	407C-2		220E-5		111D-18
	407D-2		220F-5		111E-18
	407E-2		220G-5		111F-18
	407F-2		220H-5		111G-18
	407G-2		220J-5		111H-18
	407H-2		220K-5		111J-18
	407J-2		220L-5		111K-18
	407K-2		220M-5		111L-18
	407L-2		220N-5		111M-18
	407M-2		220P-5		111N-18

PART NO.	FIG.NO.-REF.NO.	PART NO.	FIG.NO.-REF.NO.	PART NO.	FIG.NO.-REF.NO.
	111P-18		146D-15		206E-7
	111R-18		146E-15		206F-7
	111S-18		146F-15		206G-7
	113A-12		146G-15		206H-7
	140A-5		146H-15		206J-7
09280-22020	175A-6		146J-15		206K-7
09280-26006	118A-8		146K-15		206L-7
	162A-3		146L-15		206M-7
	162B-3		146M-15		206N-7
	162C-3		146N-15		206P-7
	162D-3		146P-15		206R-7
	162E-3		146R-15	09282-24004	206S-7
	162F-3		146S-15		220A-36
	162G-3	09280-60007	206A-11		220B-36
	162H-3		206B-11		220C-36
	162J-3		206C-11		220D-36
	162K-3		206D-11		220E-36
	162L-3		206E-11		220F-36
	162M-3		206F-11		220G-36
	162N-3		206G-11		220H-36
	162P-3		206H-11		220J-36
	162R-3		206J-11		220K-36
	162S-3		206K-11		220L-36
	401A-6		206L-11		220M-36
	401B-6		206M-11		220N-36
	401C-6		206N-11		220P-36
	401D-6		206P-11		220R-36
	401E-6		206R-11		220S-36
	401F-6		206S-11	09282-30006	220A-30
	401G-6	09280-66004	220A-35		220B-30
	401H-6		220B-35		220C-30
	401J-6		220C-35		220D-30
	401K-6		220D-35		220E-30
	401L-6		220E-35		220F-30
	401M-6		220F-35		220G-30
	401N-6		220G-35		220H-30
	401P-6		220H-35		220J-30
	401R-6		220J-35		220K-30
	401S-6		220K-35		220L-30
09280-29006	123A-8		220L-35		220M-30
	123B-8		220M-35		220N-30
	123E-8		220N-35		220P-30
	123F-8		220P-35		220R-30
	123J-8		220R-35		220S-30
	123K-8		220S-35	09282-39001	336A-12
	123N-8	09280-70012	119A-8		336B-12
	123P-8	09282-08005	206A-7		336C-12
09280-33004	146A-15		206B-7		336D-12
	146B-15		206C-7		336E-12
	146C-15		206D-7		336F-12

PART NO.	FIG.NO.-REF.NO.	PART NO.	FIG.NO.-REF.NO.	PART NO.	FIG.NO.-REF.NO.
	336G-12		204N-8	09306-17001	337A-31
	336H-12		204P-8	09320-04009	322A-5
	336J-12	09306-06005	204C-18		322B-5
	336K-12		204D-18		322C-5
	336L-12		204G-18		322D-5
	336M-12		204H-18		322E-5
	336N-12		204L-18		322F-5
	336P-12		204M-18		322G-5
	336R-12		204R-18		322H-5
	336S-12		204S-18		322J-5
09283-32044	119A-6	09306-10001	164A-13		322K-5
09283-91001	116A-13		164B-13		322L-5
09289-05012	121A-18		164C-13		322M-5
	121B-18		164D-13		322N-5
	121C-18		164E-13		322P-5
	121D-18		164F-13		322R-5
	121E-18		164G-13	09320-07015	322S-5
	121F-18		164H-13		123A-9
	121G-18		204A-3		123B-9
	121H-18		204B-3		123C-7
	121J-20		204C-19		123D-7
	121K-20		204D-19		123E-9
	121L-20		204E-3		123F-9
	121M-20		204F-3		123G-7
	121N-20		204G-19		123H-7
	121P-20		204H-19		123J-9
	121R-20		204J-3		123K-9
09289-18001	121S-20		204K-3		123L-7
	204A-19		204L-19		123M-7
	204B-19		204M-19		123N-9
	204C-17		204N-3		123P-9
	204D-17		204P-3	09320-08021	123R-7
	204E-19		204R-19		123S-7
	204F-19		204S-19		322A-9
	204G-17	09306-13007	410A-27		322B-9
	204H-17		410B-27		322C-8
	204J-19		410C-27		322D-8
	204K-19		410D-27		322E-9
	204L-17		410E-27		322F-9
	204M-17		410F-27		322G-8
	204N-19		410G-27		322H-8
	204P-19		410H-27		322J-9
	204R-17		410J-27		322K-9
	204S-17		410K-27		322L-8
09306-06004	204A-8		410L-27		322M-8
	204B-8		410M-27		322N-9
	204E-8		410N-27		322P-9
	204F-8		410P-27		322R-8
	204J-8		410R-27		322S-8
	204K-8		410S-27	09320-08062	144A-22

PART NO.	FIG.NO.-REF.NO.	PART NO.	FIG.NO.-REF.NO.	PART NO.	FIG.NO.-REF.NO.
	144B-22		310D-5		143F-18
	144C-22		310E-5		143G-18
	144D-22		310F-5		143H-18
	144E-22		310G-5		143J-18
	144F-22		310H-5		143K-18
	144G-22		310J-5		143L-18
	144H-22		310K-5		143M-18
	144J-22		310L-5		143N-18
	144K-22		310M-5		143P-18
	144L-22		310N-5		143R-18
	144M-22		310P-5		143S-18
	144N-22		310R-5	09321-08005	144A-36
	144P-22		310S-5		144B-36
	144R-22	09320-09039	162A-23		144E-36
	144S-22		162B-23		144F-36
09320-08076	111A-29		162C-23		144J-36
	111B-29		162D-23		144K-36
	111C-29		162E-23		144N-36
	111D-29		162F-23		144P-36
	111E-29		162G-23	09329-10022	420A-17
	111F-29		162H-23		420B-17
	111G-29		162J-23		420C-17
	111H-29		162K-23		420D-17
	111J-29		162L-23		420E-17
	111K-29		162M-23		420F-17
	111L-29		162N-23		420G-17
	111M-29		162P-23		420H-17
	111N-29		162R-23		420J-17
	111P-29		162S-23		420K-17
	111R-29	09320-11013	410A-16		420L-17
	111S-29		410B-16		420M-17
09320-08501	144A-21		410C-16		420N-17
	144B-21		410D-16		420P-17
	144C-21		410E-16		420R-17
	144D-21		410F-16		420S-17
	144E-21		410G-16	09329-14002	113A-10
	144F-21		410H-16	09343-75001-600	144A-23
	144G-21		410J-16		144A-24
	144H-21		410K-16		144A-25
	144J-21		410L-16		144B-23
	144K-21		410M-16		144B-24
	144L-21		410N-16		144B-25
	144M-21		410P-16		144C-23
	144N-21		410R-16		144C-24
	144P-21		410S-16		144C-25
	144R-21	09320-12072	143A-18		144D-23
	144S-21		143B-18		144D-24
09320-09016	310A-5		143C-18		144D-25
	310B-5		143D-18		144E-23
	310C-5		143E-18		144E-24

PART NO.	FIG.NO.-REF.NO.	PART NO.	FIG.NO.-REF.NO.	PART NO.	FIG.NO.-REF.NO.
	144E-25	09352-50823-600	143A-26		162E-11
	144F-23		143B-26		162E-12
	144F-24		143C-26		162E-13
	144F-25		143D-26		162E-14
	144G-23		143E-26		162E-15
	144G-24		143F-26		162E-16
	144G-25		143G-26		162F-9
	144H-23		143H-26		162F-10
	144H-24		143J-26		162F-11
	144H-25		143K-26		162F-12
	144J-23		143L-26		162F-13
	144J-24		143M-26		162F-14
	144J-25		143N-26		162F-15
	144K-23		143P-26		162F-16
	144K-24		143R-26		162G-9
	144K-25		143S-26		162G-10
	144L-23	09352-50903-600	162A-9		162G-11
	144L-24		162A-10		162G-12
	144L-25		162A-11		162G-13
	144M-23		162A-12		162G-14
	144M-24		162A-13		162G-15
	144M-25		162A-14		162G-16
	144N-23		162A-15		162H-9
	144N-24		162A-16		162H-10
	144N-25		162B-9		162H-11
	144P-23		162B-10		162H-12
	144P-24		162B-11		162H-13
	144P-25		162B-12		162H-14
	144R-23		162B-13		162H-15
	144R-24		162B-14		162H-16
	144R-25		162B-15		162J-9
	144S-23		162B-16		162J-10
	144S-24		162C-9		162J-11
	144S-25		162C-10		162J-12
09352-50823-00B	143A-24		162C-11		162J-13
	143B-24		162C-12		162J-14
	143C-24		162C-13		162J-15
	143D-24		162C-14		162J-16
	143E-24		162C-15		162K-9
	143F-24		162C-16		162K-10
	143G-24		162D-9		162K-11
	143H-24		162D-10		162K-12
	143J-24		162D-11		162K-13
	143K-24		162D-12		162K-14
	143L-24		162D-13		162K-15
	143M-24		162D-14		162K-16
	143N-24		162D-15		162L-9
	143P-24		162D-16		162L-10
	143R-24		162E-9		162L-11
	143S-24		162E-10		162L-12

PART NO.	FIG.NO.-REF.NO.	PART NO.	FIG.NO.-REF.NO.	PART NO.	FIG.NO.-REF.NO.
	162L-13		522G-3		123G-8
	162L-14		522H-3		123G-9
	162L-15		522J-6		123G-10
	162L-16		522K-6		123G-11
	162M-9		522L-3		123H-8
	162M-10		522M-3		123H-9
	162M-11		522N-6		123H-10
	162M-12		522P-6		123H-11
	162M-13		522R-3		123J-10
	162M-14		522S-3		123J-11
	162M-15	09352-90133-600	162A-17		123J-12
	162M-16		162B-17		123J-13
	162N-9		162C-17		123K-10
	162N-10		162D-17		123K-11
	162N-11		162E-17		123K-12
	162N-12		162F-17		123K-13
	162N-13		162G-17		123L-8
	162N-14		162H-17		123L-9
	162N-15		162J-17		123L-10
	162N-16		162K-17		123L-11
	162P-9		162L-17		123M-8
	162P-10		162M-17		123M-9
	162P-11		162N-17		123M-10
	162P-12		162P-17		123M-11
	162P-13		162R-17		123N-10
	162P-14		162S-17		123N-11
	162P-15	09355-35754-601	123A-10		123N-12
	162P-16		123A-11		123N-13
	162R-9		123A-12		123P-10
	162R-10		123A-13		123P-11
	162R-11		123B-10		123P-12
	162R-12		123B-11		123P-13
	162R-13		123B-12		123R-8
	162R-14		123B-13		123R-9
	162R-15		123C-8		123R-10
	162R-16		123C-9		123R-11
	162S-9		123C-10		123S-8
	162S-10		123C-11		123S-9
	162S-11		123D-8		123S-10
	162S-12		123D-9		123S-11
	162S-13		123D-10	09355-40805-600	407A-18
	162S-14		123D-11		407B-18
	162S-15		123E-10		407C-18
	162S-16		123E-11		407D-18
	522A-6		123E-12		407E-21
	522B-6		123E-13		407F-21
	522C-3		123F-10		407G-21
	522D-3		123F-11		407H-21
	522E-6		123F-12		407J-18
	522F-6		123F-13		407K-18

PART NO.	FIG.NO.-REF.NO.	PART NO.	FIG.NO.-REF.NO.	PART NO.	FIG.NO.-REF.NO.
	407L-18		407N-22		522G-4
	407M-18		407P-22		522H-4
	407N-21		407R-22		522J-7
	407P-21		407S-22		522K-7
	407R-21	09363-08004	144A-28		522L-4
09360-12008	407S-21		144C-28		522M-4
	144A-26		144E-28		522N-7
	144C-26		144G-28		522P-7
	144E-26		144J-28		522R-4
	144G-26		144L-28		522S-4
	144J-26		144N-28	09380-17009	337A-32
	144L-26		144R-28	09380-38003	336A-10
	144N-26	09364-06010	143A-27		336B-10
	144R-26		143B-27		336C-10
09360-12013	144B-26		143C-27		336D-10
	144D-26		143D-27		336E-10
	144F-26		143E-27		336F-10
	144H-26		143F-27		336G-10
	144K-26		143G-27		336H-10
	144M-26		143H-27		336J-10
	144P-26		143J-27		336K-10
	144S-26		143K-27		336L-10
09360-14009	144A-27		143L-27		336M-10
	144C-27		143M-27		336N-10
	144E-27		143N-27		336P-10
	144G-27		143P-27		336R-10
	144J-27		143R-27		336S-10
	144L-27		143S-27	09381-40003	220A-31
	144N-27	09367-06002	162A-18		220A-37
	144R-27		162B-18		220B-31
09360-14014	144B-27		162C-18		220B-37
	144D-27		162D-18		220C-31
	144F-27		162E-18		220C-37
	144H-27		162F-18		220D-31
	144K-27		162G-18		220D-37
	144M-27		162H-18		220E-31
	144P-27		162J-18		220E-37
	144S-27		162K-18		220F-31
09362-09008	407A-19		162L-18		220F-37
	407B-19		162M-18		220G-31
	407C-19		162N-18		220G-37
	407D-19		162P-18		220H-31
	407E-22		162R-18		220H-37
	407F-22		162S-18		220J-31
	407G-22	09367-06006	522A-7		220J-37
	407H-22		522B-7		220K-31
	407J-19		522C-4		220K-37
	407K-19		522D-4		220L-31
	407L-19		522E-7		220L-37
	407M-19		522F-7		220M-31

PART NO.	FIG.NO.-REF.NO.	PART NO.	FIG.NO.-REF.NO.	PART NO.	FIG.NO.-REF.NO.
	220M-37		204B-27		162C-19
	220N-31		204C-28		162D-19
	220N-37		204D-28		162E-19
	220P-31		204E-27		162F-19
	220P-37		204F-27		162G-19
	220R-31		204G-28		162H-19
	220R-37		204H-28		162J-19
	220S-31		204J-27		162K-19
	220S-37		204K-27		162L-19
09383-04002	410A-42		204L-28		162M-19
	410B-42		204M-28		162N-19
	410C-38		204N-27		162P-19
	410D-38		204P-27		162R-19
	410E-42		204R-28		162S-19
	410F-42		204S-28		522A-8
	410G-38	09387-38002	405A-8		522B-8
	410H-38	09401-08412	143A-23		522C-5
	410J-42		143A-25		522D-5
	410K-42		143B-23		522E-8
	410L-38		143B-25		522F-8
	410M-38		143C-23		522G-5
	410N-42		143C-25		522H-5
	410P-42		143D-23		522J-8
	410R-38		143D-25		522K-8
	410S-38		143E-23		522L-5
09383-08004	204A-4		143E-25		522M-5
	204B-4		143F-23		522N-8
	204C-20		143F-25		522P-8
	204D-20		143G-23		522R-5
	204E-4		143G-25		522S-5
	204F-4		143H-23	09401-11423	146A-8
	204G-20		143H-25		146A-16
	204H-20		143J-23		146B-8
	204J-4		143J-25		146B-16
	204K-4		143K-23		146C-8
	204L-20		143K-25		146C-16
	204M-20		143L-23		146D-8
	204N-4		143L-25		146D-16
	204P-4		143M-23		146E-8
	204R-20		143M-25		146E-16
	204S-20		143N-23		146F-8
09383-08005	164A-14		143N-25		146F-16
	164B-14		143P-23		146G-8
	164C-14		143P-25		146G-16
	164D-14		143R-23		146H-8
	164E-14		143R-25		146H-16
	164F-14		143S-23		146J-8
	164G-14		143S-25		146J-16
	164H-14	09401-08413	162A-19		146K-8
09385-06012	204A-27		162B-19		146K-16

PART NO.	FIG.NO.-REF.NO.	PART NO.	FIG.NO.-REF.NO.	PART NO.	FIG.NO.-REF.NO.
	146L-8		162F-20		123N-31
	146L-16		162G-20		123P-31
	146M-8		162H-20	09403-12412	326A-7
	146M-16		162J-20		326B-7
	146N-8		162K-20		326E-7
	146N-16		162L-20		326F-7
	146P-8		162M-20		326J-7
	146P-16		162N-20		326K-7
	146R-8		162P-20		326N-7
	146R-16		162R-20		326P-7
	146S-8		162S-20	09403-13408	143A-28
09401-11425	146S-16	09401-18410	111A-31		143B-28
	144A-29		111B-31		143C-28
	144B-29		111C-31		143D-28
	144C-29		111D-31		143E-28
	144D-29		111E-31		143F-28
	144E-29		111F-31		143G-28
	144F-29		111G-31		143H-28
	144G-29		111H-31		143J-28
	144H-29		111J-31		143K-28
	144J-29		111K-31		143L-28
	144K-29		111L-31		143M-28
	144L-29		111M-31		143N-28
	144M-29		111N-31		143P-28
	144N-29		111P-31		143R-28
	144P-29		111R-31		143S-28
	144R-29		111S-31		303A-10
09401-13423	144S-29	09401-22408	180A-7		303B-10
09401-13424	430A-1	09401-31407	162A-21		303C-10
	146A-17		162B-21		303D-10
	146B-17		162C-21		303E-10
	146C-17		162D-21		303F-10
	146D-17		162E-21		303G-10
	146E-17		162F-21		303H-10
	146F-17		162G-21		303J-10
	146G-17		162H-21		303K-10
	146H-17		162J-21		303L-10
	146J-17		162K-21		303M-10
	146K-17		162L-21		303N-10
	146L-17		162M-21		303P-10
	146M-17		162N-21		303R-10
	146N-17		162P-21		303S-10
	146P-17		162R-21		315C-22
	146R-17		162S-21		315D-22
	146S-17	09403-05312	123A-31		315G-22
09401-13425	162A-20		123B-31		315H-22
	162B-20		123E-31		315L-22
	162C-20		123F-31		315M-22
	162D-20		123J-31		315R-22
	162E-20		123K-31		315S-22

PART NO.	FIG.NO.-REF.NO.	PART NO.	FIG.NO.-REF.NO.	PART NO.	FIG.NO.-REF.NO.
09403-16307	164A-20		315L-9		326L-13
	164B-20		315M-9		326M-13
	164C-20		315N-13		326R-13
	164D-20		315P-13		326S-13
	164E-20		315R-9		407A-20
	164F-20		315S-9		407B-20
	164G-20	09403-20308	322A-26		407C-20
	164H-20		322B-26		407D-20
09403-18409	322A-25		322E-26		407E-23
	322B-25		322F-26		407F-23
	322C-25		322J-26		407G-23
	322D-25		322K-26		407H-23
	322E-25		322N-26		407J-20
	322F-25		322P-26		407K-20
	322G-25	09407-08401	530A-4		407L-20
	322H-25		530A-30		407M-20
	322J-25		530A-42		407N-23
	322K-25		530B-4		407P-23
	322L-25		530B-30		407R-23
	322M-25		530B-42		407S-23
	322N-25		530E-4		522A-10
	322P-25		530E-30		522B-10
	322R-25		530E-42		522C-7
	322S-25		530F-4		522D-7
09403-19409	315A-20		530F-30		522E-10
	315B-20		530F-42		522F-10
	315C-23		530J-4		522G-7
	315D-23		530J-30		522H-7
	315E-20		530J-42		522J-10
	315F-20		530K-4		522K-10
	315G-23		530K-30		522L-7
	315H-23		530K-42		522M-7
	315J-20		530N-4		522N-10
	315K-20		530N-30		522P-10
	315L-23		530N-42		522R-7
	315M-23		530P-4		522S-7
	315N-20		530P-30		600A-44
	315P-20		530P-42		600B-44
	315R-23	09407-10404	322A-34		600C-44
	315S-23		322B-34		600D-44
09403-20307	315A-13		322E-34		600E-44
	315B-13		322F-34		600F-44
	315C-9		322J-34		600G-44
	315D-9		322K-34		600H-44
	315E-13		322N-34	09407-14403	315A-7
	315F-13		322P-34		315B-7
	315G-9		326C-13		315E-7
	315H-9		326D-13		315F-7
	315J-13		326G-13		315J-7
	315K-13		326H-13		315K-7

PART NO.	FIG.NO.-REF.NO.	PART NO.	FIG.NO.-REF.NO.	PART NO.	FIG.NO.-REF.NO.
	315N-7		326F-13		410L-31
	315P-7		326F-18		410M-31
	322A-27		326G-12		410N-33
	322B-27		326H-12		410P-33
	322E-27		326J-13		410R-31
	322F-27		326J-18		410S-31
	322J-27		326K-13	09408-00008	123A-1
	322K-27		326K-18		123B-1
	322N-27		326L-12		123C-1
	322P-27		326M-12		123D-1
09407-14407	315A-14		326N-13		123E-1
	315B-14		326N-18		123F-1
	315C-10		326P-13		123G-1
	315D-10		326P-18		123H-1
	315E-14		326R-12		123J-1
	315F-14		326S-12		123K-1
	315G-10		501A-6		123L-1
	315H-10		501A-18		123M-1
	315J-14		501B-6		123N-1
	315K-14		501B-18		123P-1
	315L-10		501C-6		123R-1
	315M-10		501C-18		123S-1
	315N-14		501D-6		143A-29
	315P-14		501D-18		143B-29
	315R-10		501E-6		143C-29
	315S-10		501E-18		143D-29
	322A-28		501F-6		143E-29
	322B-28		501F-18		143F-29
	322C-26		501G-6		143G-29
	322D-26		501G-18		143H-29
	322E-28		501H-6		143J-29
	322F-28	09407-25402	501H-18		143K-29
	322G-26		162C-25		143L-29
	322H-26		162D-25		143M-29
	322J-28		162G-25		143N-29
	322K-28		162H-25		143P-29
	322L-26		162L-25		143R-29
	322M-26		162M-25		143S-29
	322N-28		162R-25		322A-29
	322P-28		162S-25		322B-29
	322R-26		410A-33		322C-27
	322S-26		410B-33		322D-27
	326A-13		410C-31		322E-29
	326A-18		410D-31		322F-29
	326B-13		410E-33		322G-27
	326B-18		410F-33		322H-27
	326C-12		410G-31		322J-29
	326D-12		410H-31		322K-29
	326E-13		410J-33		322L-27
	326E-18		410K-33		322M-27

PART NO.	FIG.NO.-REF.NO.	PART NO.	FIG.NO.-REF.NO.	PART NO.	FIG.NO.-REF.NO.
	322N-29		143R-30	09440-07051	204A-24
	322P-29		143S-30		204B-24
	322R-27	09408-00105	146A-18		204C-21
	322S-27		146B-18		204D-21
	322A-30		146C-18		204E-24
09408-00024	322B-30		146D-18		204F-24
	322C-28		146E-18		204G-21
	322D-28		146F-18		204H-21
	322E-30		146G-18		204J-24
	322F-30		146H-18		204K-24
	322G-28		146J-18		204L-21
	322H-28		146K-18		204M-21
	322J-30		146L-18		204N-24
	322K-30		146M-18		204P-24
	322L-28		146N-18		204R-21
	322M-28		146P-18		204S-21
	322N-30		146R-18	09440-09040	220A-23
	322P-30		146S-18		220B-23
	322R-28	09409-05302-5PK	410A-8		220C-23
	322S-28		410B-8		220D-23
09408-00060	162A-22		410C-8		220E-20
	162B-22		410D-8		220F-20
	162C-22		410E-8		220G-20
	162D-22		410F-8		220H-20
	162E-22		410G-8		220J-23
	162F-22		410H-8		220K-23
	162G-22		410J-8		220L-23
	162H-22		410K-8		220M-23
	162J-22		410L-8		220N-20
	162K-22		410M-8		220P-20
	162L-22		410N-8		220R-20
	162M-22		410P-8		220S-20
	162N-22		410R-8	09440-19028	336A-24
	162P-22		410S-8		336B-24
	162R-22	09420-05009	160A-16		336C-24
	162S-22		160B-16		336D-24
09408-00078	143A-30		160C-16		336E-24
	143B-30		160D-16		336F-24
	143C-30		160E-16		336G-24
	143D-30		160F-16		336H-24
	143E-30		160G-16		336J-24
	143F-30		160H-16		336K-24
	143G-30		160J-16		336L-24
	143H-30		160K-16		336M-24
	143J-30		160L-16		336N-24
	143K-30		160M-16		336P-24
	143L-30		160N-16		336R-24
	143M-30		160P-16		336S-24
	143N-30		160R-16	09440-52003	220A-22
	143P-30		160S-16		220B-22

PART NO.	FIG.NO.-REF.NO.	PART NO.	FIG.NO.-REF.NO.	PART NO.	FIG.NO.-REF.NO.
	220C-22		501B-9		600D-10
	220D-22		501B-13		600D-22
	220E-19		501B-15		600E-10
	220F-19		501B-19		600E-22
	220G-19		501C-9		600F-10
	220H-19		501C-13		600F-22
	220J-22		501C-15		600G-10
	220K-22		501C-19		600G-22
	220L-22		501D-9		600H-10
	220M-22		501D-13		600H-22
	220N-19		501D-15		601A-10
	220P-19		501D-19		601A-22
	220R-19		501E-9		601B-10
	220S-19		501E-13		601B-22
09443-10043	336A-25		501E-15		601C-10
	336B-25		501E-19		601C-22
	336C-25		501F-9		601D-10
	336D-25		501F-13		601D-22
	336E-25		501F-15		601E-10
	336F-25		501F-19		601E-22
	336G-25		501G-9		601F-10
	336H-25		501G-13		601F-22
	336J-25		501G-15		601G-10
	336K-25		501G-19		601G-22
	336L-25		501H-9		601H-10
	336M-25		501H-13		601H-22
	336N-25		501H-15		602A-24
	336P-25		501H-19		602A-26
	336R-25	09471-12108	501A-2		602B-24
	336S-25		501B-2		602B-26
09471-12028	501A-4		501C-2		602C-24
	501B-4		501D-2		602C-26
	501C-4		501E-2		602D-24
	501D-4		501F-2		602D-26
	501E-4		501G-2		602E-24
	501F-4		501H-2		602E-26
	501G-4	09481-05501	523A-2		602F-24
	501H-4		523B-2		602F-26
09471-12077	501A-21		523C-2		602G-24
	501B-21		523D-2		602G-26
	501C-21		523E-2		602H-24
	501D-21		523F-2		602H-26
	501E-21		523G-2	09481-10501	322A-15
	501F-21		523H-2		322B-15
	501G-21		600A-10		322C-14
	501H-21		600A-22		322D-14
09471-12103	501A-9		600B-10		322E-15
	501A-13		600B-22		322F-15
	501A-15		600C-10		322G-14
	501A-19		600C-22		322H-14

PART NO.	FIG.NO.-REF.NO.	PART NO.	FIG.NO.-REF.NO.	PART NO.	FIG.NO.-REF.NO.
	322J-15		322C-15		111E-32
	322K-15		322D-15		111F-32
	322L-14		322E-16		111G-32
	322M-14		322F-16		111H-32
	322N-15		322G-15		111J-32
	322P-15		322H-15		111K-32
	322R-14		322J-16		111L-32
	322S-14		322K-16		111M-32
	508A-55		322L-15		111N-32
	508B-55		322M-15		111P-32
	508C-55		322N-16		111R-32
	508D-55		322P-16		111S-32
	508E-55		322R-15	09800-81840	420A-28
	508F-55		322S-15		420B-28
	508G-55	09481-40401	522A-11		420C-28
	508H-55		522B-11		420D-28
09481-15501	322A-33		522C-8		420E-29
	322B-33		522D-8		420F-29
	322C-18		522E-11		420G-29
	322D-18		522F-11		420H-29
	322E-33		522G-8		420J-28
	322F-33		522H-8		420K-28
	322G-18		522J-11		420L-28
	322H-18		522K-11		420M-28
	322J-33		522L-8		420N-29
	322K-33		522M-8		420P-29
	322L-18		522N-11		420R-29
	322M-18		522P-11		420S-29
	322N-33		522R-8		
	322P-33		522S-8		
	322R-18	09481-60401	322A-18		
	322S-18		322B-18		
09481-30401	322A-17		322C-17		
	322B-17		322D-17		
	322C-16		322E-18		
	322D-16		322F-18		
	322E-17		322G-17		
	322F-17		322H-17		
	322G-16		322J-18		
	322H-16		322K-18		
	322J-17		322L-17		
	322K-17		322M-17		
	322L-16		322N-18		
	322M-16		322P-18		
	322N-17		322R-17		
	322P-17		322S-17		
	322R-16	09482-00427	111A-32		
	322S-16		111B-32		
09481-30501	322A-16		111C-32		
	322B-16		111D-32		

SUZUKI DF150/175 PARTS CATALOGUE

SUZUKI MOTOR CORPORATION All rights reserved

No part of this document may be reproduced or transmitted in any form or by any means, electronic or mechanical, for any purpose, without the express written permission of Suzuki Motor Corporation.

SUZUKI MOTOR CORPORATION

Technical Readiness Group, Quality Administration Department
300 Takatsuka, Minami, Hamamatsu, Japan

Reprint Prohibited

SUZUKI MOTOR CORPORATION