

SUZUKI
PARTS CATALOGUE

DT9. 9A/15A

DT9.9A

DT9.9AK

DT15A

DT15AK



OUTBOARD MOTOR

P40/P36/P81

2016-3

2ND EDITION

This part catalogue supersedes all the following part catalogue with immediate effect

Model of catalogue	Parts catalogue No.
DT9.9A/15A P40 016	9900B-45337

PREFACE

When it becomes necessary to replace parts on SUZUKI OUTBOARD MOTORS, always use SUZUKI GENUINE PARTS which have passed a strict inspection which guarantees quality and performance.

This parts catalogue covers the list of all service parts for SUZUKI DT9. 9A/15A production start 2015.

INSTRUCTIONS FOR QUOTING THE CATALOGUE

1. DIMENSIONS

Dimensions of the parts in this catalogue are indicated in unit millimeters.

2. ABBREVIATIONS

Abbreviations used in this catalogue are as follows:

AR	: As required	NT	: Number of teeth
ASSY	: Assembly	OPT	: Optional
E. NO.	: Engine number	OS	: Over size
F. NO.	: Frame number	STD	: Standard
D	: Diameter of material	T	: Thickness
ID	: Inside diameter	US	: Under size
OD	: Outside diameter	W	: Width
L	: Length	W/	: With
LH(PORH)	: Left hand side	S, L	: Transom type
RH(STBD)	: Right hand side	SUS	: Stainless steel

~123456 : Up to E. NO. 00996-123456

123456~ : From E. NO. 00996-123456

12 x 34 x 5.6..... Figures in the description column

| | | show the dimensions of parts.

ID OD T(or W, L)

→12345-56781 (Parts No.) : indicates that the parts number was changed to 12345-56781 and the new parts are interchangeable with the former ones but the former ones are not interchangeable with new ones.

←12345-56781 (Parts No.) : indicates that the former and new parts are interchangeable with each other and both are usable.

3. INNER PARTS OF ASSEMBLY

Part name with a dot (.) in front as shown in the description column indicates the component of the assembly also available individually.

4. MODIFICATION NOTICE

A parts bulletin will be sent to you on all occasions when changes in parts occur, including interchangeable modifications between new parts and old ones.

5. NOTE

5-1. There are some different parts from those of production models among spare parts for the administrative reasons and common use of them with other models.

5-2. In respect of rubber hoses and vinyl tubes, please be sure to use them by cutting off according to the length mentioned on parts catalogue or what is actually required on the vehicle.

5-3. Note that the drawings on the illustration page are for ready reference of spare parts number, not to be used as an assembly manual. When assembling, use "SUZUKI SERVICE MANUAL".

6. SPECIFICATION CODE

This catalogue contains the parts for the model designed for the following spec. :

spec. code :	DT9. 9A	: P40, P36, P81
	DT9. 9AK	: P40, P36
	DT15A	: P40, P36, P81
	DT15AK	: P36

7. MODEL NAME AND ENGINE NUMBER

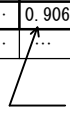
MODEL	DESTINATION	TYPE	TRANSOM	ENGINE No.
DT9. 9A	P40, P36, P81	00996	S, L	00996-610001~
DT9. 9AK	P40	00993K	L	00993K-610001~
DT9. 9AK	P36	00993K	S, L	00993K-610001~
DT15A	P40, P36, P81	01504	S, L	01504-610001~
DT15AK	P36	01503K	S, L	01503K-610001~

MILLIMETER → INCH CONVERSION CHART

	0	1	2	3	4	5	6	7	8	9
00	.000	.039	.079	.118	.157	.197	.236	.276	.315	.354
10	.394	.433	.472	.512	.551	.591	.630	.669	.709	.748
20	.787	.827	.866	.906	.945	.984	1.024	1.063	1.102	1.142
30	1.181	1.220	1.260	1.299	1.339	1.378	1.417	1.457	1.496	1.535
40	1.575	1.614	1.654	1.693	1.732	1.772	1.811	1.850	1.890	1.929
50	1.969	2.008	2.047	2.087	2.126	2.165	2.205	2.214	2.283	2.323
60	2.362	2.402	2.441	2.480	2.520	2.559	2.598	2.638	2.677	2.717
70	2.756	2.795	2.835	2.874	2.913	2.953	2.992	3.031	3.071	3.110
80	3.150	3.189	3.228	3.268	3.307	3.346	3.386	3.425	3.465	3.504
90	3.543	3.583	3.622	3.661	3.701	3.740	3.780	3.819	3.858	3.898

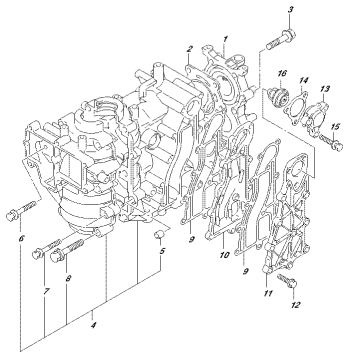
How to read

	0	1	2	3	4
00
10
20	0.906	...
30


 23 millimeters equal 0.906 inch

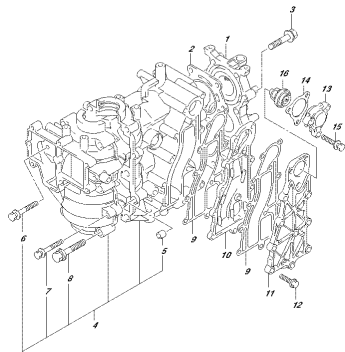
Contents are subject to change without notice or obligation.

FIG. 112A



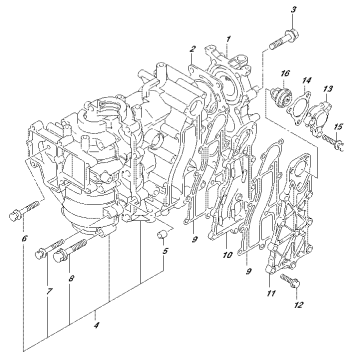
0218 04, 15A, P412, 016, 112A
CYLINDER

FIG. 112B



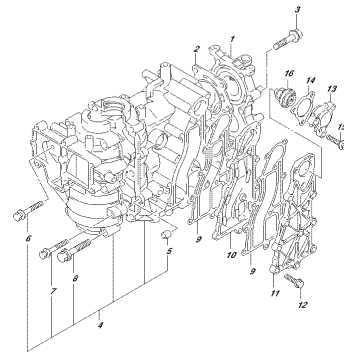
0218 04, 15A, P412, 016, 112B
CYLINDER

FIG. 112C



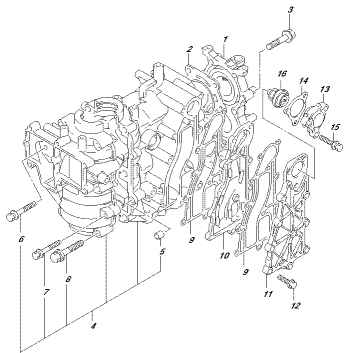
0218 04, 15A, P412, 016, 112C
CYLINDER

FIG. 112D



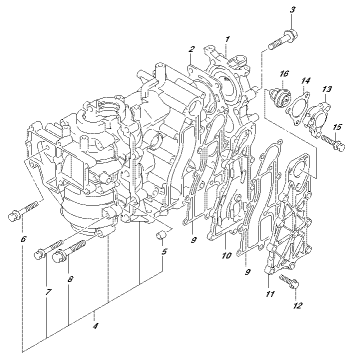
0218 04, 15A, P412, 016, 112D
CYLINDER

FIG. 112E



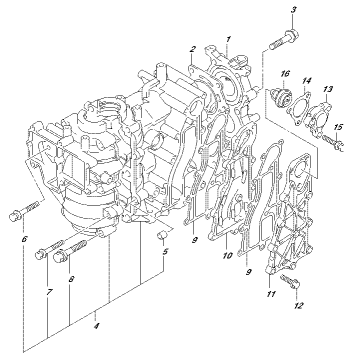
0218 04, 15A, P412, 016, 112E
CYLINDER

FIG. 112F



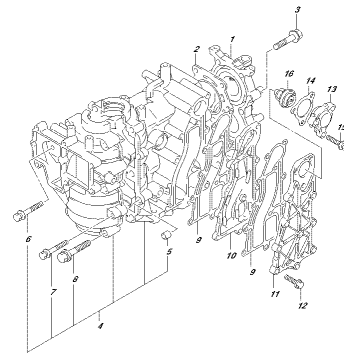
0218 04, 15A, P412, 016, 112F
CYLINDER

FIG. 112G



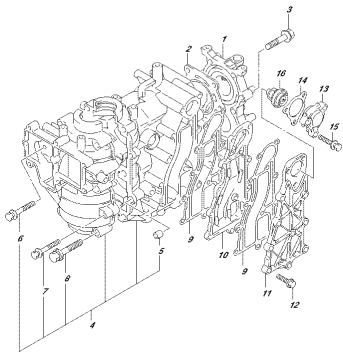
0218 04, 15A, P412, 016, 112G
CYLINDER

FIG. 112H



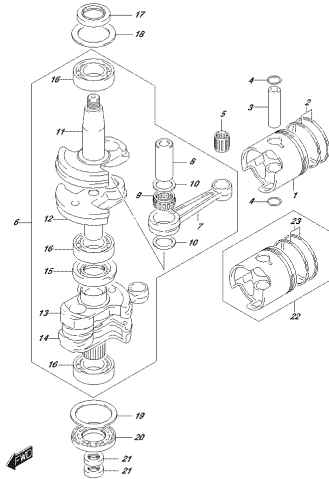
0218 04, 15A, P412, 016, 112H
CYLINDER

FIG. 112J



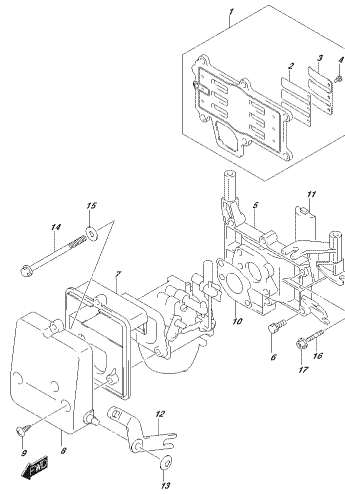
0219 04, 15A, P41, 016, 112J
PIELET CASE

FIG. 116A



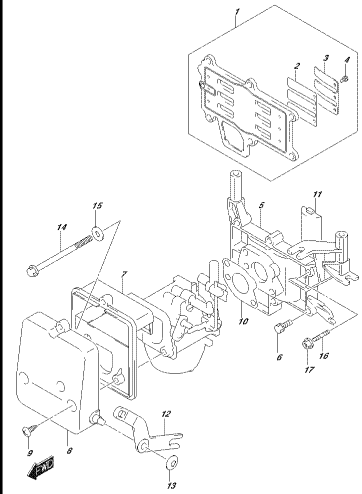
0219 04, 15A, P41, 016, 116A
PIELET CASE

FIG. 125A



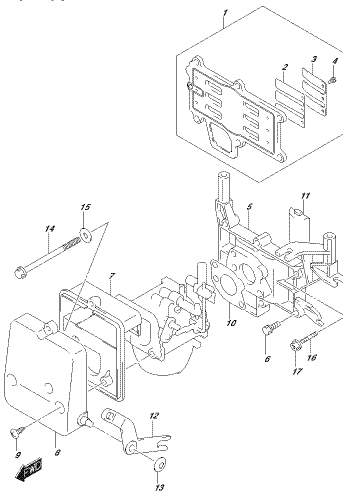
0219 04, 15A, P41, 016, 125A
PIELET CASE

FIG. 125B



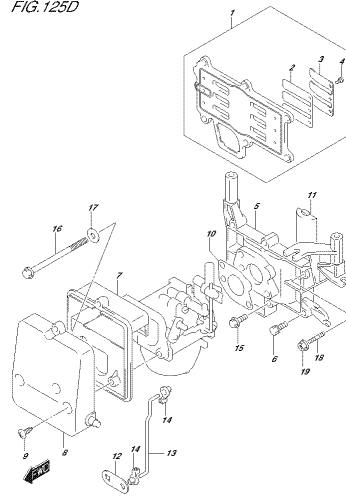
0219 04, 15A, P41, 016, 125B
PIELET CASE

FIG. 125C



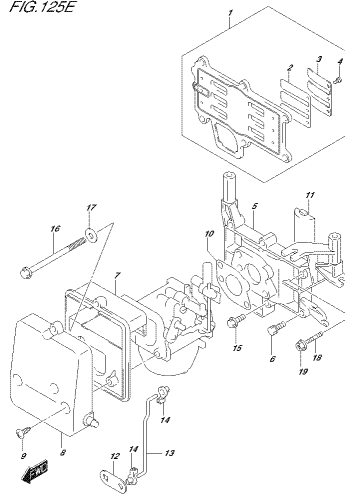
0219 04, 15A, P41, 016, 125C
PIELET CASE

FIG. 125D



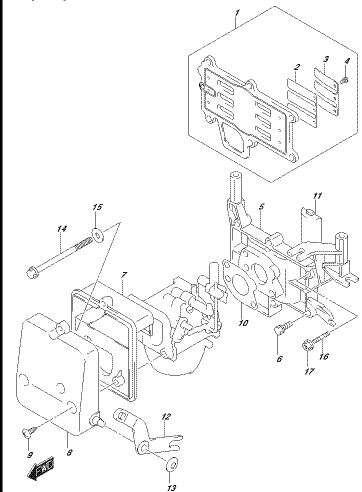
0219 04, 15A, P41, 016, 125D
PIELET CASE

FIG. 125E



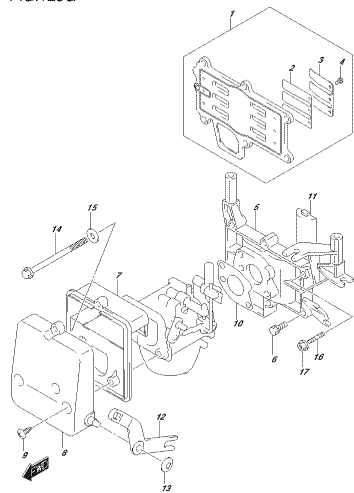
0219 04, 15A, P41, 016, 125E
PIELET CASE

FIG. 125F



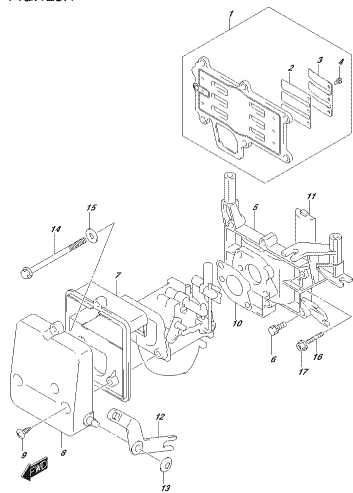
0219 04, 15A, P41, 016, 125F
PIELET CASE

FIG. 125G



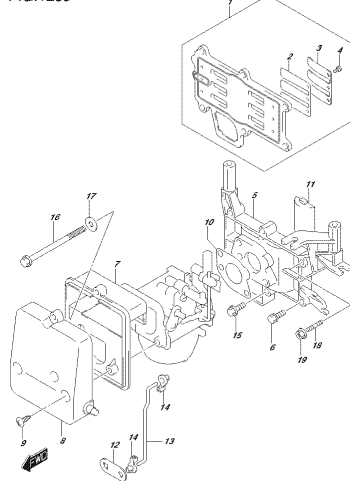
075 04, 154, PAI, 016, 125G
PILETOKOF

FIG. 125H



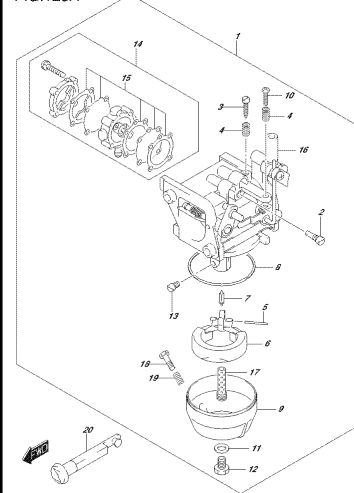
075 04, 154, PAI, 016, 125H
PILETOKOF

FIG. 125J



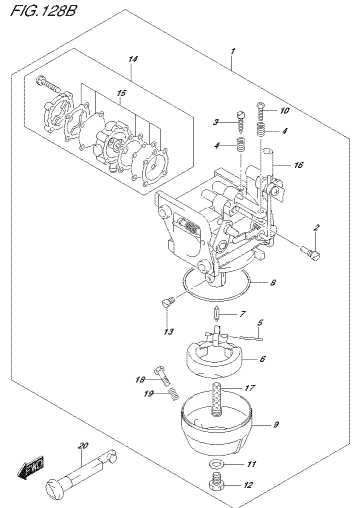
075 04, 154, PAI, 016, 125J
PILETOKOF

FIG. 128A



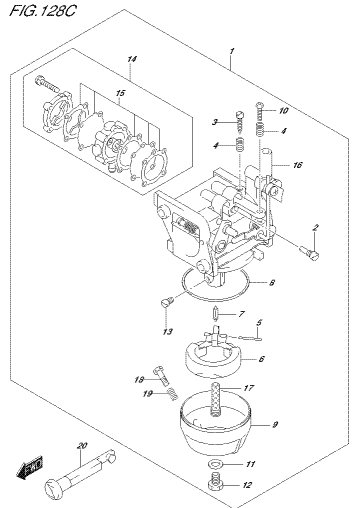
075 04, 154, PAI, 016, 128A
CHARG. RES. TDR

FIG. 128B



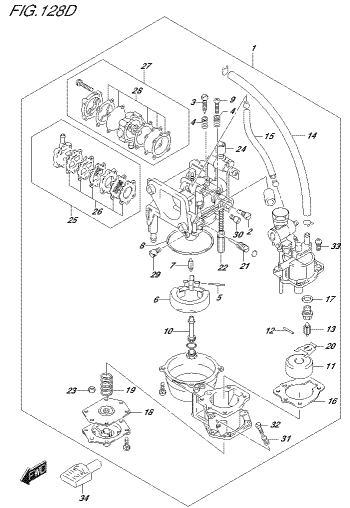
075 04, 154, PAI, 016, 128B
CHARG. RES. TDR

FIG. 128C



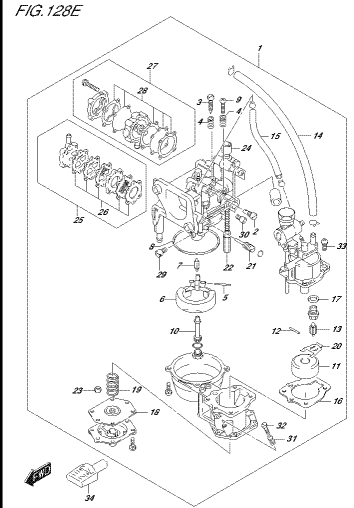
075 04, 154, PAI, 016, 128C
CHARG. RES. TDR

FIG. 128D



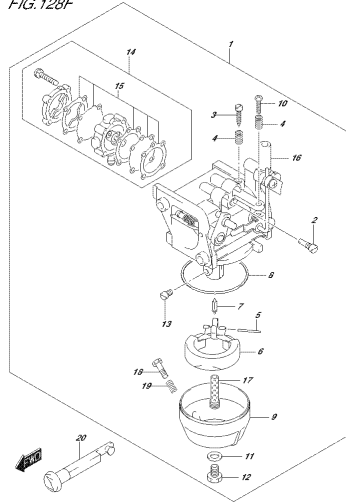
075 04, 154, PAI, 016, 128D
CHARG. RES. TDR

FIG. 128E



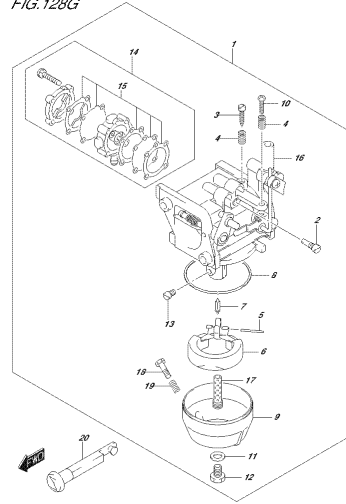
075 04, 154, PAI, 016, 128E
CHARG. RES. TDR

FIG. 128F



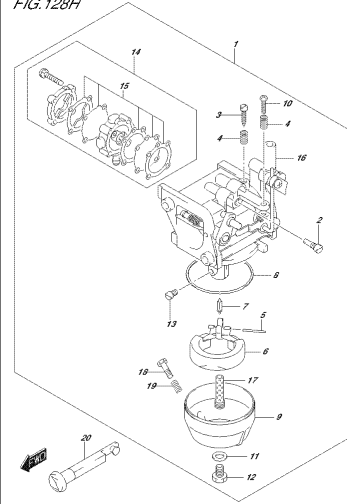
023 04, 05A, PRL 01E, 02F
04620-RE-03P

FIG. 128G



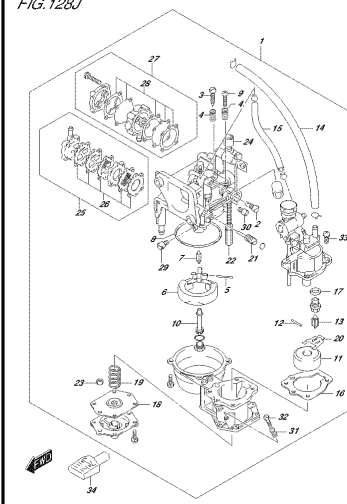
023 04, 05A, PRL 01E, 02G
04620-RE-03P

FIG. 128H



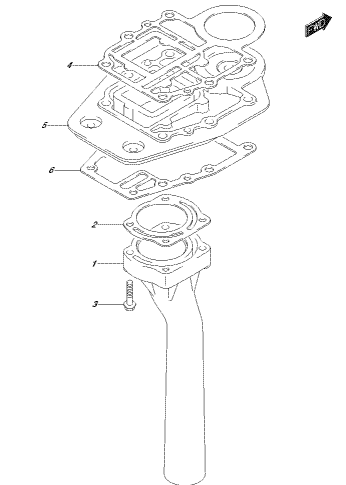
023 04, 05A, PRL 01E, 02H
04620-RE-03P

FIG. 128J



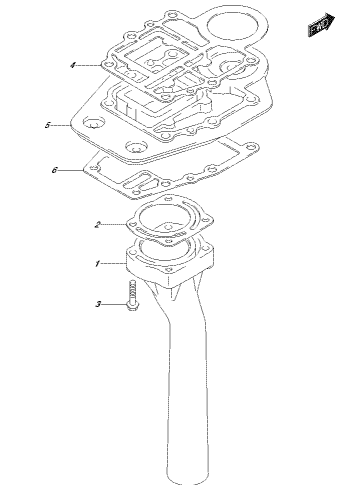
023 04, 05A, PRL 01E, 02J
04620-RE-03P

FIG. 141A



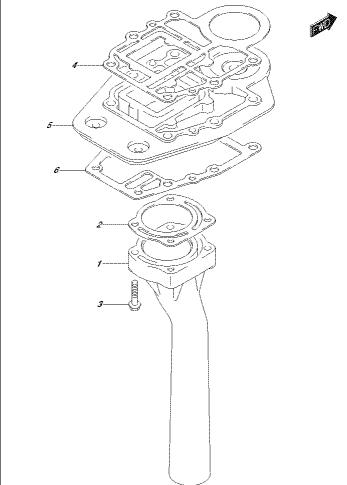
023 04, 05A, PRL 01E, 141A
04620-RE-03P

FIG. 141B



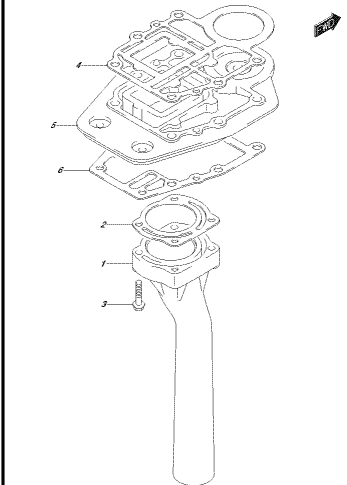
023 04, 05A, PRL 01E, 141B
04620-RE-03P

FIG. 141C



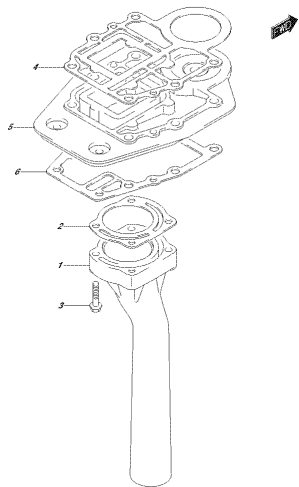
023 04, 05A, PRL 01E, 141C
04620-RE-03P

FIG. 141D



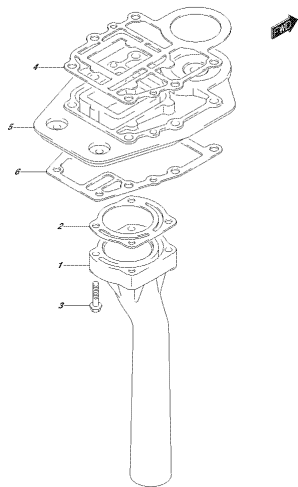
023 04, 05A, PRL 01E, 141D
04620-RE-03P

FIG.141E



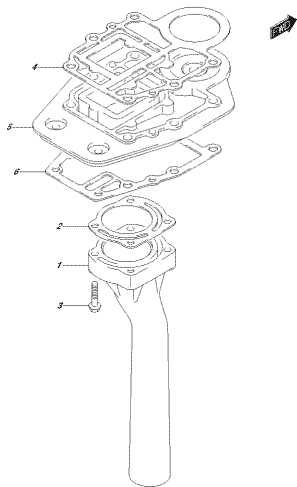
025 04, 05A, P4E, 01E, 01F
E/F46/07 FL2E

FIG.141F



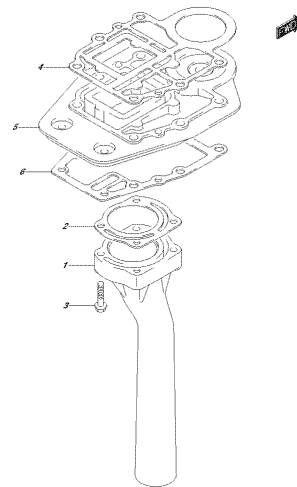
025 04, 05A, P4E, 01E, 01F
E/F46/07 FL2E

FIG.141G



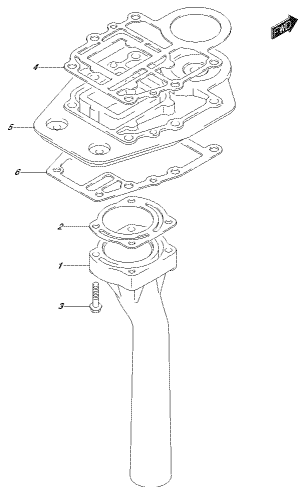
025 04, 05A, P4E, 01E, 01G
E/F46/07 FL2E

FIG.141H



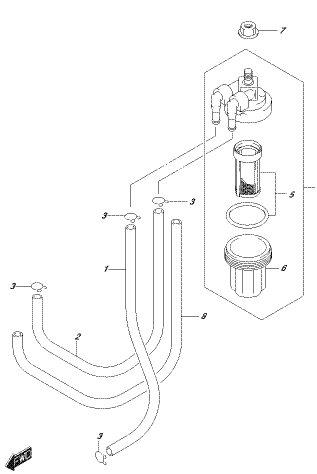
025 04, 05A, P4E, 01E, 01H
E/F46/07 FL2E

FIG.141J



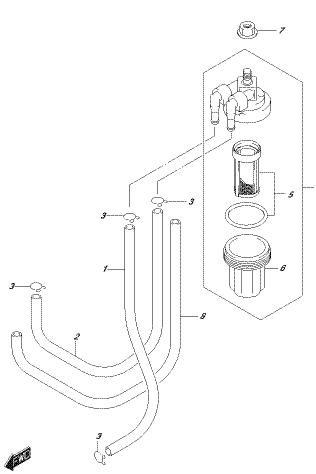
025 04, 05A, P4E, 01E, 01J
E/F46/07 FL2E

FIG.146A



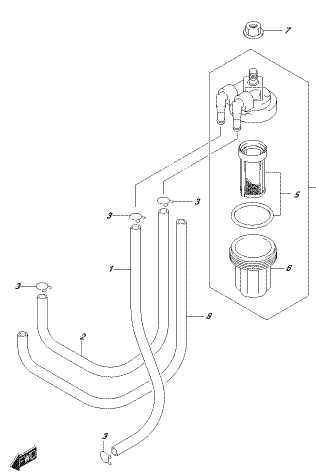
025 04, 05A, P4E, 01E, 06A
F/LEI PL00P

FIG.146B



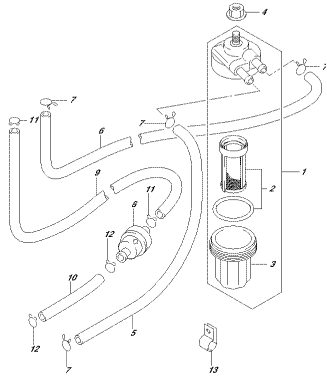
025 04, 05A, P4E, 01E, 06B
F/LEI PL00P

FIG.146C



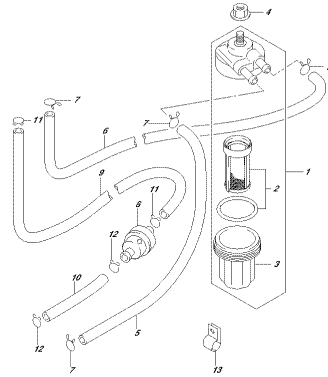
025 04, 05A, P4E, 01E, 06C
F/LEI PL00P

FIG. 146D



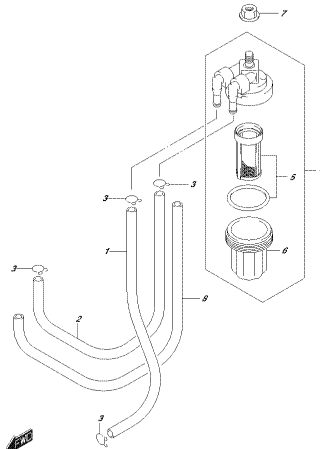
2253 04, 154, PA2, 016, 146D
FUEL PUMP

FIG. 146E



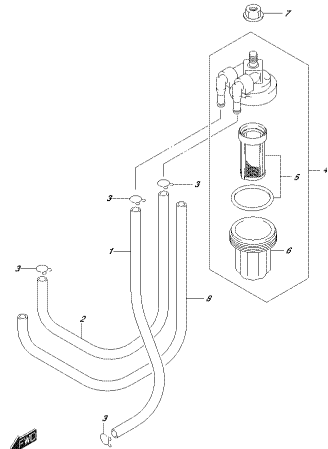
2253 04, 154, PA2, 016, 146E
FUEL PUMP

FIG. 146F



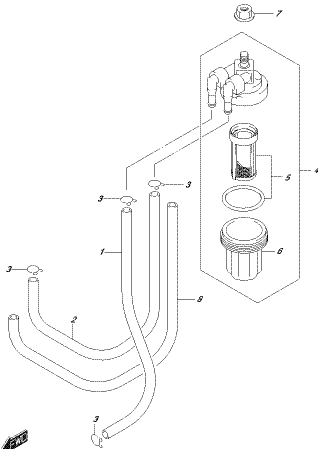
2253 04, 154, PA2, 016, 146F
FUEL PUMP

FIG. 146G



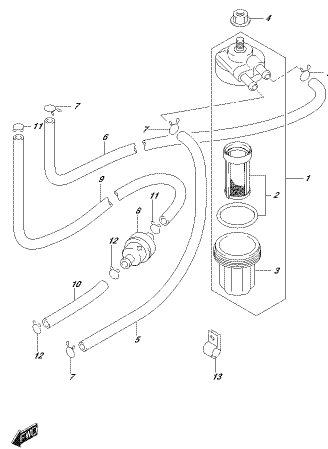
2253 04, 154, PA2, 016, 146G
FUEL PUMP

FIG. 146H



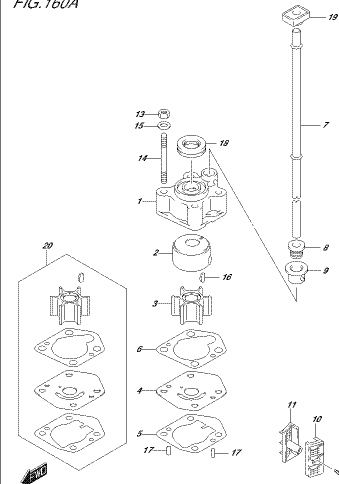
2253 04, 154, PA2, 016, 146H
FUEL PUMP

FIG. 146J



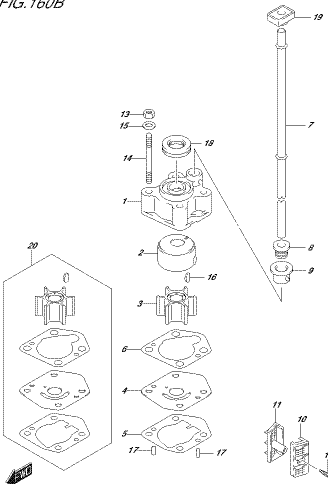
2253 04, 154, PA2, 016, 146J
FUEL PUMP

FIG. 160A



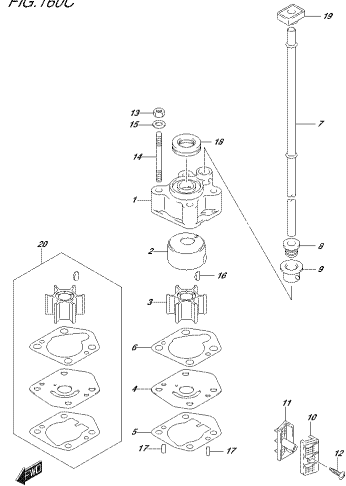
2253 04, 154, PA2, 016, 160A
WATER PUMP

FIG. 160B



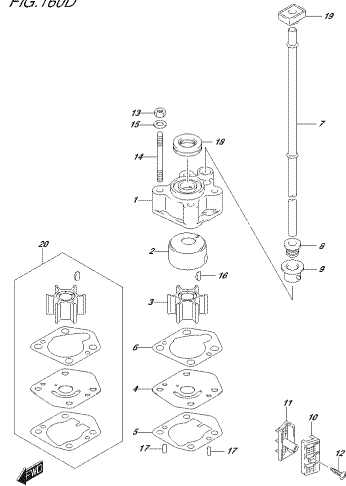
2253 04, 154, PA2, 016, 160B
WATER PUMP

FIG. 160C



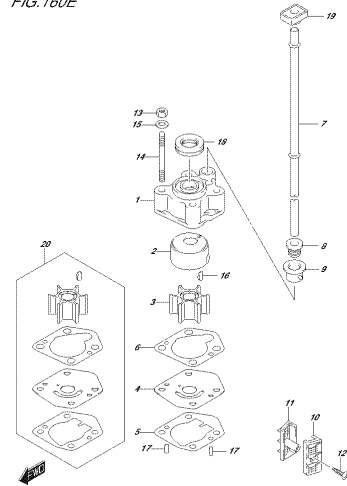
0253 04, 05A, P42, 016, 06V
04K2202P40P

FIG. 160D



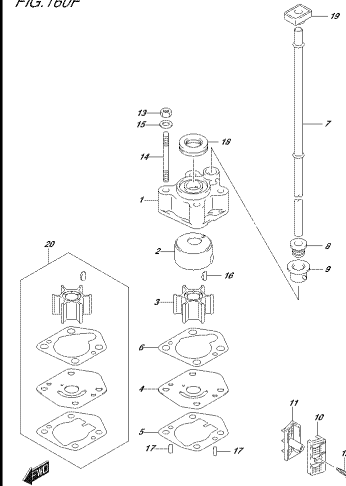
0253 04, 05A, P42, 016, 06V
04K2202P40P

FIG. 160E



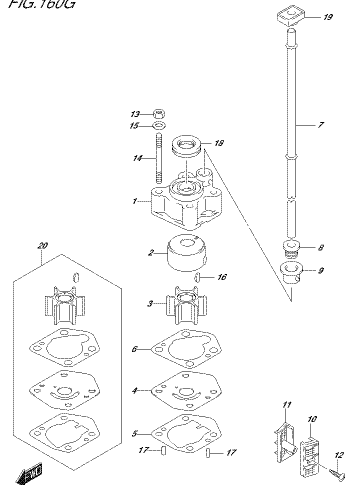
0253 04, 05A, P42, 016, 06V
04K2202P40P

FIG. 160F



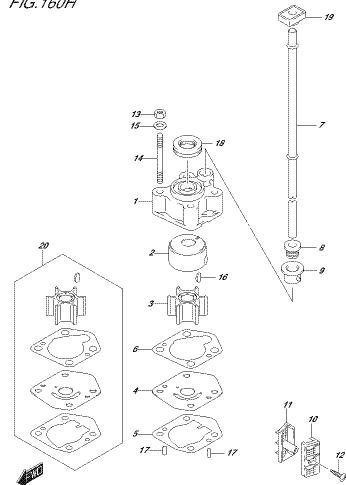
0253 04, 05A, P42, 016, 06V
04K2202P40P

FIG. 160G



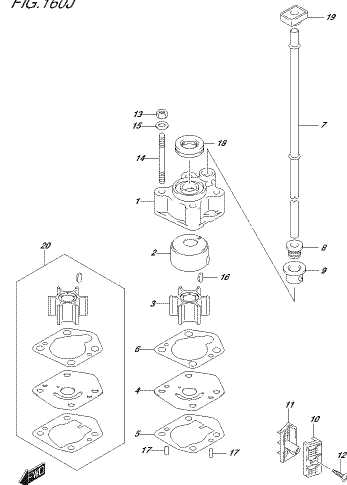
0253 04, 05A, P42, 016, 06V
04K2202P40P

FIG. 160H



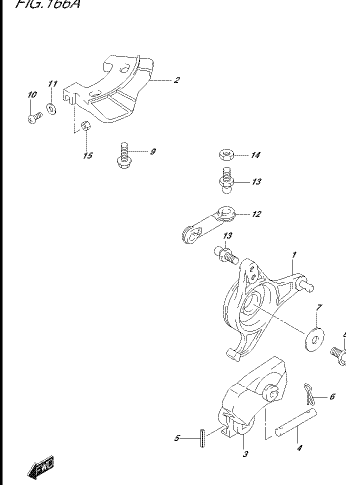
0253 04, 05A, P42, 016, 06V
04K2202P40P

FIG. 160J



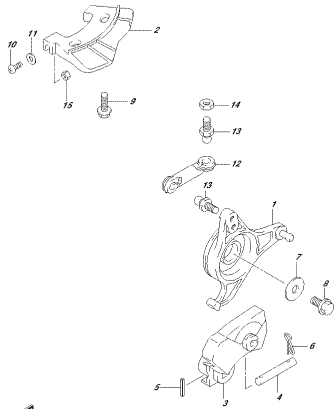
0253 04, 05A, P42, 016, 06V
04K2202P40P

FIG. 166A



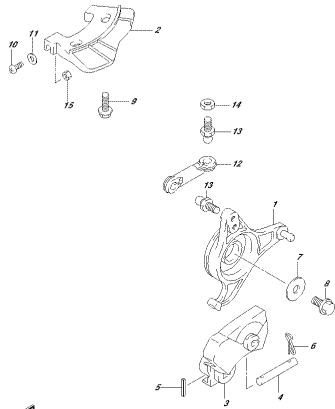
0253 04, 05A, P42, 016, 06V
04K2202P40P

FIG. 166B



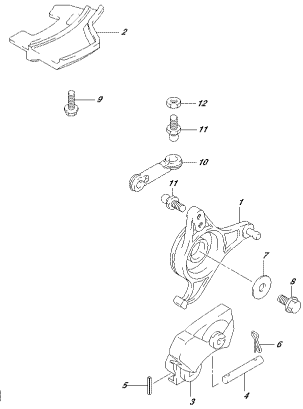
025 94, 154, P41.01E, 0867
THROTTLE CONTROL

FIG. 166C



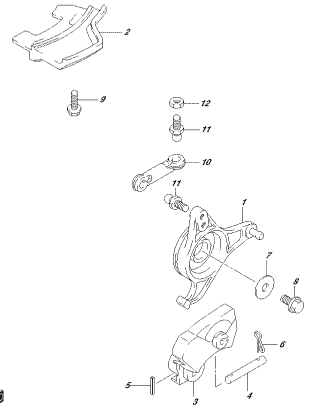
025 94, 154, P41.01E, 0867
THROTTLE CONTROL

FIG. 166D



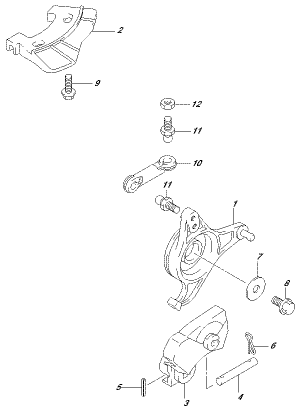
025 94, 154, P41.01E, 0867
THROTTLE CONTROL

FIG. 166E



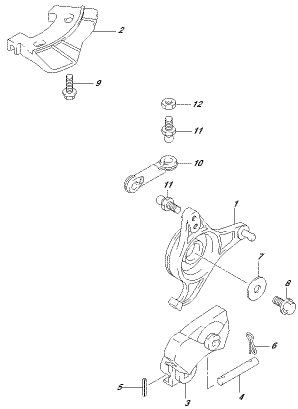
025 94, 154, P41.01E, 086E
THROTTLE CONTROL

FIG. 166F



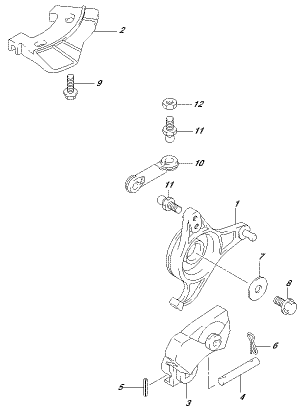
025 94, 154, P41.01E, 086F
THROTTLE CONTROL

FIG. 166G



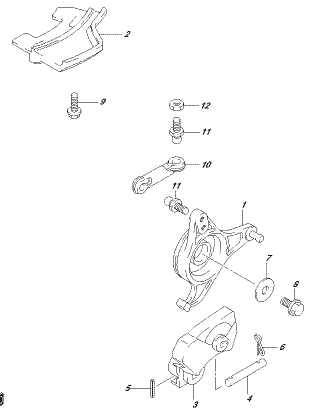
025 94, 154, P41.01E, 0867
THROTTLE CONTROL

FIG. 166H



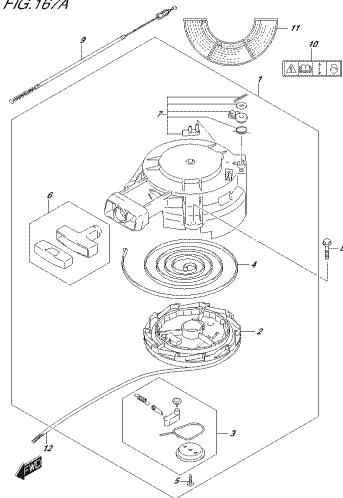
025 94, 154, P41.01E, 086F
THROTTLE CONTROL

FIG. 166J



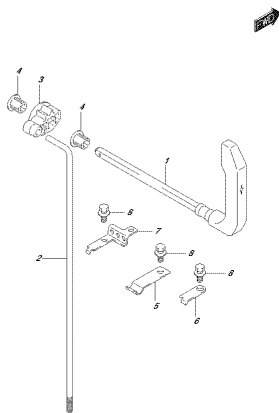
025 94, 154, P41.01E, 086J
THROTTLE CONTROL

FIG.167A



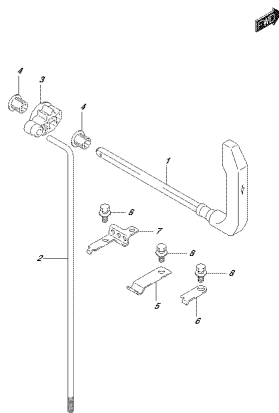
0718 04, ISM_PRL 016_1074
BREMSE STANGE

FIG.208A



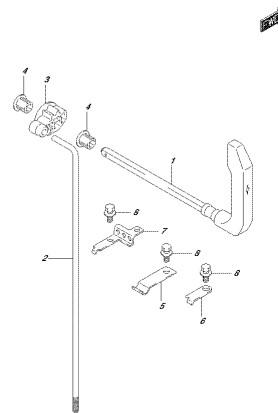
0718 04, ISM_PRL 016_208A
CLUTCH LEVER

FIG.208B



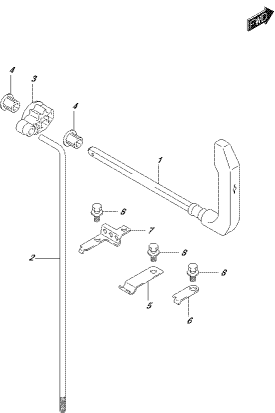
0718 04, ISM_PRL 016_208B
CLUTCH LEVER

FIG.208C



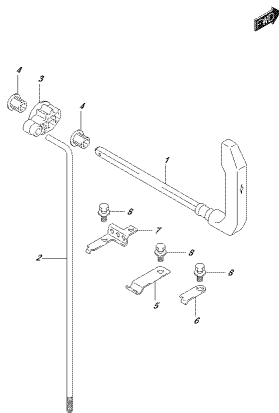
0718 04, ISM_PRL 016_208C
CLUTCH LEVER

FIG.208D



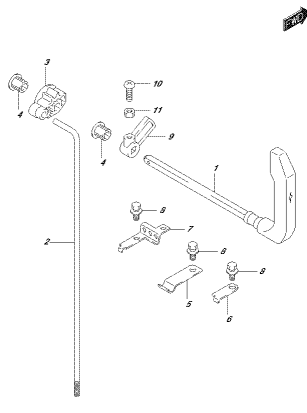
0718 04, ISM_PRL 016_208D
CLUTCH LEVER

FIG.208E



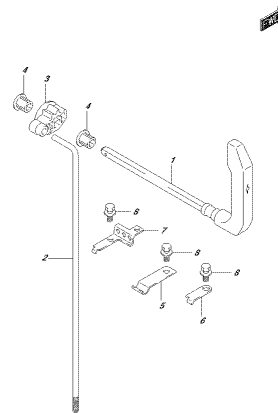
0718 04, ISM_PRL 016_208E
CLUTCH LEVER

FIG.208F



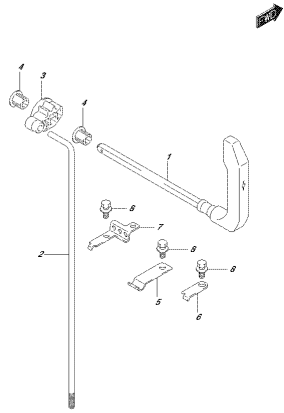
0718 04, ISM_PRL 016_208F
CLUTCH LEVER

FIG.208G



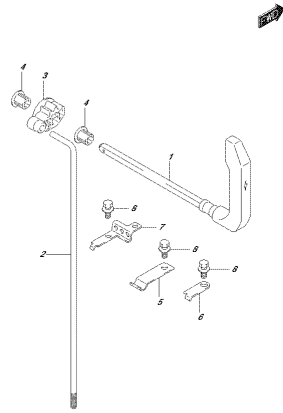
0718 04, ISM_PRL 016_208G
CLUTCH LEVER

FIG.208H



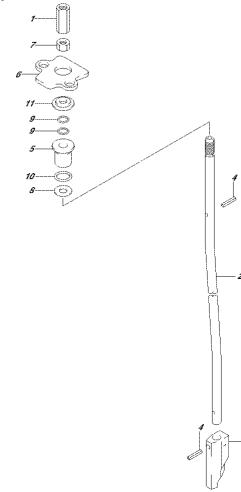
0218 04, 154, PRL 01E, 020V
CLUBTECH/ESPE

FIG.208J



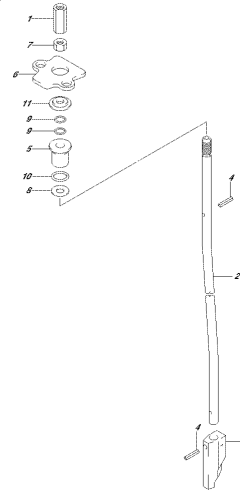
0218 04, 154, PRL 01E, 020V
CLUBTECH/ESPE

FIG.210A



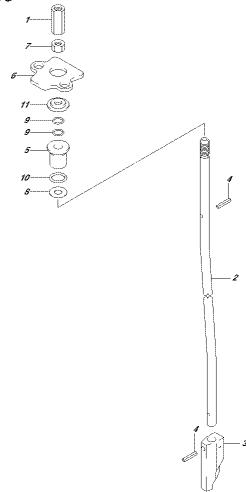
0218 04, 154, PRL 01E, 010H
3/18FT/200

FIG.210B



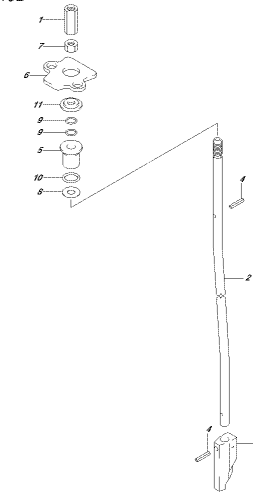
0218 04, 154, PRL 01E, 010J
3/18FT/200

FIG.210C



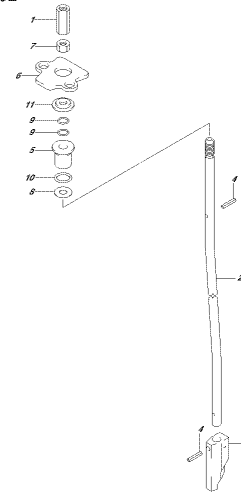
0218 04, 154, PRL 01E, 010C
3/18FT/200

FIG.210D



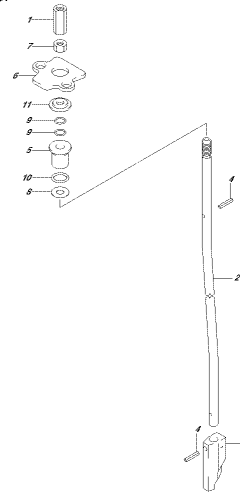
0218 04, 154, PRL 01E, 010D
3/18FT/200

FIG.210E



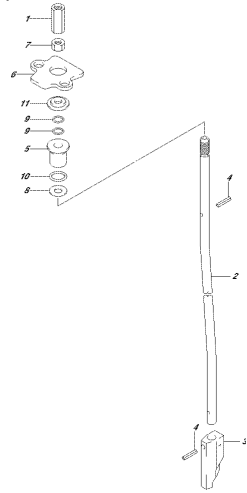
0218 04, 154, PRL 01E, 010E
3/18FT/200

FIG.210F



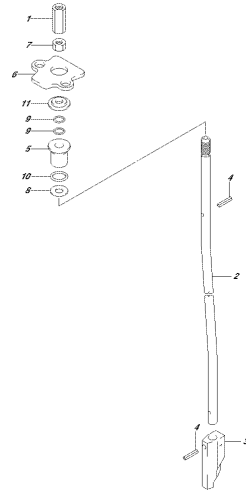
0218 04, 154, PRL 01E, 010F
3/18FT/200

FIG.210G



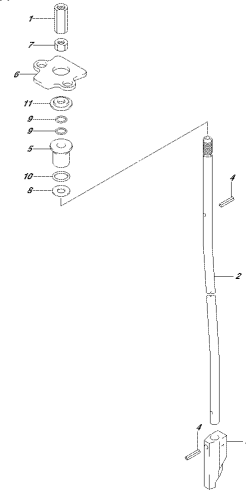
2023.04.15A_PRL.016_210G
S3P7203

FIG.210H



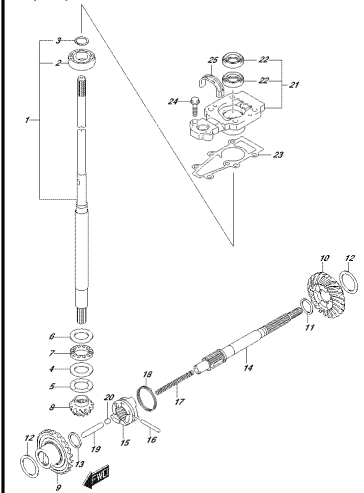
2023.04.15A_PRL.016_210H
S3P7203

FIG.210J



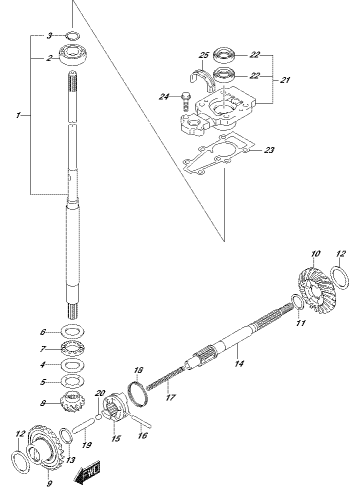
2023.04.15A_PRL.016_210J
S3P7203

FIG.220A



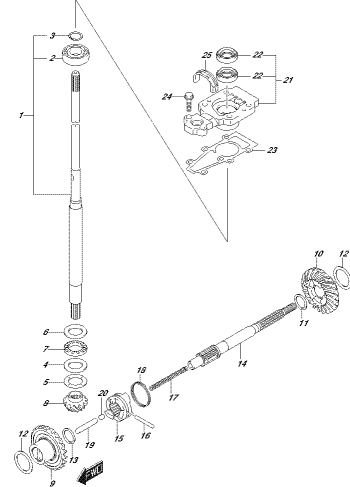
2023.04.15A_PRL.016_220A
72443635201

FIG.220B



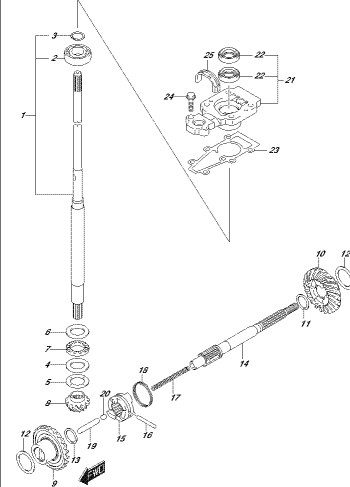
2023.04.15A_PRL.016_220B
72443635201

FIG.220C



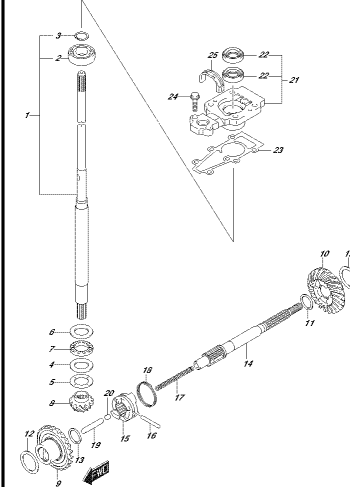
2023.04.15A_PRL.016_220C
72443635201

FIG.220D



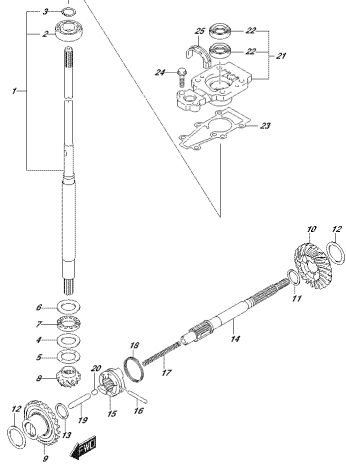
2023.04.15A_PRL.016_220D
72443635201

FIG.220E



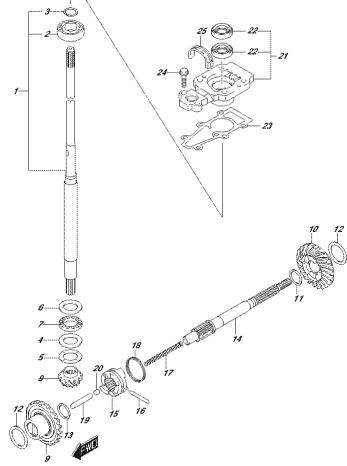
2023.04.15A_PRL.016_220E
72443635201

FIG.220F



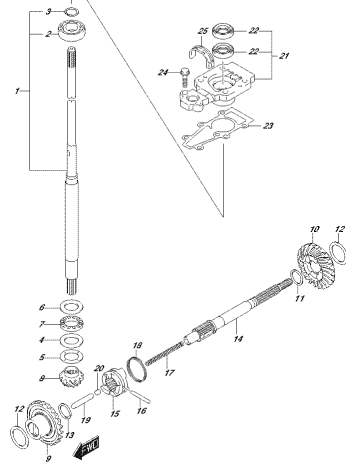
075.04.154_PRL.016_220F
F2463020201

FIG.220G



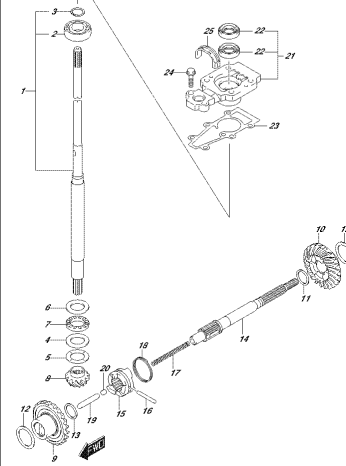
075.04.154_PRL.016_220G
F2463020201

FIG.220H



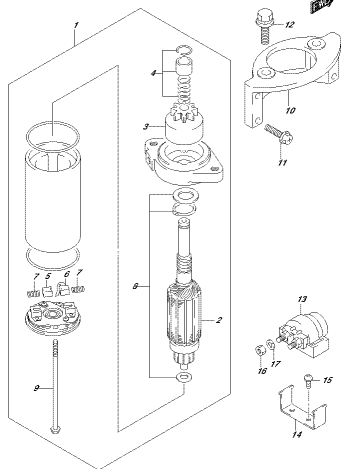
075.04.154_PRL.016_220H
F2463020201

FIG.220J



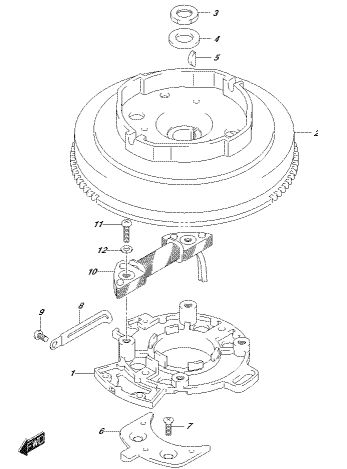
075.04.154_PRL.016_220J
F2463020201

FIG.301A



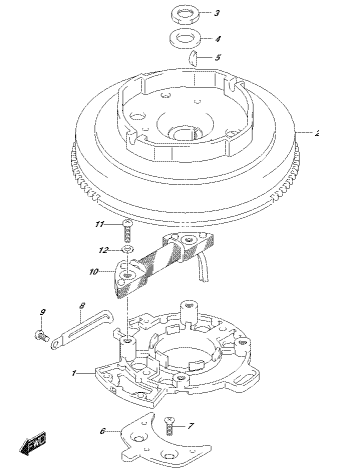
075.04.154_PRL.016_301A
STARTING MOTOR

FIG.303A



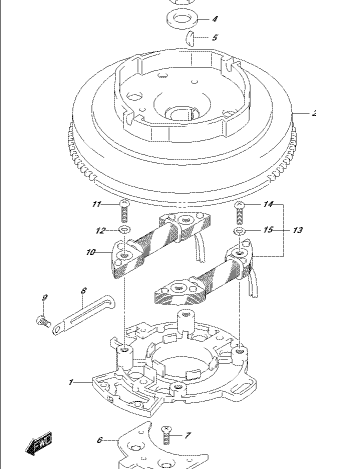
075.04.154_PRL.016_303A
MAGNETO

FIG.303B



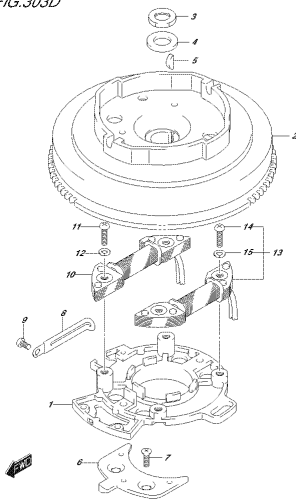
075.04.154_PRL.016_303B
MAGNETO

FIG.303C



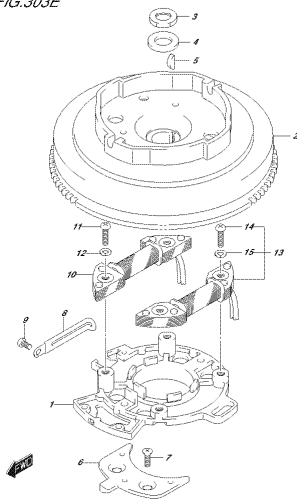
075.04.154_PRL.016_303C
MAGNETO

FIG.303D



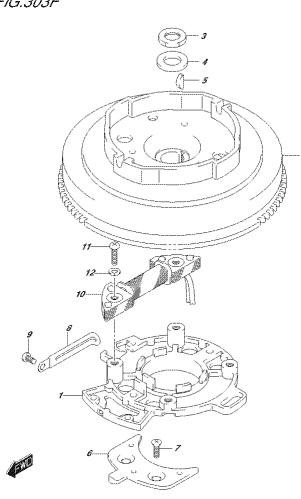
075 04, 154, P42, 016, 303D
MAGNETO

FIG.303E



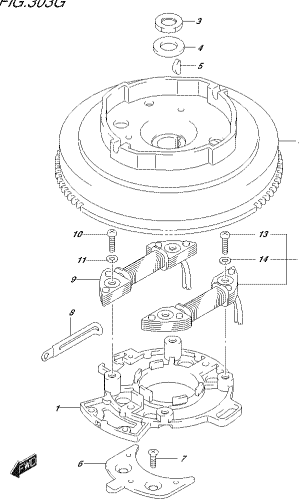
075 04, 154, P42, 016, 303E
MAGNETO

FIG.303F



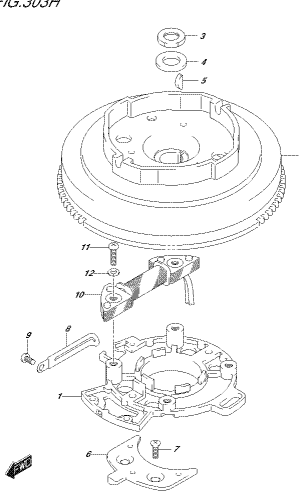
075 04, 154, P42, 016, 303F
MAGNETO

FIG.303G



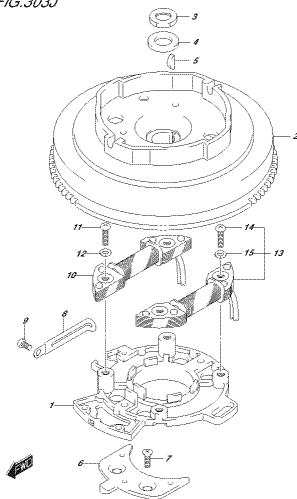
075 04, 154, P42, 016, 303G
MAGNETO

FIG.303H



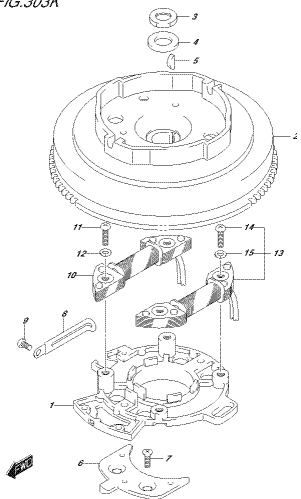
075 04, 154, P42, 016, 303H
MAGNETO

FIG.303J



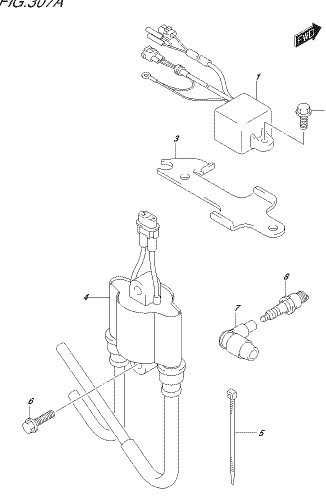
075 04, 154, P42, 016, 303J
MAGNETO

FIG.303K



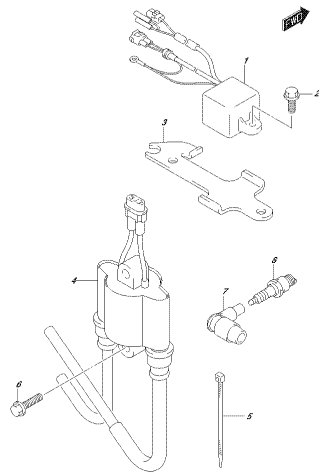
075 04, 154, P42, 016, 303K
MAGNETO

FIG.307A



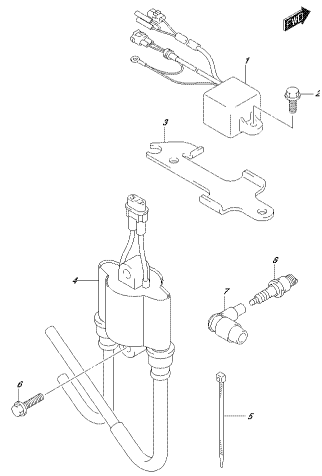
075 04, 154, P42, 016, 307A
12017201 CCB

FIG.307B



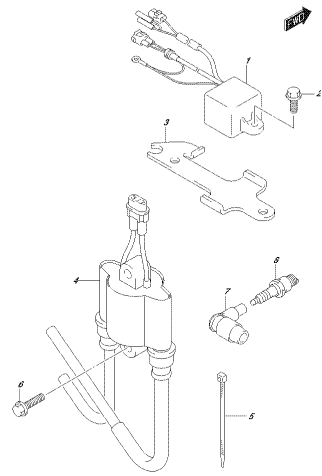
0753 04, 154, PA2, 016, 307D
125172011 CDE

FIG.307C



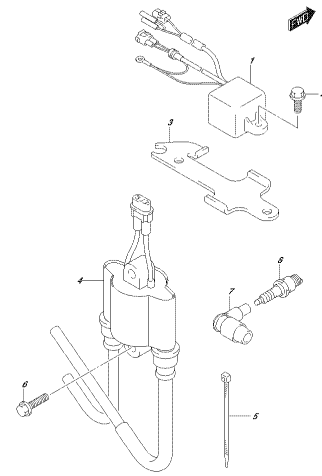
0753 04, 154, PA2, 016, 307D
125172011 CDE

FIG.307D



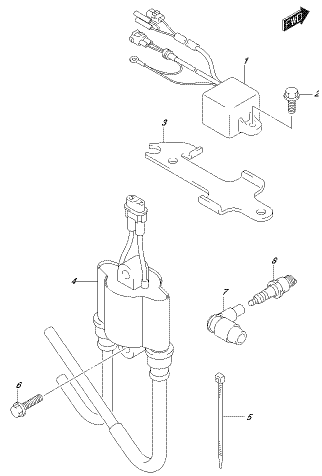
0753 04, 154, PA2, 016, 307D
125172011 CDE

FIG.307E



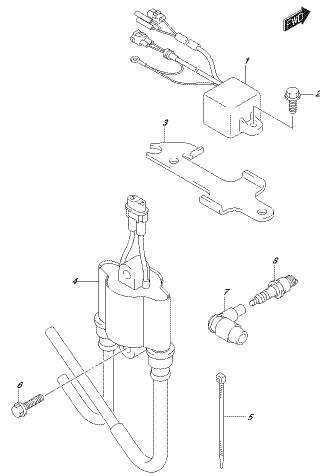
0753 04, 154, PA2, 016, 307E
125172011 CDE

FIG.307F



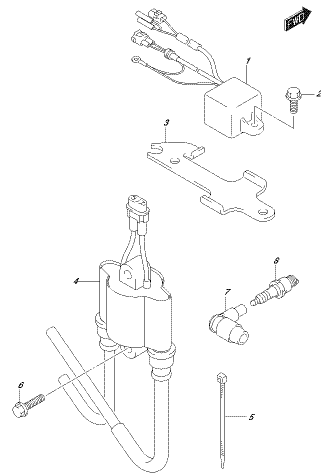
0753 04, 154, PA2, 016, 307F
125172011 CDE

FIG.307G



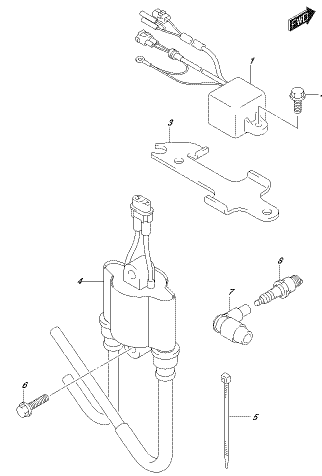
0753 04, 154, PA2, 016, 307G
125172011 CDE

FIG.307H



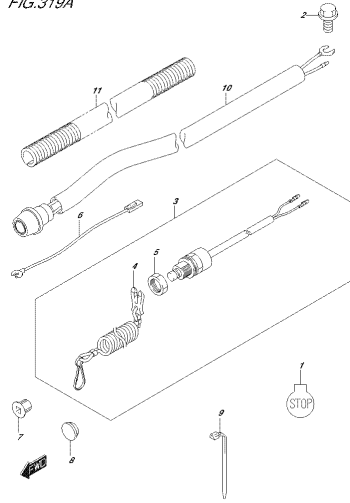
0753 04, 154, PA2, 016, 307H
125172011 CDE

FIG.307J



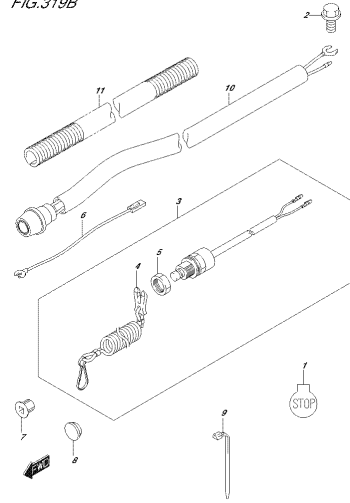
0753 04, 154, PA2, 016, 307J
125172011 CDE

FIG.319A



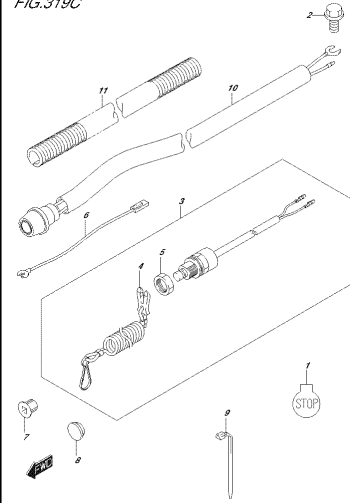
025 04 15A_P12_01E_319A
ELECTRICAL

FIG.319B



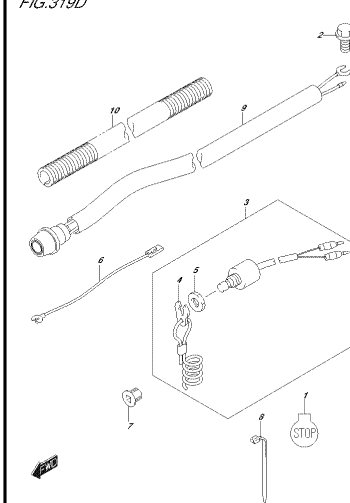
025 04 15A_P12_01E_319B
ELECTRICAL

FIG.319C



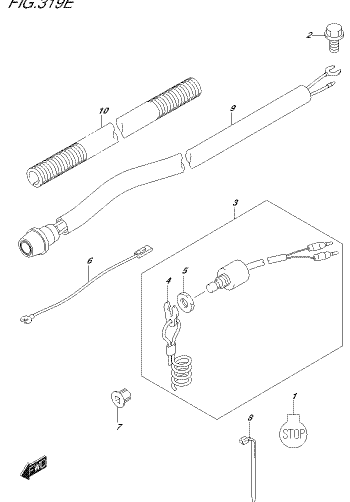
025 04 15A_P12_01E_319C
ELECTRICAL

FIG.319D



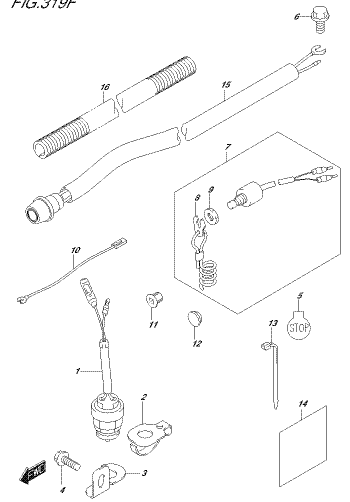
025 04 15A_P12_01E_319D
ELECTRICAL

FIG.319E



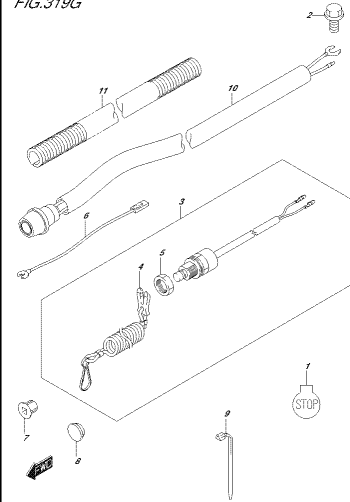
025 04 15A_P12_01E_319E
ELECTRICAL

FIG.319F



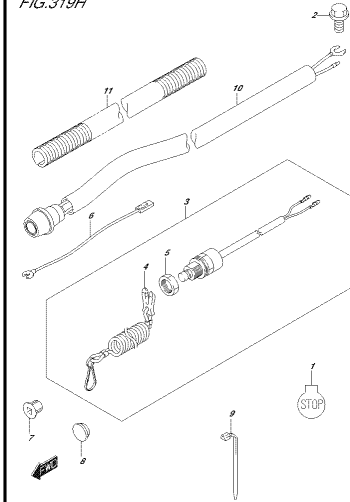
025 04 15A_P12_01E_319F
ELECTRICAL

FIG.319G



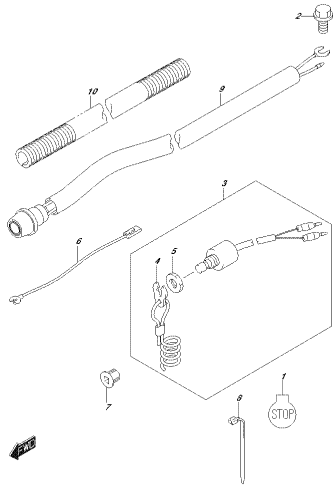
025 04 15A_P12_01E_319G
ELECTRICAL

FIG.319H



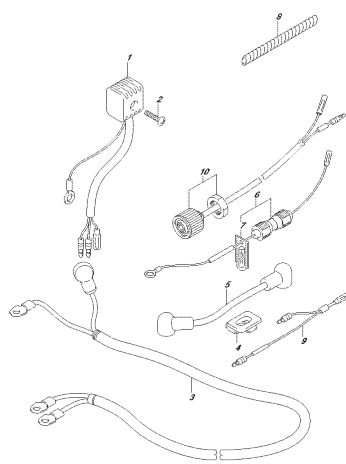
025 04 15A_P12_01E_319H
ELECTRICAL

FIG.319J



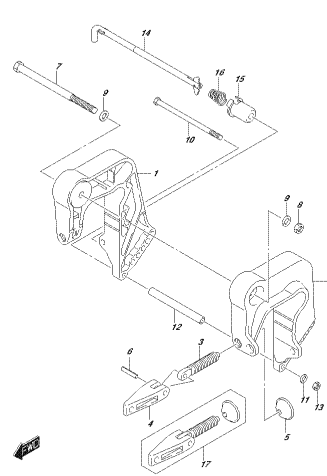
073 04, 154, PRL 016, 319J
ELECTRODIN

FIG.322A



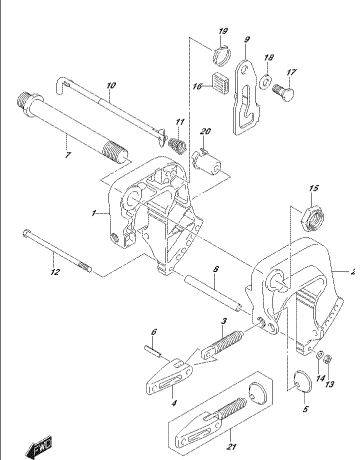
073 04, 154, PRL 016, 322A
INERDIN

FIG.335A



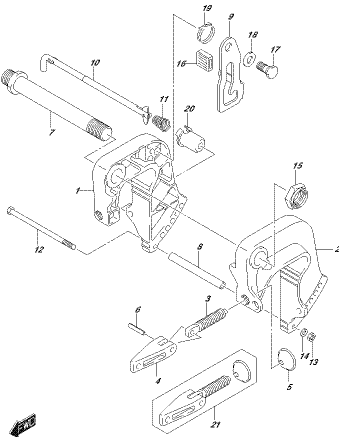
073 04, 154, PRL 016, 335A
CLAMP BRACKET

FIG.335B



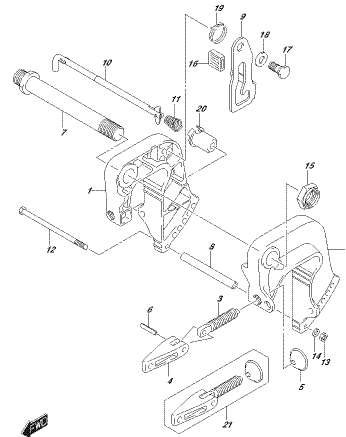
073 04, 154, PRL 016, 335B
CLAMP BRACKET

FIG.335C



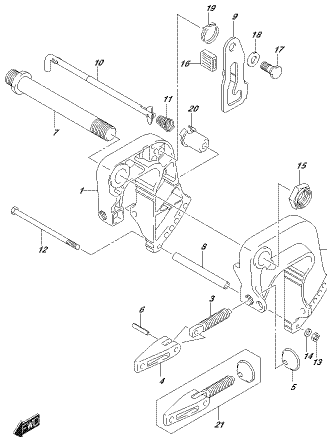
073 04, 154, PRL 016, 335C
CLAMP BRACKET

FIG.335D



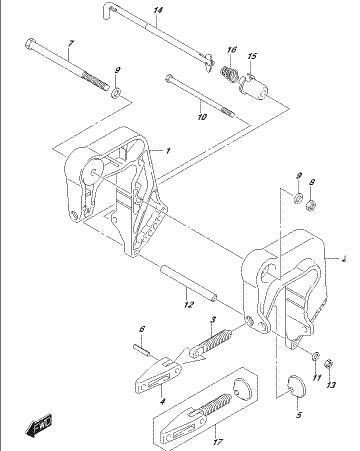
073 04, 154, PRL 016, 335D
CLAMP BRACKET

FIG.335E



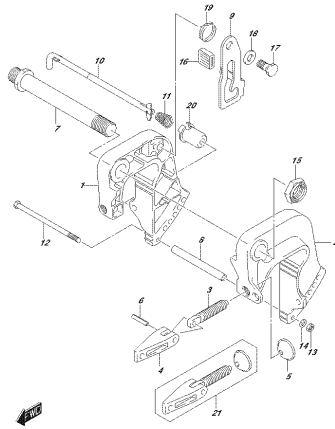
073 04, 154, PRL 016, 335E
CLAMP BRACKET

FIG.335F



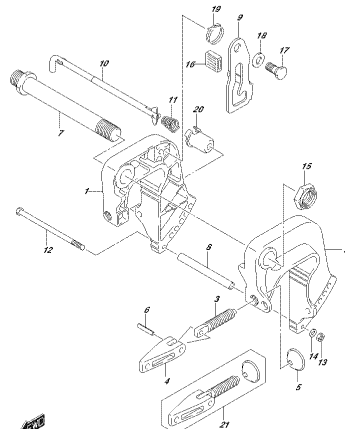
073 04, 154, PRL 016, 335F
CLAMP BRACKET

FIG.335G



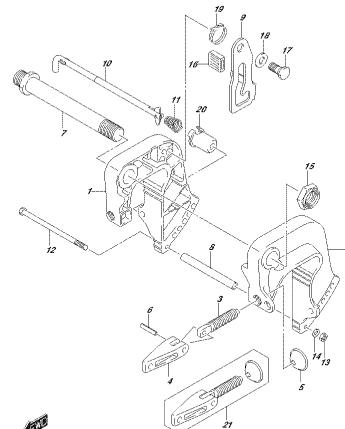
0703 04, 15A, PA1, 016, 335G
CLAMP BRACKET

FIG.335H



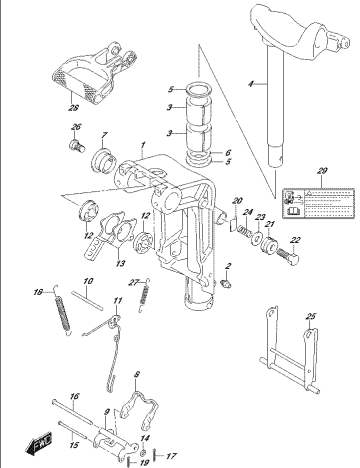
0703 04, 15A, PA1, 016, 335H
CLAMP BRACKET

FIG.335J



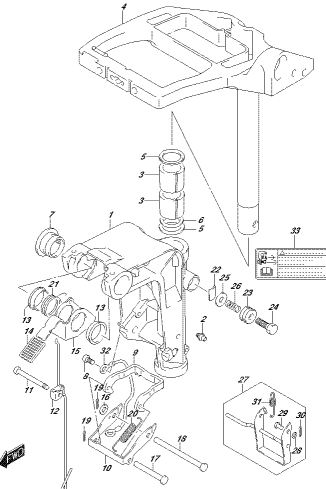
0703 04, 15A, PA1, 016, 335J
CLAMP BRACKET

FIG.336A



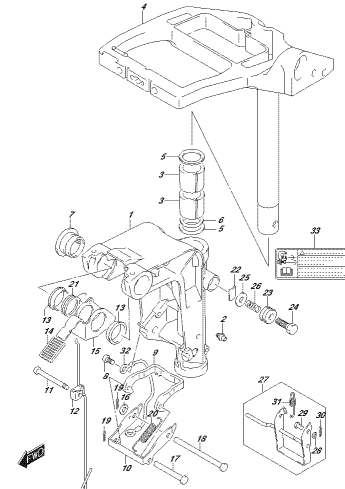
0703 04, 15A, PA1, 016, 336A
SWIVEL BRACKET

FIG.336B



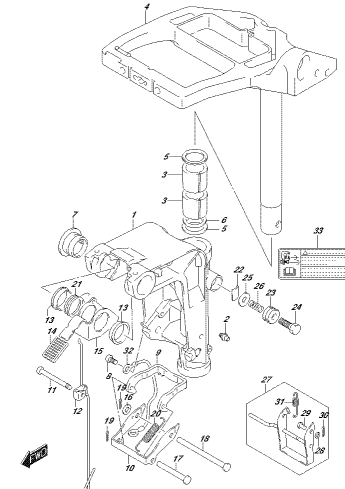
0703 04, 15A, PA1, 016, 336B
SWIVEL BRACKET

FIG.336C



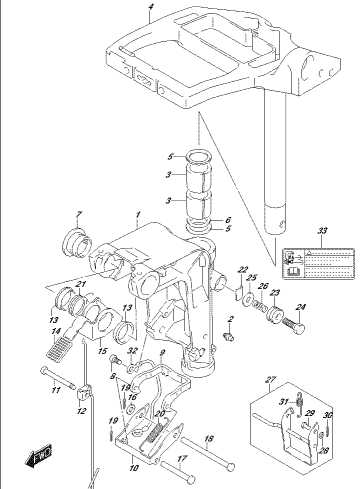
0703 04, 15A, PA1, 016, 336C
SWIVEL BRACKET

FIG.336D



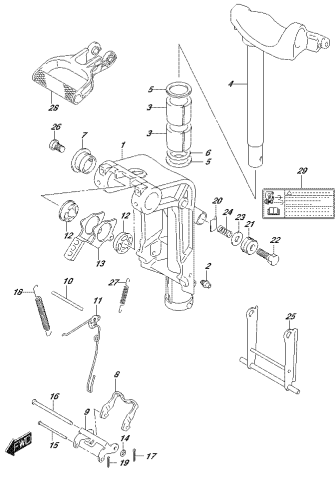
0703 04, 15A, PA1, 016, 336D
SWIVEL BRACKET

FIG.336E



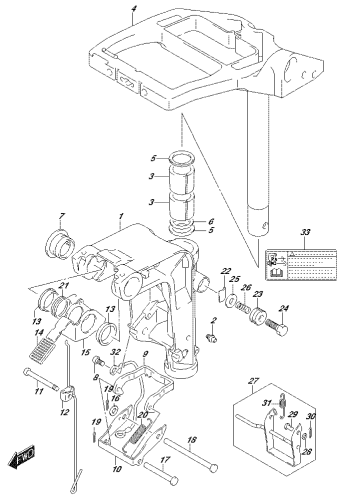
0703 04, 15A, PA1, 016, 336E
SWIVEL BRACKET

FIG.336F



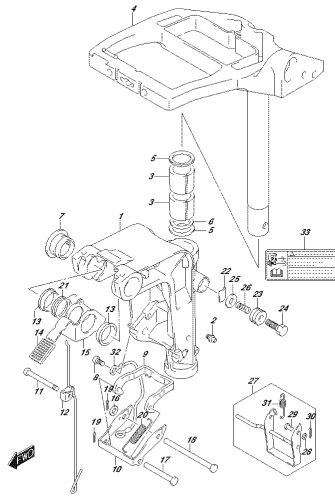
073.94, 154, P41, 016, 336F
191615-SHAFT-RED-SING

FIG.336G



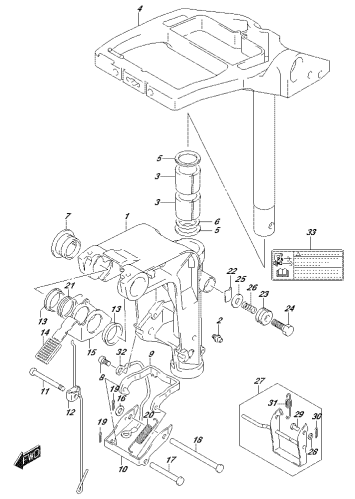
073.94, 154, P41, 016, 336G
191615-SHAFT-RED-SING

FIG.336H



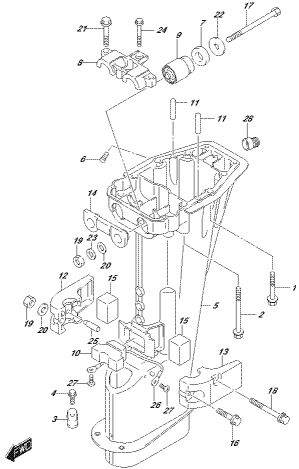
073.94, 154, P41, 016, 336H
191615-SHAFT-RED-SING

FIG.336J



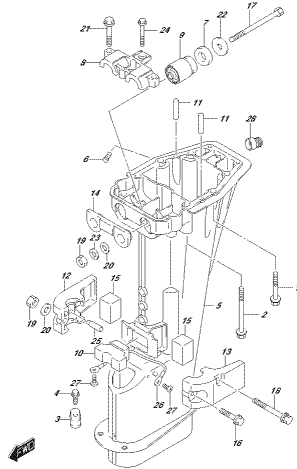
073.94, 154, P41, 016, 336J
191615-SHAFT-RED-SING

FIG.405A



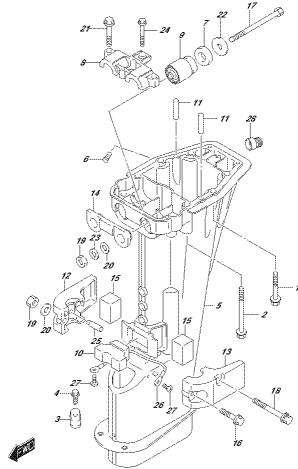
073.94, 154, P41, 016, 405A
191615-SHAFT-RED-SING

FIG.405B



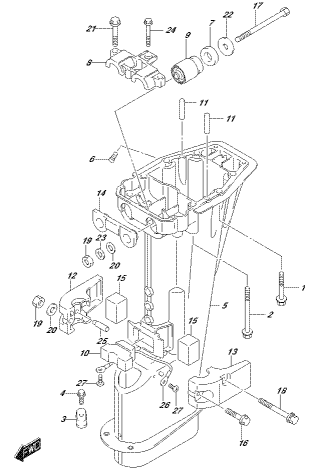
073.94, 154, P41, 016, 405B
191615-SHAFT-RED-SING

FIG.405C



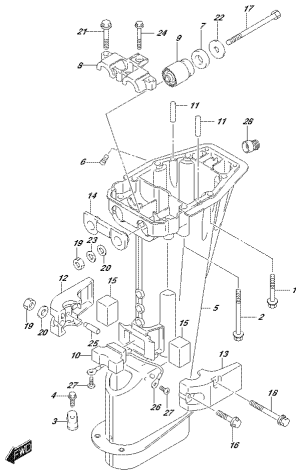
073.94, 154, P41, 016, 405C
191615-SHAFT-RED-SING

FIG.405D



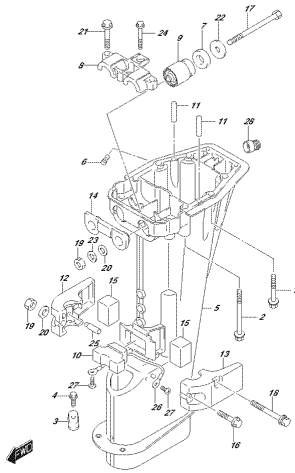
073.94, 154, P41, 016, 405D
191615-SHAFT-RED-SING

FIG.405E



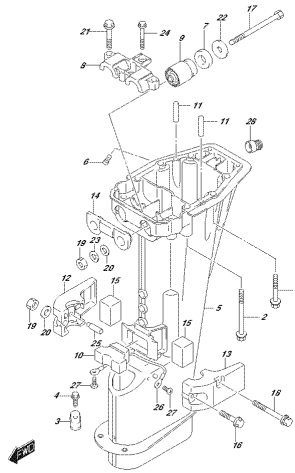
0753 04, 05A, P401, 016, 405E
09016-00477-02, 0302

FIG.405F



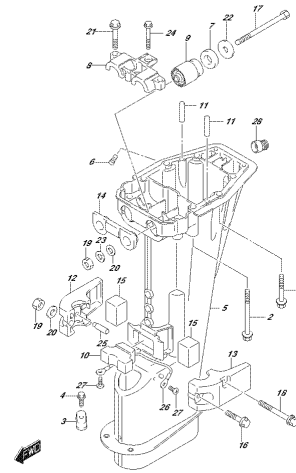
0753 04, 05A, P401, 016, 405F
09016-00477-02, 0302

FIG.405G



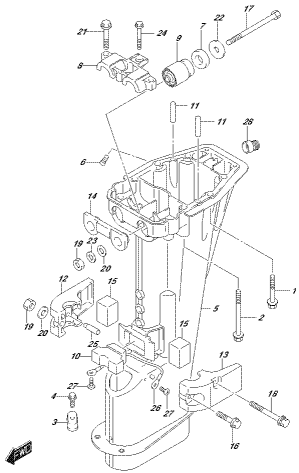
0753 04, 05A, P401, 016, 405G
09016-00477-02, 0302

FIG.405H



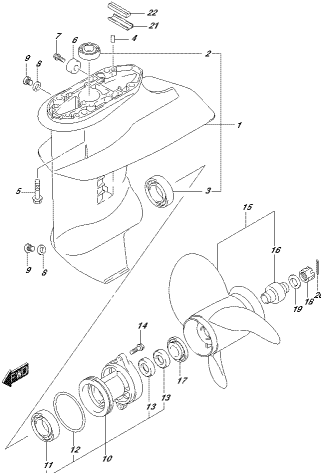
0753 04, 05A, P401, 016, 405H
09016-00477-02, 0302

FIG.405J



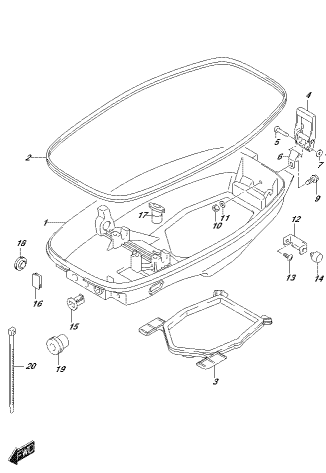
0753 04, 05A, P401, 016, 405J
09016-00477-02, 0302

FIG.407A



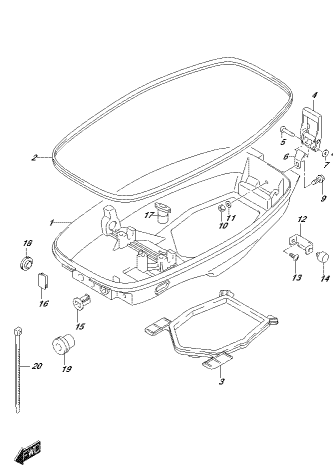
0753 04, 05A, P401, 016, 407A
GEAR CASE

FIG.412A



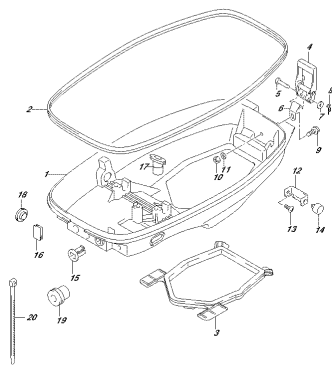
0753 04, 05A, P401, 016, 415A
LOWER COVER

FIG.412B



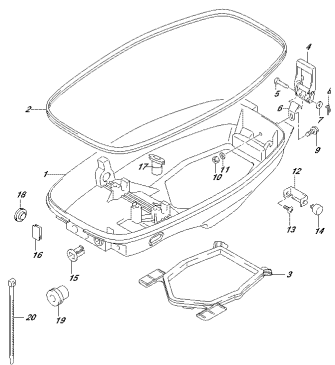
0753 04, 05A, P401, 016, 415B
LOWER COVER

FIG.412C



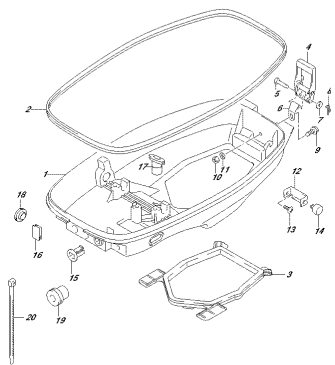
DT5 04, 05A, P02, 01E, 412C
LOWER COVER

FIG.412D



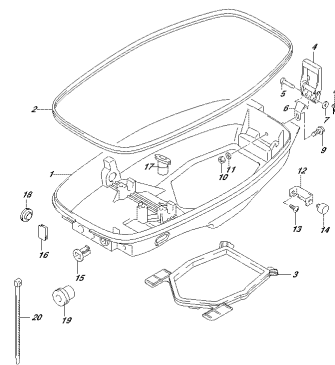
DT5 04, 05A, P02, 01E, 412D
LOWER COVER

FIG.412E



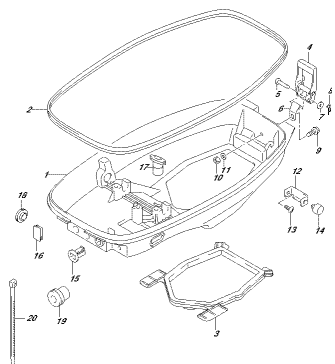
DT5 04, 05A, P02, 01E, 412E
LOWER COVER

FIG.412F



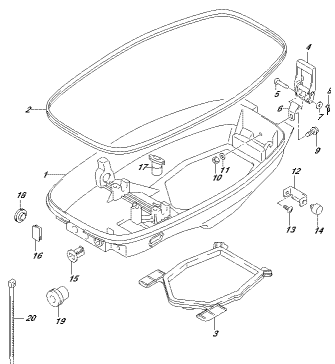
DT5 04, 05A, P02, 01E, 412F
LOWER COVER

FIG.412G



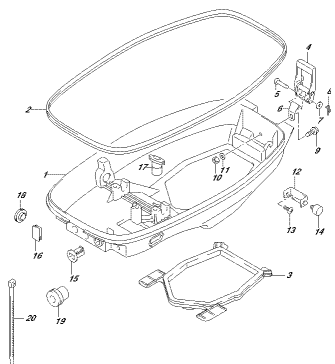
DT5 04, 05A, P02, 01E, 412G
LOWER COVER

FIG.412H



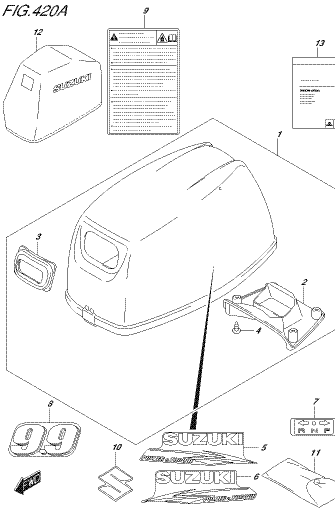
DT5 04, 05A, P02, 01E, 412H
LOWER COVER

FIG.412J



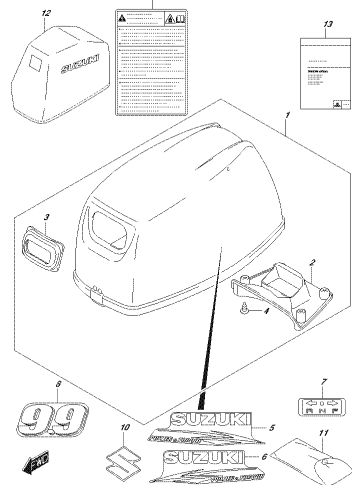
DT5 04, 05A, P02, 01E, 412J
LOWER COVER

FIG.420A



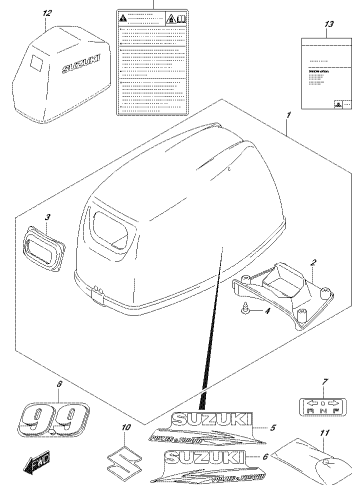
DT5 04, 05A, P02, 01E, 420A
ENGINE COVER

FIG. 420B



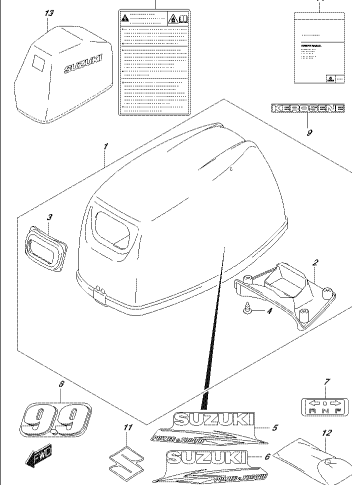
075 04, 154, P16, 016, 420B
ENGINE COVER

FIG. 420C



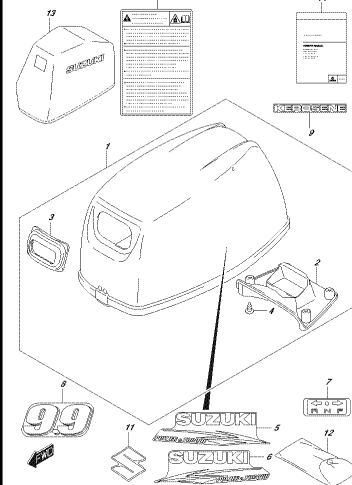
075 04, 154, P16, 016, 420C
ENGINE COVER

FIG. 420D



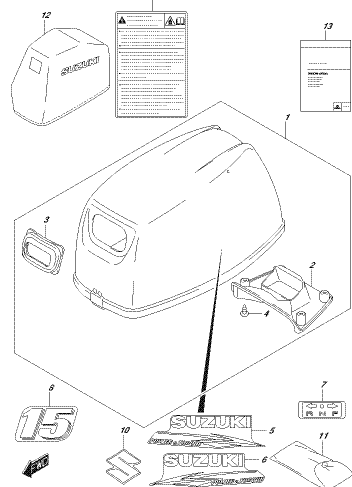
075 04, 154, P16, 016, 420D
ENGINE COVER

FIG. 420E



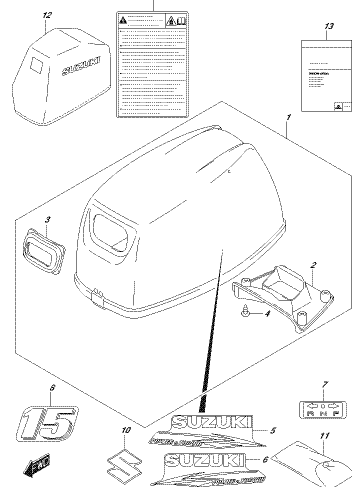
075 04, 154, P16, 016, 420E
ENGINE COVER

FIG. 420F



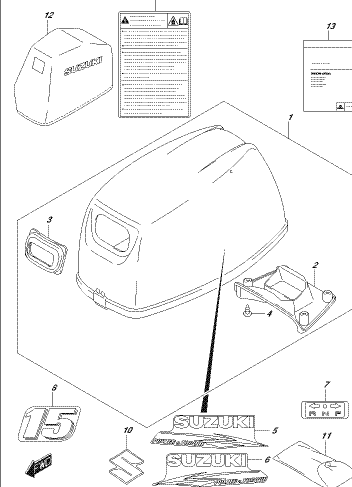
075 04, 154, P16, 016, 420F
ENGINE COVER

FIG. 420G



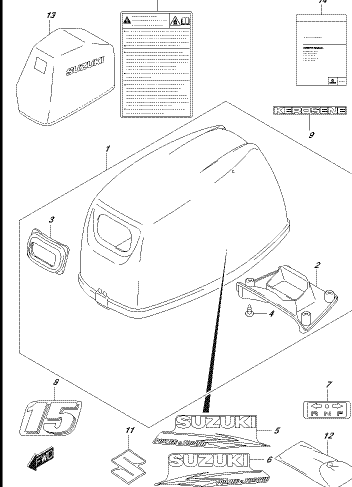
075 04, 154, P16, 016, 420G
ENGINE COVER

FIG. 420H



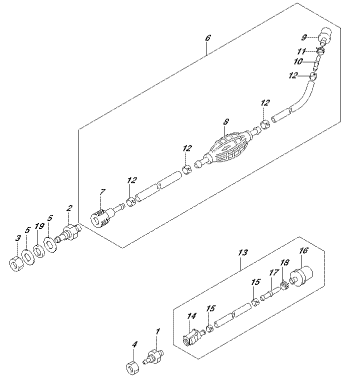
075 04, 154, P16, 016, 420H
ENGINE COVER

FIG. 420J



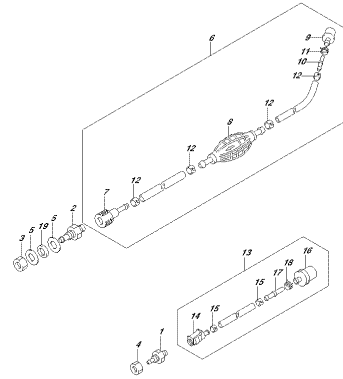
075 04, 154, P16, 016, 420J
ENGINE COVER

FIG. 430A



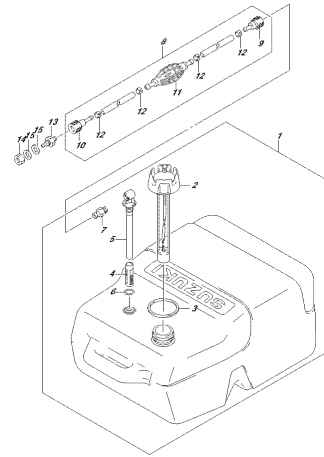
2019.04.15A_PRL.016.430A
FILE: 9025

FIG. 430B



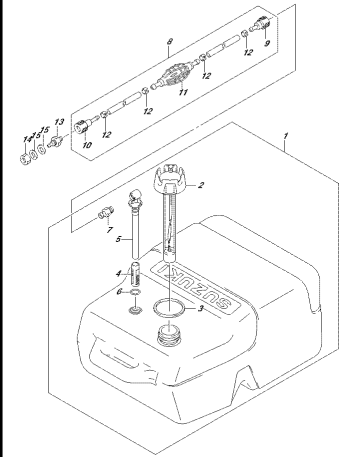
2019.04.15A_PRL.016.430B
FILE: 9025

FIG. 432A



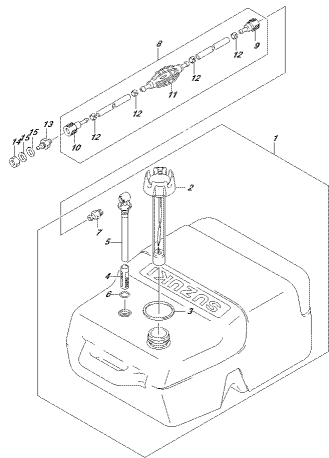
2019.04.15A_PRL.016.432A
FILE: 7499

FIG. 432B



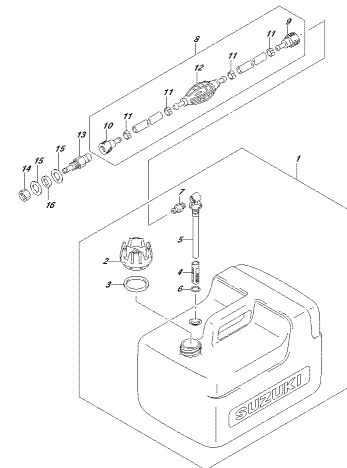
2019.04.15A_PRL.016.432B
FILE: 7499

FIG. 432C



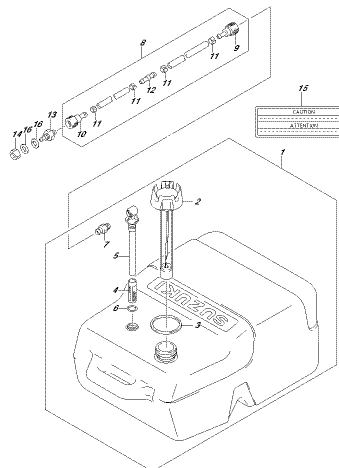
2019.04.15A_PRL.016.432C
FILE: 7499

FIG. 432D



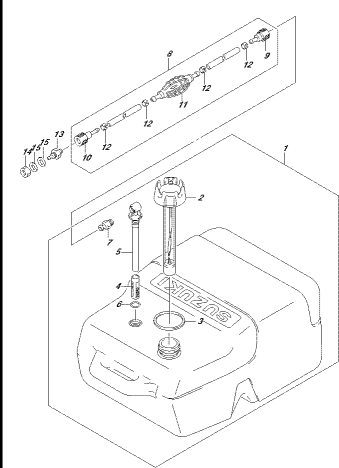
2019.04.15A_PRL.016.432D
FILE: 7499

FIG. 432E



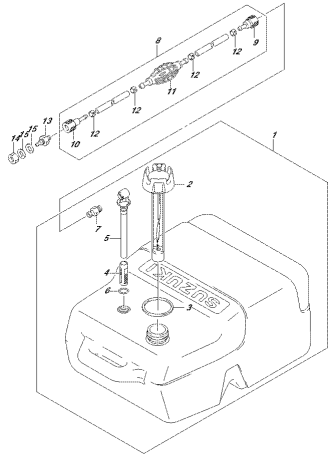
2019.04.15A_PRL.016.432E
FILE: 7499

FIG. 432F



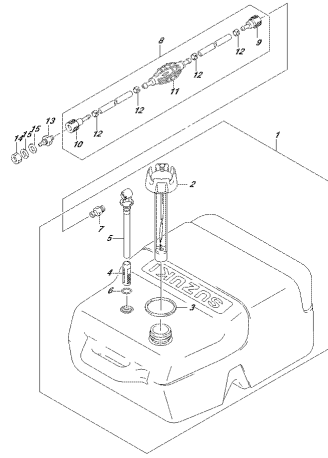
2019.04.15A_PRL.016.432F
FILE: 7499

FIG. 432G



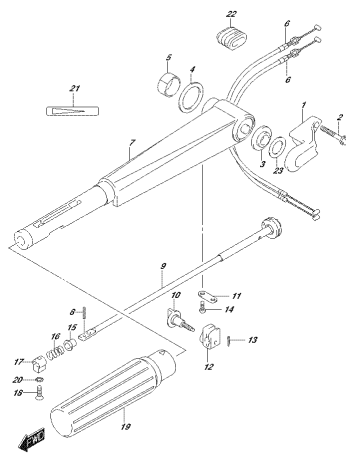
0218 04, 15A, P412, 016, 432G
FILE: 74007

FIG. 432H



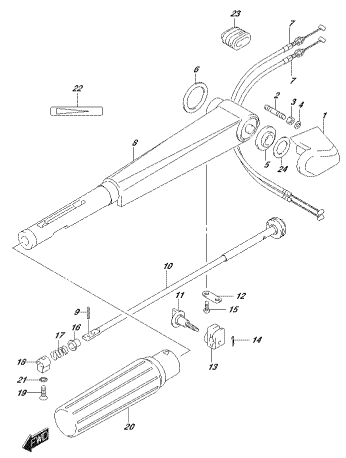
0218 04, 15A, P412, 016, 432H
FILE: 74007

FIG. 444A



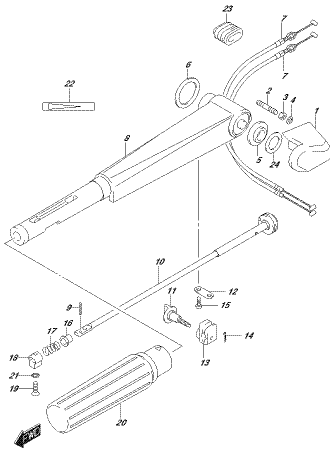
0218 04, 15A, P412, 016, 444A
FILE: 74007

FIG. 444B



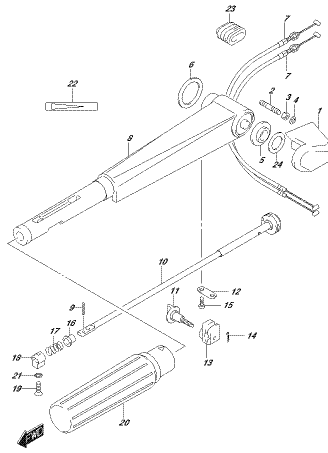
0218 04, 15A, P412, 016, 444B
FILE: 74007

FIG. 444C



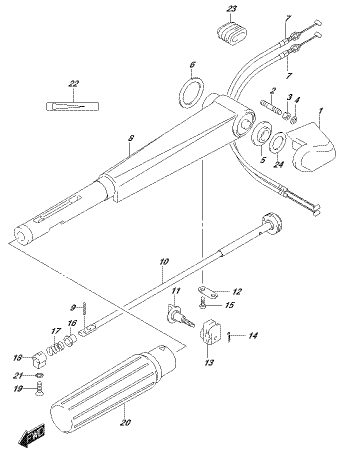
0218 04, 15A, P412, 016, 444C
FILE: 74007

FIG. 444D



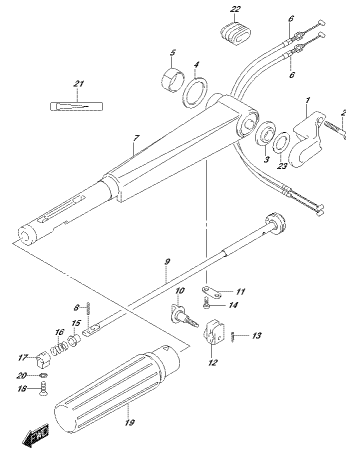
0218 04, 15A, P412, 016, 444D
FILE: 74007

FIG. 444E



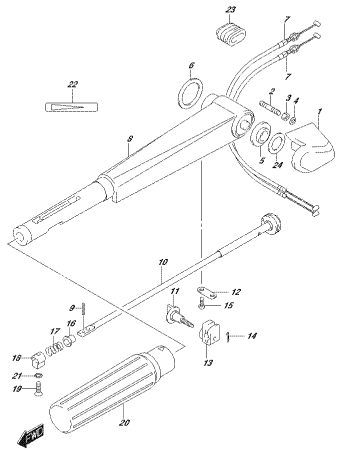
0218 04, 15A, P412, 016, 444E
FILE: 74007

FIG. 444F



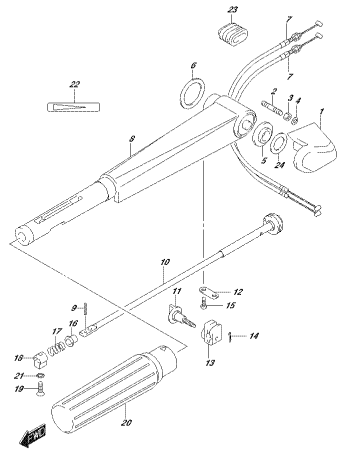
0218 04, 15A, P412, 016, 444F
FILE: 74007

FIG.444G



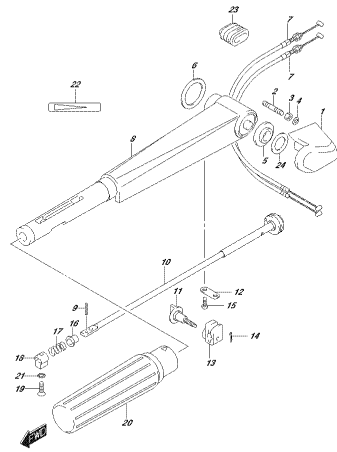
0703 04, 15A, P&L 016, 444G
TELCO-INDUST.C

FIG.444H



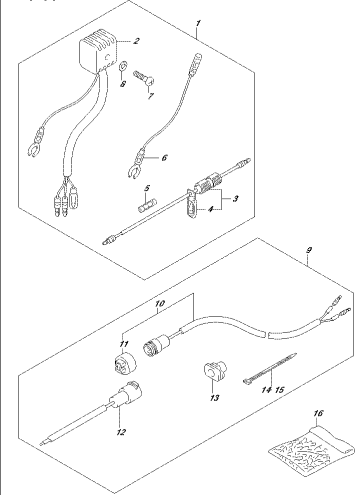
0703 04, 15A, P&L 016, 444H
TELCO-INDUST.C

FIG.444J



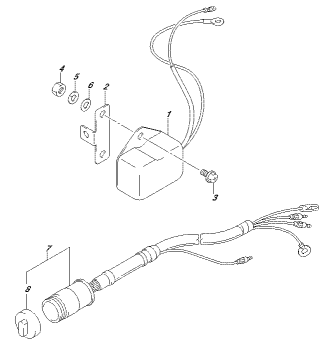
0703 04, 15A, P&L 016, 444J
TELCO-INDUST.C

FIG.551A



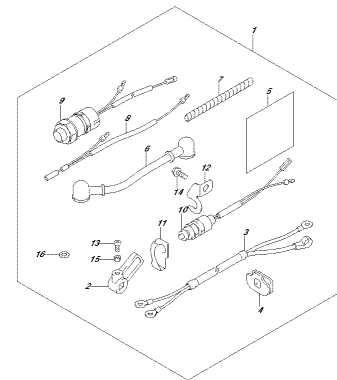
0703 04, 15A, P&L 016, 551A
OPT.ELECTRICAL (7)

FIG.552A



0703 04, 15A, P&L 016, 552A
OPT.ELECTRICAL (2)

FIG.560A



0703 04, 15A, P&L 016, 560A
OPT.STARTING INDIC

FIG.112A

FIG.112A (1-B-2) CYLINDER (DT9.9A P40)

REF NO.	PART NO.	DESCRIPTION	Q'TY	REMARKS
1	11110-90L40	CYLINDER HEAD	1	
2	11141-93960	GASKET, CYLINDER HEAD	1	
3	01580-08407	BOLT	10	
4	11300-90L30	CYLINDER ASSY	1	
5	04211-09109	.KNOCK PIN	2	
6	01560-06657	.BOLT	2	
7	01560-06457	.BOLT	2	
8	01560-08457	.BOLT	6	
9	14151-90L00	GASKET, EXHAUST COVER	2	
10	14131-90L10	PLATE, EXHAUST COVER	1	
11	14141-90L10	COVER, EXHAUST	1	
12	01550-06307	BOLT	9	
13	17681-90L10	COVER, THERMOSTAT	1	
14	17685-91D00	GASKET, THERMOSTAT COVER	1	
15	01550-06357	BOLT	3	
16	17670-93962	THERMOSTAT (50DEG)	1	

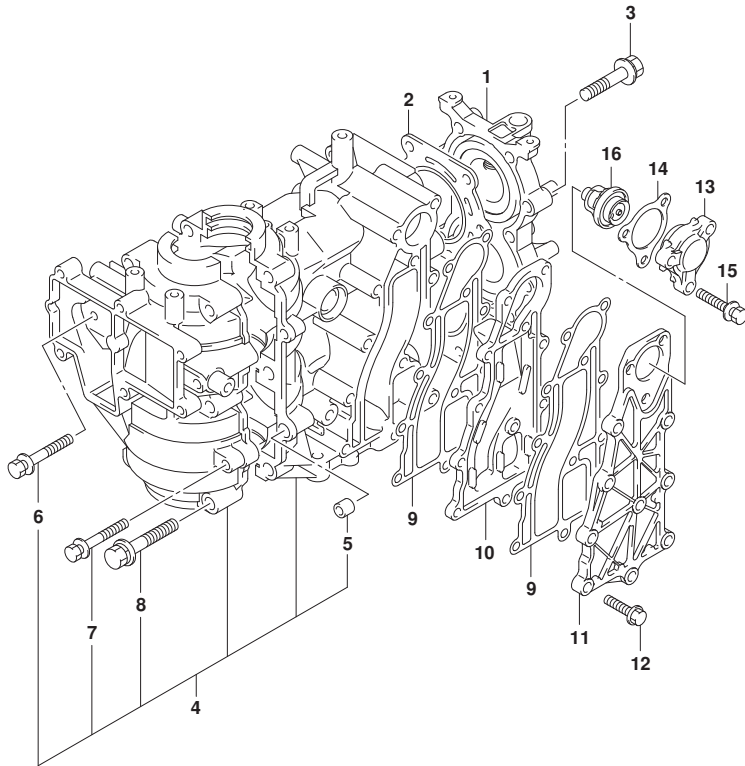


FIG.112B

FIG.112B (1-B-3) CYLINDER (DT9.9A P36)

REF NO.	PART NO.	DESCRIPTION	Q'TY	REMARKS
1	11110-90L40	CYLINDER HEAD	1	
2	11141-93960	GASKET, CYLINDER HEAD	1	
3	01580-08407	BOLT	10	
4	11300-90L30	CYLINDER ASSY	1	
5	04211-09109	.KNOCK PIN	2	
6	01560-06657	.BOLT	2	
7	01560-06457	.BOLT	2	
8	01560-08457	.BOLT	6	
9	14151-90L00	GASKET, EXHAUST COVER	2	
10	14131-90L10	PLATE, EXHAUST COVER	1	
11	14141-90L10	COVER, EXHAUST	1	
12	01550-06307	BOLT	9	
13	17681-90L10	COVER, THERMOSTAT	1	
14	17685-91D00	GASKET, THERMOSTAT COVER	1	
15	01550-06357	BOLT	3	
16	17670-93962	THERMOSTAT (50DEG)	1	

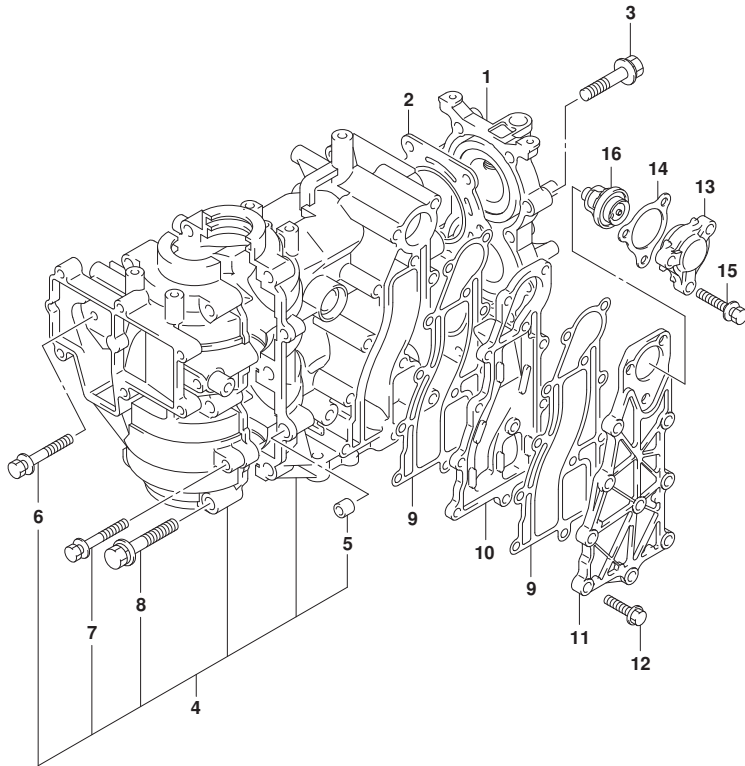


FIG.112C

FIG.112C (1-B-4) CYLINDER (DT9.9A P81)

REF NO.	PART NO.	DESCRIPTION	Q'TY	REMARKS
1	11110-90L40	CYLINDER HEAD	1	
2	11141-93960	GASKET, CYLINDER HEAD	1	
3	01580-08407	BOLT	10	
4	11300-90L30	CYLINDER ASSY	1	
5	04211-09109	.KNOCK PIN	2	
6	01560-06657	.BOLT	2	
7	01560-06457	.BOLT	2	
8	01560-08457	.BOLT	6	
9	14151-90L00	GASKET, EXHAUST COVER	2	
10	14131-90L10	PLATE, EXHAUST COVER	1	
11	14141-90L10	COVER, EXHAUST	1	
12	01550-06307	BOLT	9	
13	17681-90L10	COVER, THERMOSTAT	1	
14	17685-91D00	GASKET, THERMOSTAT COVER	1	
15	01550-06357	BOLT	3	
16	17670-93962	THERMOSTAT (50DEG)	1	

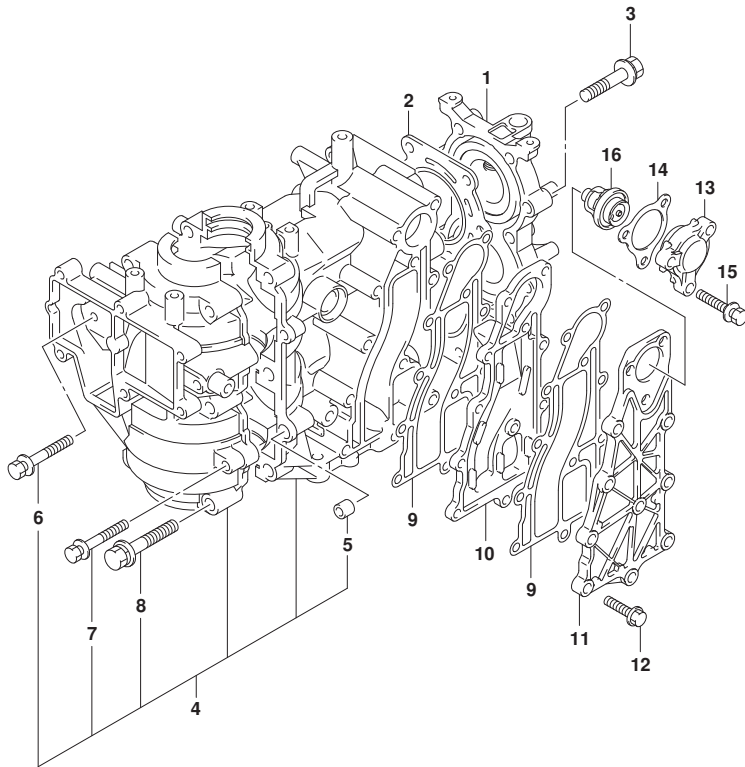


FIG.112D

FIG.112D (1-B-5) CYLINDER (DT9.9AK P40)

REF NO.	PART NO.	DESCRIPTION	Q'TY	REMARKS
1	11110-90L50	CYLINDER HEAD	1	
2	11141-93960	GASKET, CYLINDER HEAD	1	
3	01580-08407	BOLT	10	
4	11300-90L30	CYLINDER ASSY	1	
5	04211-09109	.KNOCK PIN	2	
6	01560-06657	.BOLT	2	
7	01560-06457	.BOLT	2	
8	01560-08457	.BOLT	6	
9	14151-90L00	GASKET, EXHAUST COVER	2	
10	14131-90L10	PLATE, EXHAUST COVER	1	
11	14141-90L10	COVER, EXHAUST	1	
12	01550-06307	BOLT	9	
13	17681-90L10	COVER, THERMOSTAT	1	
14	17685-91D00	GASKET, THERMOSTAT COVER	1	
15	01550-06357	BOLT	3	
16	17670-93953	THERMOSTAT (60DEG)	1	

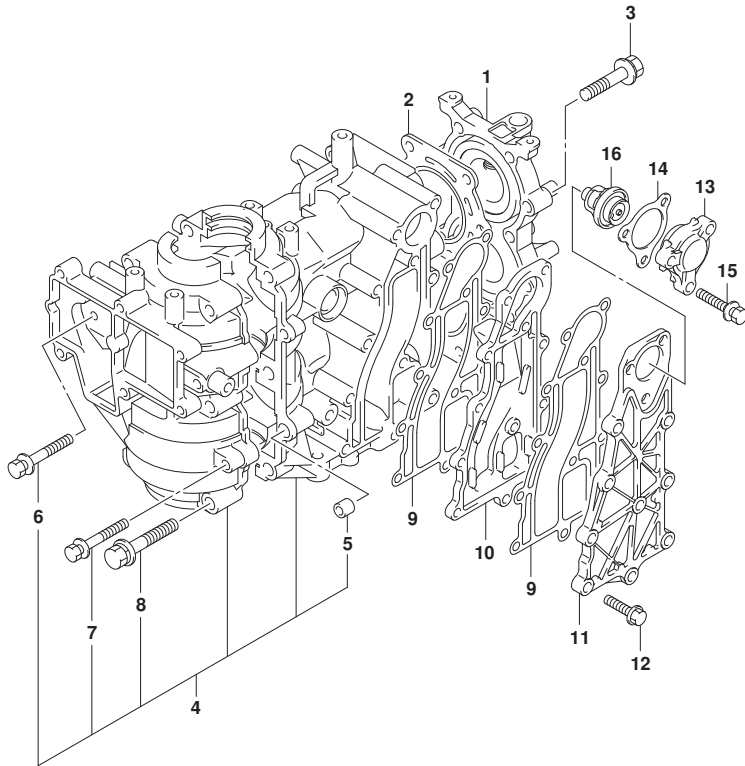


FIG.112E

FIG.112E (1-B-6) CYLINDER (DT9.9AK P36)

REF NO.	PART NO.	DESCRIPTION	Q'TY	REMARKS
1	11110-90L50	CYLINDER HEAD	1	
2	11141-93960	GASKET, CYLINDER HEAD	1	
3	01580-08407	BOLT	10	
4	11300-90L30	CYLINDER ASSY	1	
5	04211-09109	.KNOCK PIN	2	
6	01560-06657	.BOLT	2	
7	01560-06457	.BOLT	2	
8	01560-08457	.BOLT	6	
9	14151-90L00	GASKET, EXHAUST COVER	2	
10	14131-90L10	PLATE, EXHAUST COVER	1	
11	14141-90L10	COVER, EXHAUST	1	
12	01550-06307	BOLT	9	
13	17681-90L10	COVER, THERMOSTAT	1	
14	17685-91D00	GASKET, THERMOSTAT COVER	1	
15	01550-06357	BOLT	3	
16	17670-93953	THERMOSTAT (60DEG)	1	

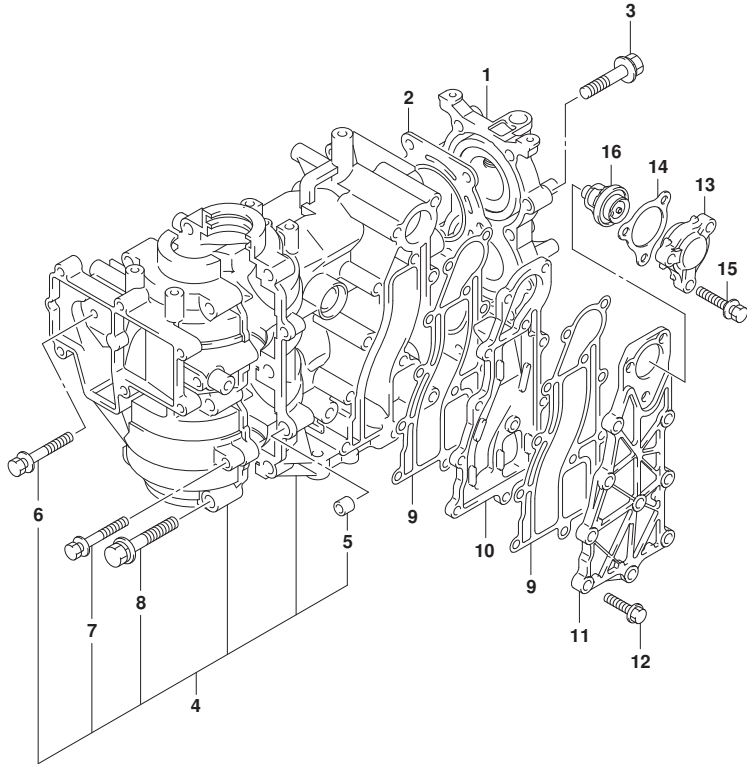


FIG.112F

FIG.112F (1-B-7) CYLINDER (DT15A P40)

REF NO.	PART NO.	DESCRIPTION	Q'TY	REMARKS
1	11110-90L40	CYLINDER HEAD	1	
2	11141-93960	GASKET, CYLINDER HEAD	1	
3	01580-08407	BOLT	10	
4	11300-90L30	CYLINDER ASSY	1	
5	04211-09109	.KNOCK PIN	2	
6	01560-06657	.BOLT	2	
7	01560-06457	.BOLT	2	
8	01560-08457	.BOLT	6	
9	14151-90L00	GASKET, EXHAUST COVER	2	
10	14131-90L10	PLATE, EXHAUST COVER	1	
11	14141-90L10	COVER, EXHAUST	1	
12	01550-06307	BOLT	9	
13	17681-90L10	COVER, THERMOSTAT	1	
14	17685-91D00	GASKET, THERMOSTAT COVER	1	
15	01550-06357	BOLT	3	
16	17670-93962	THERMOSTAT (50DEG)	1	

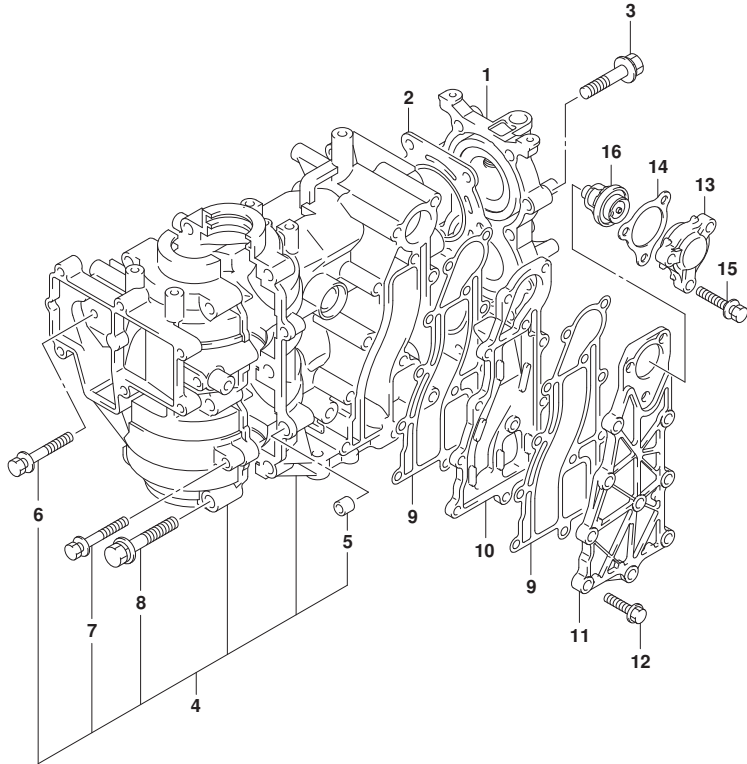


FIG.112G

FIG.112G (1-B-8) CYLINDER (DT15A P36)

REF NO.	PART NO.	DESCRIPTION	Q'TY	REMARKS
1	11110-90L40	CYLINDER HEAD	1	
2	11141-93960	GASKET, CYLINDER HEAD	1	
3	01580-08407	BOLT	10	
4	11300-90L30	CYLINDER ASSY	1	
5	04211-09109	.KNOCK PIN	2	
6	01560-06657	.BOLT	2	
7	01560-06457	.BOLT	2	
8	01560-08457	.BOLT	6	
9	14151-90L00	GASKET, EXHAUST COVER	2	
10	14131-90L10	PLATE, EXHAUST COVER	1	
11	14141-90L10	COVER, EXHAUST	1	
12	01550-06307	BOLT	9	
13	17681-90L10	COVER, THERMOSTAT	1	
14	17685-91D00	GASKET, THERMOSTAT COVER	1	
15	01550-06357	BOLT	3	
16	17670-93962	THERMOSTAT (50DEG)	1	

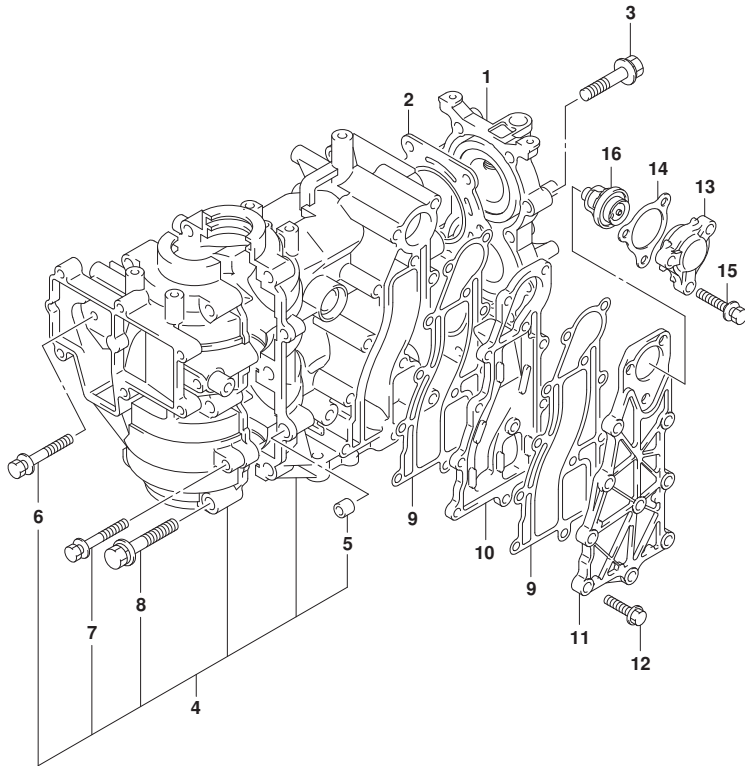


FIG.112H

FIG.112H (1-B-9) CYLINDER (DT15A P81)

REF NO.	PART NO.	DESCRIPTION	Q'TY	REMARKS
1	11110-90L40	CYLINDER HEAD	1	
2	11141-93960	GASKET, CYLINDER HEAD	1	
3	01580-08407	BOLT	10	
4	11300-90L30	CYLINDER ASSY	1	
5	04211-09109	.KNOCK PIN	2	
6	01560-06657	.BOLT	2	
7	01560-06457	.BOLT	2	
8	01560-08457	.BOLT	6	
9	14151-90L00	GASKET, EXHAUST COVER	2	
10	14131-90L10	PLATE, EXHAUST COVER	1	
11	14141-90L10	COVER, EXHAUST	1	
12	01550-06307	BOLT	9	
13	17681-90L10	COVER, THERMOSTAT	1	
14	17685-91D00	GASKET, THERMOSTAT COVER	1	
15	01550-06357	BOLT	3	
16	17670-93962	THERMOSTAT (50DEG)	1	

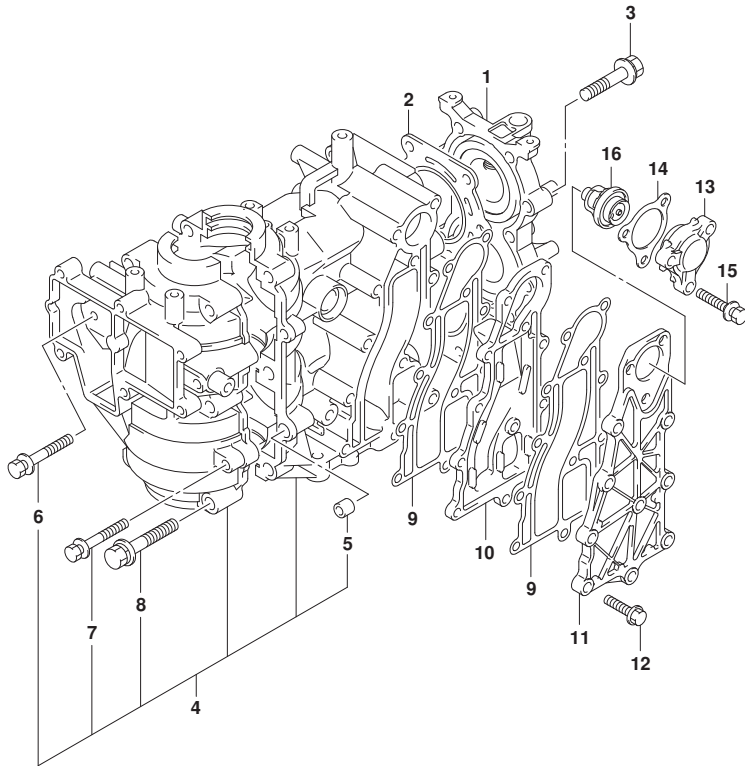


FIG.112J

FIG.112J (1-B-10) CYLINDER (DT15AK P36)

REF NO.	PART NO.	DESCRIPTION	Q'TY	REMARKS
1	11110-90L50	CYLINDER HEAD	1	
2	11141-93960	GASKET, CYLINDER HEAD	1	
3	01580-08407	BOLT	10	
4	11300-90L30	CYLINDER ASSY	1	
5	04211-09109	.KNOCK PIN	2	
6	01560-06657	.BOLT	2	
7	01560-06457	.BOLT	2	
8	01560-08457	.BOLT	6	
9	14151-90L00	GASKET, EXHAUST COVER	2	
10	14131-90L10	PLATE, EXHAUST COVER	1	
11	14141-90L10	COVER, EXHAUST	1	
12	01550-06307	BOLT	9	
13	17681-90L10	COVER, THERMOSTAT	1	
14	17685-91D00	GASKET, THERMOSTAT COVER	1	
15	01550-06357	BOLT	3	
16	17670-94402	THERMOSTAT (60DEG)	1	

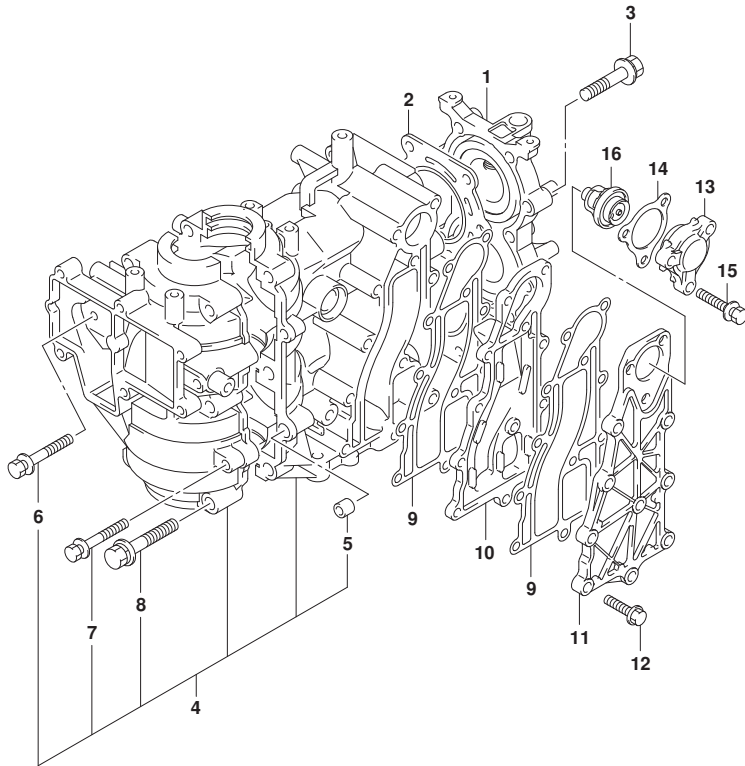


FIG.116A

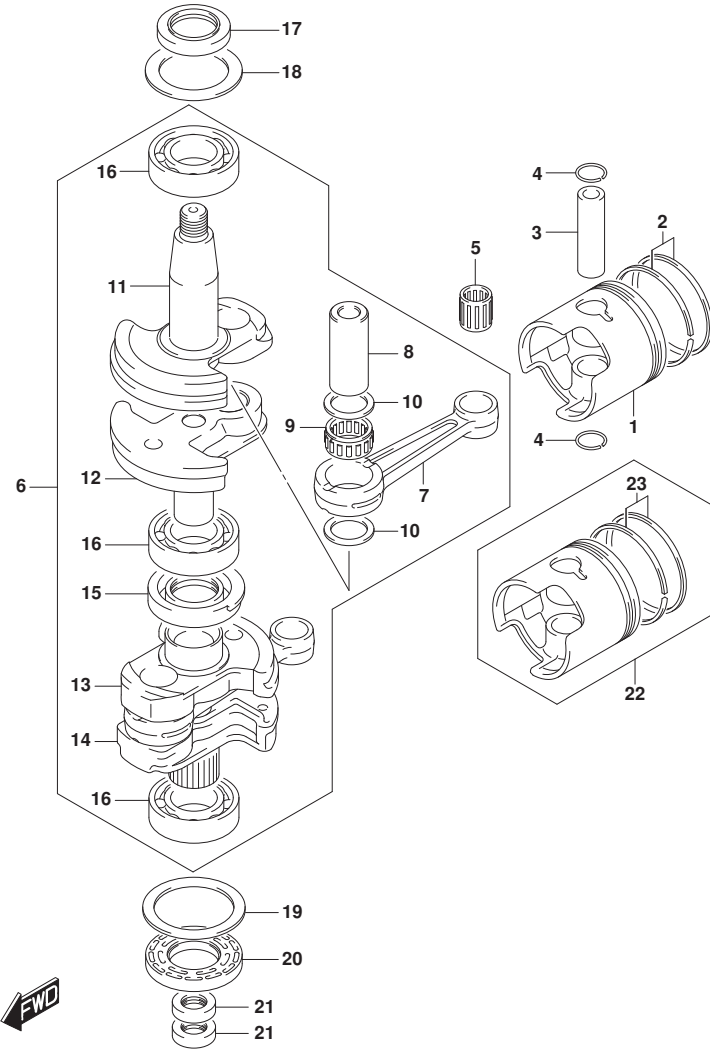


FIG.116A (1-B-11) CRANKSHAFT

REF NO.	PART NO.	DESCRIPTION	Q'TY	REMARKS
1	12110-90L00-0B0	PISTON	2	
2	12140-90L00	RING SET, PISTON	2	
3	12151-93100	PIN, PISTON	2	
4	09381-14001	SNAP RING	4	
5	09263-14022	BEARING (14X18X19.8)	2	
6	12200-95L01	CRANKSHAFT ASSY	1	
7	12161-93902	.ROD, CONNECTING	2	
8	12211-93900	.PIN, CRANK	2	
9	09263-20051	.BEARING (20X27X16)	2	
10	09160-20052	.WASHER (20X34X1)	4	
11	12221-95L00	.CRANKSHAFT, UPPER	1	
12	12231-95L01	.WHEEL, MIDDLE UPPER	1	
13	12232-95L00	.WHEEL, MIDDLE UNDER	1	
14	12240-95L00	.CRANKSHAFT, UNDER	1	
15	09289-30L01	.OIL SEAL (30X56.5X10)	1	
16	09262-25L09	.BEARING (25X52X15)	3	
17	09283-25035	OIL SEAL (25X40X7)	1	
18	09160-36003	WASHER (36X52X1)	1	
19	09160-46004	WASHER (44X57X2)	1	
20	09283-25075	OIL SEAL (25X52X7)	1	
21	09282-12L04	OIL SEAL (12X25X7)	2	
22	12100-90L00-050	PISTON/RING SET (OS:0.50)	2	OPT
23	12140-93140-050	.RING SET, PISTON (OS:0.50)	2	OPT

FIG.125A

FIG.125A (1-B-12) INLET CASE (DT9.9A P40)

REF NO.	PART NO.	DESCRIPTION	Q'TY	REMARKS
1	13150-95L00	REED VALVE ASSY	1	
2	13153-90L00	.REED VALVE	2	
3	13152-95L00	.STOPPER, REED VALVE	2	
4	02112-3306A	.SCREW	6	
5	12481-90L00	CASE, INLET	1	
6	01550-06357	BOLT	4	
7	13811-93950	CASE, SILENCER	1	
8	13812-93900	COVER, SILENCER	1	
9	03542-05169	SCREW	3	
10	13125-91D00	GASKET, CARBURETOR	1	
11	12485-93900	PIECE, INLET CASE	1	
12	13633-93900	LEVER, CHOKE	1	
13	09148-06008	NUT	1	
14	01550-06907	BOLT	2	
15	09160-06066	WASHER (6.5X20X1.6)	2	
16	01421-06307	STUD BOLT	2	
17	08316-10067	NUT	2	

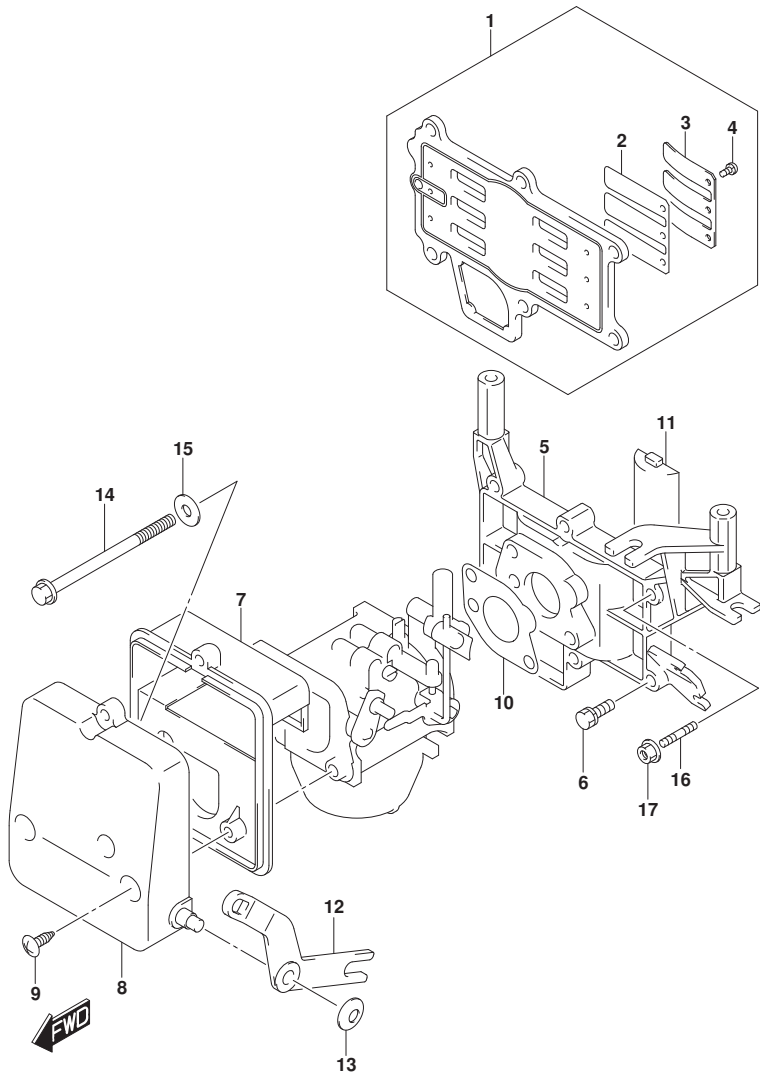


FIG.125B

FIG.125B (1-B-13) INLET CASE (DT9.9A P36)

REF NO.	PART NO.	DESCRIPTION	Q'TY	REMARKS
1	13150-95L00	REED VALVE ASSY	1	
2	13153-90L00	.REED VALVE	2	
3	13152-95L00	.STOPPER, REED VALVE	2	
4	02112-3306A	.SCREW	6	
5	12481-90L00	CASE, INLET	1	
6	01550-06357	BOLT	4	
7	13811-93950	CASE, SILENCER	1	
8	13812-93900	COVER, SILENCER	1	
9	03542-05169	SCREW	3	
10	13125-91D00	GASKET, CARBURETOR	1	
11	12485-93900	PIECE, INLET CASE	1	
12	13633-93900	LEVER, CHOKE	1	
13	09148-06008	NUT	1	
14	01550-06907	BOLT	2	
15	09160-06066	WASHER (6.5X20X1.6)	2	
16	01421-06307	STUD BOLT	2	
17	08316-10067	NUT	2	

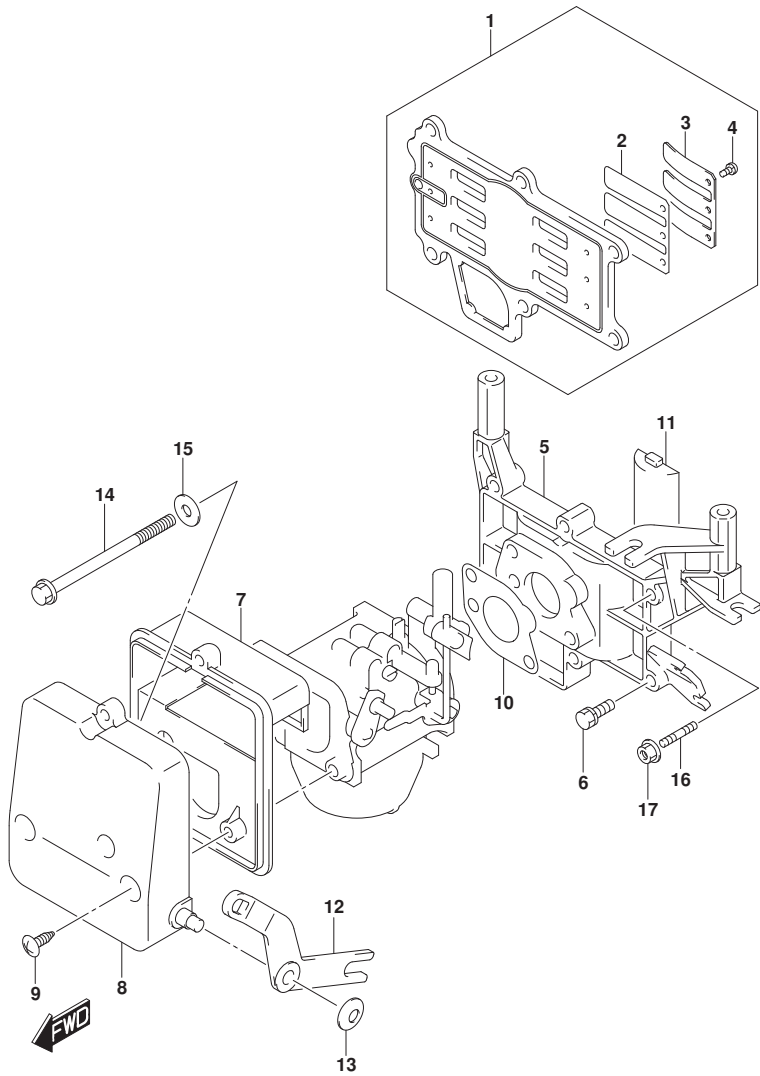


FIG.125C

FIG.125C (1-B-14) INLET CASE (DT9.9A P81)

REF NO.	PART NO.	DESCRIPTION	Q'TY	REMARKS
1	13150-95L00	REED VALVE ASSY	1	
2	13153-90L00	.REED VALVE	2	
3	13152-95L00	.STOPPER, REED VALVE	2	
4	02112-3306A	.SCREW	6	
5	12481-90L00	CASE, INLET	1	
6	01550-06357	BOLT	4	
7	13811-93950	CASE, SILENCER	1	
8	13812-93900	COVER, SILENCER	1	
9	03542-05169	SCREW	3	
10	13125-91D00	GASKET, CARBURETOR	1	
11	12485-93900	PIECE, INLET CASE	1	
12	13633-93900	LEVER, CHOKE	1	
13	09148-06008	NUT	1	
14	01550-06907	BOLT	2	
15	09160-06066	WASHER (6.5X20X1.6)	2	
16	01421-06307	STUD BOLT	2	
17	08316-10067	NUT	2	

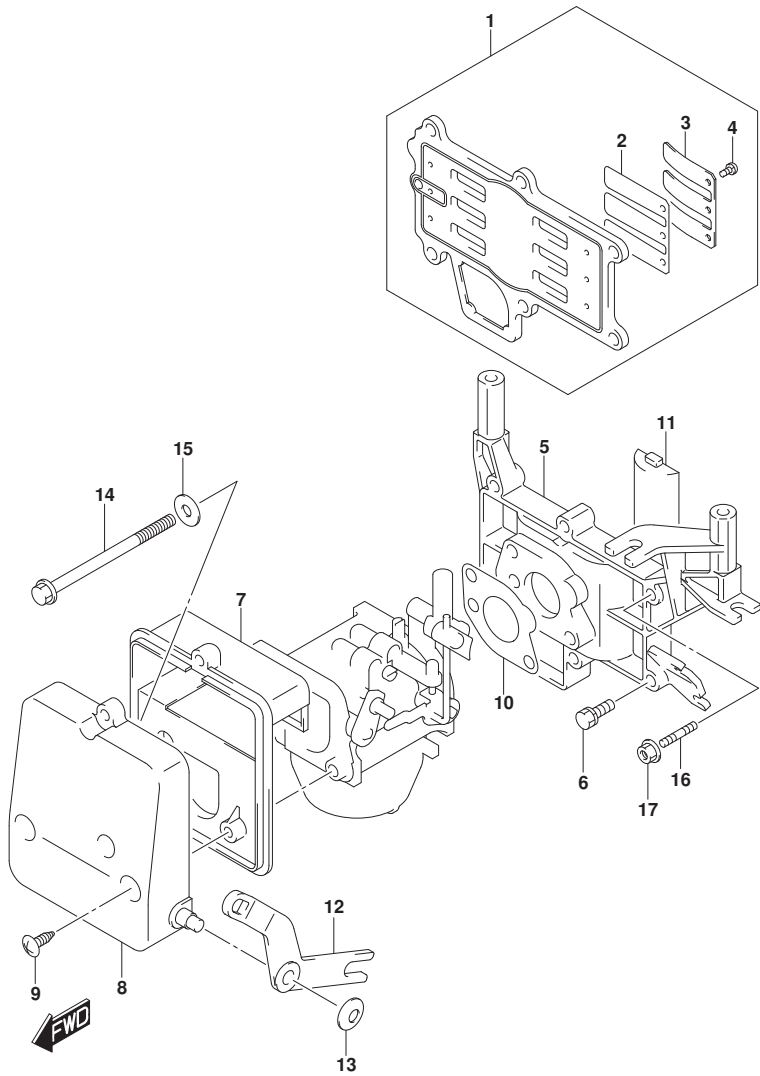


FIG.125D

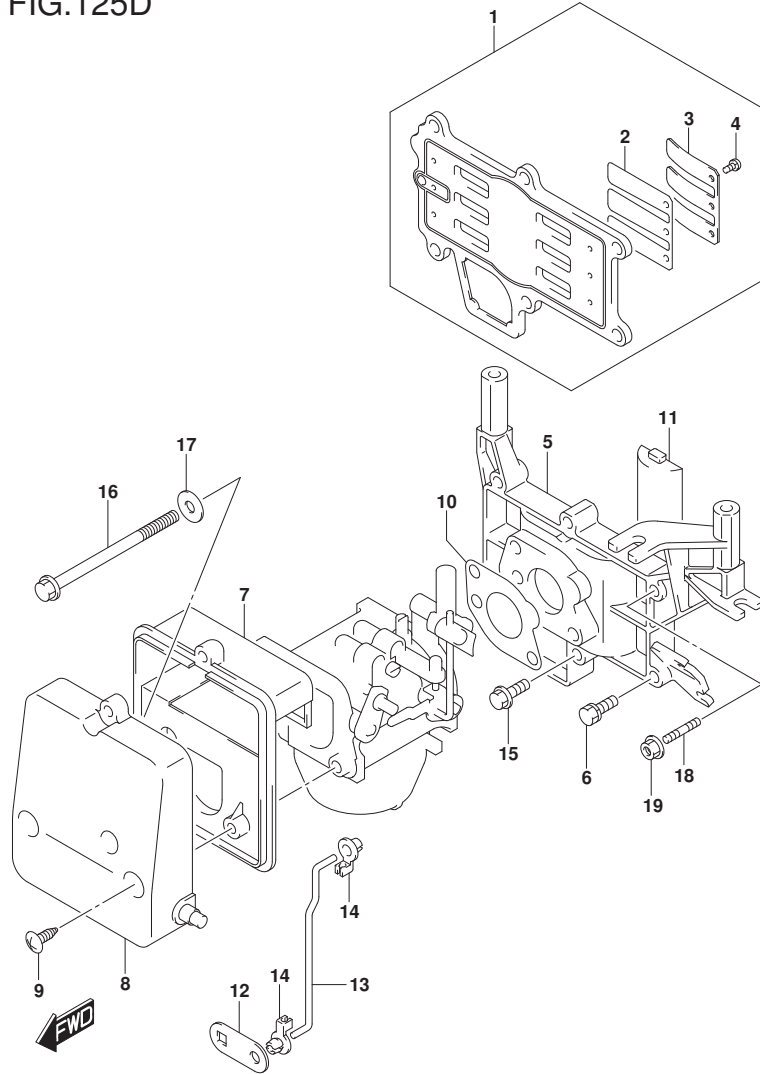


FIG.125D (1-B-15) INLET CASE (DT9.9AK P40)

REF NO.	PART NO.	DESCRIPTION	Q'TY	REMARKS
1	13150-90L20	REED VALVE ASSY	1	
2	13153-90L00	.REED VALVE	2	
3	13152-90L20	.STOPPER, REED VALVE	2	
4	02112-3306A	.SCREW	6	
5	12481-90L00	CASE, INLET	1	
6	01550-06357	BOLT	4	
7	13811-93950	CASE, SILENCER	1	
8	13812-93900	COVER, SILENCER	1	
9	03542-05169	SCREW	3	
10	13125-91D00	GASKET, CARBURETOR	1	
11	12485-93900	PIECE, INLET CASE	1	
12	13633-93950	LEVER, CHOKE	1	
13	13634-93952	ROD, CHOKE LEVER	1	
14	13635-93950	CONNECTOR, CHOKE	2	
15	01550-05127	BOLT	1	
16	01550-06907	BOLT	2	
17	09160-06066	WASHER (6.5X20X1.6)	2	
18	01421-06307	STUD BOLT	2	
19	08316-10067	NUT	2	

FIG.125E

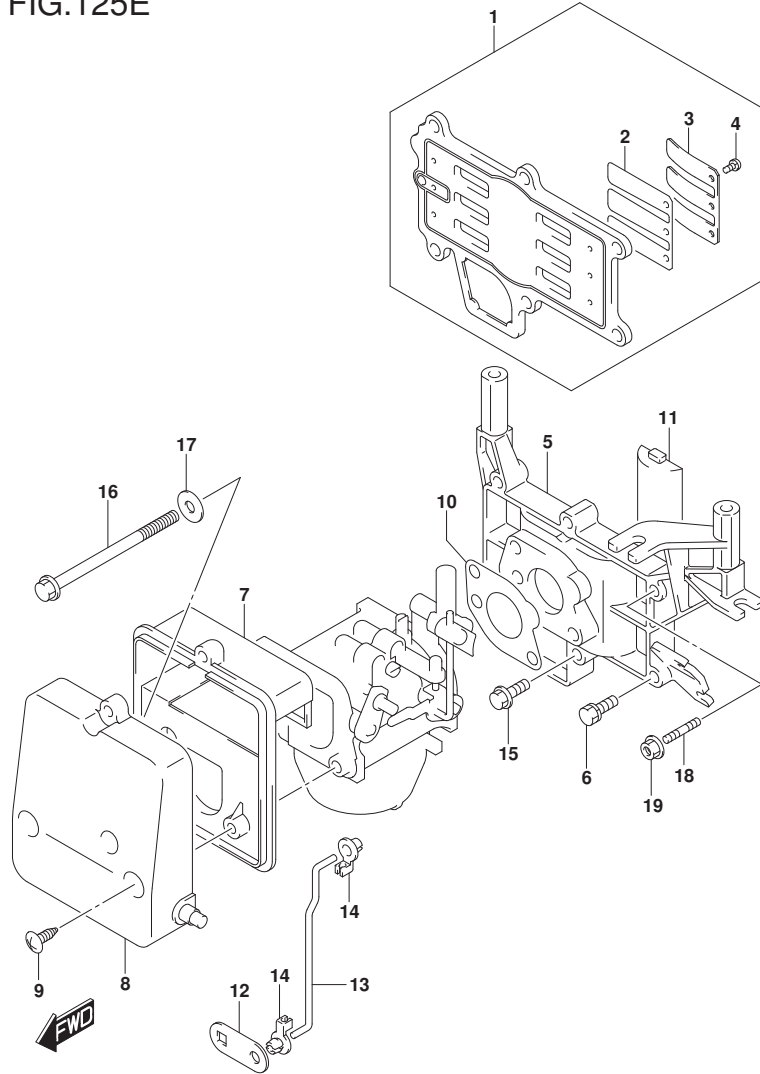


FIG.125E (1-C-2) INLET CASE (DT9.9AK P36)

REF NO.	PART NO.	DESCRIPTION	Q'TY	REMARKS
1	13150-90L20	REED VALVE ASSY	1	
2	13153-90L00	.REED VALVE	2	
3	13152-90L20	.STOPPER, REED VALVE	2	
4	02112-3306A	.SCREW	6	
5	12481-90L00	CASE, INLET	1	
6	01550-06357	BOLT	4	
7	13811-93950	CASE, SILENCER	1	
8	13812-93900	COVER, SILENCER	1	
9	03542-05169	SCREW	3	
10	13125-91D00	GASKET, CARBURETOR	1	
11	12485-93900	PIECE, INLET CASE	1	
12	13633-93950	LEVER, CHOKE	1	
13	13634-93952	ROD, CHOKE LEVER	1	
14	13635-93950	CONNECTOR, CHOKE	2	
15	01550-05127	BOLT	1	
16	01550-06907	BOLT	2	
17	09160-06066	WASHER (6.5X20X1.6)	2	
18	01421-06307	STUD BOLT	2	
19	08316-10067	NUT	2	

FIG.125F

FIG.125F (1-C-3) INLET CASE (DT15A P40)

REF NO.	PART NO.	DESCRIPTION	Q'TY	REMARKS
1	13150-90L00	REED VALVE ASSY	1	
2	13153-90L00	.REED VALVE	2	
3	13152-90L00	.STOPPER, REED VALVE	2	
4	02112-3306A	.SCREW	6	
5	12481-90L00	CASE, INLET	1	
6	01550-06357	BOLT	4	
7	13811-93950	CASE, SILENCER	1	
8	13812-93900	COVER, SILENCER	1	
9	03542-05169	SCREW	3	
10	13125-91D00	GASKET, CARBURETOR	1	
11	12485-93900	PIECE, INLET CASE	1	
12	13633-93900	LEVER, CHOKE	1	
13	09148-06008	NUT	1	
14	01550-06907	BOLT	2	
15	09160-06066	WASHER (6.5X20X1.6)	2	
16	01421-06307	STUD BOLT	2	
17	08316-10067	NUT	2	

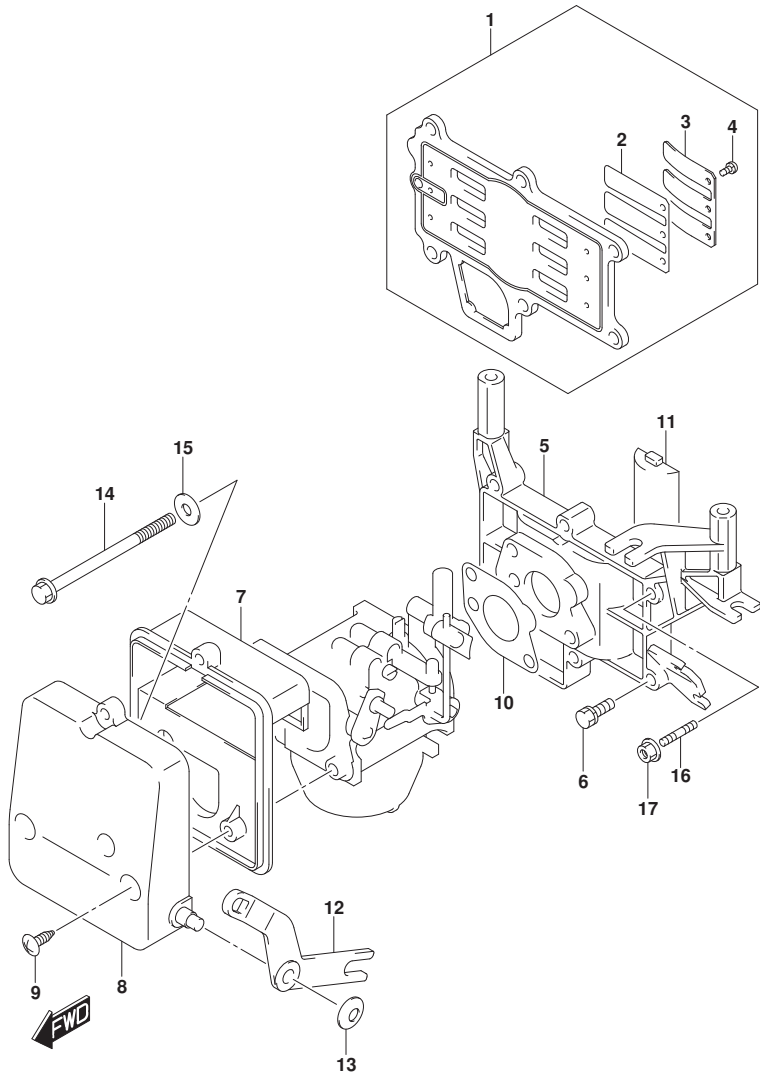


FIG.125G

FIG.125G (1-C-4) INLET CASE (DT15A P36)

REF NO.	PART NO.	DESCRIPTION	Q'TY	REMARKS
1	13150-90L00	REED VALVE ASSY	1	
2	13153-90L00	.REED VALVE	2	
3	13152-90L00	.STOPPER, REED VALVE	2	
4	02112-3306A	.SCREW	6	
5	12481-90L00	CASE, INLET	1	
6	01550-06357	BOLT	4	
7	13811-93950	CASE, SILENCER	1	
8	13812-93900	COVER, SILENCER	1	
9	03542-05169	SCREW	3	
10	13125-91D00	GASKET, CARBURETOR	1	
11	12485-93900	PIECE, INLET CASE	1	
12	13633-93900	LEVER, CHOKE	1	
13	09148-06008	NUT	1	
14	01550-06907	BOLT	2	
15	09160-06066	WASHER (6.5X20X1.6)	2	
16	01421-06307	STUD BOLT	2	
17	08316-10067	NUT	2	

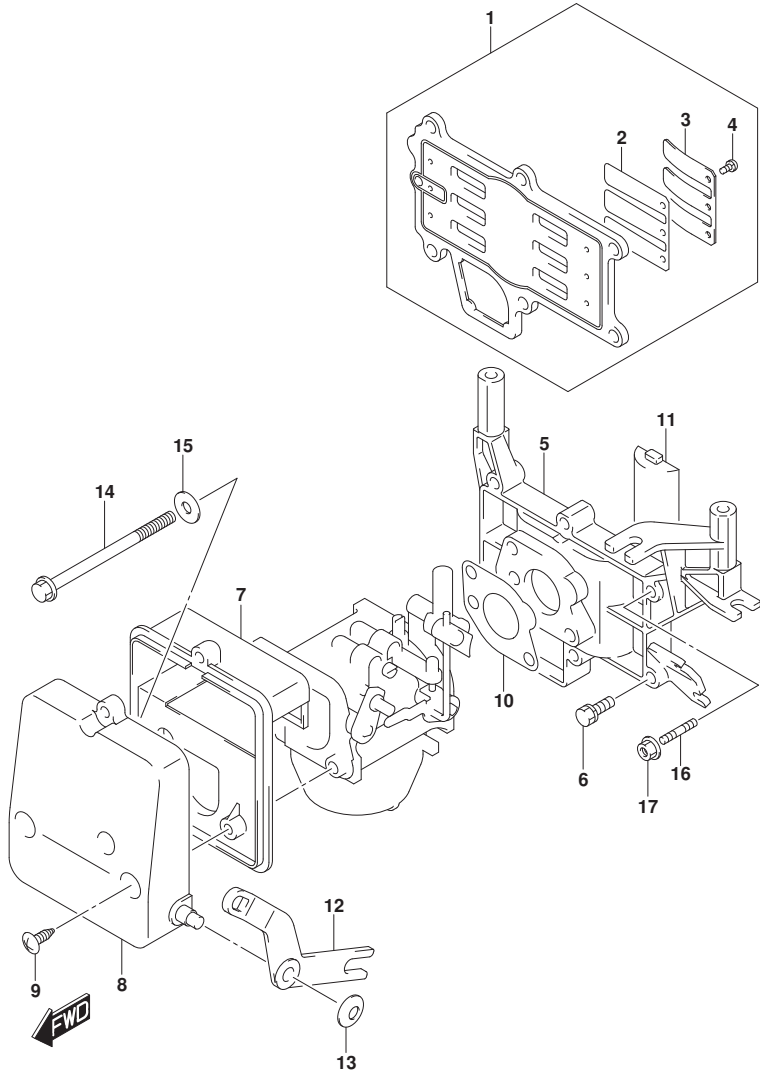


FIG.125H

FIG.125H (1-C-5) INLET CASE (DT15A P81)

REF NO.	PART NO.	DESCRIPTION	Q'TY	REMARKS
1	13150-90L00	REED VALVE ASSY	1	
2	13153-90L00	.REED VALVE	2	
3	13152-90L00	.STOPPER, REED VALVE	2	
4	02112-3306A	.SCREW	6	
5	12481-90L00	CASE, INLET	1	
6	01550-06357	BOLT	4	
7	13811-93950	CASE, SILENCER	1	
8	13812-93900	COVER, SILENCER	1	
9	03542-05169	SCREW	3	
10	13125-91D00	GASKET, CARBURETOR	1	
11	12485-93900	PIECE, INLET CASE	1	
12	13633-93900	LEVER, CHOKE	1	
13	09148-06008	NUT	1	
14	01550-06907	BOLT	2	
15	09160-06066	WASHER (6.5X20X1.6)	2	
16	01421-06307	STUD BOLT	2	
17	08316-10067	NUT	2	

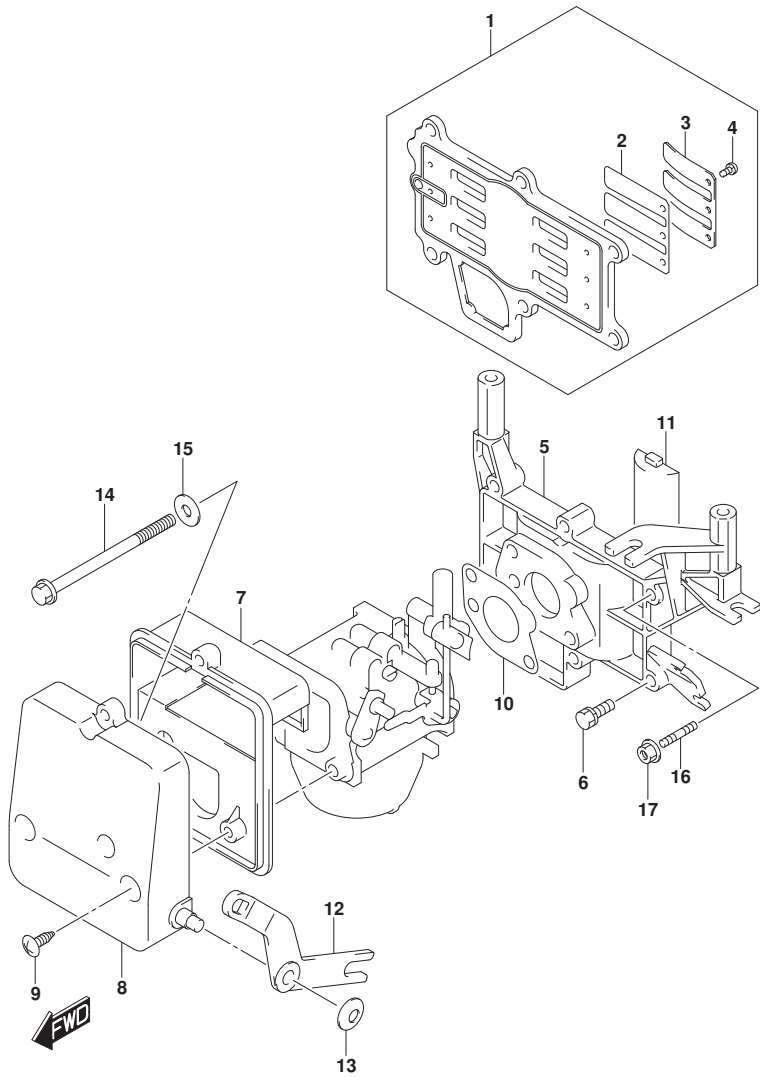


FIG.125J

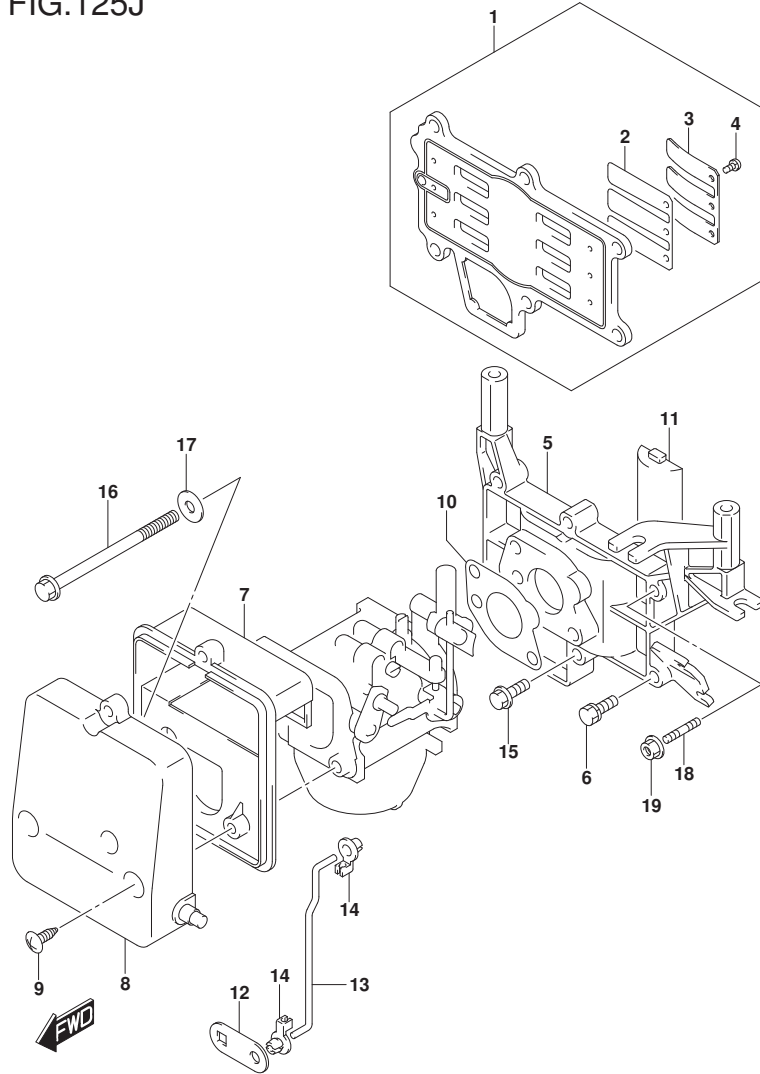


FIG.125J (1-C-6) INLET CASE (DT15AK P36)

REF NO.	PART NO.	DESCRIPTION	Q'TY	REMARKS
1	13150-90L00	REED VALVE ASSY	1	
2	13153-90L00	.REED VALVE	2	
3	13152-90L00	.STOPPER, REED VALVE	2	
4	02112-3306A	.SCREW	6	
5	12481-90L00	CASE, INLET	1	
6	01550-06357	BOLT	4	
7	13811-93950	CASE, SILENCER	1	
8	13812-93900	COVER, SILENCER	1	
9	03542-05169	SCREW	3	
10	13125-91D00	GASKET, CARBURETOR	1	
11	12485-93900	PIECE, INLET CASE	1	
12	13633-93950	LEVER, CHOKE	1	
13	13634-93952	ROD, CHOKE LEVER	1	
14	13635-93950	CONNECTOR, CHOKE	2	
15	01550-05127	BOLT	1	
16	01550-06907	BOLT	2	
17	09160-06066	WASHER (6.5X20X1.6)	2	
18	01421-06307	STUD BOLT	2	
19	08316-10067	NUT	2	

FIG.128A

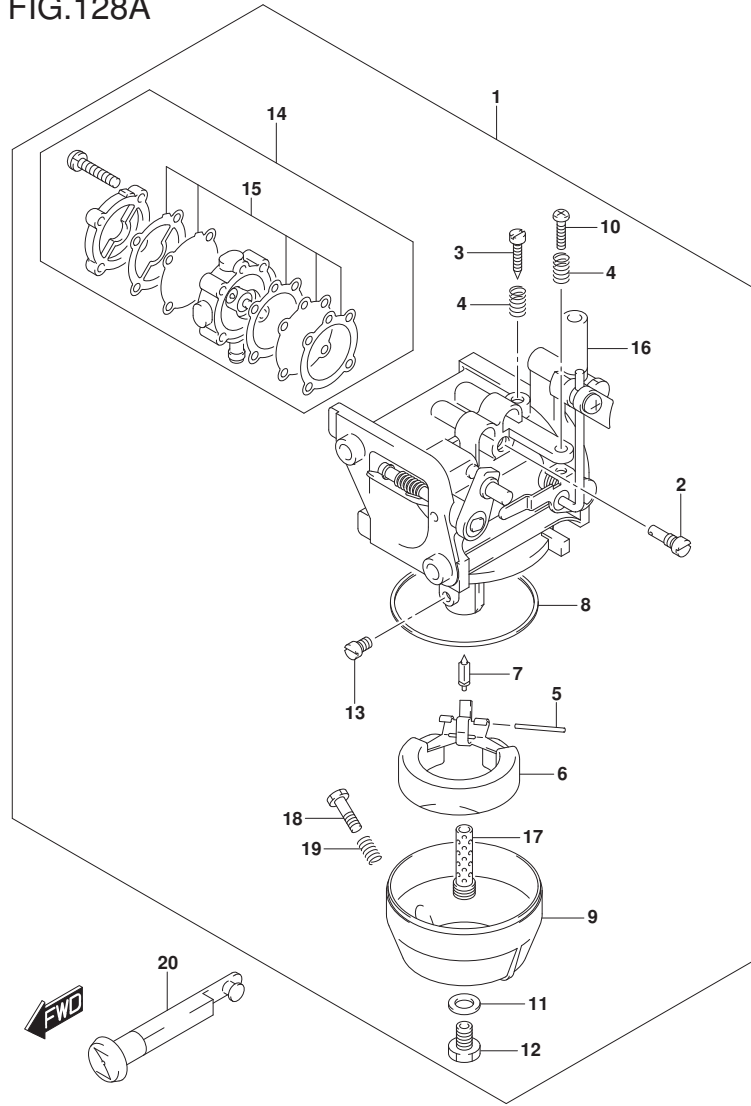


FIG.128A (1-C-7) CARBURETOR (DT9.9A P40)

REF NO.	PART NO.	DESCRIPTION	Q'TY	REMARKS
1	13200-91D21	CARBURETOR ASSY	1	
2	09492-57003	.JET, PILOT (57.5)	1	
3	13661-93900	.SCREW, PILOT	1	
4	13268-96111	.SPRING, THROTTLE	2	
5	13254-98100	.PIN, FLOAT	1	
6	13250-98110	.FLOAT	1	
7	13371-98100	.NEEDLE ASSY	1	
8	13251-98100	.GASKET, FLOAT CHAMBER	1	
9	13245-98110	.CHAMBER, FLOAT	1	
10	13267-93900	.SCREW, THROTTLE STOP	1	
11	13343-98100	.GASKET	1	
12	13613-98100	.BOLT	1	
13	09491-25014	.JET, MAIN (125)	1	
14	15100-93911	.PUMP ASSY, SET	1	
15	15170-93911	.DIAPHRAGM SET	1	
16	13521-93910	.RING	1	
17	13235-91D00	.NOZZLE, MAIN	1	
18	13616-93900	.ADJUSTER	1	
19	13268-96111	.SPRING	1	
20	13631-93910	KNOB, CHOKE LEVER	1	

FIG.128B

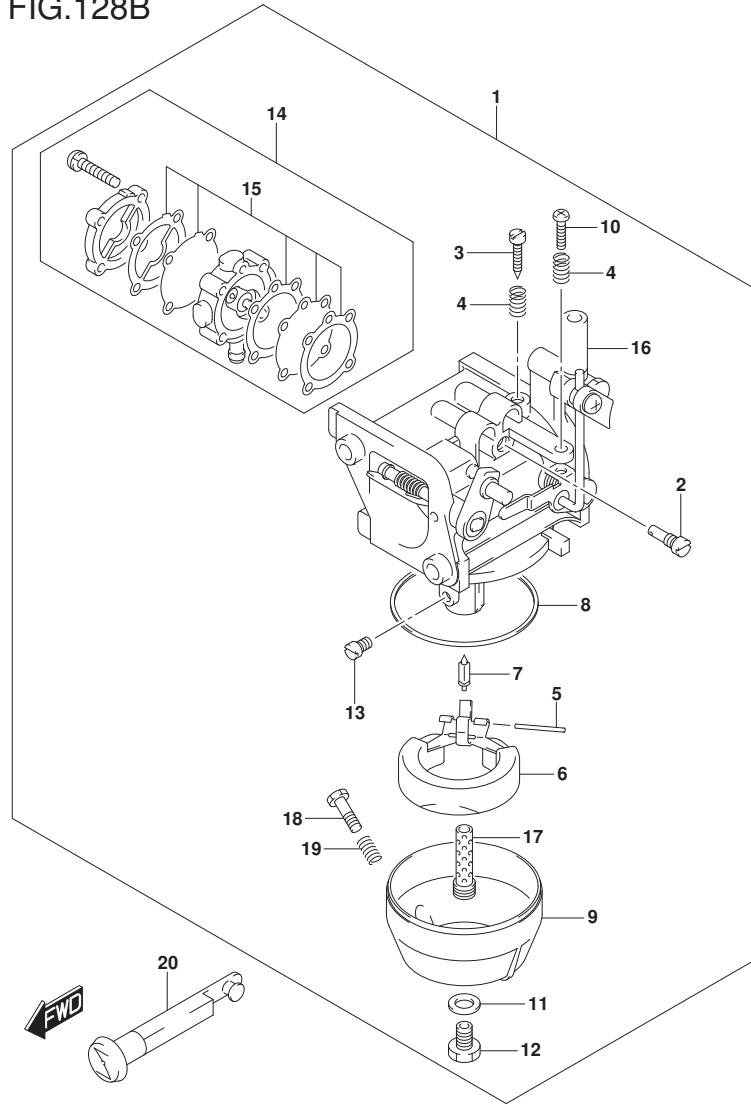


FIG.128B (1-C-8) CARBURETOR (DT9.9A P36)

REF NO.	PART NO.	DESCRIPTION	Q'TY	REMARKS
1	13200-91D21	CARBURETOR ASSY	1	
2	09492-57003	.JET, PILOT (57.5)	1	
3	13661-93900	.SCREW, PILOT	1	
4	13268-96111	.SPRING, THROTTLE	2	
5	13254-98100	.PIN, FLOAT	1	
6	13250-98110	.FLOAT	1	
7	13371-98100	.NEEDLE ASSY	1	
8	13251-98100	.GASKET, FLOAT CHAMBER	1	
9	13245-98110	.CHAMBER, FLOAT	1	
10	13267-93900	.SCREW, THROTTLE STOP	1	
11	13343-98100	.GASKET	1	
12	13613-98100	.BOLT	1	
13	09491-25014	.JET, MAIN (125)	1	
14	15100-93911	.PUMP ASSY, SET	1	
15	15170-93911	.DIAPHRAGM SET	1	
16	13521-93910	.RING	1	
17	13235-91D00	.NOZZLE, MAIN	1	
18	13616-93900	.ADJUSTER	1	
19	13268-96111	.SPRING	1	
20	13631-93910	KNOB, CHOKE LEVER	1	

FIG.128C

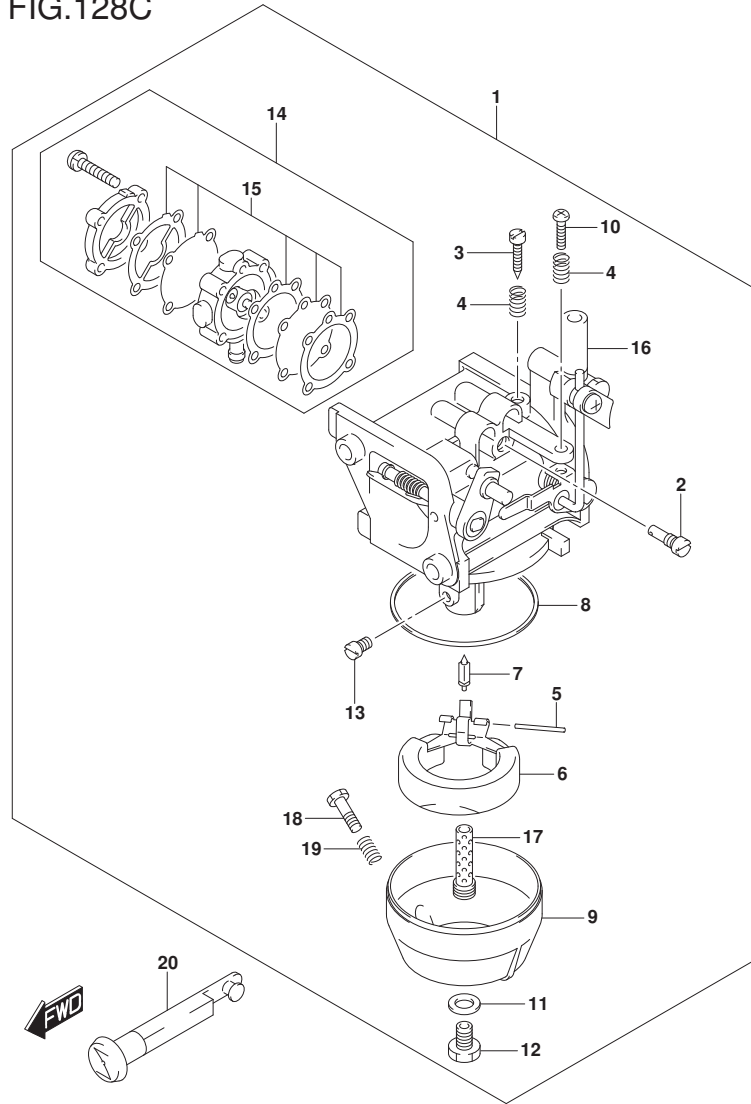


FIG.128C (1-C-9) CARBURETOR (DT9.9A P81)

REF NO.	PART NO.	DESCRIPTION	Q'TY	REMARKS
1	13200-91D21	CARBURETOR ASSY	1	
2	09492-57003	.JET, PILOT (57.5)	1	
3	13661-93900	.SCREW, PILOT	1	
4	13268-96111	.SPRING, THROTTLE	2	
5	13254-98100	.PIN, FLOAT	1	
6	13250-98110	.FLOAT	1	
7	13371-98100	.NEEDLE ASSY	1	
8	13251-98100	.GASKET, FLOAT CHAMBER	1	
9	13245-98110	.CHAMBER, FLOAT	1	
10	13267-93900	.SCREW, THROTTLE STOP	1	
11	13343-98100	.GASKET	1	
12	13613-98100	.BOLT	1	
13	09491-25014	.JET, MAIN (125)	1	
14	15100-93911	.PUMP ASSY, SET	1	
15	15170-93911	.DIAPHRAGM SET	1	
16	13521-93910	.RING	1	
17	13235-91D00	.NOZZLE, MAIN	1	
18	13616-93900	.ADJUSTER	1	
19	13268-96111	.SPRING	1	
20	13631-93910	KNOB, CHOKE LEVER	1	

FIG.128D

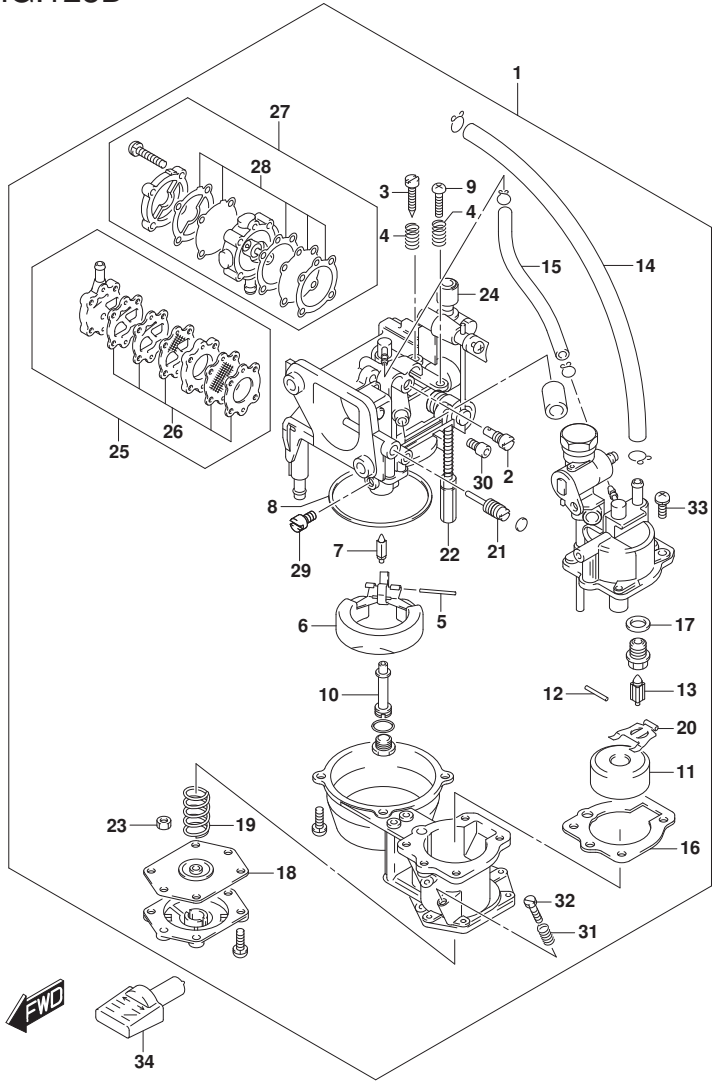


FIG.128D (1-C-10) CARBURETOR (DT9.9AK P40)

REF NO.	PART NO.	DESCRIPTION	Q'TY	REMARKS
1	13200-939H1	CARBURETOR ASSY	1	
2	09492-55009	.JET, PILOT (55)	1	
3	13661-93900	.SCREW, PILOT	1	
4	13268-96111	.SPRING, THROTTLE	2	
5	13254-98100	.PIN, FLOAT	1	
6	13250-98110	.FLOAT	1	
7	13371-98100	.NEEDLE	1	
8	13251-98100	.GASKET, FLOAT CHAMBER	1	
9	13267-93900	.SCREW, THROTTLE STOP	1	
10	13235-93950	.NOZZLE	1	
11	13270-94350	.FLOAT	1	
12	13254-98410	.PIN	1	
13	13370-94350	.VALVE ASSY, NEEDLE	1	
14	09355-45855-600	.HOSE (4.5X8.5X600)	1	
15	13652-93950	.HOSE	1	
16	13265-93950	.GASKET	1	
17	13392-58600	.PACKING	1	
18	13450-93950	.MEMBRANE ASSY	1	
19	13441-94350	.SPRING	1	
20	13282-94350	.ARM	1	
21	13443-94350	.VALVE ASSY	1	
22	13599-95211	.NUT	1	
23	13599-95210	.NUT	1	
24	13521-93910	.RING	1	
25	15100-93951	.PUMP ASSY, FUEL	1	FOR GASOLINE
26	15170-93951	..DIAPHRAGM SET	1	FOR GASOLINE
27	15100-93911	.PUMP ASSY, FUEL	1	FOR KEROSENE
28	15170-93911	..DIAPHRAGM SET	1	FOR KEROSENE
29	09491-20025	.JET, MAIN (102.5)	1	
30	09493-32003	.JET AIR (1.6)	1	
31	13268-96111	.SPRING	2	
32	13616-93900	.ADJUSTER	1	
33	13249-93900	.SCREW	8	
34	13631-93960	KNOB, CHOKE LEVER	1	

FIG.128E

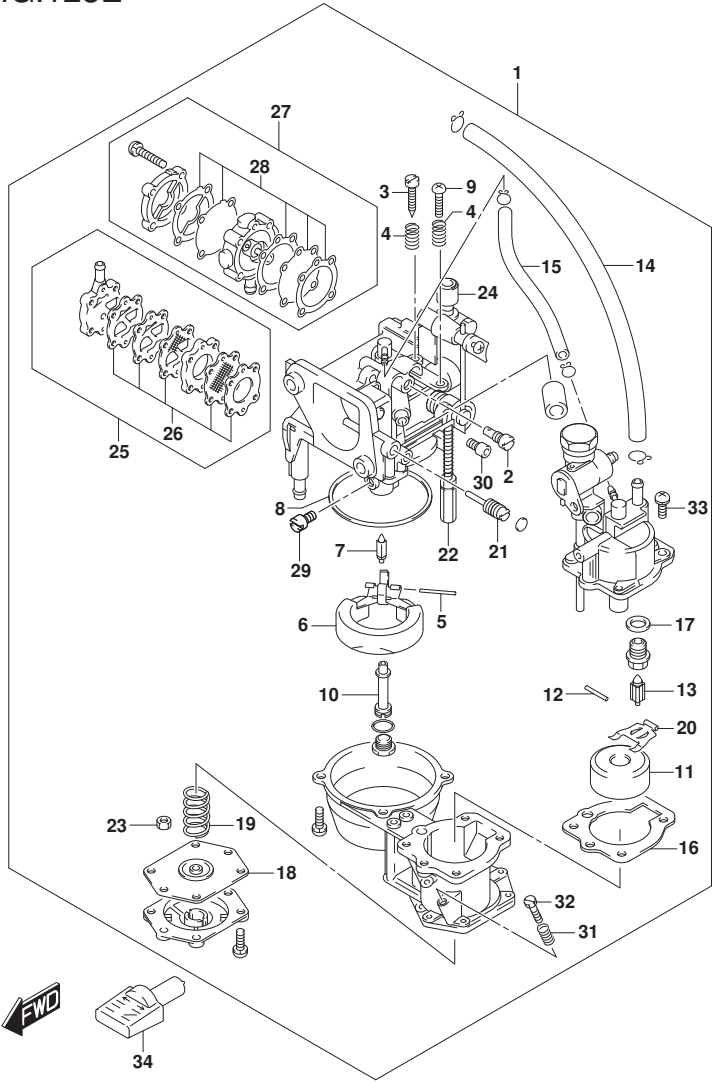


FIG.128E (1-C-11) CARBURETOR (DT9.9AK P36)

REF NO.	PART NO.	DESCRIPTION	Q'TY	REMARKS
1	13200-939B1	CARBURETOR ASSY	1	
2	09492-40010	.JET, PILOT (40)	1	
3	13661-93900	.SCREW, PILOT	1	
4	13268-96111	.SPRING, THROTTLE	2	
5	13254-98100	.PIN, FLOAT	1	
6	13250-98110	.FLOAT	1	
7	13371-98100	.NEEDLE	1	
8	13251-98100	.GASKET, FLOAT CHAMBER	1	
9	13267-93900	.SCREW, THROTTLE STOP	1	
10	13235-93950	.NOZZLE	1	
11	13270-94350	.FLOAT	1	
12	13254-98410	.PIN	1	
13	13370-94350	.VALVE ASSY, NEEDLE	1	
14	09355-45855-600	.HOSE (4.5X8.5X600)	1	
15	13652-93950	.HOSE	1	
16	13265-93950	.GASKET	1	
17	13392-58600	.PACKING	1	
18	13450-93950	.MEMBRANE ASSY	1	
19	13441-94350	.SPRING	1	
20	13282-94350	.ARM	1	
21	13443-94350	.VALVE ASSY	1	
22	13599-95211	.NUT	1	
23	13599-95210	.NUT	1	
24	13521-93910	.RING	1	
25	15100-93951	.PUMP ASSY, FUEL	1	FOR GASOLINE
26	15170-93951	.DIAPHRAGM SET	1	FOR GASOLINE
27	15100-93911	.PUMP ASSY, FUEL	1	FOR KEROSENE
28	15170-93911	.DIAPHRAGM SET	1	FOR KEROSENE
29	09491-75008	.JET, MAIN (75)	1	
30	09493-30004	.JET, PILOT AIR (1.5)	1	
31	13268-96111	.SPRING	2	
32	13616-93900	.ADJUSTER	1	
33	13249-93900	.SCREW	8	
34	13631-93960	KNOB, CHOKE LEVER	1	

FIG.128F

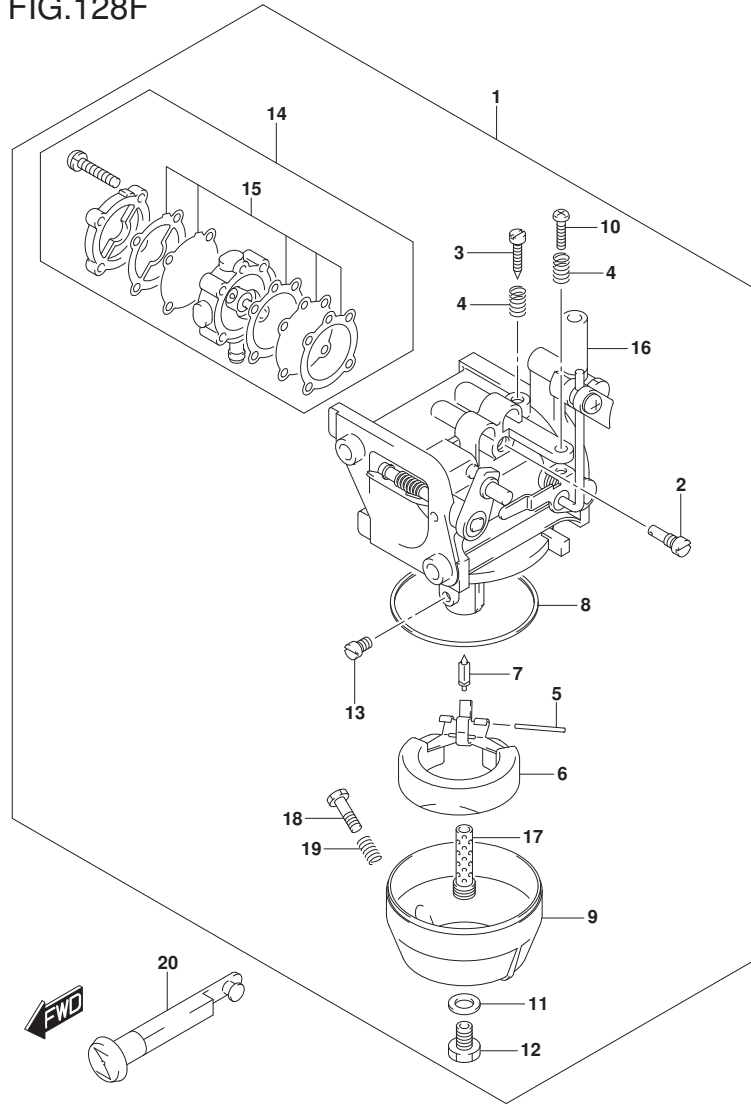


FIG.128F (1-C-12) CARBURETOR (DT15A P40)

REF NO.	PART NO.	DESCRIPTION	Q'TY	REMARKS
1	13200-91D21	CARBURETOR ASSY	1	
2	09492-57003	.JET, PILOT (57.5)	1	
3	13661-93900	.SCREW, PILOT	1	
4	13268-96111	.SPRING, THROTTLE	2	
5	13254-98100	.PIN, FLOAT	1	
6	13250-98110	.FLOAT	1	
7	13371-98100	.NEEDLE ASSY	1	
8	13251-98100	.GASKET, FLOAT CHAMBER	1	
9	13245-98110	.CHAMBER, FLOAT	1	
10	13267-93900	.SCREW, THROTTLE STOP	1	
11	13343-98100	.GASKET	1	
12	13613-98100	.BOLT	1	
13	09491-25014	.JET, MAIN (125)	1	
14	15100-93911	.PUMP ASSY, SET	1	
15	15170-93911	.DIAPHRAGM SET	1	
16	13521-93910	.RING	1	
17	13235-91D00	.NOZZLE, MAIN	1	
18	13616-93900	.ADJUSTER	1	
19	13268-96111	.SPRING	1	
20	13631-93910	KNOB, CHOKE LEVER	1	

FIG.128G

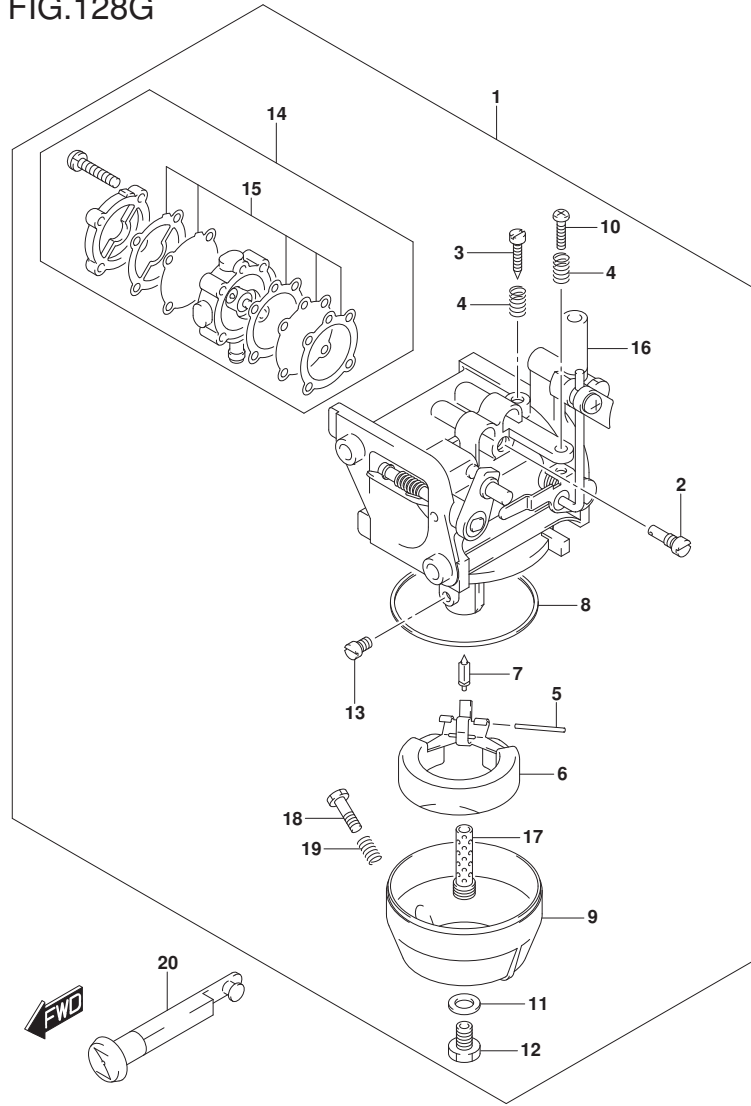


FIG.128G (1-C-13) CARBURETOR (DT15A P36)

REF NO.	PART NO.	DESCRIPTION	Q'TY	REMARKS
1	13200-91D21	CARBURETOR ASSY	1	
2	09492-57003	.JET, PILOT (57.5)	1	
3	13661-93900	.SCREW, PILOT	1	
4	13268-96111	.SPRING, THROTTLE	2	
5	13254-98100	.PIN, FLOAT	1	
6	13250-98110	.FLOAT	1	
7	13371-98100	.NEEDLE ASSY	1	
8	13251-98100	.GASKET, FLOAT CHAMBER	1	
9	13245-98110	.CHAMBER, FLOAT	1	
10	13267-93900	.SCREW, THROTTLE STOP	1	
11	13343-98100	.GASKET	1	
12	13613-98100	.BOLT	1	
13	09491-25014	.JET, MAIN (125)	1	
14	15100-93911	.PUMP ASSY, SET	1	
15	15170-93911	.DIAPHRAGM SET	1	
16	13521-93910	.RING	1	
17	13235-91D00	.NOZZLE, MAIN	1	
18	13616-93900	.ADJUSTER	1	
19	13268-96111	.SPRING	1	
20	13631-93910	KNOB, CHOKE LEVER	1	

FIG.128H

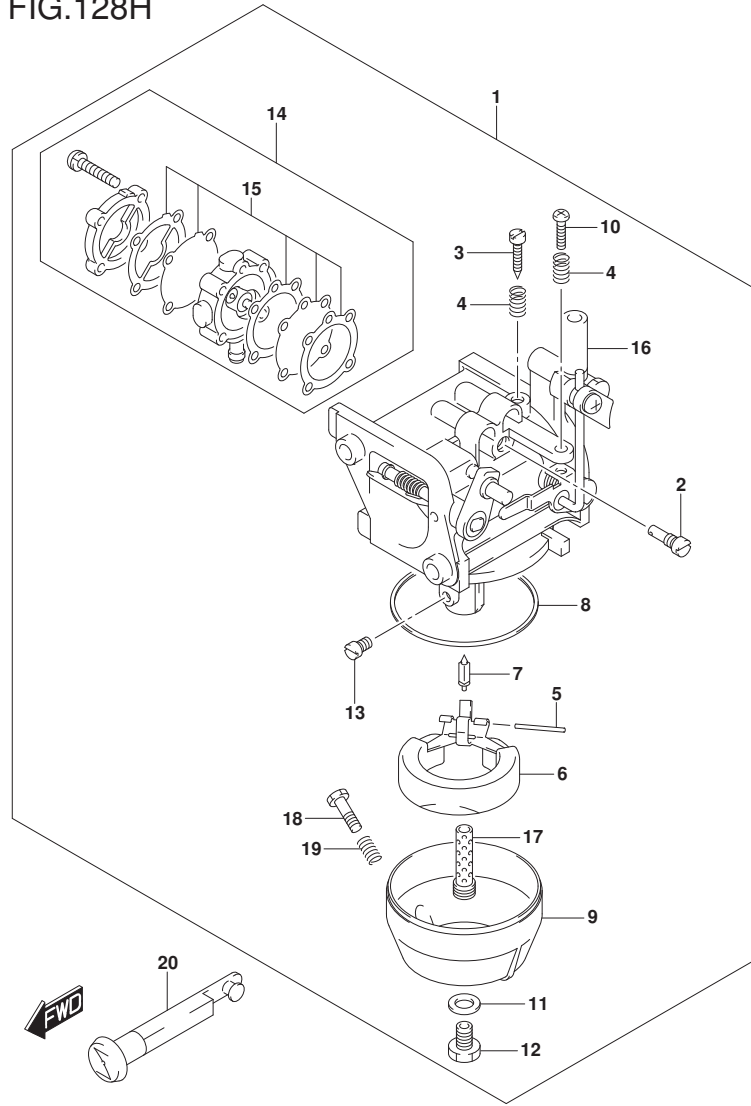


FIG.128H (1-C-14) CARBURETOR (DT15A P81)

REF NO.	PART NO.	DESCRIPTION	Q'TY	REMARKS
1	13200-91D21	CARBURETOR ASSY	1	
2	09492-57003	.JET, PILOT (57.5)	1	
3	13661-93900	.SCREW, PILOT	1	
4	13268-96111	.SPRING, THROTTLE	2	
5	13254-98100	.PIN, FLOAT	1	
6	13250-98110	.FLOAT	1	
7	13371-98100	.NEEDLE ASSY	1	
8	13251-98100	.GASKET, FLOAT CHAMBER	1	
9	13245-98110	.CHAMBER, FLOAT	1	
10	13267-93900	.SCREW, THROTTLE STOP	1	
11	13343-98100	.GASKET	1	
12	13613-98100	.BOLT	1	
13	09491-25014	.JET, MAIN (125)	1	
14	15100-93911	.PUMP ASSY, SET	1	
15	15170-93911	.DIAPHRAGM SET	1	
16	13521-93910	.RING	1	
17	13235-91D00	.NOZZLE, MAIN	1	
18	13616-93900	.ADJUSTER	1	
19	13268-96111	.SPRING	1	
20	13631-93910	KNOB, CHOKE LEVER	1	

FIG.128J

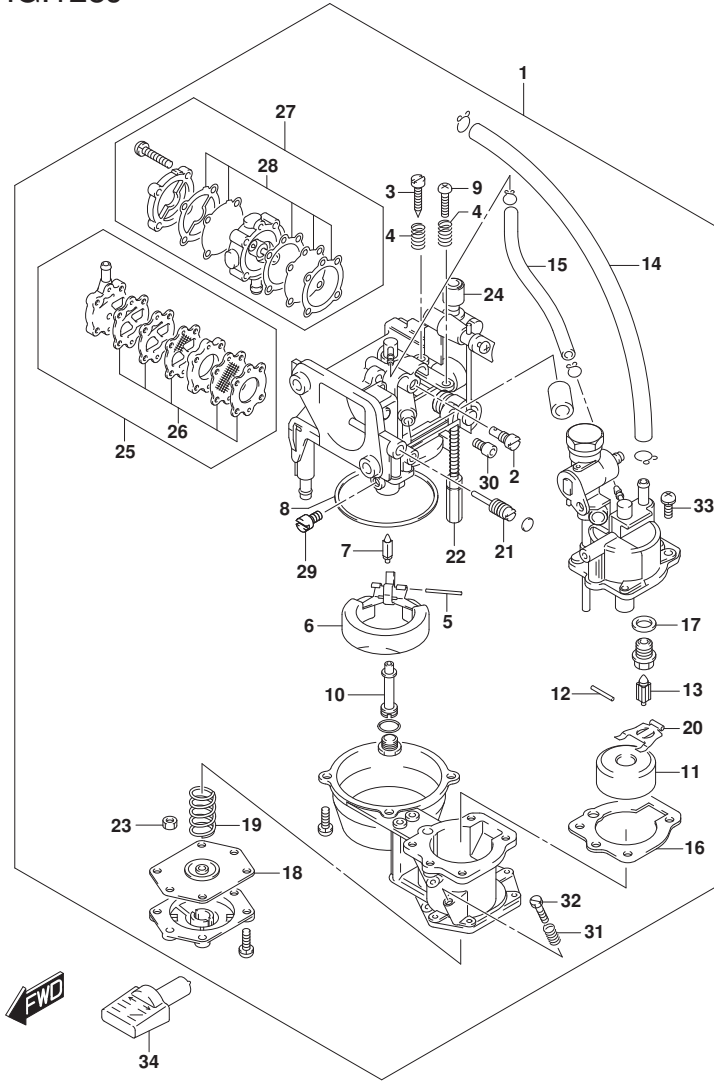


FIG.128J (1-C-15) CARBURETOR (DT15AK P36)

REF NO.	PART NO.	DESCRIPTION	Q'TY	REMARKS
1	13200-939C1	CARBURETOR ASSY	1	
2	09492-50008	.JET, PILOT (50)	1	
3	13661-93900	.SCREW, PILOT	1	
4	13268-96111	.SPRING, THROTTLE	2	
5	13254-98100	.PIN, FLOAT	1	
6	13250-98110	.FLOAT	1	
7	13371-98100	.NEEDLE	1	
8	13251-98100	.GASKET, FLOAT CHAMBER	1	
9	13267-93900	.SCREW, THROTTLE STOP	1	
10	13235-93950	.NOZZLE	1	
11	13270-94350	.FLOAT	1	
12	13254-98410	.PIN	1	
13	13370-94350	.VALVE ASSY, NEEDLE	1	
14	09355-45855-600	.HOSE (4.5X8.5X600)	1	
15	13652-93950	.HOSE	1	
16	13265-93950	.GASKET	1	
17	13392-58600	.PACKING	1	
18	13450-93950	.MEMBRANE ASSY	1	
19	13441-94350	.SPRING	1	
20	13282-94350	.ARM	1	
21	13443-94350	.VALVE ASSY	1	
22	13599-95211	.NUT	1	
23	13599-95210	.NUT	1	
24	13521-93910	.RING	1	
25	15100-93951	.PUMP ASSY, FUEL	1	FOR GASOLINE
26	15170-93951	.DIAPHRAGM SET	1	FOR GASOLINE
27	15100-93911	.PUMP ASSY, FUEL	1	FOR KEROSENE
28	15170-93911	.DIAPHRAGM SET	1	FOR KEROSENE
29	09491-20019	.JET, MAIN (100)	1	
30	09493-32003	.JET AIR (1.6)	1	
31	13268-96111	.SPRING	2	
32	13616-93900	.ADJUSTER	1	
33	13249-93900	.SCREW	8	
34	13631-93960	KNOB, CHOKE LEVER	1	

FIG.141A

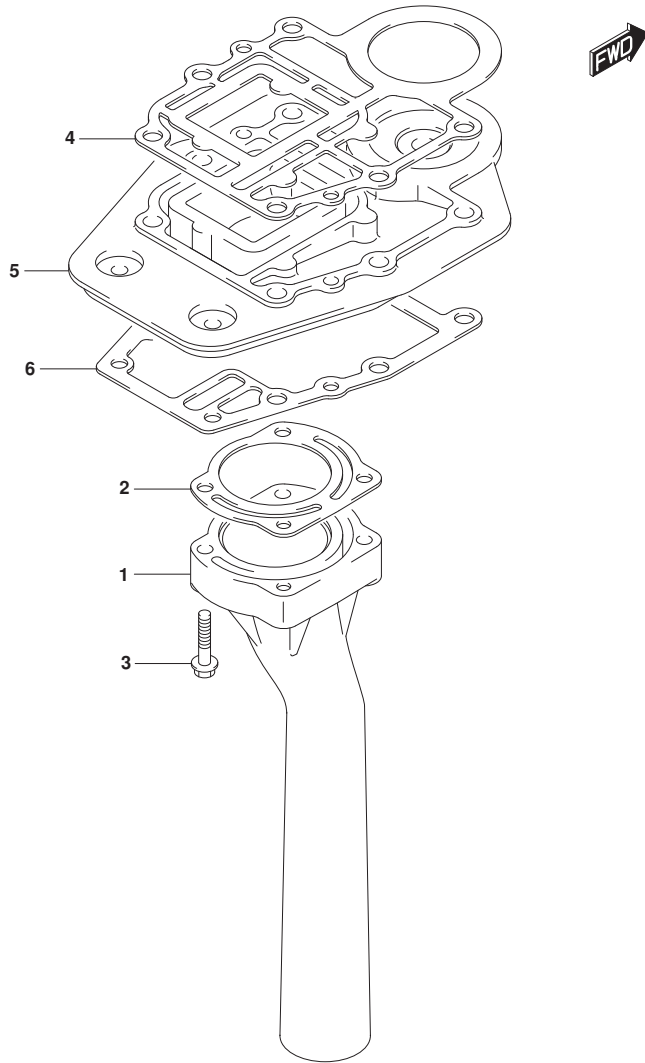


FIG.141A (1-D-2) EXHAUST TUBE (DT9.9A P40)

REF NO.	PART NO.	DESCRIPTION	Q'TY	REMARKS
1	14211-90L00	TUBE, EXHAUST	1	
2	14213-93910	GASKET, EXHAUST TUBE	1	
3	09116-06232	BOLT (6X30)	4	
4	11433-90L00	GASKET, UNDER OIL SEAL HOUSING	1	
5	11431-95L00	HOUSING, UNDER OIL SEAL	1	
6-1	52113-95L00	GASKET, DRIVE SHAFT HOUSING	1	W/TRANSOM(S)
6-2	52113-93910	GASKET, DRIVE SHAFT HOUSING	1	W/TRANSOM(L)

FIG.141B

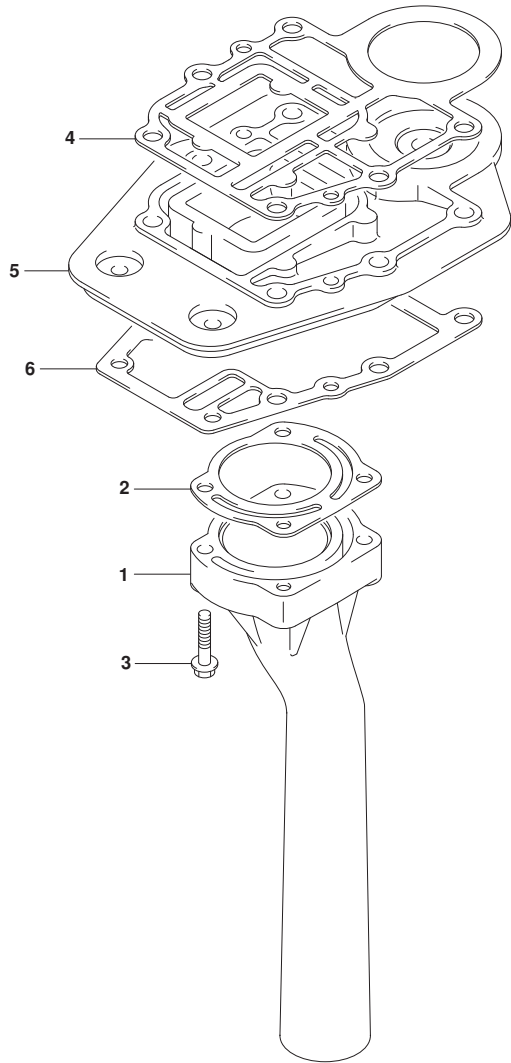


FIG.141B (1-D-3) EXHAUST TUBE (DT9.9A P36)

REF NO.	PART NO.	DESCRIPTION	Q'TY	REMARKS
1	14211-90L00	TUBE, EXHAUST	1	
2	14213-93910	GASKET, EXHAUST TUBE	1	
3	09116-06232	BOLT (6X30)	4	
4	11433-90L00	GASKET, UNDER OIL SEAL HOUSING	1	
5	11431-95L00	HOUSING, UNDER OIL SEAL	1	
6-1	52113-95L00	GASKET, DRIVE SHAFT HOUSING	1	W/TRANSOM(S)
6-2	52113-93910	GASKET, DRIVE SHAFT HOUSING	1	W/TRANSOM(L)

FIG.141C

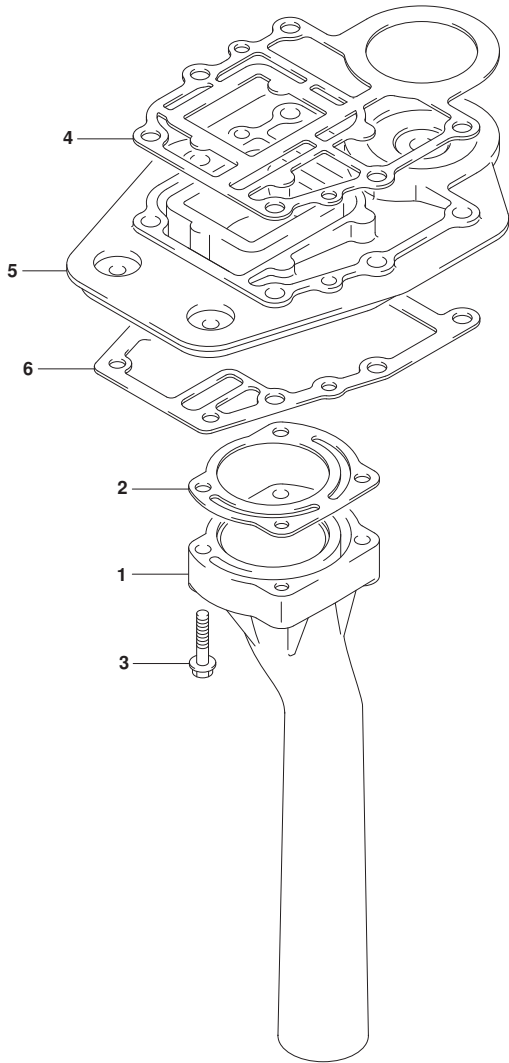


FIG.141C (1-D-4) EXHAUST TUBE (DT9.9A P81)

REF NO.	PART NO.	DESCRIPTION	Q'TY	REMARKS
1	14211-90L00	TUBE, EXHAUST	1	
2	14213-93910	GASKET, EXHAUST TUBE	1	
3	09116-06232	BOLT (6X30)	4	
4	11433-90L00	GASKET, UNDER OIL SEAL HOUSING	1	
5	11431-95L00	HOUSING, UNDER OIL SEAL	1	
6-1	52113-95L00	GASKET, DRIVE SHAFT HOUSING	1	W/TRANSOM(S)
6-2	52113-93910	GASKET, DRIVE SHAFT HOUSING	1	W/TRANSOM(L)

FIG.141D

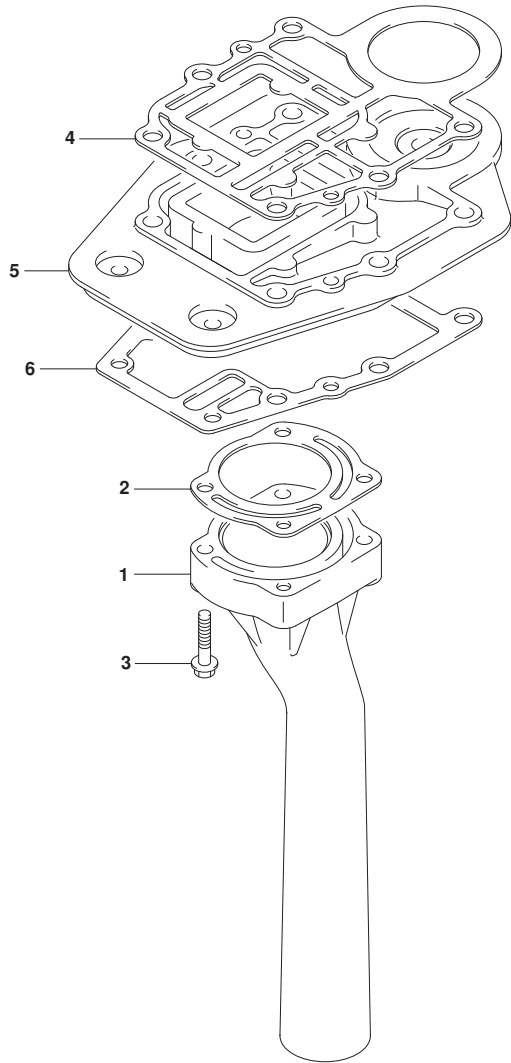


FIG.141D (1-D-5) EXHAUST TUBE (DT9.9AK P40)

REF NO.	PART NO.	DESCRIPTION	Q'TY	REMARKS
1	14211-90L00	TUBE, EXHAUST	1	
2	14213-93910	GASKET, EXHAUST TUBE	1	
3	09116-06232	BOLT (6X30)	4	
4	11433-90L00	GASKET, UNDER OIL SEAL HOUSING	1	
5	11431-95L00	HOUSING, UNDER OIL SEAL	1	
6	52113-93910	GASKET, DRIVE SHAFT HOUSING	1	

FIG.141E

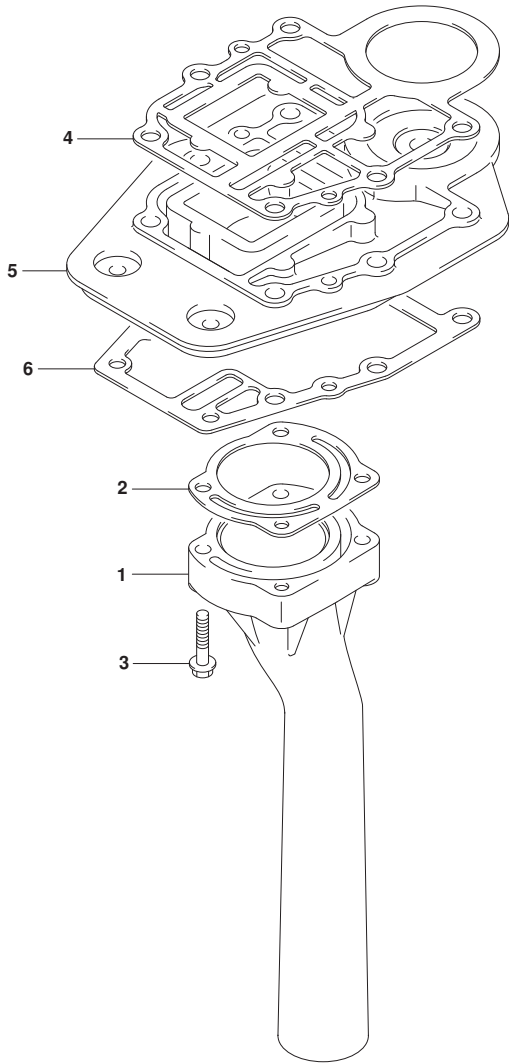


FIG.141E (1-D-6) EXHAUST TUBE (DT9.9AK P36)

REF NO.	PART NO.	DESCRIPTION	Q'TY	REMARKS
1	14211-90L00	TUBE, EXHAUST	1	
2	14213-93910	GASKET, EXHAUST TUBE	1	
3	09116-06232	BOLT (6X30)	4	
4	11433-90L00	GASKET, UNDER OIL SEAL HOUSING	1	
5	11431-95L00	HOUSING, UNDER OIL SEAL	1	
6-1	52113-95L00	GASKET, DRIVE SHAFT HOUSING	1	W/TRANSOM(S)
6-2	52113-93910	GASKET, DRIVE SHAFT HOUSING	1	W/TRANSOM(L)

FIG.141F

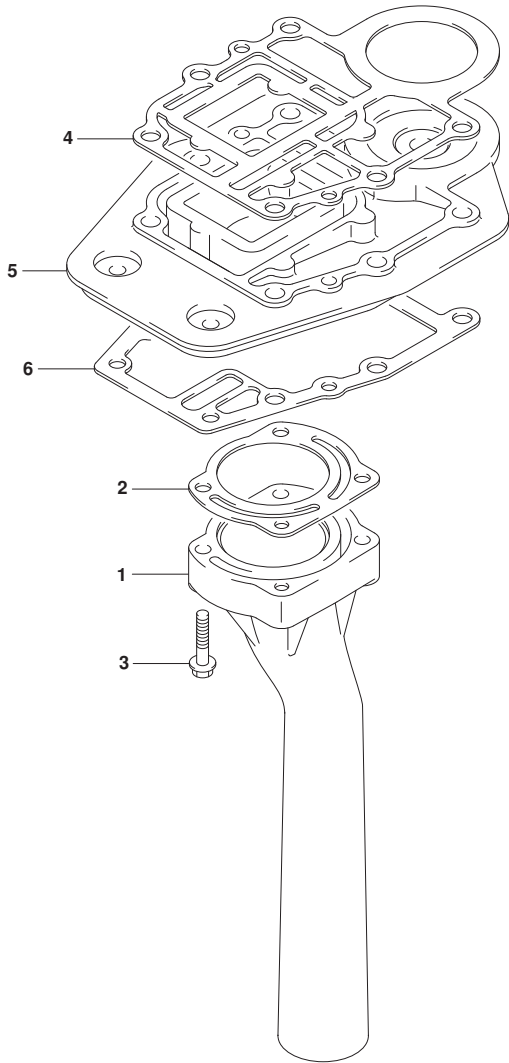


FIG.141F (1-D-7) EXHAUST TUBE (DT15A P40)

REF NO.	PART NO.	DESCRIPTION	Q'TY	REMARKS
1	14211-90L00	TUBE, EXHAUST	1	
2	14213-93910	GASKET, EXHAUST TUBE	1	
3	09116-06232	BOLT (6X30)	4	
4	11433-90L00	GASKET, UNDER OIL SEAL HOUSING	1	
5	11431-95L00	HOUSING, UNDER OIL SEAL	1	
6-1	52113-95L00	GASKET, DRIVE SHAFT HOUSING	1	W/TRANSOM(S)
6-2	52113-93910	GASKET, DRIVE SHAFT HOUSING	1	W/TRANSOM(L)

FIG.141G

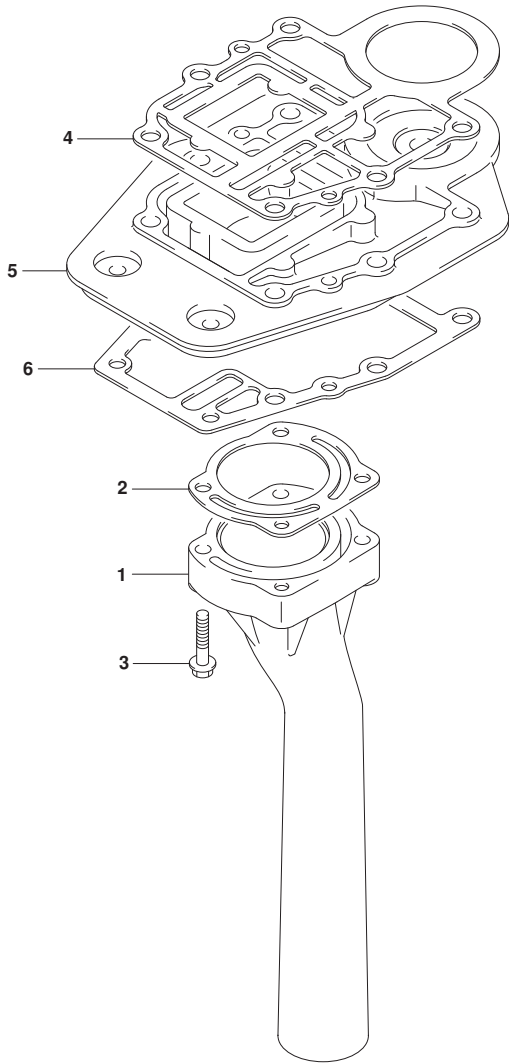


FIG.141G (1-D-8) EXHAUST TUBE (DT15A P36)

REF NO.	PART NO.	DESCRIPTION	Q'TY	REMARKS
1	14211-90L00	TUBE, EXHAUST	1	
2	14213-93910	GASKET, EXHAUST TUBE	1	
3	09116-06232	BOLT (6X30)	4	
4	11433-90L00	GASKET, UNDER OIL SEAL HOUSING	1	
5	11431-95L00	HOUSING, UNDER OIL SEAL	1	
6-1	52113-95L00	GASKET, DRIVE SHAFT HOUSING	1	W/TRANSOM(S)
6-2	52113-93910	GASKET, DRIVE SHAFT HOUSING	1	W/TRANSOM(L)

FIG.141H

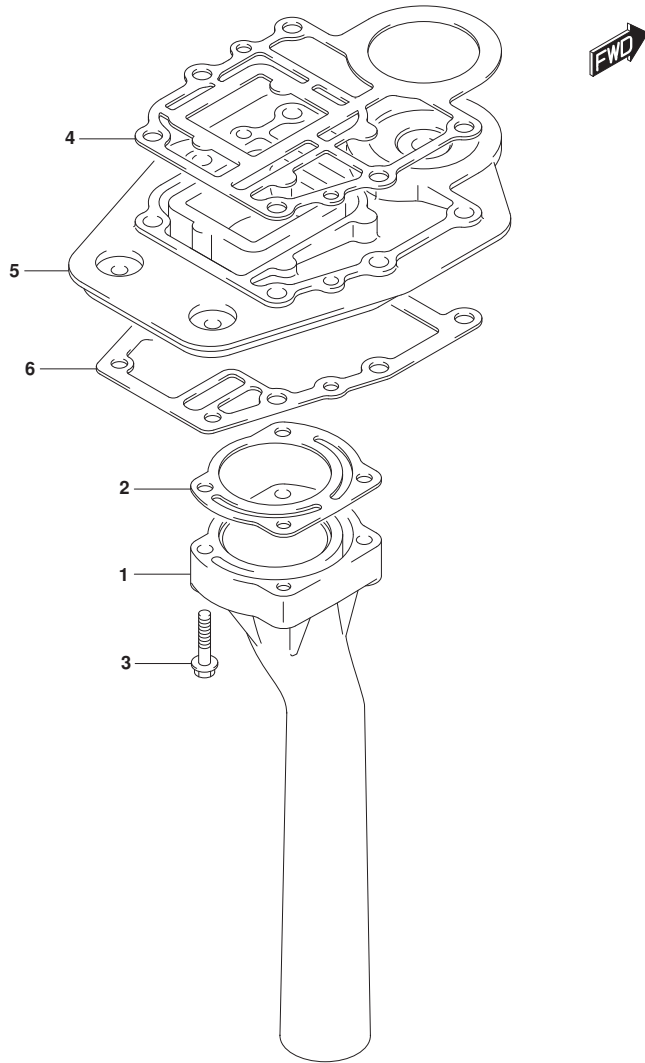


FIG.141H (1-D-9) EXHAUST TUBE (DT15A P81)

REF NO.	PART NO.	DESCRIPTION	Q'TY	REMARKS
1	14211-90L00	TUBE, EXHAUST	1	
2	14213-93910	GASKET, EXHAUST TUBE	1	
3	09116-06232	BOLT (6X30)	4	
4	11433-90L00	GASKET, UNDER OIL SEAL HOUSING	1	
5	11431-95L00	HOUSING, UNDER OIL SEAL	1	
6-1	52113-95L00	GASKET, DRIVE SHAFT HOUSING	1	W/TRANSOM(S)
6-2	52113-93910	GASKET, DRIVE SHAFT HOUSING	1	W/TRANSOM(L)

FIG.141J

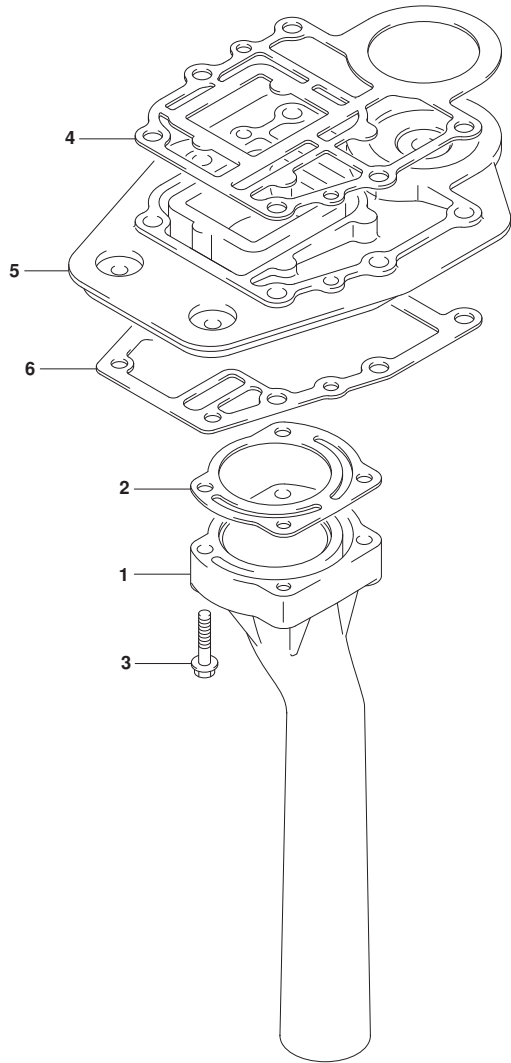


FIG.141J (1-D-10) EXHAUST TUBE (DT15AK P36)

REF NO.	PART NO.	DESCRIPTION	Q'TY	REMARKS
1	14211-90L00	TUBE, EXHAUST	1	
2	14213-93910	GASKET, EXHAUST TUBE	1	
3	09116-06232	BOLT (6X30)	4	
4	11433-90L00	GASKET, UNDER OIL SEAL HOUSING	1	
5	11431-95L00	HOUSING, UNDER OIL SEAL	1	
6-1	52113-95L00	GASKET, DRIVE SHAFT HOUSING	1	W/TRANSOM(S)
6-2	52113-93910	GASKET, DRIVE SHAFT HOUSING	1	W/TRANSOM(L)

FIG.146A

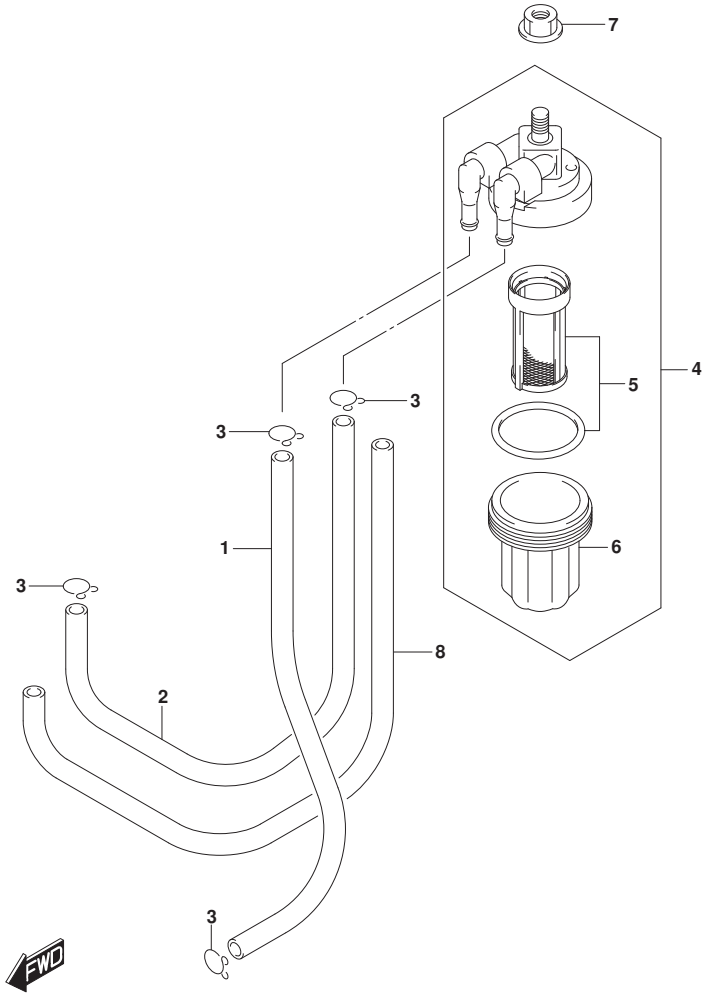


FIG.146A (1-D-11) FUEL PUMP (DT9.9A P40)

REF NO.	PART NO.	DESCRIPTION	Q'TY	REMARKS
1	15211-91J00-125	HOSE, FUEL GAS (CONN TO FILTER)	1	
2	15211-91J00-270	HOSE, FUEL GAS (FILTER TO PUMP)	1	
3	09401-08410	CLIP	4	
4	15410-94400	FILTER ASSY, FUEL	1	
5	15430-87D10	.ELEMENT SET	1	
6	15413-87D10	.CUP	1	
7	08316-10087	NUT	1	
8	18498-94JL0-230	PROTECTOR, FUEL HOSE	1	

FIG.146B

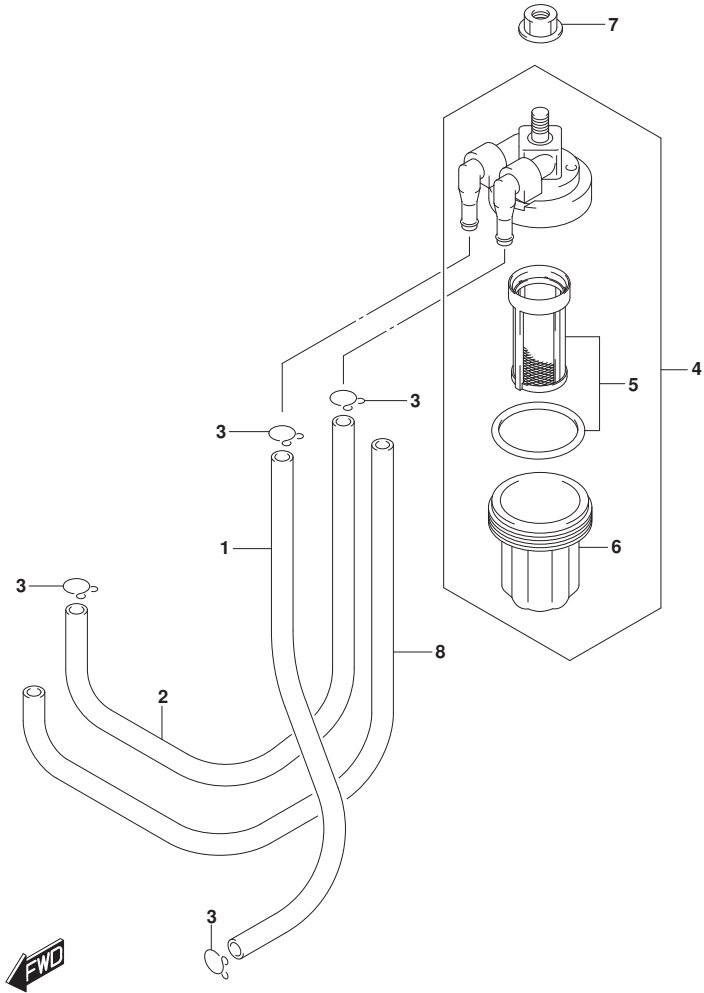


FIG.146B (1-D-12) FUEL PUMP (DT9.9A P36)

REF NO.	PART NO.	DESCRIPTION	Q'TY	REMARKS
1	15211-91J00-125	HOSE, FUEL GAS (CONN TO FILTER)	1	
2	15211-91J00-270	HOSE, FUEL GAS (FILTER TO PUMP)	1	
3	09401-08410	CLIP	4	
4	15410-94400	FILTER ASSY, FUEL	1	
5	15430-87D10	.ELEMENT SET	1	
6	15413-87D10	.CUP	1	
7	08316-10087	NUT	1	
8	18498-94JL0-230	PROTECTOR, FUEL HOSE	1	

FIG.146C

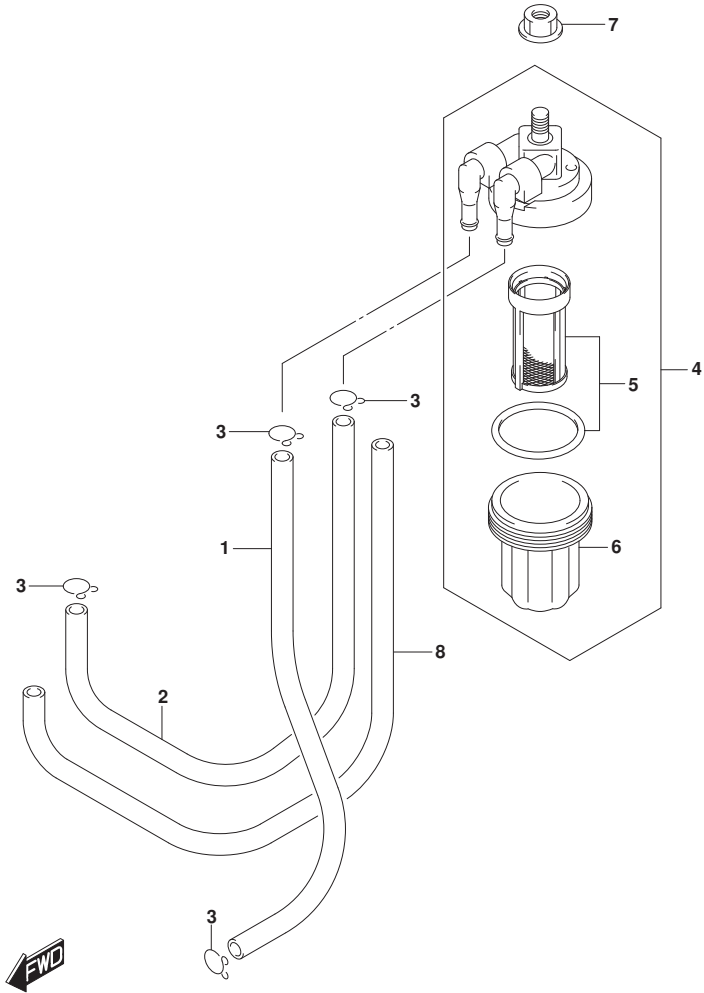


FIG.146C (1-D-13) FUEL PUMP (DT9.9A P81)

REF NO.	PART NO.	DESCRIPTION	Q'TY	REMARKS
1	15211-91J00-125	HOSE, FUEL GAS (CONN TO FILTER)	1	
2	15211-91J00-270	HOSE, FUEL GAS (FILTER TO PUMP)	1	
3	09401-08410	CLIP	4	
4	15410-94400	FILTER ASSY, FUEL	1	
5	15430-87D10	.ELEMENT SET	1	
6	15413-87D10	.CUP	1	
7	08316-10087	NUT	1	
8	18498-94JL0-230	PROTECTOR, FUEL HOSE	1	

FIG.146D

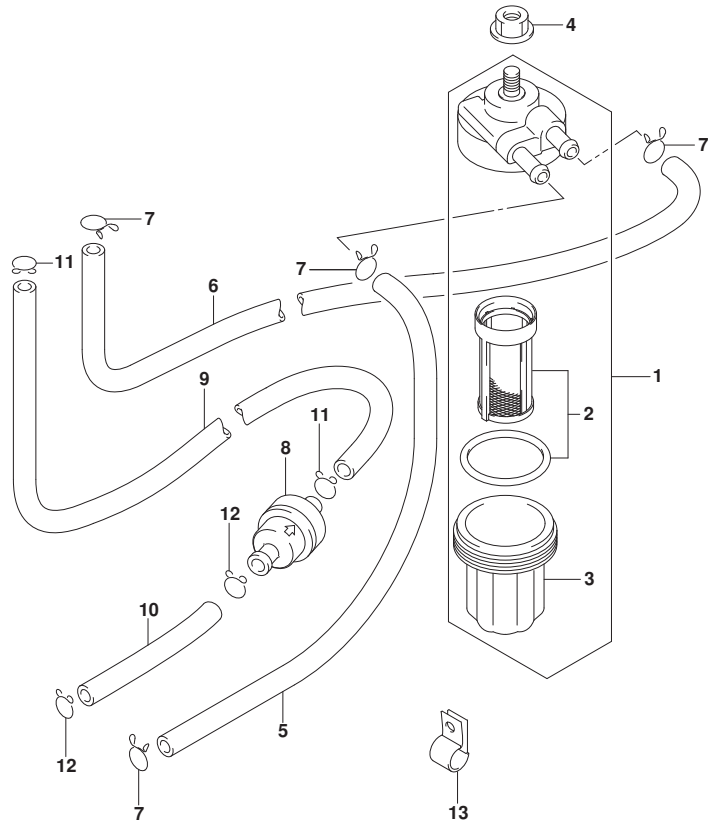


FIG.146D (1-D-14) FUEL PUMP (DT9.9AK P40)

REF NO.	PART NO.	DESCRIPTION	Q'TY	REMARKS
1	15410-94400	FILTER ASSY, FUEL	1	FOR KEROSENE
2	15430-87D10	.ELEMENT SET	1	
3	15413-87D10	.CUP	1	
4	08316-10087	NUT	1	
5	09355-50108-130	HOSE (5X10X130)	1	FOR KEROSENE CONN TO FILTER
6	09355-50108-250	HOSE (5X10X250)	1	FOR KEROSENE FILTER TO PUMP
7	59412-91J00	CLIP, FUEL HOSE	4	FOR KEROSENE
8	15410-94350	FILTER, FUEL	1	FOR GASOLINE
9	09355-50108-110	HOSE (5X10X110)	1	FOR GASOLINE FILTER TO PUMP
10	09352-70113-600	HOSE (7X11X600)	1	FOR GASOLINE L:600->60 CONN TO FILTER
11	59412-91J00	CLIP	2	FOR GASOLINE
12	09401-11403	CLIP	2	FOR GASOLINE
13	09403-13408	CLAMP	1	FOR KEROSENE



FIG.146E

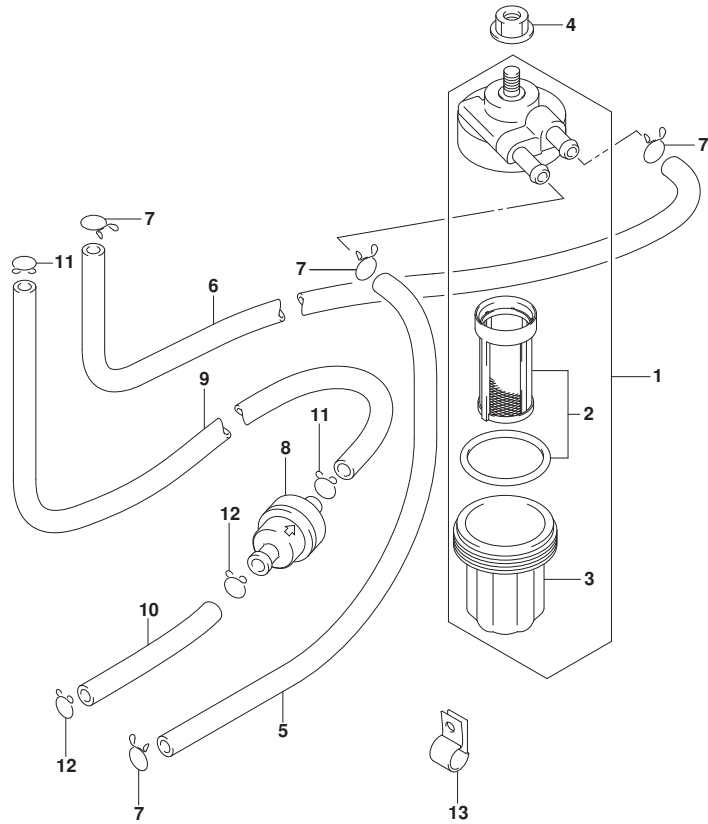


FIG.146E (1-D-15) FUEL PUMP (DT9.9AK P36)

REF NO.	PART NO.	DESCRIPTION	Q'TY	REMARKS
1	15410-94400	FILTER ASSY, FUEL	1	FOR KEROSENE
2	15430-87D10	.ELEMENT SET	1	
3	15413-87D10	.CUP	1	
4	08316-10087	NUT	1	
5	09355-50108-130	HOSE (5X10X130)	1	FOR KEROSENE CONN TO FILTER
6	09355-50108-250	HOSE (5X10X250)	1	FOR KEROSENE FILTER TO PUMP
7	59412-91J00	CLIP, FUEL HOSE	4	FOR KEROSENE
8	15410-94350	FILTER, FUEL	1	FOR GASOLINE
9	09355-50108-110	HOSE (5X10X110)	1	FOR GASOLINE FILTER TO PUMP
10	09352-70113-600	HOSE (7X11X600)	1	FOR GASOLINE L:600->60 CONN TO FILTER
11	59412-91J00	CLIP	2	FOR GASOLINE
12	09401-11403	CLIP	2	FOR GASOLINE
13	09403-13408	CLAMP	1	FOR KEROSENE



FIG.146F

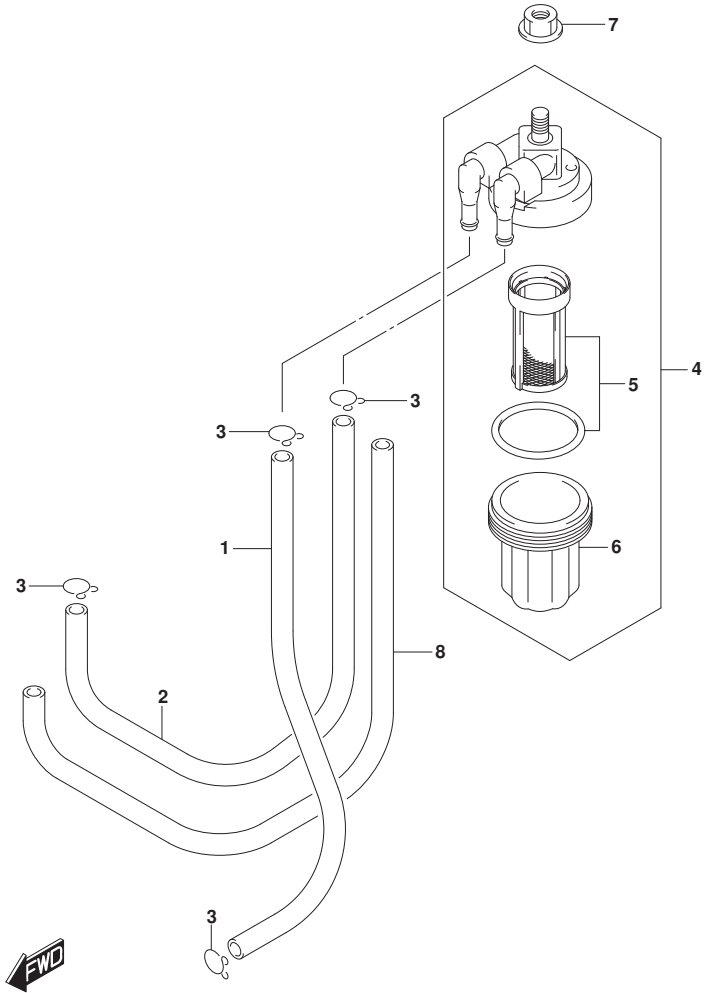


FIG.146F (1-E-2) FUEL PUMP (DT15A P40)

REF NO.	PART NO.	DESCRIPTION	Q'TY	REMARKS
1	15211-91J00-125	HOSE, FUEL GAS (CONN TO FILTER)	1	
2	15211-91J00-270	HOSE, FUEL GAS (FILTER TO PUMP)	1	
3	09401-08410	CLIP	4	
4	15410-94400	FILTER ASSY, FUEL	1	
5	15430-87D10	.ELEMENT SET	1	
6	15413-87D10	.CUP	1	
7	08316-10087	NUT	1	
8	18498-94JL0-230	PROTECTOR, FUEL HOSE	1	

FIG.146G

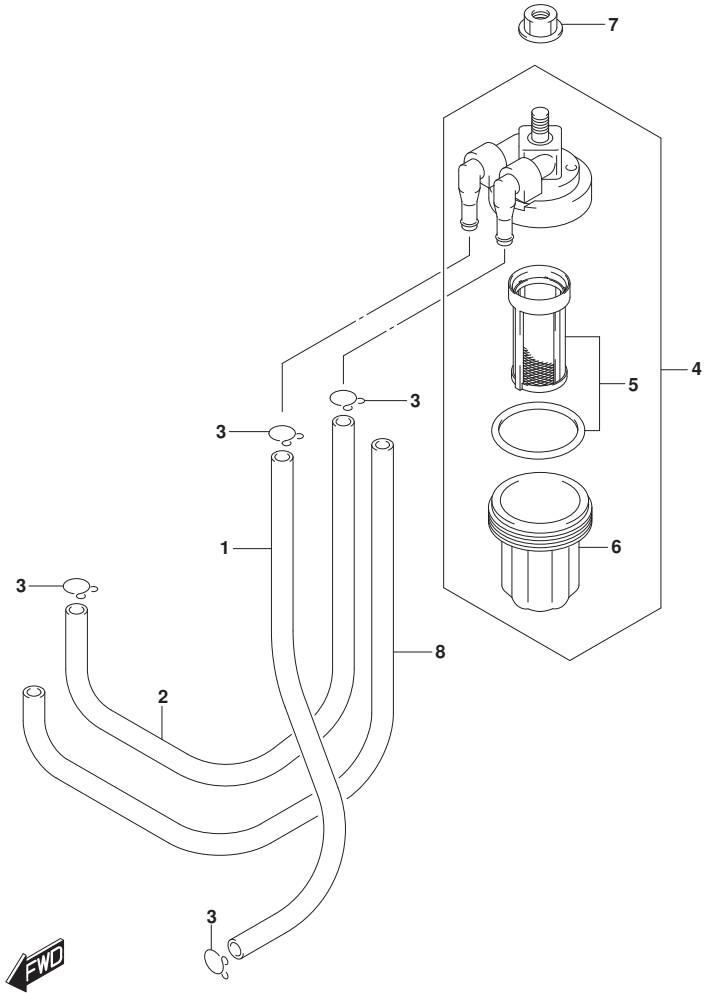


FIG.146G (1-E-3) FUEL PUMP (DT15A P36)

REF NO.	PART NO.	DESCRIPTION	Q'TY	REMARKS
1	15211-91J00-125	HOSE, FUEL GAS (CONN TO FILTER)	1	
2	15211-91J00-270	HOSE, FUEL GAS (FILTER TO PUMP)	1	
3	09401-08410	CLIP	4	
4	15410-94400	FILTER ASSY, FUEL	1	
5	15430-87D10	.ELEMENT SET	1	
6	15413-87D10	.CUP	1	
7	08316-10087	NUT	1	
8	18498-94JL0-230	PROTECTOR, FUEL HOSE	1	

FIG.146H

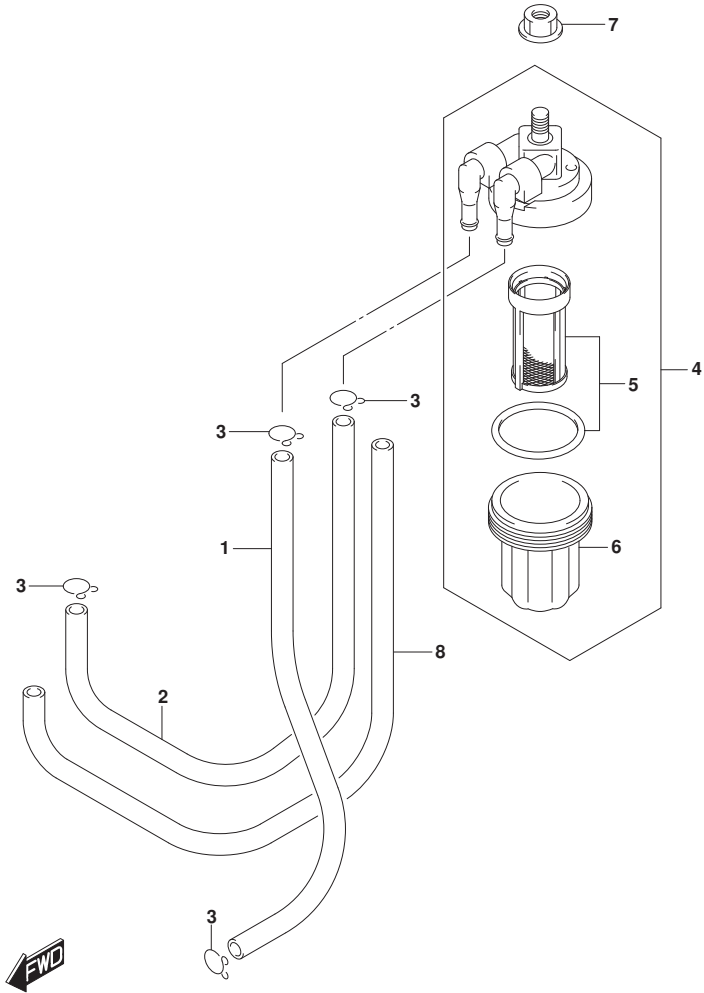


FIG.146H (1-E-4) FUEL PUMP (DT15A P81)

REF NO.	PART NO.	DESCRIPTION	Q'TY	REMARKS
1	15211-91J00-125	HOSE, FUEL GAS (CONN TO FILTER)	1	
2	15211-91J00-270	HOSE, FUEL GAS (FILTER TO PUMP)	1	
3	09401-08410	CLIP	4	
4	15410-94400	FILTER ASSY, FUEL	1	
5	15430-87D10	.ELEMENT SET	1	
6	15413-87D10	.CUP	1	
7	08316-10087	NUT	1	
8	18498-94JL0-230	PROTECTOR, FUEL HOSE	1	

FIG.146J

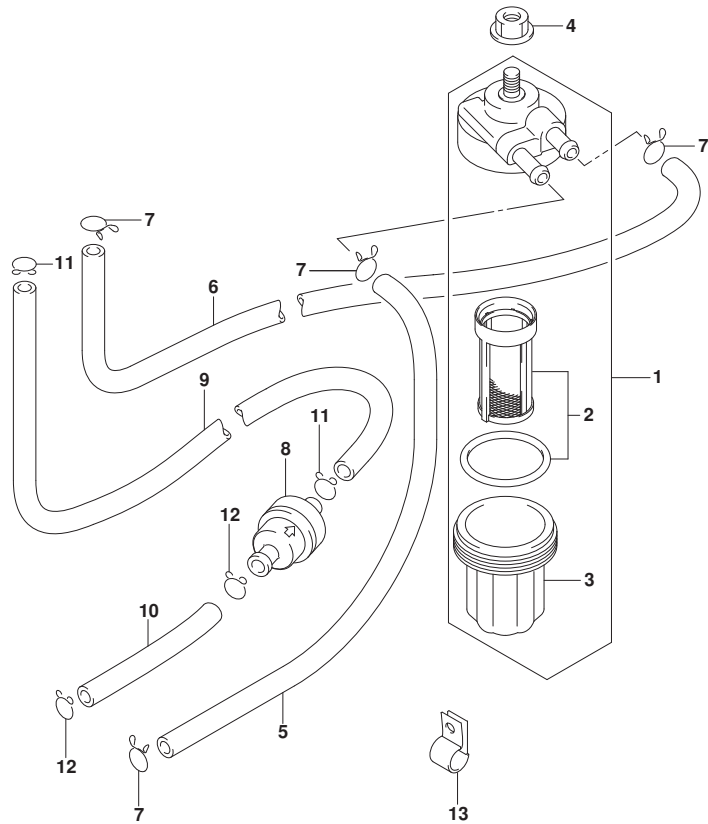


FIG.146J (1-E-5) FUEL PUMP (DT15AK P36)

REF NO.	PART NO.	DESCRIPTION	Q'TY	REMARKS
1	15410-94400	FILTER ASSY, FUEL	1	FOR KEROSENE
2	15430-87D10	.ELEMENT SET	1	
3	15413-87D10	.CUP	1	
4	08316-10087	NUT	1	
5	09355-50108-130	HOSE (5X10X130)	1	FOR KEROSENE CONN TO FILTER
6	09355-50108-250	HOSE (5X10X250)	1	FOR KEROSENE FILTER TO PUMP
7	59412-91J00	CLIP, FUEL HOSE	4	FOR KEROSENE
8	15410-94350	FILTER, FUEL	1	FOR GASOLINE
9	09355-50108-110	HOSE (5X10X110)	1	FOR GASOLINE FILTER TO PUMP
10	09352-70113-600	HOSE (7X11X600)	1	FOR GASOLINE L:600->60 CONN TO FILTER
11	59412-91J00	CLIP	2	FOR GASOLINE
12	09401-11403	CLIP	2	FOR GASOLINE
13	09403-13408	CLAMP	1	FOR KEROSENE

FIG.160A

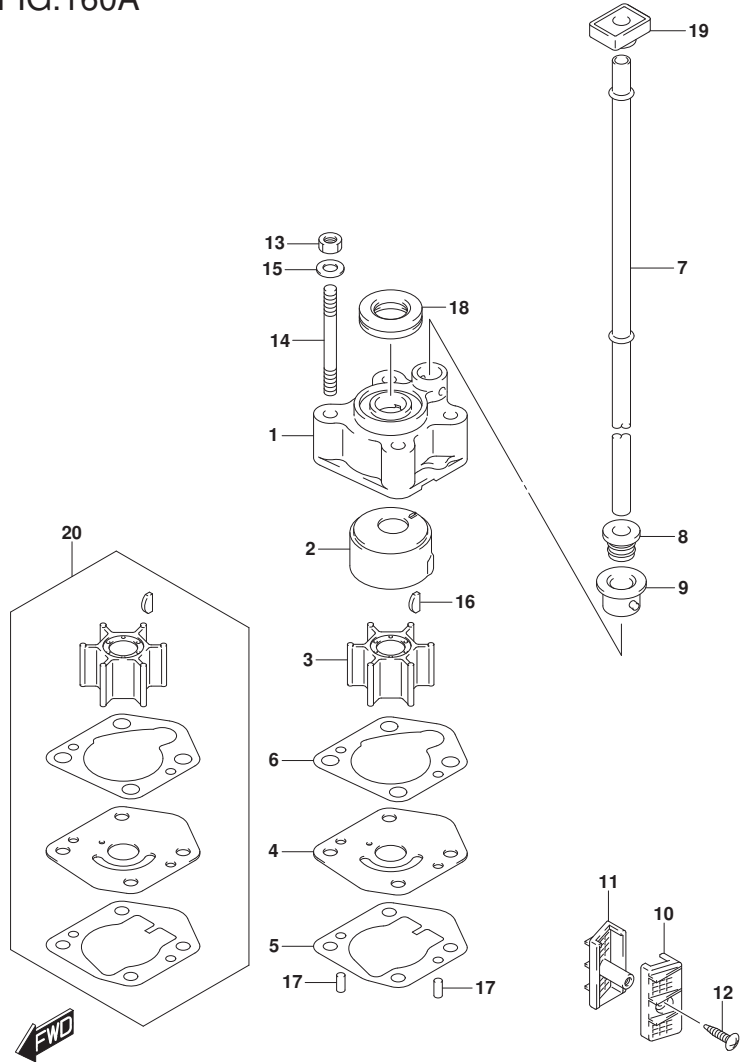


FIG.160A (1-E-6) WATER PUMP (DT9.9A P40)

REF NO.	PART NO.	DESCRIPTION	Q'TY	REMARKS
1	17411-94J00	CASE, WATER PUMP	1	
2	17413-94J10	SLEEVE, WATER PUMP CASE	1	
3	17461-939M0	IMPELLER, WATER PUMP	1	
4	17471-99J10	PANEL, PUMP CASE UNDER	1	
5	17472-90L00	GASKET, PUMP CASE PANEL	1	
6	17473-94J00	GASKET, WATER PUMP CASE	1	
7-1	17561-90L10	TUBE, WATER (S)	1	W/TRANSOM(S)
7-2	17561-90L00	TUBE, WATER (L)	1	W/TRANSOM(L)
8	17563-94J00	GROMMET, WATER TUBE	1	
9	17564-93900	BUSH, WATER PUMP CASE	1	
10	17631-99J20	FILTER, WATER PORT SIDE	1	
11	17632-99J30	FILTER, WATER STBD SIDE	1	
12	03141-0416A	SCREW	1	
13	29141-93J00	NUT, WATER PUMP CASE	4	
14	09108-06141	STUD BOLT	4	
15	09160-06082	WASHER (6.5X13X1.0)	4	
16	09420-03009	KEY	1	
17	09202-04008	PIN (4X9)	2	
18	17417-93910	GROMMET, PUMP CASE	1	
19	17563-93900	RUBBER, WATER TUBE, UPPER	1	
20	17400-90L01	KIT, WATER PUMP REPAIR	1	OPT

FIG.160B

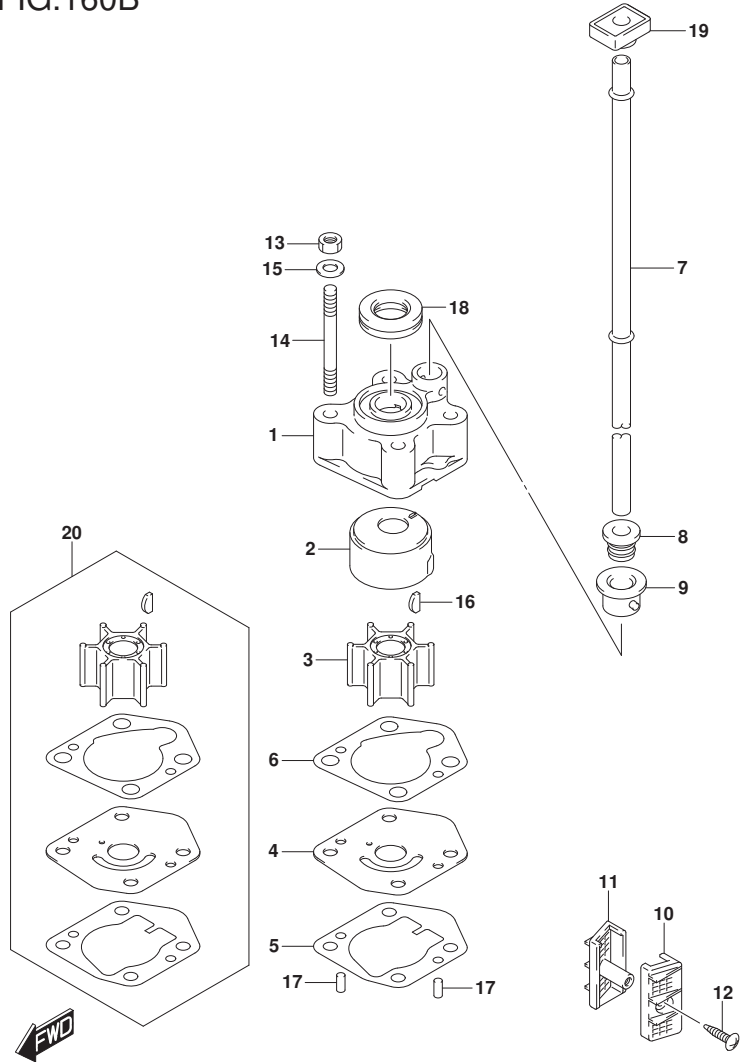


FIG.160B (1-E-7) WATER PUMP (DT9.9A P36)

REF NO.	PART NO.	DESCRIPTION	Q'TY	REMARKS
1	17411-94J00	CASE, WATER PUMP	1	
2	17413-94J10	SLEEVE, WATER PUMP CASE	1	
3	17461-939M0	IMPELLER, WATER PUMP	1	
4	17471-99J10	PANEL, PUMP CASE UNDER	1	
5	17472-90L00	GASKET, PUMP CASE PANEL	1	
6	17473-94J00	GASKET, WATER PUMP CASE	1	
7-1	17561-90L10	TUBE, WATER (S)	1	W/TRANSOM(S)
7-2	17561-90L00	TUBE, WATER (L)	1	W/TRANSOM(L)
8	17563-94J00	GROMMET, WATER TUBE	1	
9	17564-93900	BUSH, WATER PUMP CASE	1	
10	17631-99J20	FILTER, WATER PORT SIDE	1	
11	17632-99J30	FILTER, WATER STBD SIDE	1	
12	03141-0416A	SCREW	1	
13	29141-93J00	NUT, WATER PUMP CASE	4	
14	09108-06141	STUD BOLT	4	
15	09160-06082	WASHER (6.5X13X1.0)	4	
16	09420-03009	KEY	1	
17	09202-04008	PIN (4X9)	2	
18	17417-93910	GROMMET, PUMP CASE	1	
19	17563-93900	RUBBER, WATER TUBE, UPPER	1	
20	17400-90L01	KIT, WATER PUMP REPAIR	1	OPT

FIG.160C

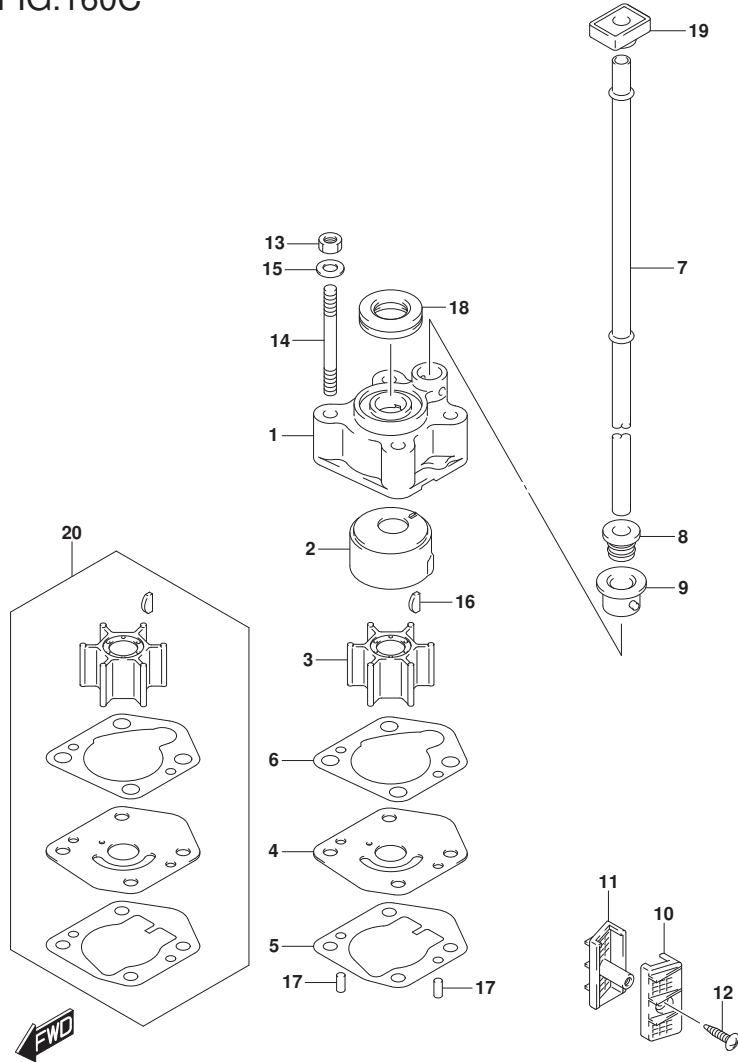


FIG.160C (1-E-8) WATER PUMP (DT9.9A P81)

REF NO.	PART NO.	DESCRIPTION	Q'TY	REMARKS
1	17411-94J00	CASE, WATER PUMP	1	
2	17413-94J10	SLEEVE, WATER PUMP CASE	1	
3	17461-939M0	IMPELLER, WATER PUMP	1	
4	17471-99J10	PANEL, PUMP CASE UNDER	1	
5	17472-90L00	GASKET, PUMP CASE PANEL	1	
6	17473-94J00	GASKET, WATER PUMP CASE	1	
7-1	17561-90L10	TUBE, WATER (S)	1	W/TRANSOM(S)
7-2	17561-90L00	TUBE, WATER (L)	1	W/TRANSOM(L)
8	17563-94J00	GROMMET, WATER TUBE	1	
9	17564-93900	BUSH, WATER PUMP CASE	1	
10	17631-99J20	FILTER, WATER PORT SIDE	1	
11	17632-99J30	FILTER, WATER STBD SIDE	1	
12	03141-0416A	SCREW	1	
13	29141-93J00	NUT, WATER PUMP CASE	4	
14	09108-06141	STUD BOLT	4	
15	09160-06082	WASHER (6.5X13X1.0)	4	
16	09420-03009	KEY	1	
17	09202-04008	PIN (4X9)	2	
18	17417-93910	GROMMET, PUMP CASE	1	
19	17563-93900	RUBBER, WATER TUBE, UPPER	1	
20	17400-90L01	KIT, WATER PUMP REPAIR	1	OPT

FIG.160D

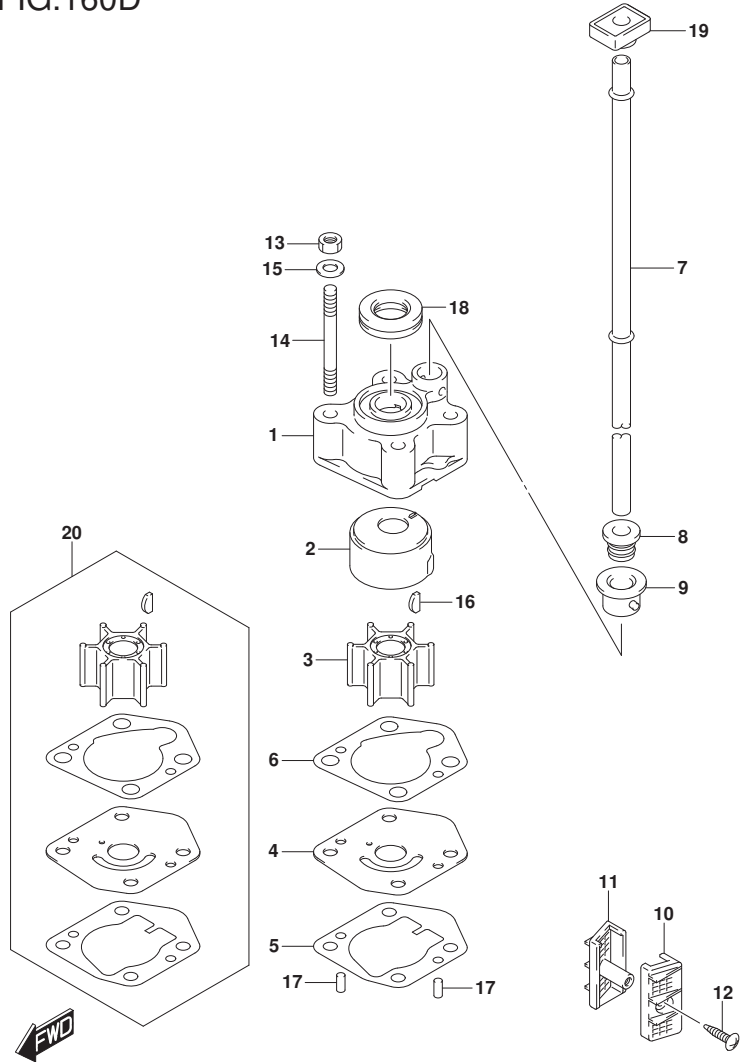


FIG.160D (1-E-9) WATER PUMP (DT9.9AK P40)

REF NO.	PART NO.	DESCRIPTION	Q'TY	REMARKS
1	17411-94J00	CASE, WATER PUMP	1	
2	17413-94J10	SLEEVE, WATER PUMP CASE	1	
3	17461-939M0	IMPELLER, WATER PUMP	1	
4	17471-99J10	PANEL, PUMP CASE UNDER	1	
5	17472-90L00	GASKET, PUMP CASE PANEL	1	
6	17473-94J00	GASKET, WATER PUMP CASE	1	
7	17561-90L00	TUBE, WATER (L)	1	
8	17563-94J00	GROMMET, WATER TUBE	1	
9	17564-93900	BUSH, WATER PUMP CASE	1	
10	17631-99J20	FILTER, WATER PORT SIDE	1	
11	17632-99J30	FILTER, WATER STBD SIDE	1	
12	03141-0416A	SCREW	1	
13	29141-93J00	NUT, WATER PUMP CASE	4	
14	09108-06141	STUD BOLT	4	
15	09160-06082	WASHER (6.5X13X1.0)	4	
16	09420-03009	KEY	1	
17	09202-04008	PIN (4X9)	2	
18	17417-93910	GROMMET, PUMP CASE	1	
19	17563-93900	RUBBER, WATER TUBE, UPPER	1	
20	17400-90L01	KIT, WATER PUMP REPAIR	1	OPT

FIG.160E

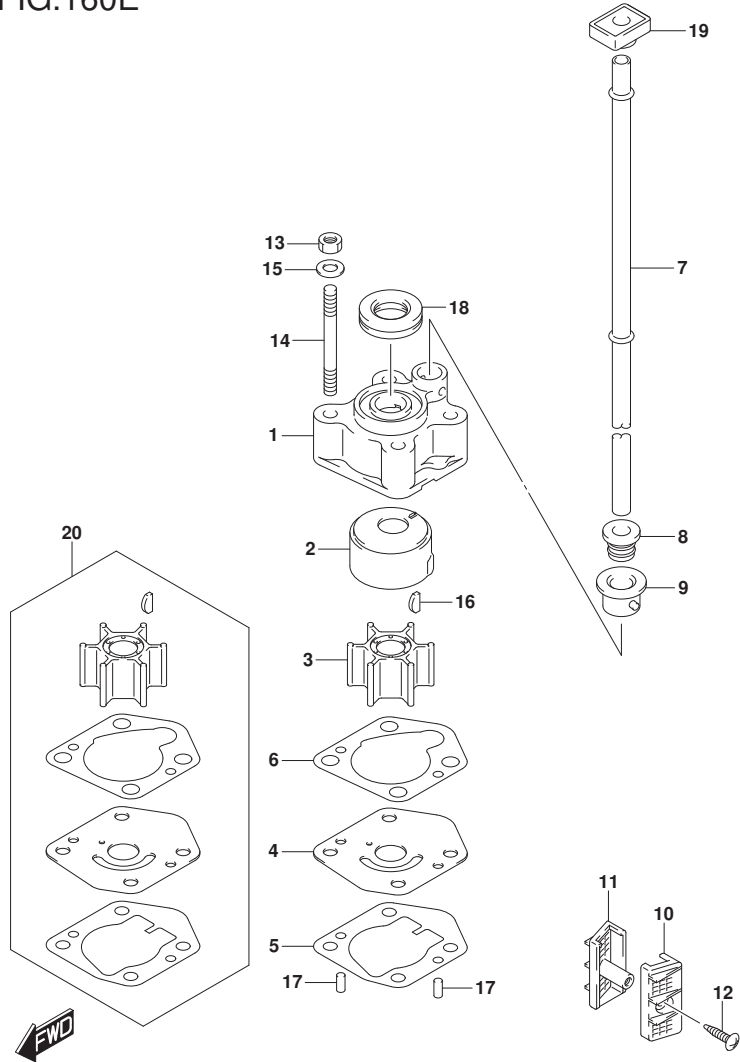


FIG.160E (1-E-10) WATER PUMP (DT9.9AK P36)

REF NO.	PART NO.	DESCRIPTION	Q'TY	REMARKS
1	17411-94J00	CASE, WATER PUMP	1	
2	17413-94J10	SLEEVE, WATER PUMP CASE	1	
3	17461-939M0	IMPELLER, WATER PUMP	1	
4	17471-99J10	PANEL, PUMP CASE UNDER	1	
5	17472-90L00	GASKET, PUMP CASE PANEL	1	
6	17473-94J00	GASKET, WATER PUMP CASE	1	
7-1	17561-90L10	TUBE, WATER (S)	1	W/TRANSOM(S)
7-2	17561-90L00	TUBE, WATER (L)	1	W/TRANSOM(L)
8	17563-94J00	GROMMET, WATER TUBE	1	
9	17564-93900	BUSH, WATER PUMP CASE	1	
10	17631-99J20	FILTER, WATER PORT SIDE	1	
11	17632-99J30	FILTER, WATER STBD SIDE	1	
12	03141-0416A	SCREW	1	
13	29141-93J00	NUT, WATER PUMP CASE	4	
14	09108-06141	STUD BOLT	4	
15	09160-06082	WASHER (6.5X13X1.0)	4	
16	09420-03009	KEY	1	
17	09202-04008	PIN (4X9)	2	
18	17417-93910	GROMMET, PUMP CASE	1	
19	17563-93900	RUBBER, WATER TUBE, UPPER	1	
20	17400-90L01	KIT, WATER PUMP REPAIR	1	OPT

FIG.160F

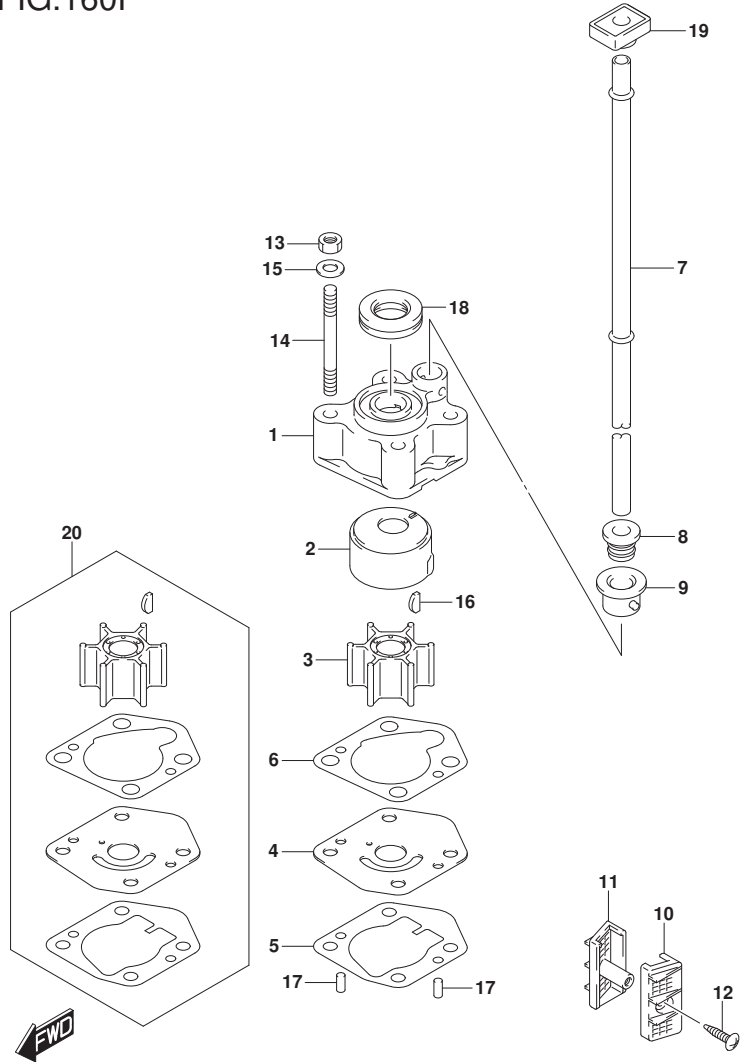


FIG.160F (1-E-11) WATER PUMP (DT15A P40)

REF NO.	PART NO.	DESCRIPTION	Q'TY	REMARKS
1	17411-94J00	CASE, WATER PUMP	1	
2	17413-94J10	SLEEVE, WATER PUMP CASE	1	
3	17461-939M0	IMPELLER, WATER PUMP	1	
4	17471-99J10	PANEL, PUMP CASE UNDER	1	
5	17472-90L00	GASKET, PUMP CASE PANEL	1	
6	17473-94J00	GASKET, WATER PUMP CASE	1	
7-1	17561-90L10	TUBE, WATER (S)	1	W/TRANSOM(S)
7-2	17561-90L00	TUBE, WATER (L)	1	W/TRANSOM(L)
8	17563-94J00	GROMMET, WATER TUBE	1	
9	17564-93900	BUSH, WATER PUMP CASE	1	
10	17631-99J20	FILTER, WATER PORT SIDE	1	
11	17632-99J30	FILTER, WATER STBD SIDE	1	
12	03141-0416A	SCREW	1	
13	29141-93J00	NUT, WATER PUMP CASE	4	
14	09108-06141	STUD BOLT	4	
15	09160-06082	WASHER (6.5X13X1.0)	4	
16	09420-03009	KEY	1	
17	09202-04008	PIN (4X9)	2	
18	17417-93910	GROMMET, PUMP CASE	1	
19	17563-93900	RUBBER, WATER TUBE, UPPER	1	
20	17400-90L01	KIT, WATER PUMP REPAIR	1	OPT

FIG.160G

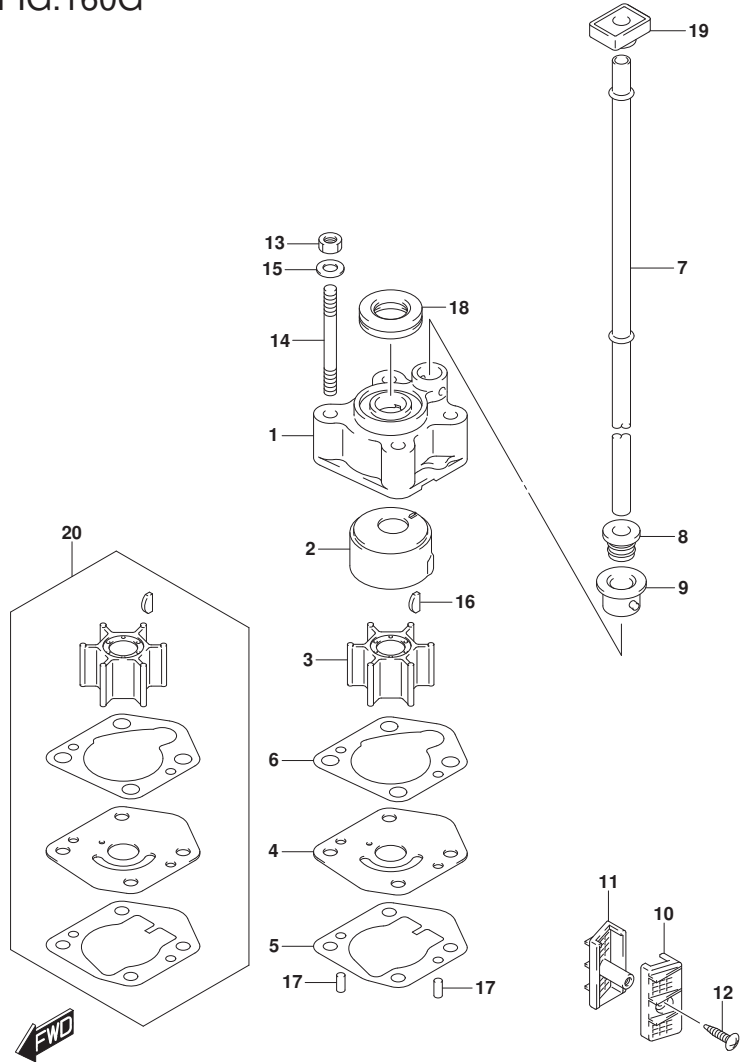


FIG.160G (1-E-12) WATER PUMP (DT15A P36)

REF NO.	PART NO.	DESCRIPTION	Q'TY	REMARKS
1	17411-94J00	CASE, WATER PUMP	1	
2	17413-94J10	SLEEVE, WATER PUMP CASE	1	
3	17461-939M0	IMPELLER, WATER PUMP	1	
4	17471-99J10	PANEL, PUMP CASE UNDER	1	
5	17472-90L00	GASKET, PUMP CASE PANEL	1	
6	17473-94J00	GASKET, WATER PUMP CASE	1	
7-1	17561-90L10	TUBE, WATER (S)	1	W/TRANSOM(S)
7-2	17561-90L00	TUBE, WATER (L)	1	W/TRANSOM(L)
8	17563-94J00	GROMMET, WATER TUBE	1	
9	17564-93900	BUSH, WATER PUMP CASE	1	
10	17631-99J20	FILTER, WATER PORT SIDE	1	
11	17632-99J30	FILTER, WATER STBD SIDE	1	
12	03141-0416A	SCREW	1	
13	29141-93J00	NUT, WATER PUMP CASE	4	
14	09108-06141	STUD BOLT	4	
15	09160-06082	WASHER (6.5X13X1.0)	4	
16	09420-03009	KEY	1	
17	09202-04008	PIN (4X9)	2	
18	17417-93910	GROMMET, PUMP CASE	1	
19	17563-93900	RUBBER, WATER TUBE, UPPER	1	
20	17400-90L01	KIT, WATER PUMP REPAIR	1	OPT

FIG.160H

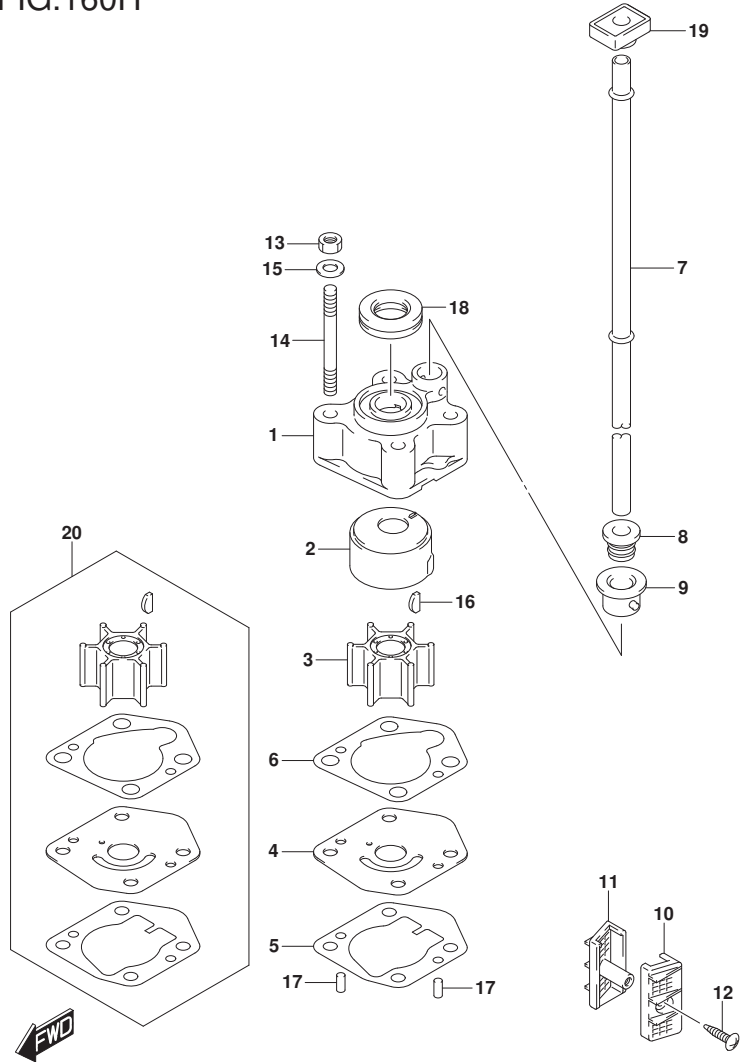


FIG.160H (1-E-13) WATER PUMP (DT15A P81)

REF NO.	PART NO.	DESCRIPTION	Q'TY	REMARKS
1	17411-94J00	CASE, WATER PUMP	1	
2	17413-94J10	SLEEVE, WATER PUMP CASE	1	
3	17461-939M0	IMPELLER, WATER PUMP	1	
4	17471-99J10	PANEL, PUMP CASE UNDER	1	
5	17472-90L00	GASKET, PUMP CASE PANEL	1	
6	17473-94J00	GASKET, WATER PUMP CASE	1	
7-1	17561-90L10	TUBE, WATER (S)	1	W/TRANSOM(S)
7-2	17561-90L00	TUBE, WATER (L)	1	W/TRANSOM(L)
8	17563-94J00	GROMMET, WATER TUBE	1	
9	17564-93900	BUSH, WATER PUMP CASE	1	
10	17631-99J20	FILTER, WATER PORT SIDE	1	
11	17632-99J30	FILTER, WATER STBD SIDE	1	
12	03141-0416A	SCREW	1	
13	29141-93J00	NUT, WATER PUMP CASE	4	
14	09108-06141	STUD BOLT	4	
15	09160-06082	WASHER (6.5X13X1.0)	4	
16	09420-03009	KEY	1	
17	09202-04008	PIN (4X9)	2	
18	17417-93910	GROMMET, PUMP CASE	1	
19	17563-93900	RUBBER, WATER TUBE, UPPER	1	
20	17400-90L01	KIT, WATER PUMP REPAIR	1	OPT

FIG.160J

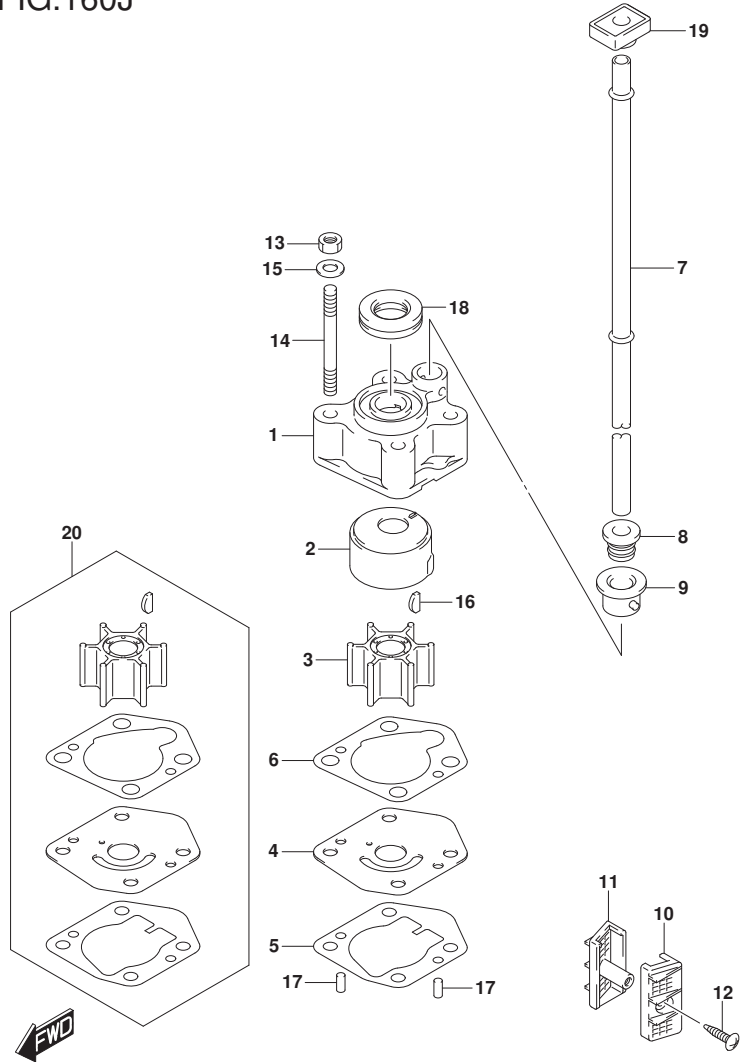


FIG.160J (1-E-14) WATER PUMP (DT15AK P36)

REF NO.	PART NO.	DESCRIPTION	Q'TY	REMARKS
1	17411-94J00	CASE, WATER PUMP	1	
2	17413-94J10	SLEEVE, WATER PUMP CASE	1	
3	17461-939M0	IMPELLER, WATER PUMP	1	
4	17471-99J10	PANEL, PUMP CASE UNDER	1	
5	17472-90L00	GASKET, PUMP CASE PANEL	1	
6	17473-94J00	GASKET, WATER PUMP CASE	1	
7-1	17561-90L10	TUBE, WATER (S)	1	W/TRANSOM(S)
7-2	17561-90L00	TUBE, WATER (L)	1	W/TRANSOM(L)
8	17563-94J00	GROMMET, WATER TUBE	1	
9	17564-93900	BUSH, WATER PUMP CASE	1	
10	17631-99J20	FILTER, WATER PORT SIDE	1	
11	17632-99J30	FILTER, WATER STBD SIDE	1	
12	03141-0416A	SCREW	1	
13	29141-93J00	NUT, WATER PUMP CASE	4	
14	09108-06141	STUD BOLT	4	
15	09160-06082	WASHER (6.5X13X1.0)	4	
16	09420-03009	KEY	1	
17	09202-04008	PIN (4X9)	2	
18	17417-93910	GROMMET, PUMP CASE	1	
19	17563-93900	RUBBER, WATER TUBE, UPPER	1	
20	17400-90L01	KIT, WATER PUMP REPAIR	1	OPT

FIG.166A

FIG.166A (1-E-15) THROTTLE CONTROL (DT9.9A P40)

REF NO.	PART NO.	DESCRIPTION	Q'TY	REMARKS
1	19121-90L01	LEVER, THROTTLE	1	
2	19141-90L01	CAM, THROTTLE	1	
3	19811-95L00	LIMITER, THROTTLE	1	
4	19812-95L00	STOPPER, THROTTLE LIMITER	1	
5	09205-02006	SPRING PIN (2X12)	1	
6	09385-04003	CLIP	1	
7	09160-06066	WASHER (6.5X20X1.6)	1	
8	01550-06127	BOLT	1	
9	01550-05167	BOLT	2	
10	02112-05207	SCREW	1	
11	08322-01057	WASHER	1	
12	19132-94501	CONNECTOR	1	
13	09119-05010	PIVOT	2	
14	08310-00057	NUT	1	
15	08310-00057	NUT	1	

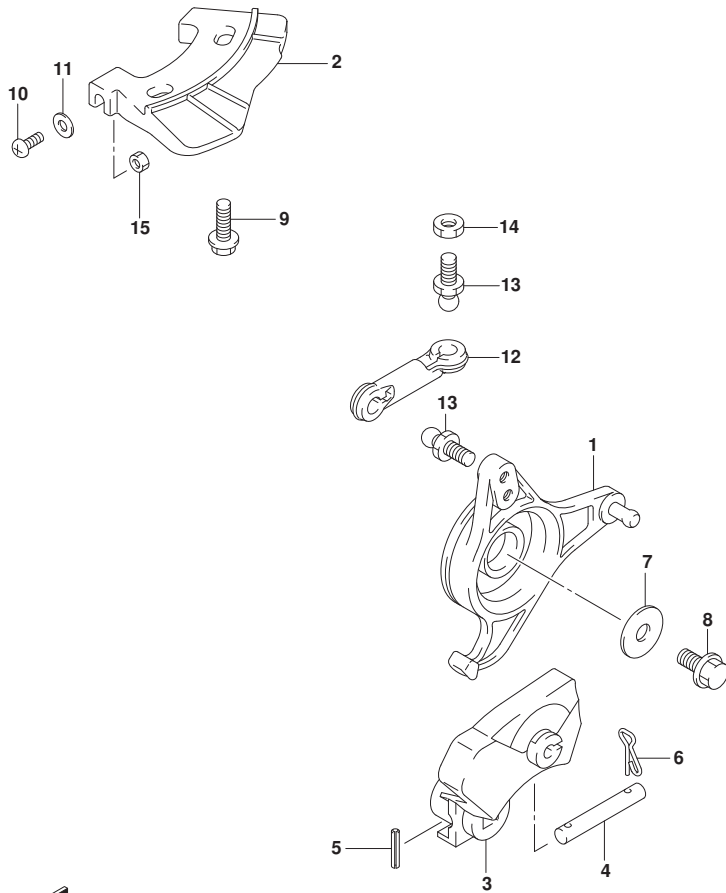


FIG.166B

FIG.166B (1-F-2) THROTTLE CONTROL (DT9.9A P36)

REF NO.	PART NO.	DESCRIPTION	Q'TY	REMARKS
1	19121-90L01	LEVER, THROTTLE	1	
2	19141-90L01	CAM, THROTTLE	1	
3	19811-95L00	LIMITER, THROTTLE	1	
4	19812-95L00	STOPPER, THROTTLE LIMITER	1	
5	09205-02006	SPRING PIN (2X12)	1	
6	09385-04003	CLIP	1	
7	09160-06066	WASHER (6.5X20X1.6)	1	
8	01550-06127	BOLT	1	
9	01550-05167	BOLT	2	
10	02112-05207	SCREW	1	
11	08322-01057	WASHER	1	
12	19132-94501	CONNECTOR	1	
13	09119-05010	PIVOT	2	
14	08310-00057	NUT	1	
15	08310-00057	NUT	1	

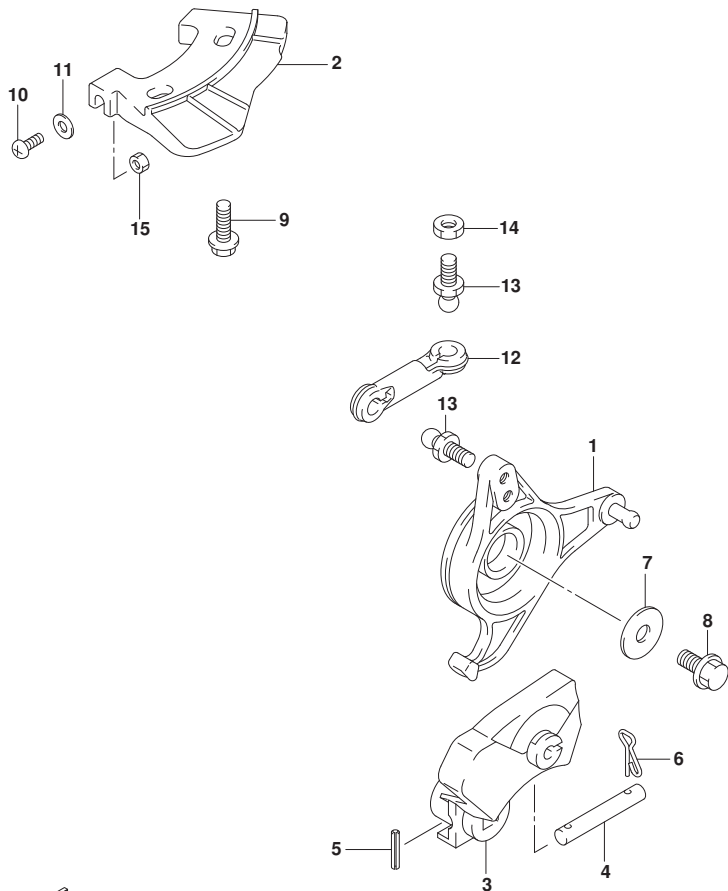


FIG.166C

FIG.166C (1-F-3) THROTTLE CONTROL (DT9.9A P81)

REF NO.	PART NO.	DESCRIPTION	Q'TY	REMARKS
1	19121-90L01	LEVER, THROTTLE	1	
2	19141-90L01	CAM, THROTTLE	1	
3	19811-95L00	LIMITER, THROTTLE	1	
4	19812-95L00	STOPPER, THROTTLE LIMITER	1	
5	09205-02006	SPRING PIN (2X12)	1	
6	09385-04003	CLIP	1	
7	09160-06066	WASHER (6.5X20X1.6)	1	
8	01550-06127	BOLT	1	
9	01550-05167	BOLT	2	
10	02112-05207	SCREW	1	
11	08322-01057	WASHER	1	
12	19132-94501	CONNECTOR	1	
13	09119-05010	PIVOT	2	
14	08310-00057	NUT	1	
15	08310-00057	NUT	1	

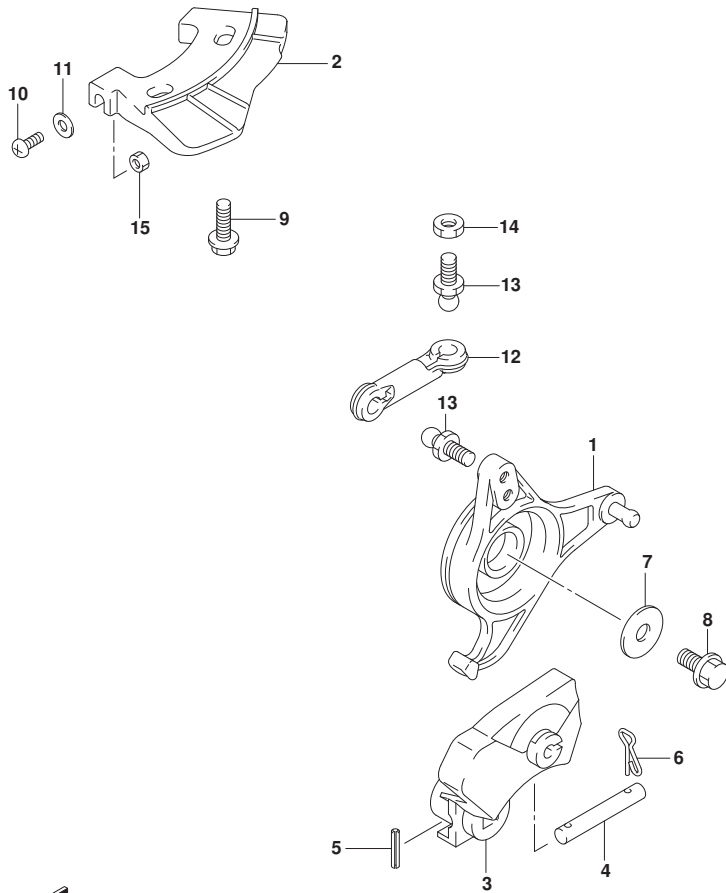


FIG.166D

FIG.166D (1-F-4) THROTTLE CONTROL (DT9.9AK P40)

REF NO.	PART NO.	DESCRIPTION	Q'TY	REMARKS
1	19121-90L01	LEVER, THROTTLE	1	
2	19141-93960	CAM, THROTTLE	1	
3	19811-95L00	LIMITER, THROTTLE	1	
4	19812-95L00	STOPPER, THROTTLE LIMITER	1	
5	09205-02006	SPRING PIN (2X12)	1	
6	09385-04003	CLIP	1	
7	09160-06066	WASHER (6.5X20X1.6)	1	
8	01550-06127	BOLT	1	
9	01550-05167	BOLT	2	
10	19132-95500	CONNECTOR	1	
11	09119-05010	PIVOT	2	
12	08310-00057	NUT	1	

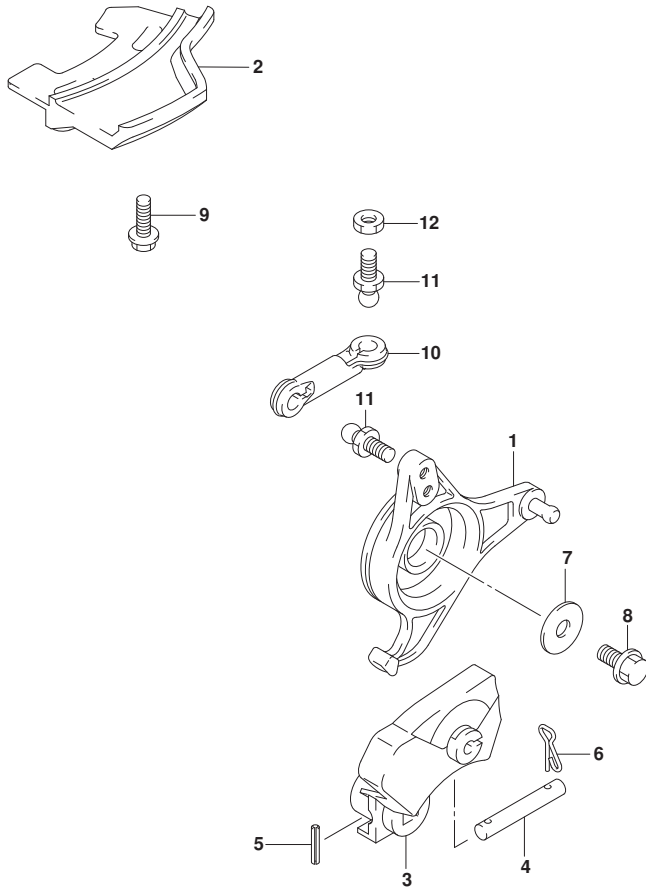


FIG.166E

FIG.166E (1-F-5) THROTTLE CONTROL (DT9.9AK P36)

REF NO.	PART NO.	DESCRIPTION	Q'TY	REMARKS
1	19121-90L01	LEVER, THROTTLE	1	
2	19141-93960	CAM, THROTTLE	1	
3	19811-95L00	LIMITER, THROTTLE	1	
4	19812-95L00	STOPPER, THROTTLE LIMITER	1	
5	09205-02006	SPRING PIN (2X12)	1	
6	09385-04003	CLIP	1	
7	09160-06066	WASHER (6.5X20X1.6)	1	
8	01550-06127	BOLT	1	
9	01550-05167	BOLT	2	
10	19132-95500	CONNECTOR	1	
11	09119-05010	PIVOT	2	
12	08310-00057	NUT	1	

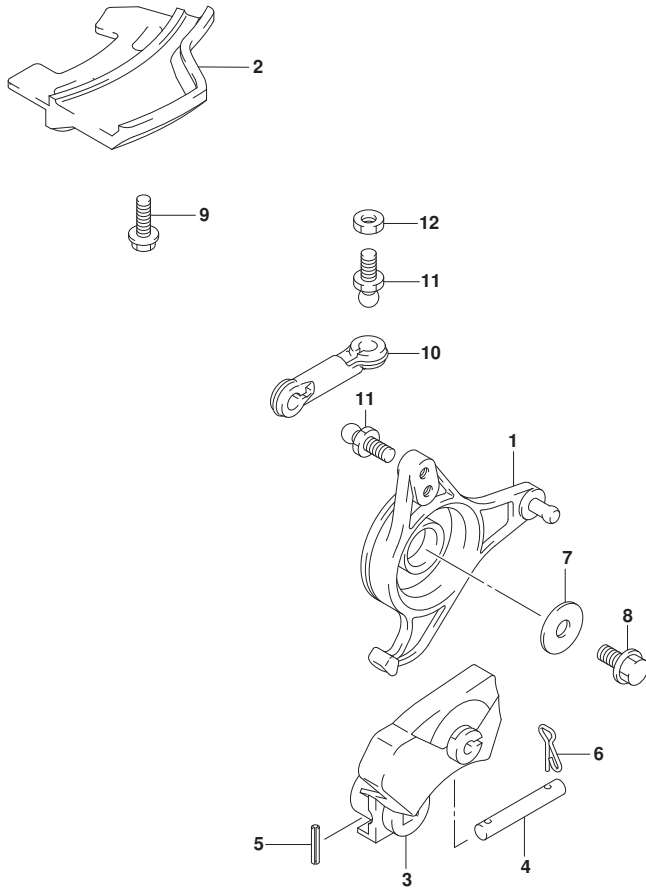


FIG.166F

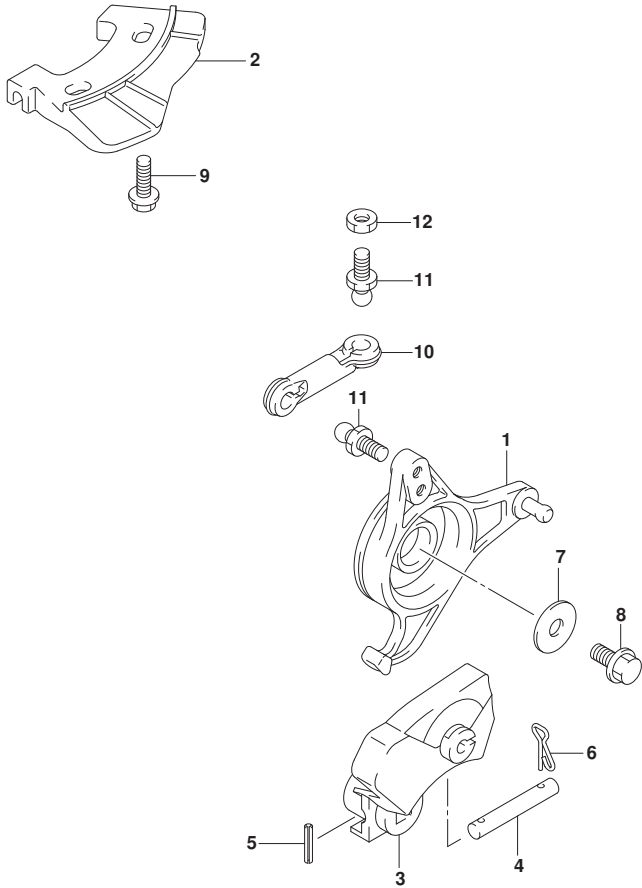


FIG.166F (1-F-6) THROTTLE CONTROL (DT15A P40)

REF NO.	PART NO.	DESCRIPTION	QTY	REMARKS
1	19121-90L01	LEVER, THROTTLE	1	
2	19141-90L01	CAM, THROTTLE	1	
3	19811-95L00	LIMITER, THROTTLE	1	
4	19812-95L00	STOPPER, THROTTLE LIMITER	1	
5	09205-02006	SPRING PIN (2X12)	1	
6	09385-04003	CLIP	1	
7	09160-06066	WASHER (6.5X20X1.6)	1	
8	01550-06127	BOLT	1	
9	01550-05167	BOLT	2	
10	19132-94501	CONNECTOR	1	
11	09119-05010	PIVOT	2	
12	08310-00057	NUT	1	



FIG.166G

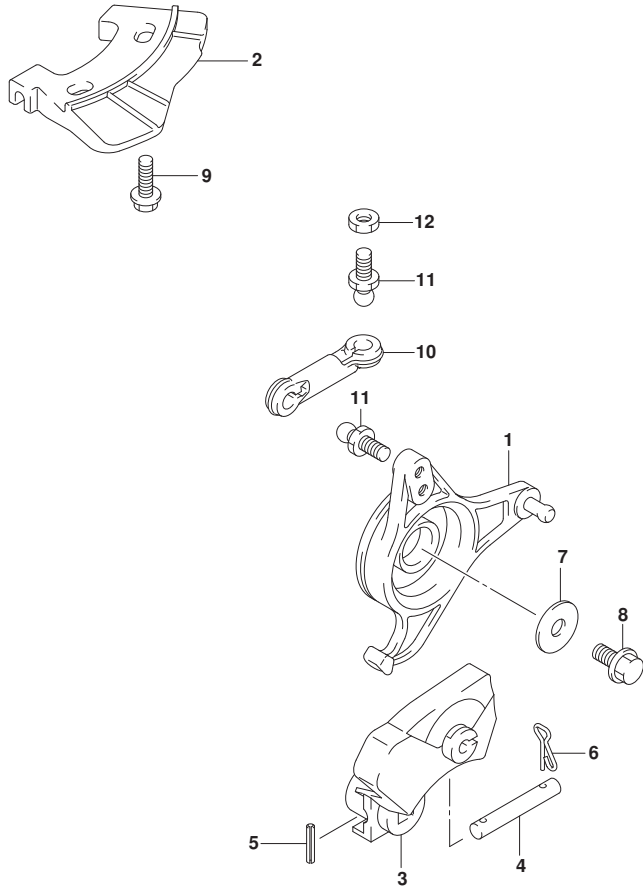


FIG.166G (1-F-7) THROTTLE CONTROL (DT15A P36)

REF NO.	PART NO.	DESCRIPTION	Q'TY	REMARKS
1	19121-90L01	LEVER, THROTTLE	1	
2	19141-90L01	CAM, THROTTLE	1	
3	19811-95L00	LIMITER, THROTTLE	1	
4	19812-95L00	STOPPER, THROTTLE LIMITER	1	
5	09205-02006	SPRING PIN (2X12)	1	
6	09385-04003	CLIP	1	
7	09160-06066	WASHER (6.5X20X1.6)	1	
8	01550-06127	BOLT	1	
9	01550-05167	BOLT	2	
10	19132-94501	CONNECTOR	1	
11	09119-05010	PIVOT	2	
12	08310-00057	NUT	1	



FIG.166H

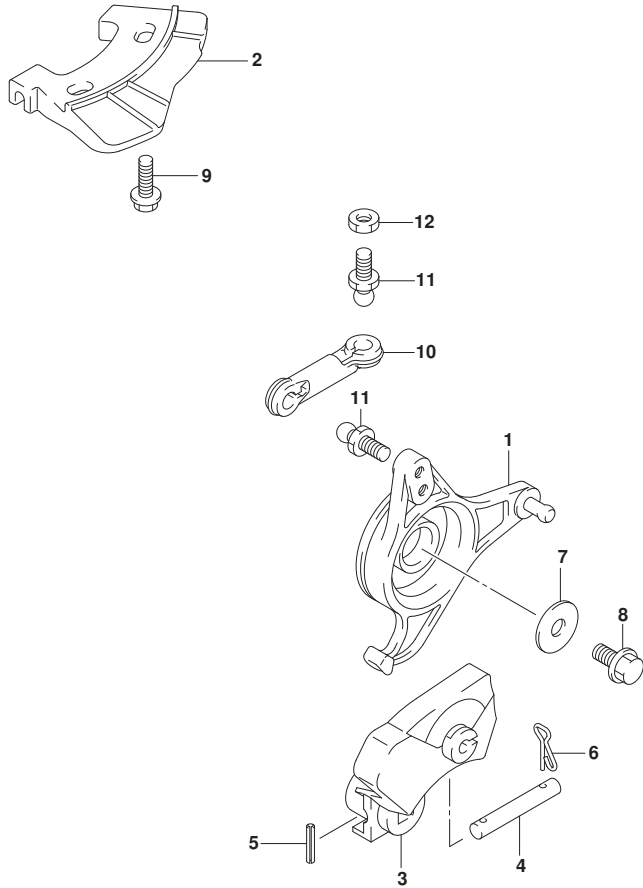


FIG.166H (1-F-8) THROTTLE CONTROL (DT15A P81)

REF NO.	PART NO.	DESCRIPTION	Q'TY	REMARKS
1	19121-90L01	LEVER, THROTTLE	1	
2	19141-90L01	CAM, THROTTLE	1	
3	19811-95L00	LIMITER, THROTTLE	1	
4	19812-95L00	STOPPER, THROTTLE LIMITER	1	
5	09205-02006	SPRING PIN (2X12)	1	
6	09385-04003	CLIP	1	
7	09160-06066	WASHER (6.5X20X1.6)	1	
8	01550-06127	BOLT	1	
9	01550-05167	BOLT	2	
10	19132-94501	CONNECTOR	1	
11	09119-05010	PIVOT	2	
12	08310-00057	NUT	1	



FIG.166J

FIG.166J (1-F-9) THROTTLE CONTROL (DT15AK P36)

REF NO.	PART NO.	DESCRIPTION	Q'TY	REMARKS
1	19121-90L01	LEVER, THROTTLE	1	
2	19141-93960	CAM, THROTTLE	1	
3	19811-95L00	LIMITER, THROTTLE	1	
4	19812-95L00	STOPPER, THROTTLE LIMITER	1	
5	09205-02006	SPRING PIN (2X12)	1	
6	09385-04003	CLIP	1	
7	09160-06066	WASHER (6.5X20X1.6)	1	
8	01550-06127	BOLT	1	
9	01550-05167	BOLT	2	
10	19132-95500	CONNECTOR	1	
11	09119-05010	PIVOT	2	
12	08310-00057	NUT	1	

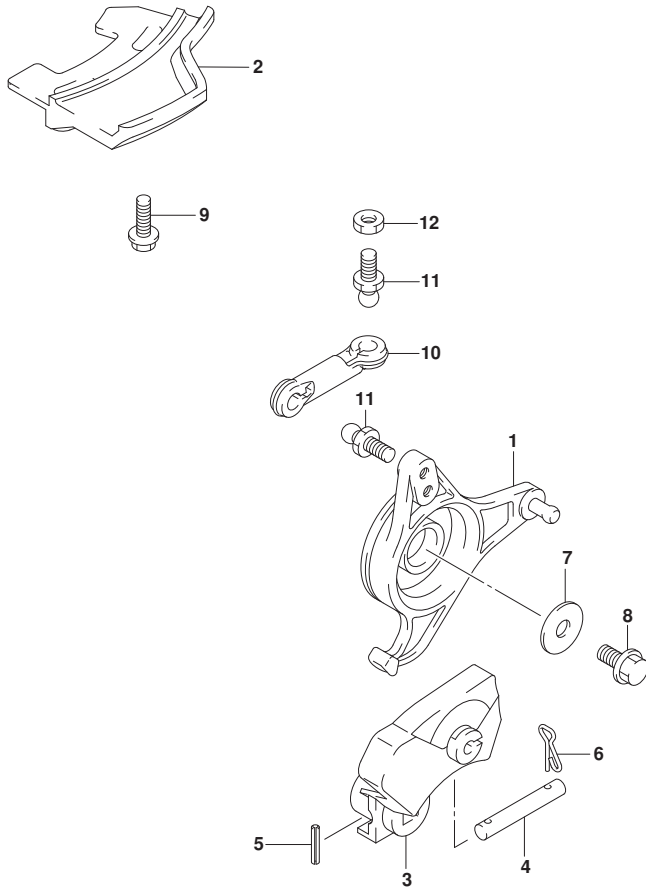


FIG.167A

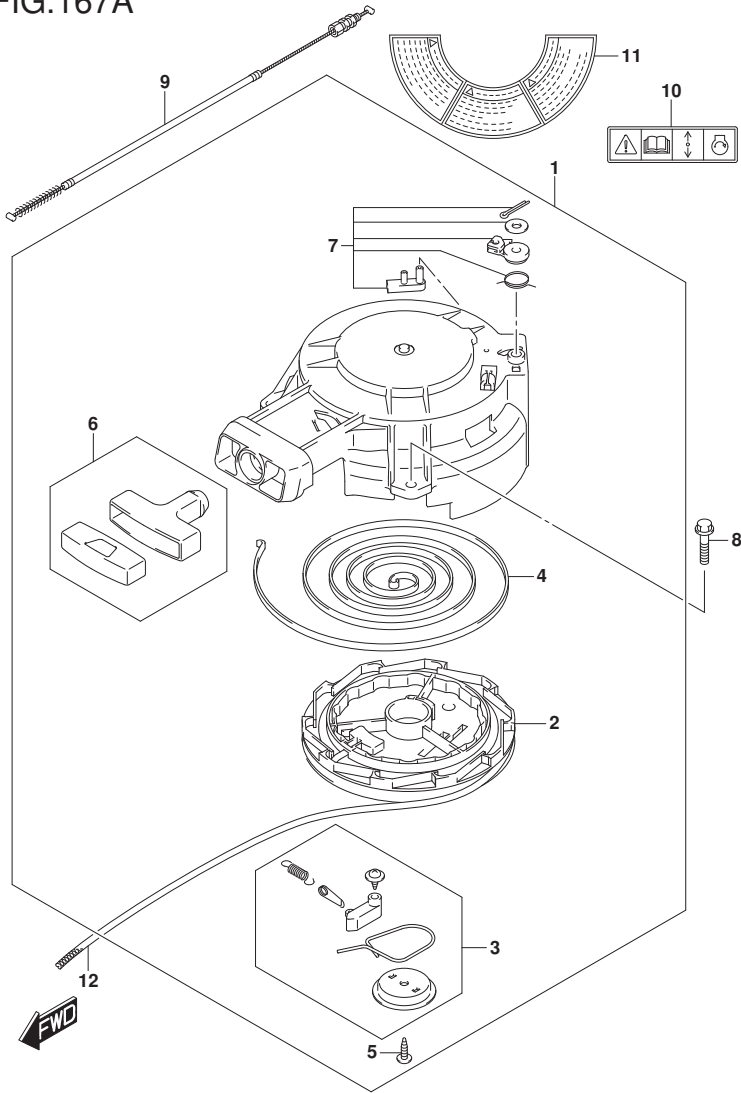


FIG.167A (1-F-10) RECOIL STARTER

REF NO.	PART NO.	DESCRIPTION	Q'TY	REMARKS
1	18100-90L10	STARTER ASSY, RECOIL	1	
2	18121-94JL0	.REEL	1	
3	18130-93E01	.RATCHET SET	1	
4	18142-93E00	.SPRING, SPIRAL	1	
5	18132-89L00	.SCREW, TAPPING	1	
6	18210-95L00	.GRIP ASSY	1	
7	18280-93E00	.NSI SET	1	
8	01550-06207	BOLT	3	
9	18290-90L00	CABLE ASSY, NSI	1	
10	69711-93E10	LABEL (S.I.G.P.)	1	
11	61472-94J00	LABEL, RECOIL STARTER	1	
12	99000-81159-50M	ROPE	1	OPT L:50000->1500

FIG.208A

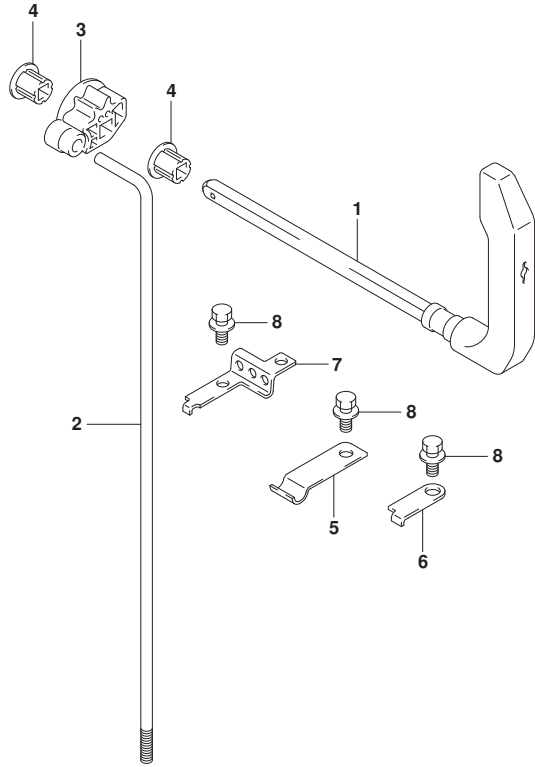


FIG.208A (1-F-11) CLUTCH LEVER (DT9.9A P40)

REF NO.	PART NO.	DESCRIPTION	Q'TY	REMARKS
1	21110-90L01	LEVER, CLUTCH	1	
2	23111-95L00	ROD, CLUTCH	1	
3	23211-95L00	ARM, CLUTCH ROD	1	
4	21221-95L00	BUSH, CLUTCH LEVER	2	
5	23213-95L00	SPRING, NOTCH PLATE	1	
6	21126-92D00	HOLDER, CLUTCH SHAFT	1	
7	21126-95L00	HOLDER, CLUTCH SHAFT	1	
8	09116-06225	BOLT (6X15)	3	

FIG.208B

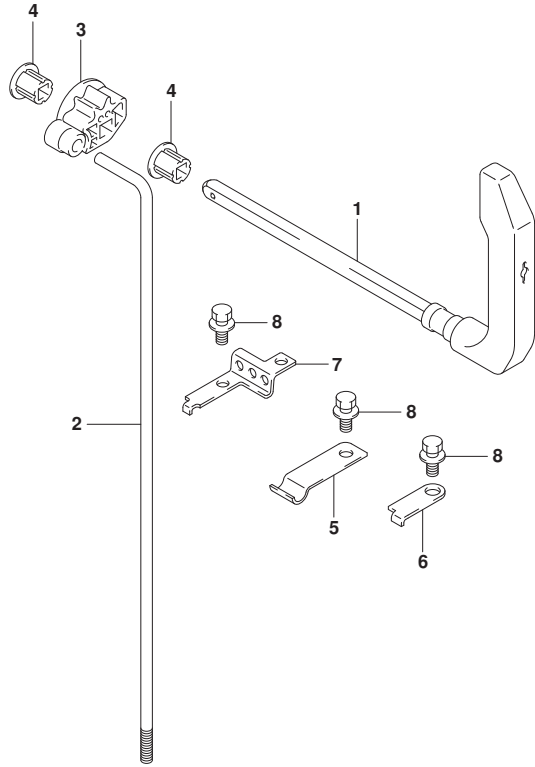


FIG.208B (1-F-12) CLUTCH LEVER (DT9.9A P36)

REF NO.	PART NO.	DESCRIPTION	Q'TY	REMARKS
1	21110-90L01	LEVER, CLUTCH	1	
2	23111-95L00	ROD, CLUTCH	1	
3	23211-95L00	ARM, CLUTCH ROD	1	
4	21221-95L00	BUSH, CLUTCH LEVER	2	
5	23213-95L00	SPRING, NOTCH PLATE	1	
6	21126-92D00	HOLDER, CLUTCH SHAFT	1	
7	21126-95L00	HOLDER, CLUTCH SHAFT	1	
8	09116-06225	BOLT (6X15)	3	

FIG.208C

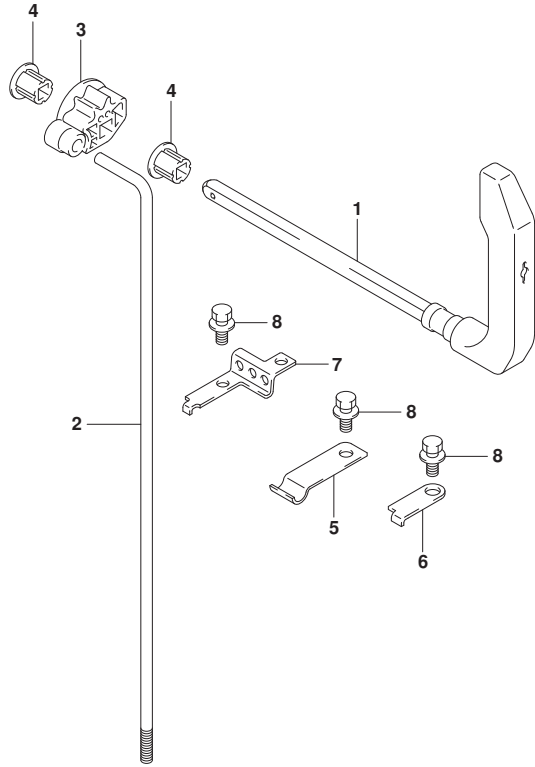


FIG.208C (1-F-13) CLUTCH LEVER (DT9.9A P81)

REF NO.	PART NO.	DESCRIPTION	Q'TY	REMARKS
1	21110-90L01	LEVER, CLUTCH	1	
2	23111-95L00	ROD, CLUTCH	1	
3	23211-95L00	ARM, CLUTCH ROD	1	
4	21221-95L00	BUSH, CLUTCH LEVER	2	
5	23213-95L00	SPRING, NOTCH PLATE	1	
6	21126-92D00	HOLDER, CLUTCH SHAFT	1	
7	21126-95L00	HOLDER, CLUTCH SHAFT	1	
8	09116-06225	BOLT (6X15)	3	

FIG.208D

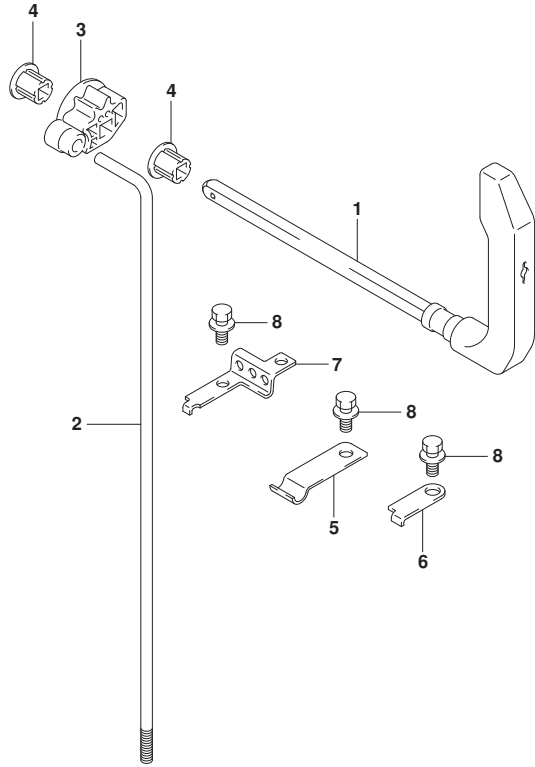


FIG.208D (1-F-14) CLUTCH LEVER (DT9.9AK P40)

REF NO.	PART NO.	DESCRIPTION	Q'TY	REMARKS
1	21110-90L01	LEVER, CLUTCH	1	
2	23111-95L00	ROD, CLUTCH	1	
3	23211-95L00	ARM, CLUTCH ROD	1	
4	21221-95L00	BUSH, CLUTCH LEVER	2	
5	23213-95L00	SPRING, NOTCH PLATE	1	
6	21126-92D00	HOLDER, CLUTCH SHAFT	1	
7	21126-95L00	HOLDER, CLUTCH SHAFT	1	
8	09116-06225	BOLT (6X15)	3	

FIG.208E

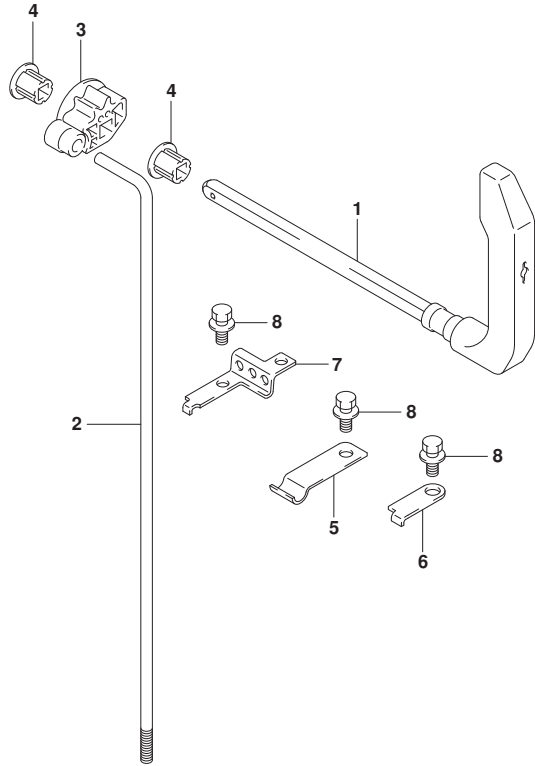


FIG.208E (1-F-15) CLUTCH LEVER (DT9.9AK P36)

REF NO.	PART NO.	DESCRIPTION	Q'TY	REMARKS
1	21110-90L01	LEVER, CLUTCH	1	
2	23111-95L00	ROD, CLUTCH	1	
3	23211-95L00	ARM, CLUTCH ROD	1	
4	21221-95L00	BUSH, CLUTCH LEVER	2	
5	23213-95L00	SPRING, NOTCH PLATE	1	
6	21126-92D00	HOLDER, CLUTCH SHAFT	1	
7	21126-95L00	HOLDER, CLUTCH SHAFT	1	
8	09116-06225	BOLT (6X15)	3	

FIG.208F

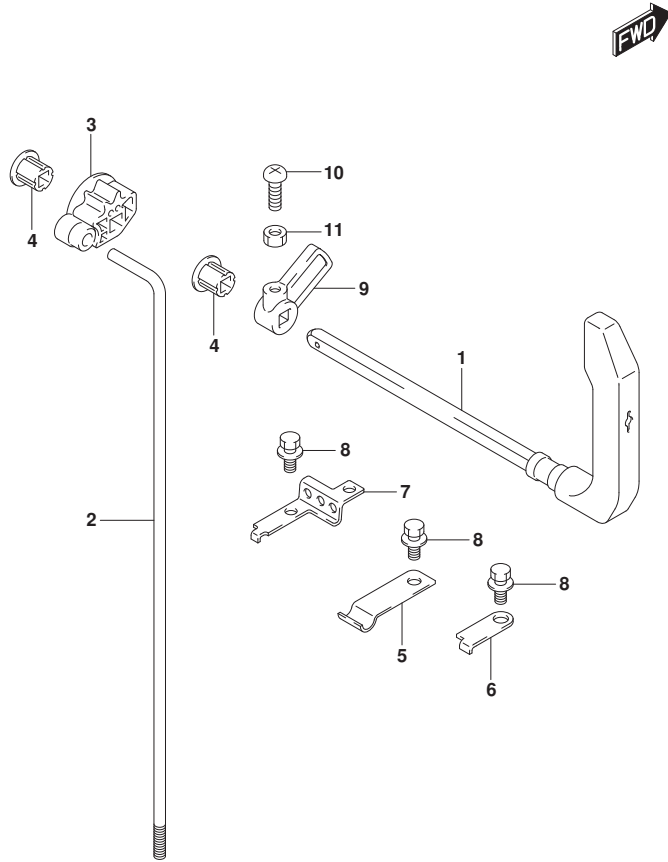


FIG.208F (1-G-2) CLUTCH LEVER (DT15A P40)

REF NO.	PART NO.	DESCRIPTION	Q'TY	REMARKS
1	21110-90L01	LEVER, CLUTCH	1	
2	23111-95L00	ROD, CLUTCH	1	
3	23211-95L00	ARM, CLUTCH ROD	1	
4	21221-95L00	BUSH, CLUTCH LEVER	2	
5	23213-95L00	SPRING, NOTCH PLATE	1	
6	21126-92D00	HOLDER, CLUTCH SHAFT	1	
7	21126-95L00	HOLDER, CLUTCH SHAFT	1	
8	09116-06225	BOLT (6X15)	3	
9	21313-93900	ARM, ELECTRICAL NSI	1	ELECTRIC STARTER
10	02112-05167	SCREW	1	ELECTRIC STARTER
11	08310-00057	NUT	1	ELECTRIC STARTER

FIG.208G

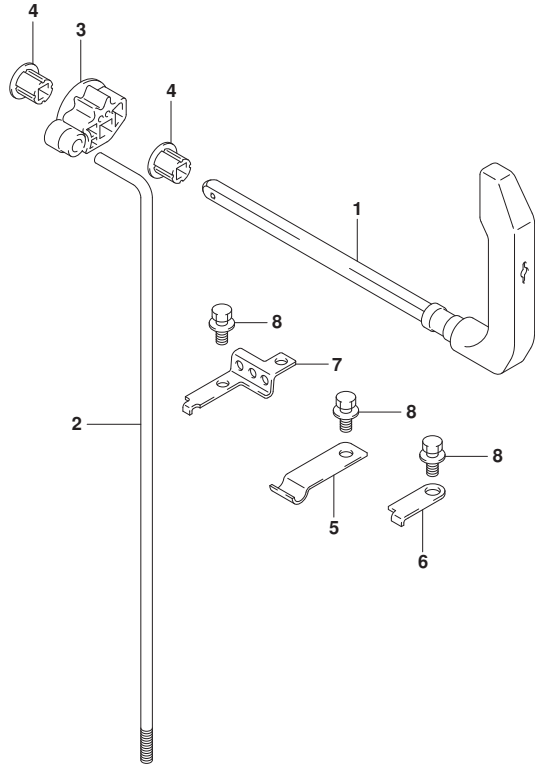


FIG.208G (1-G-3) CLUTCH LEVER (DT15A P36)

REF NO.	PART NO.	DESCRIPTION	Q'TY	REMARKS
1	21110-90L01	LEVER, CLUTCH	1	
2	23111-95L00	ROD, CLUTCH	1	
3	23211-95L00	ARM, CLUTCH ROD	1	
4	21221-95L00	BUSH, CLUTCH LEVER	2	
5	23213-95L00	SPRING, NOTCH PLATE	1	
6	21126-92D00	HOLDER, CLUTCH SHAFT	1	
7	21126-95L00	HOLDER, CLUTCH SHAFT	1	
8	09116-06225	BOLT (6X15)	3	

FIG.208H

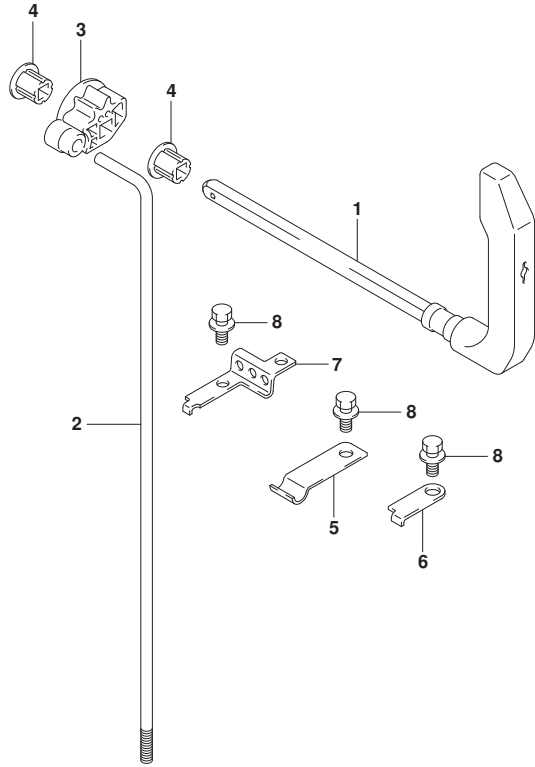


FIG.208H (1-G-4) CLUTCH LEVER (DT15A P81)

REF NO.	PART NO.	DESCRIPTION	Q'TY	REMARKS
1	21110-90L01	LEVER, CLUTCH	1	
2	23111-95L00	ROD, CLUTCH	1	
3	23211-95L00	ARM, CLUTCH ROD	1	
4	21221-95L00	BUSH, CLUTCH LEVER	2	
5	23213-95L00	SPRING, NOTCH PLATE	1	
6	21126-92D00	HOLDER, CLUTCH SHAFT	1	
7	21126-95L00	HOLDER, CLUTCH SHAFT	1	
8	09116-06225	BOLT (6X15)	3	

FIG.208J

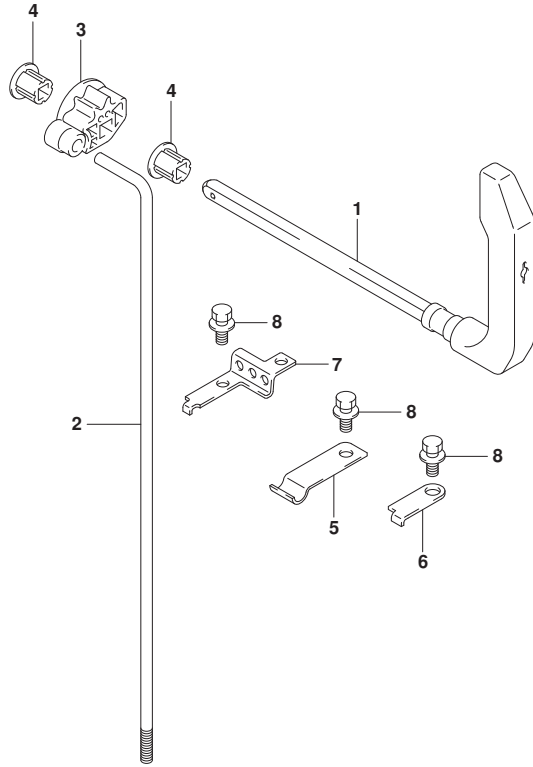


FIG.208J (1-G-5) CLUTCH LEVER (DT15AK P36)

REF NO.	PART NO.	DESCRIPTION	Q'TY	REMARKS
1	21110-90L01	LEVER, CLUTCH	1	
2	23111-95L00	ROD, CLUTCH	1	
3	23211-95L00	ARM, CLUTCH ROD	1	
4	21221-95L00	BUSH, CLUTCH LEVER	2	
5	23213-95L00	SPRING, NOTCH PLATE	1	
6	21126-92D00	HOLDER, CLUTCH SHAFT	1	
7	21126-95L00	HOLDER, CLUTCH SHAFT	1	
8	09116-06225	BOLT (6X15)	3	

FIG.210A

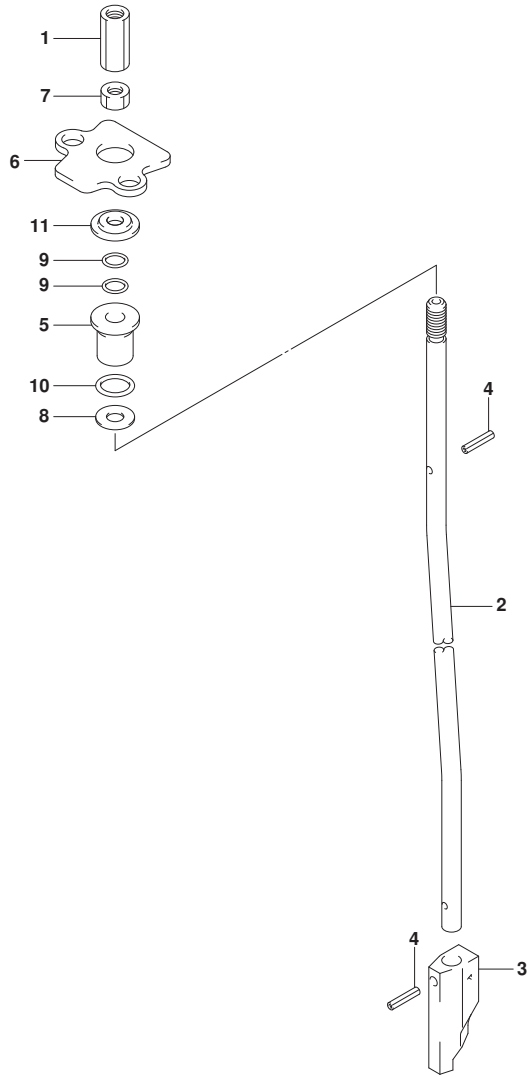


FIG.210A (1-G-6) SHIFT ROD (DT9.9A P40)

REF NO.	PART NO.	DESCRIPTION	Q'TY	REMARKS
1	23311-95J00	CONNECTOR, CLUTCH ROD	1	
2-1	25111-90L01	ROD, SHIFT (S)	1	W/TRANSOM (S)
2-2	25111-90L11	ROD, SHIFT (L)	1	W/TRANSOM (L)
3	25311-99J00	CAM, SHIFT	1	
4	09205-02004	SPRING PIN (2.5X12)	2	
5	25211-99JL0	GUIDE, SHIFT ROD	1	
6	25215-90L00	STOPPER, SHIFT ROD GUIDE	1	
7	29141-93J00	NUT, CLUTCH ROD (M6)	1	
8	09160-06082	WASHER (6.5X13X1.0)	1	
9	09280-06012	O RING (D:1.7,ID:5.8)	2	
10	09280-09012	O RING (D:2.3,ID:9)	1	
11	09289-06L02	DUST SEAL (5X17X3.5)	1	



FIG.210C

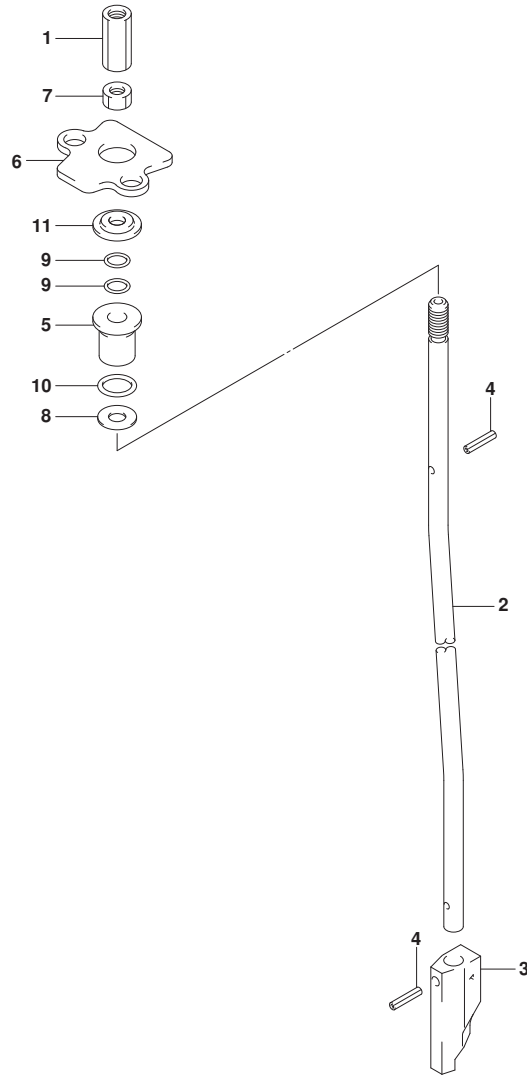


FIG.210C (1-G-8) SHIFT ROD (DT9.9A P81)

REF NO.	PART NO.	DESCRIPTION	Q'TY	REMARKS
1	23311-95J00	CONNECTOR, CLUTCH ROD	1	
2-1	25111-90L01	ROD, SHIFT (S)	1	W/TRANSOM (S)
2-2	25111-90L11	ROD, SHIFT (L)	1	W/TRANSOM (L)
3	25311-99J00	CAM, SHIFT	1	
4	09205-02004	SPRING PIN (2.5X12)	2	
5	25211-99JL0	GUIDE, SHIFT ROD	1	
6	25215-90L00	STOPPER, SHIFT ROD GUIDE	1	
7	29141-93J00	NUT, CLUTCH ROD (M6)	1	
8	09160-06082	WASHER (6.5X13X1.0)	1	
9	09280-06012	O RING (D:1.7,ID:5.8)	2	
10	09280-09012	O RING (D:2.3,ID:9)	1	
11	09289-06L02	DUST SEAL (5X17X3.5)	1	



FIG.210D

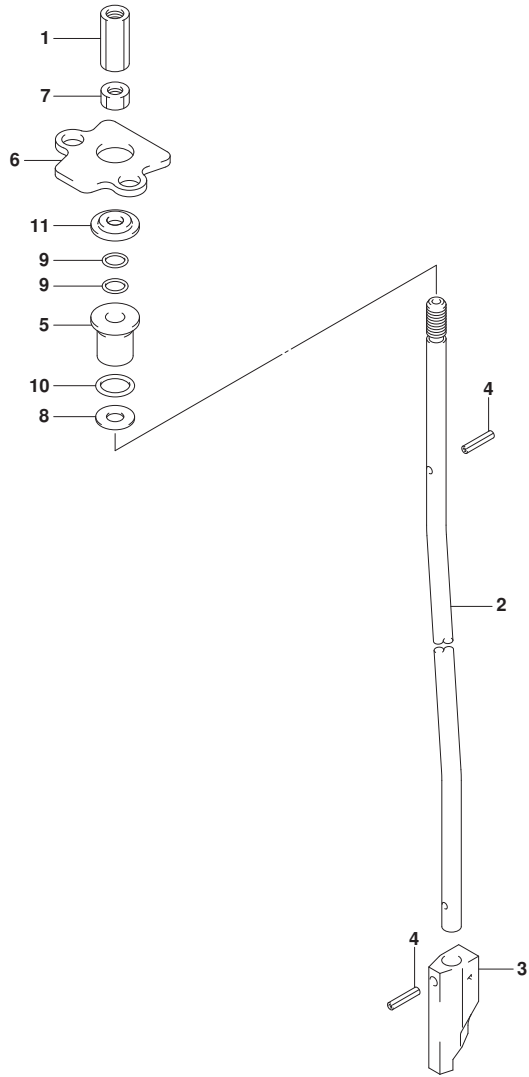


FIG.210D (1-G-9) SHIFT ROD (DT9.9AK P40)

REF NO.	PART NO.	DESCRIPTION	Q'TY	REMARKS
1	23311-95J00	CONNECTOR, CLUTCH ROD	1	
2	25111-90L11	ROD, SHIFT (L)	1	
3	25311-99J00	CAM, SHIFT	1	
4	09205-02004	SPRING PIN (2.5X12)	2	
5	25211-99JL0	GUIDE, SHIFT ROD	1	
6	25215-90L00	STOPPER, SHIFT ROD GUIDE	1	
7	29141-93J00	NUT, CLUTCH ROD (M6)	1	
8	09160-06082	WASHER (6.5X13X1.0)	1	
9	09280-06012	O RING (D:1.7,ID:5.8)	2	
10	09280-09012	O RING (D:2.3,ID:9)	1	
11	09289-06L02	DUST SEAL (5X17X3.5)	1	

FIG.210F

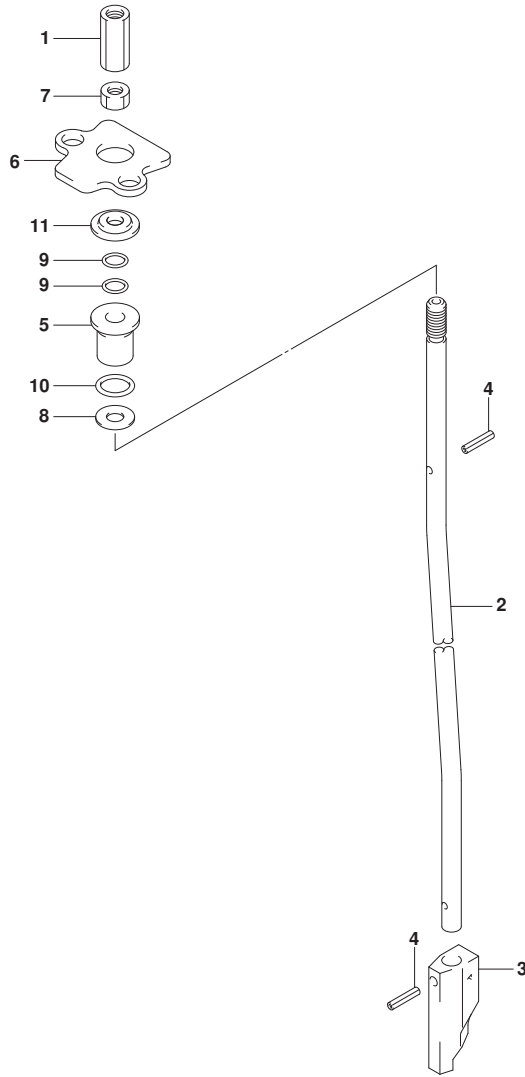


FIG.210F (1-G-11) SHIFT ROD (DT15A P40)

REF NO.	PART NO.	DESCRIPTION	Q'TY	REMARKS
1	23311-95J00	CONNECTOR, CLUTCH ROD	1	
2-1	25111-90L01	ROD, SHIFT (S)	1	W/TRANSOM (S)
2-2	25111-90L11	ROD, SHIFT (L)	1	W/TRANSOM (L)
3	25311-99J00	CAM, SHIFT	1	
4	09205-02004	SPRING PIN (2.5X12)	2	
5	25211-99JL0	GUIDE, SHIFT ROD	1	
6	25215-90L00	STOPPER, SHIFT ROD GUIDE	1	
7	29141-93J00	NUT, CLUTCH ROD (M6)	1	
8	09160-06082	WASHER (6.5X13X1.0)	1	
9	09280-06012	O RING (D:1.7,ID:5.8)	2	
10	09280-09012	O RING (D:2.3,ID:9)	1	
11	09289-06L02	DUST SEAL (5X17X3.5)	1	



FIG.210G

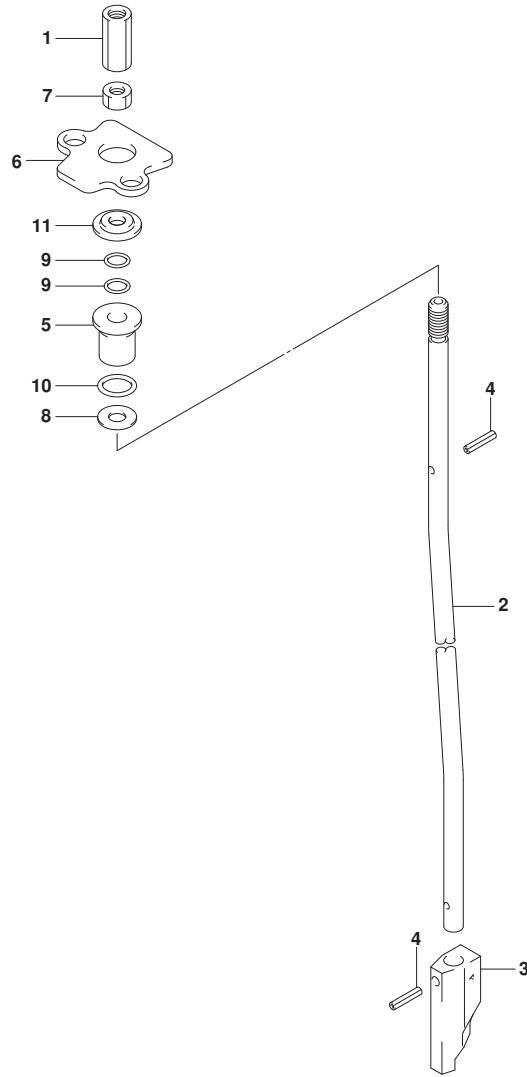


FIG.210G (1-G-12) SHIFT ROD (DT15A P36)

REF NO.	PART NO.	DESCRIPTION	Q'TY	REMARKS
1	23311-95J00	CONNECTOR, CLUTCH ROD	1	
2-1	25111-90L01	ROD, SHIFT (S)	1	W/TRANSOM (S)
2-2	25111-90L11	ROD, SHIFT (L)	1	W/TRANSOM (L)
3	25311-99J00	CAM, SHIFT	1	
4	09205-02004	SPRING PIN (2.5X12)	2	
5	25211-99JL0	GUIDE, SHIFT ROD	1	
6	25215-90L00	STOPPER, SHIFT ROD GUIDE	1	
7	29141-93J00	NUT, CLUTCH ROD (M6)	1	
8	09160-06082	WASHER (6.5X13X1.0)	1	
9	09280-06012	O RING (D:1.7,ID:5.8)	2	
10	09280-09012	O RING (D:2.3,ID:9)	1	
11	09289-06L02	DUST SEAL (5X17X3.5)	1	

FIG.210J

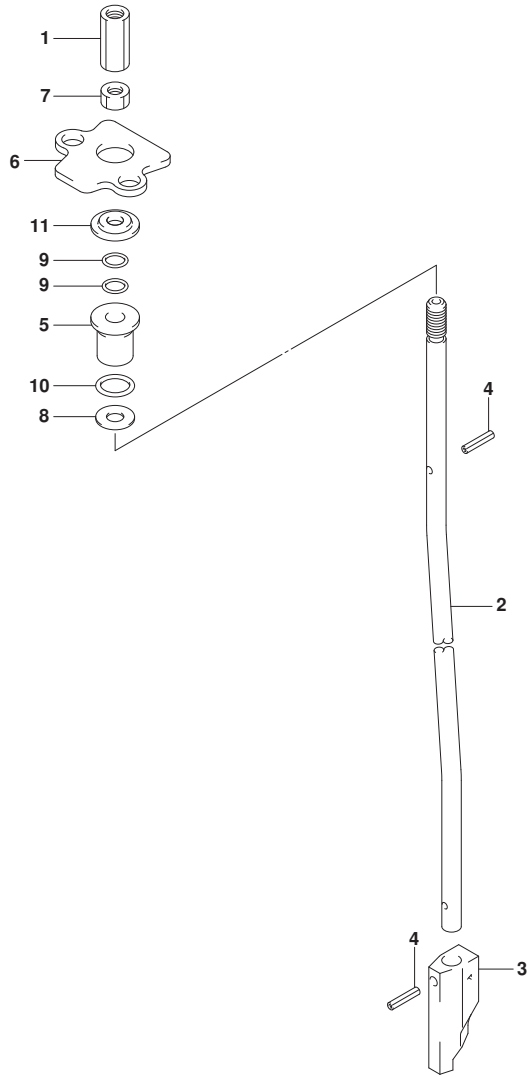
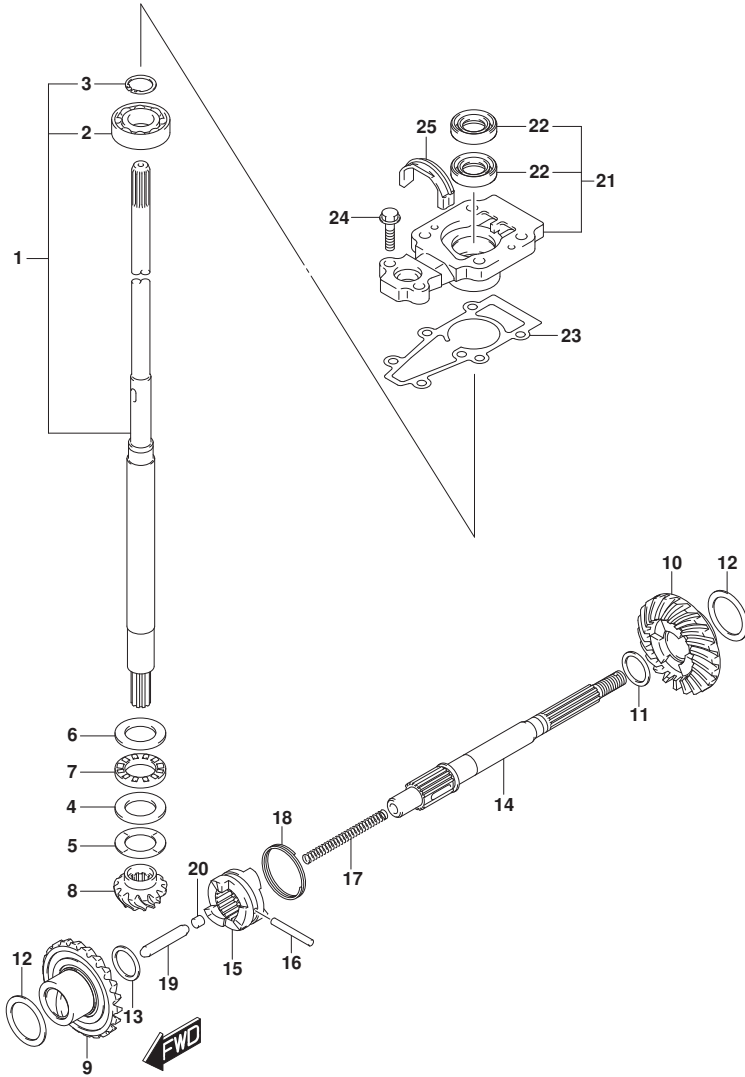


FIG.210J (1-G-14) SHIFT ROD (DT15AK P36)

REF NO.	PART NO.	DESCRIPTION	Q'TY	REMARKS
1	23311-95J00	CONNECTOR, CLUTCH ROD	1	
2-1	25111-90L01	ROD, SHIFT (S)	1	W/TRANSOM (S)
2-2	25111-90L11	ROD, SHIFT (L)	1	W/TRANSOM (L)
3	25311-99J00	CAM, SHIFT	1	
4	09205-02004	SPRING PIN (2.5X12)	2	
5	25211-99JL0	GUIDE, SHIFT ROD	1	
6	25215-90L00	STOPPER, SHIFT ROD GUIDE	1	
7	29141-93J00	NUT, CLUTCH ROD (M6)	1	
8	09160-06082	WASHER (6.5X13X1.0)	1	
9	09280-06012	O RING (D:1.7,ID:5.8)	2	
10	09280-09012	O RING (D:2.3,ID:9)	1	
11	09289-06L02	DUST SEAL (5X17X3.5)	1	

FIG.220A



DT9.9A_15A_P40_016_220A
TRANSMISSION

FIG.220A (1-G-15) TRANSMISSION (DT9.9A P40)

REF NO.	PART NO.	DESCRIPTION	Q'TY	REMARKS
1-1	57100-90L40	SHAFT ASSY, DRIVE (S)	1	W/TRANSOM(S)
1-2	57100-90L30	SHAFT ASSY, DRIVE (L)	1	W/TRANSOM(L)
2	08110-60020	.BEARING	1	
3	09380-15001	.SNAP RING	1	
4	09160-20027	WASHER (20X35X2.75)	1	
5-1	09181-20251	SHIM (T:1.0)	1	
5-2	09160-20042	SHIM (T:1.1)	1	
5-3	09160-20043	SHIM (T:1.2)	1	
5-4	09160-20044	SHIM (T:1.3)	1	
5-5	09181-20244	SHIM (T:0.7)	1	
5-6	09181-20246	SHIM (T:0.8)	1	
5-7	09181-20248	SHIM (T:0.9)	1	
6	09160-21009	WASHER (21X35X2.75)	1	
7	09263-20024	BEARING (20X35X4.5)	1	
8	57311-90L00	PINION	1	
9	57510-90L00	GEAR, FORWARD (NT:23)	1	
10	57521-90L00	GEAR, REVERSE (NT:23)	1	
11-1	09160-17024	WASHER (T:1.1)	1	REV
11-2	09160-17039	WASHER (T:1.2)	1	REV
11-3	09160-17025	WASHER (T:1.3)	1	REV
11-4	09160-17040	WASHER (T:1.4)	1	REV
11-5	09160-17026	WASHER (T:1.5)	1	REV
11-6	09160-17041	WASHER (T:1.6)	1	REV
11-7	09160-17027	WASHER (T:1.7)	1	REV
11-8	09160-17042	WASHER (T:1.8)	1	REV
11-9	09160-17028	WASHER (T:1.9)	1	REV
12-1	09181-25160	SHIM (T:0.7)	2	
12-2	09181-25162	SHIM (T:0.8)	2	
12-3	09181-25164	SHIM (T:0.9)	2	
12-4	09160-25040	SHIM (T:1.0)	2	
12-5	09160-25041	SHIM (T:1.1)	2	
12-6	09160-25042	SHIM (T:1.2)	2	
12-7	09181-25181	SHIM (T:1.3)	2	
13	09181-15156	SHIM (T:1.5)	1	FWD

DT9. 9A_15A_P40_016

FIG.220A

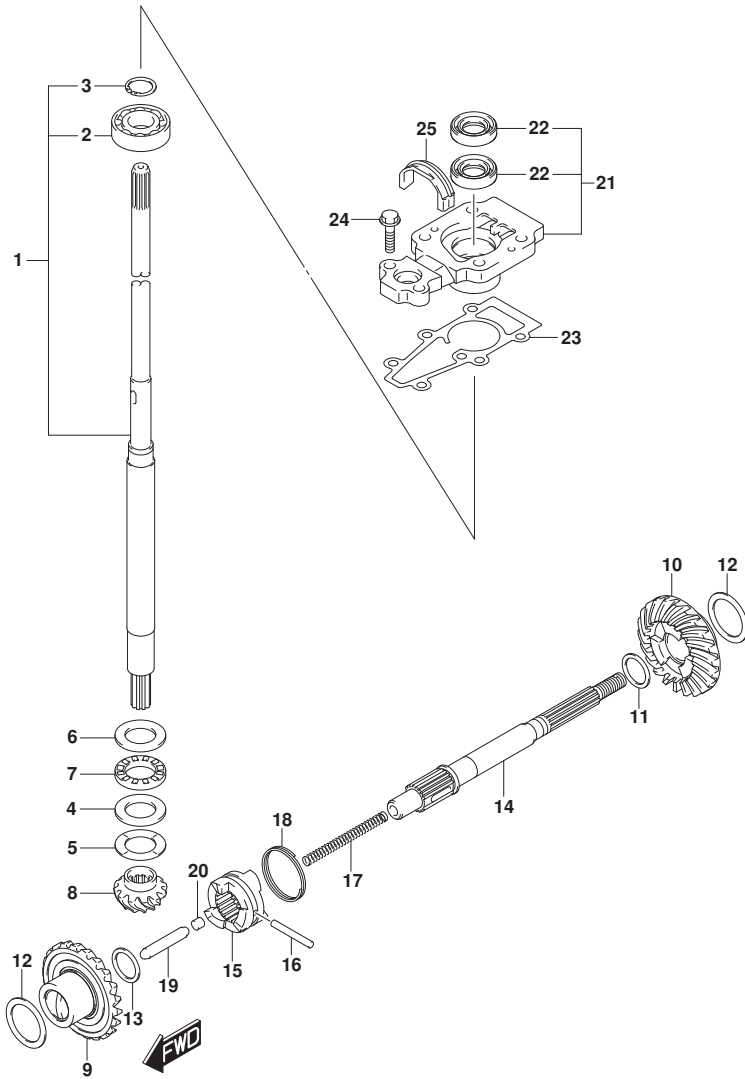
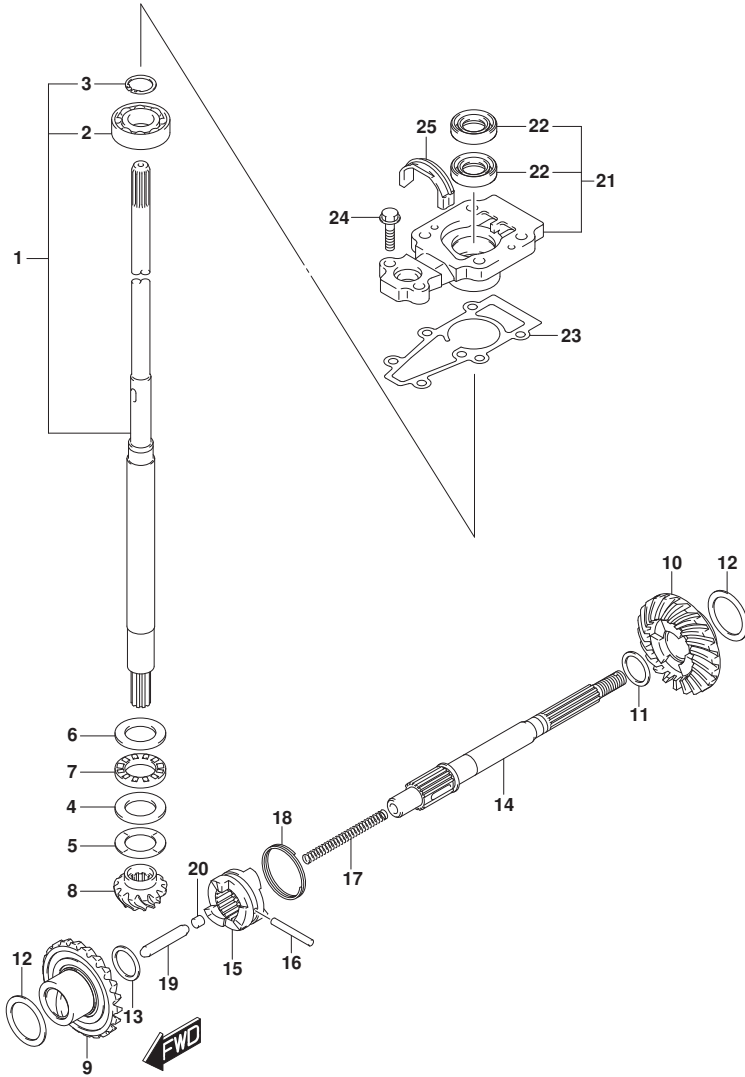


FIG.220A (1-H-2) TRANSMISSION (DT9.9A P40)

REF NO.	PART NO.	DESCRIPTION	Q'TY	REMARKS
14	57610-99JL0	SHAFT, PROPELLER	1	
15	57621-90L10	SHIFTER, CLUTCH DOG	1	
16	09202-04025	PIN (4X31)	1	
17	59441-94J00	SPRING, RETURN	1	
18	59441-99J00	SPRING, DOG	1	
19	57631-93901	ROD, PUSH	1	
20	57632-98501	PIN (6X6)	1	
21	56130-90L00	HOUSING, DRIVE SHAFT	1	
22	09282-13L01	.OIL SEAL (12.5X25X7)	2	
23	56132-99J10	GASKET, DRIVE SHAFT BRG HSG	1	
24	09116-06229	BOLT (6X25)	2	
25	55332-90L00	RUBBER, EXHAUST SEAL	1	

FIG.220B



DT9.9A_15A_P40_016_220B
TRANSMISSION

FIG.220B (1-H-3) TRANSMISSION (DT9.9A P36)

REF NO.	PART NO.	DESCRIPTION	Q'TY	REMARKS
1-1	57100-90L40	SHAFT ASSY, DRIVE (S)	1	W/TRANSOM(S)
1-2	57100-90L30	SHAFT ASSY, DRIVE (L)	1	W/TRANSOM(L)
2	08110-60020	.BEARING	1	
3	09380-15001	.SNAP RING	1	
4	09160-20027	WASHER (20X35X2.75)	1	
5-1	09181-20251	SHIM (T:1.0)	1	
5-2	09160-20042	SHIM (T:1.1)	1	
5-3	09160-20043	SHIM (T:1.2)	1	
5-4	09160-20044	SHIM (T:1.3)	1	
5-5	09181-20244	SHIM (T:0.7)	1	
5-6	09181-20246	SHIM (T:0.8)	1	
5-7	09181-20248	SHIM (T:0.9)	1	
6	09160-21009	WASHER (21X35X2.75)	1	
7	09263-20024	BEARING (20X35X4.5)	1	
8	57311-90L00	PINION	1	
9	57510-90L00	GEAR, FORWARD (NT:23)	1	
10	57521-90L00	GEAR, REVERSE (NT:23)	1	
11-1	09160-17024	WASHER (T:1.1)	1	REV
11-2	09160-17039	WASHER (T:1.2)	1	REV
11-3	09160-17025	WASHER (T:1.3)	1	REV
11-4	09160-17040	WASHER (T:1.4)	1	REV
11-5	09160-17026	WASHER (T:1.5)	1	REV
11-6	09160-17041	WASHER (T:1.6)	1	REV
11-7	09160-17027	WASHER (T:1.7)	1	REV
11-8	09160-17042	WASHER (T:1.8)	1	REV
11-9	09160-17028	WASHER (T:1.9)	1	REV
12-1	09181-25160	SHIM (T:0.7)	2	
12-2	09181-25162	SHIM (T:0.8)	2	
12-3	09181-25164	SHIM (T:0.9)	2	
12-4	09160-25040	SHIM (T:1.0)	2	
12-5	09160-25041	SHIM (T:1.1)	2	
12-6	09160-25042	SHIM (T:1.2)	2	
12-7	09181-25181	SHIM (T:1.3)	2	
13	09181-15156	SHIM (T:1.5)	1	FWD

DT9. 9A_15A_P40_016

FIG.220B

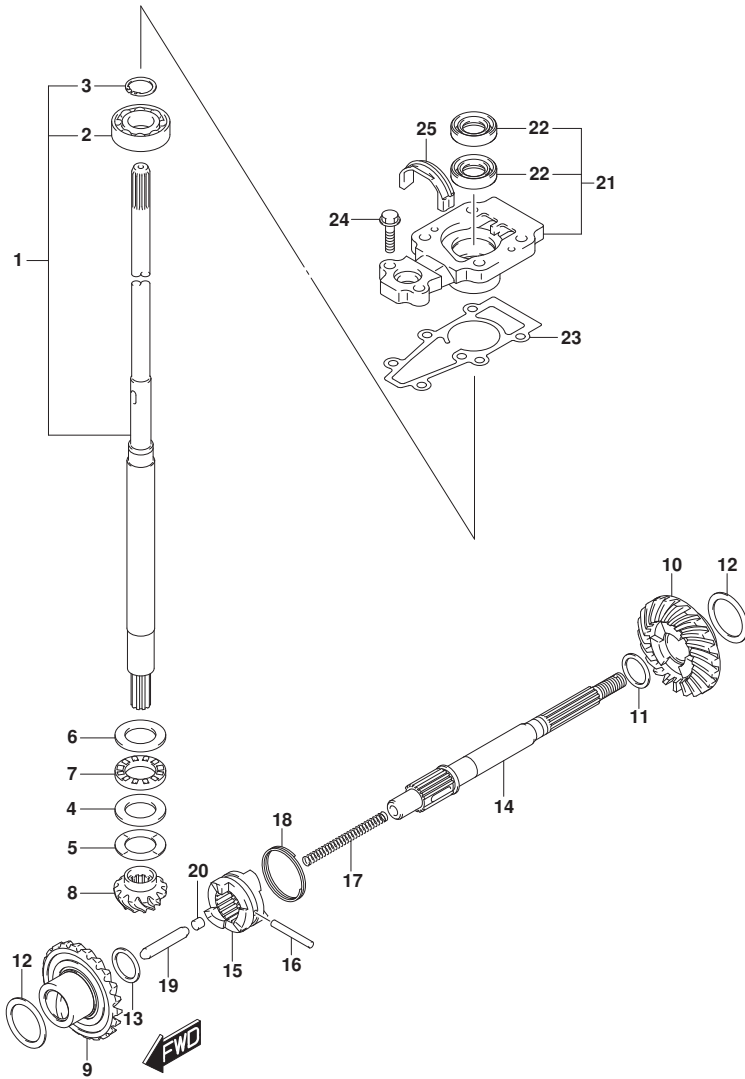


FIG.220B (1-H-4) TRANSMISSION (DT9.9A P36)

REF NO.	PART NO.	DESCRIPTION	Q'TY	REMARKS
14	57610-99JL0	SHAFT, PROPELLER	1	
15	57621-90L10	SHIFTER, CLUTCH DOG	1	
16	09202-04025	PIN (4X31)	1	
17	59441-94J00	SPRING, RETURN	1	
18	59441-99J00	SPRING, DOG	1	
19	57631-93901	ROD, PUSH	1	
20	57632-98501	PIN (6X6)	1	
21	56130-90L00	HOUSING, DRIVE SHAFT	1	
22	09282-13L01	.OIL SEAL (12.5X25X7)	2	
23	56132-99J10	GASKET, DRIVE SHAFT BRG HSG	1	
24	09116-06229	BOLT (6X25)	2	
25	55332-90L00	RUBBER, EXHAUST SEAL	1	

FIG.220C

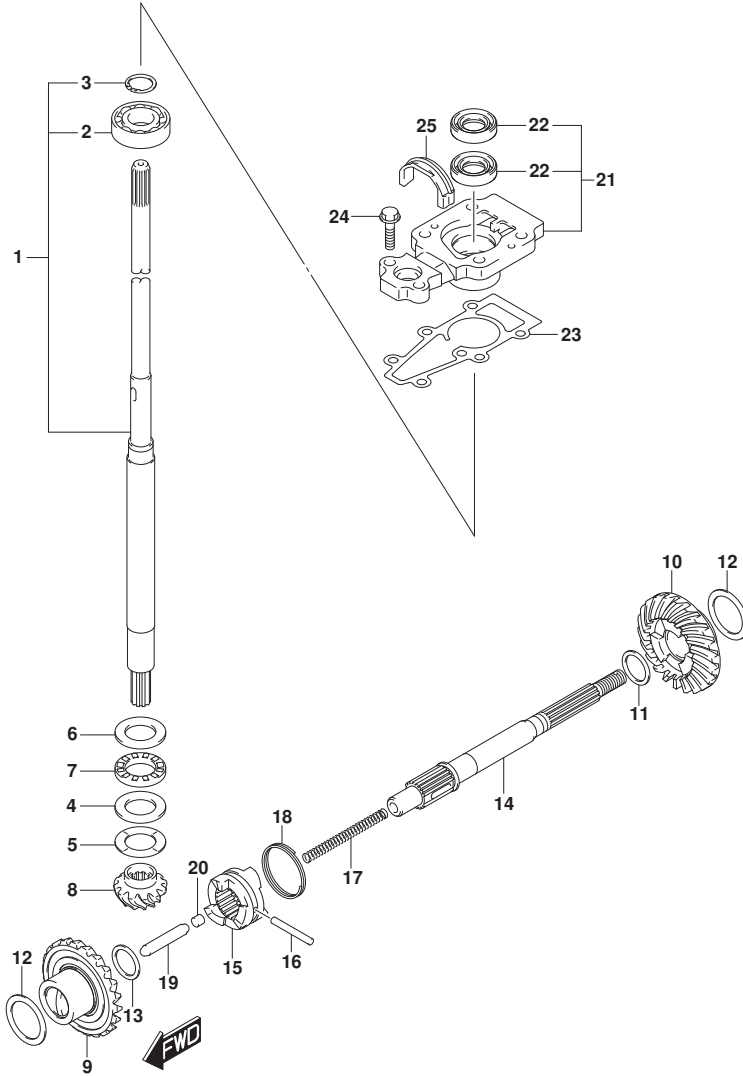


FIG.220C (1-H-5) TRANSMISSION (DT9.9A P81)

REF NO.	PART NO.	DESCRIPTION	Q'TY	REMARKS
1-1	57100-90L40	SHAFT ASSY, DRIVE (S)	1	W/TRANSOM(S)
1-2	57100-90L30	SHAFT ASSY, DRIVE (L)	1	W/TRANSOM(L)
2	08110-60020	.BEARING	1	
3	09380-15001	.SNAP RING	1	
4	09160-20027	WASHER (20X35X2.75)	1	
5-1	09181-20251	SHIM (T:1.0)	1	
5-2	09160-20042	SHIM (T:1.1)	1	
5-3	09160-20043	SHIM (T:1.2)	1	
5-4	09160-20044	SHIM (T:1.3)	1	
5-5	09181-20244	SHIM (T:0.7)	1	
5-6	09181-20246	SHIM (T:0.8)	1	
5-7	09181-20248	SHIM (T:0.9)	1	
6	09160-21009	WASHER (21X35X2.75)	1	
7	09263-20024	BEARING (20X35X4.5)	1	
8	57311-90L00	PINION	1	
9	57510-90L00	GEAR, FORWARD (NT:23)	1	
10	57521-90L00	GEAR, REVERSE (NT:23)	1	
11-1	09160-17024	WASHER (T:1.1)	1	REV
11-2	09160-17039	WASHER (T:1.2)	1	REV
11-3	09160-17025	WASHER (T:1.3)	1	REV
11-4	09160-17040	WASHER (T:1.4)	1	REV
11-5	09160-17026	WASHER (T:1.5)	1	REV
11-6	09160-17041	WASHER (T:1.6)	1	REV
11-7	09160-17027	WASHER (T:1.7)	1	REV
11-8	09160-17042	WASHER (T:1.8)	1	REV
11-9	09160-17028	WASHER (T:1.9)	1	REV
12-1	09181-25160	SHIM (T:0.7)	2	
12-2	09181-25162	SHIM (T:0.8)	2	
12-3	09181-25164	SHIM (T:0.9)	2	
12-4	09160-25040	SHIM (T:1.0)	2	
12-5	09160-25041	SHIM (T:1.1)	2	
12-6	09160-25042	SHIM (T:1.2)	2	
12-7	09181-25181	SHIM (T:1.3)	2	
13	09181-15156	SHIM (T:1.5)	1	FWD

FIG.220C

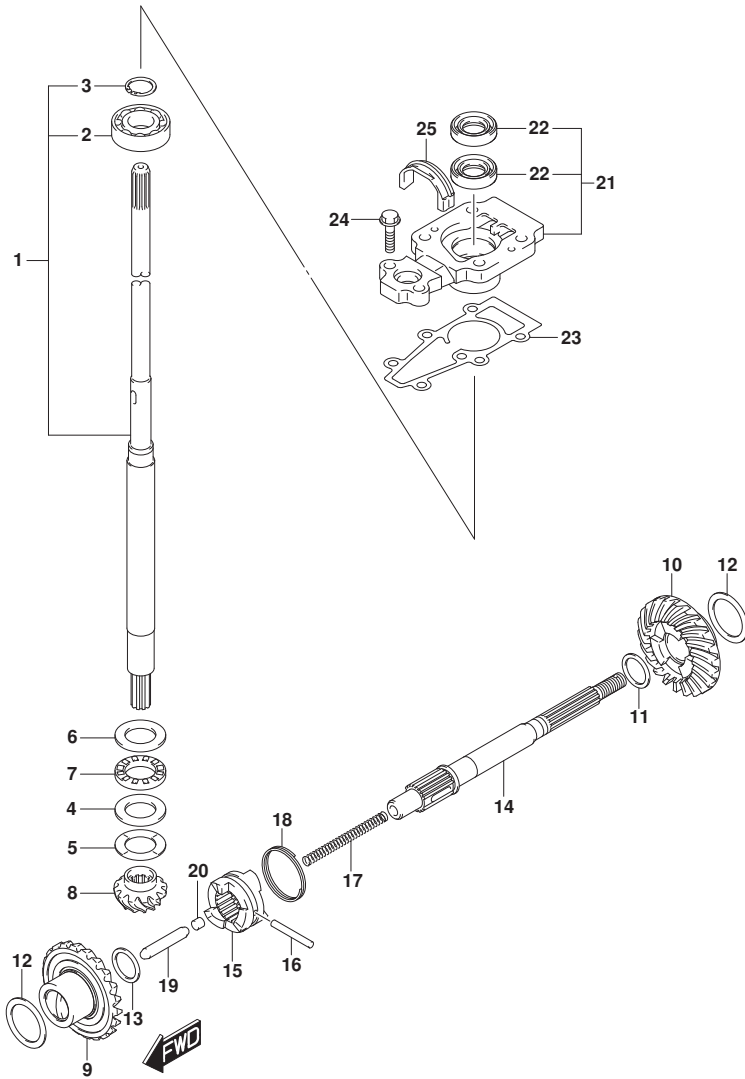


FIG.220C (1-H-6) TRANSMISSION (DT9.9A P81)

REF NO.	PART NO.	DESCRIPTION	Q'TY	REMARKS
14	57610-99JL0	SHAFT, PROPELLER	1	
15	57621-90L10	SHIFTER, CLUTCH DOG	1	
16	09202-04025	PIN (4X31)	1	
17	59441-94J00	SPRING, RETURN	1	
18	59441-99J00	SPRING, DOG	1	
19	57631-93901	ROD, PUSH	1	
20	57632-98501	PIN (6X6)	1	
21	56130-90L00	HOUSING, DRIVE SHAFT	1	
22	09282-13L01	.OIL SEAL (12.5X25X7)	2	
23	56132-99J10	GASKET, DRIVE SHAFT BRG HSG	1	
24	09116-06229	BOLT (6X25)	2	
25	55332-90L00	RUBBER, EXHAUST SEAL	1	

FIG.220D

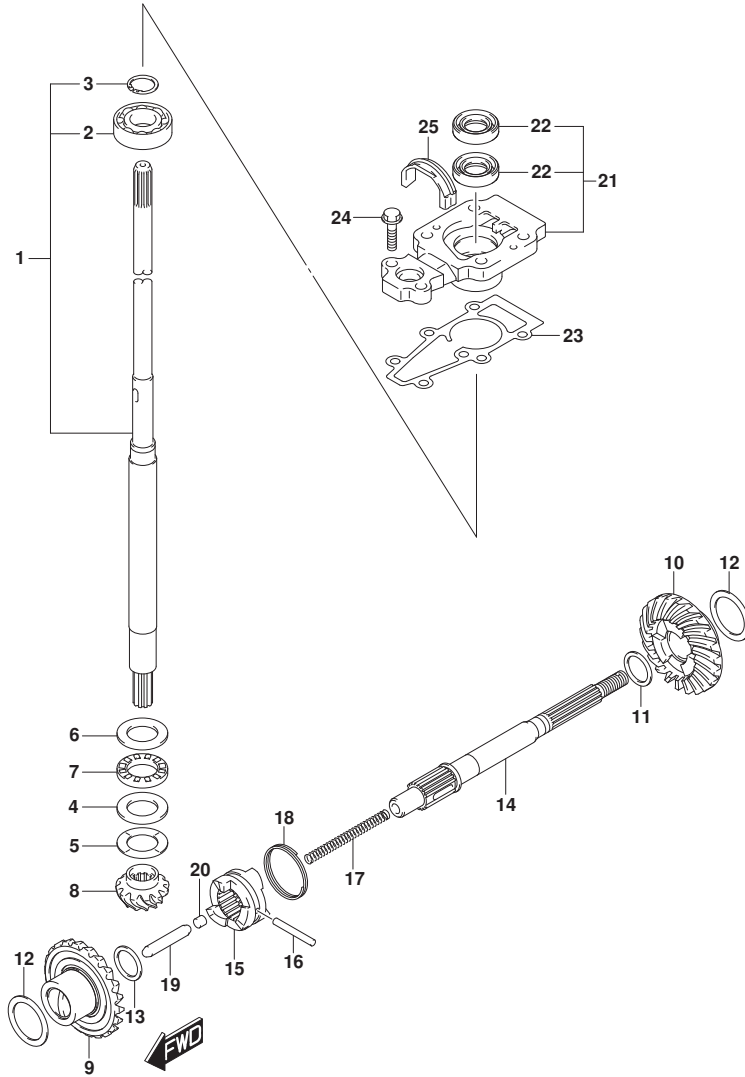


FIG.220D (1-H-7) TRANSMISSION (DT9.9AK P40)

REF NO.	PART NO.	DESCRIPTION	Q'TY	REMARKS
1	57100-90L30	SHAFT ASSY, DRIVE (L)	1	
2	08110-60020	.BEARING	1	
3	09380-15001	.SNAP RING	1	
4	09160-20027	WASHER (20X35X2.75)	1	
5-1	09181-20251	SHIM (T:1.0)	1	
5-2	09160-20042	SHIM (T:1.1)	1	
5-3	09160-20043	SHIM (T:1.2)	1	
5-4	09160-20044	SHIM (T:1.3)	1	
5-5	09181-20244	SHIM (T:0.7)	1	
5-6	09181-20246	SHIM (T:0.8)	1	
5-7	09181-20248	SHIM (T:0.9)	1	
6	09160-21009	WASHER (21X35X2.75)	1	
7	09263-20024	BEARING (20X35X4.5)	1	
8	57311-90L00	PINION	1	
9	57510-90L00	GEAR, FORWARD (NT:23)	1	
10	57521-90L00	GEAR, REVERSE (NT:23)	1	
11-1	09160-17024	WASHER (T:1.1)	1	REV
11-2	09160-17039	WASHER (T:1.2)	1	REV
11-3	09160-17025	WASHER (T:1.3)	1	REV
11-4	09160-17040	WASHER (T:1.4)	1	REV
11-5	09160-17026	WASHER (T:1.5)	1	REV
11-6	09160-17041	WASHER (T:1.6)	1	REV
11-7	09160-17027	WASHER (T:1.7)	1	REV
11-8	09160-17042	WASHER (T:1.8)	1	REV
11-9	09160-17028	WASHER (T:1.9)	1	REV
12-1	09181-25160	SHIM (T:0.7)	2	
12-2	09181-25162	SHIM (T:0.8)	2	
12-3	09181-25164	SHIM (T:0.9)	2	
12-4	09160-25040	SHIM (T:1.0)	2	
12-5	09160-25041	SHIM (T:1.1)	2	
12-6	09160-25042	SHIM (T:1.2)	2	
12-7	09181-25181	SHIM (T:1.3)	2	
13	09181-15156	SHIM (T:1.5)	1	FWD

FIG.220D

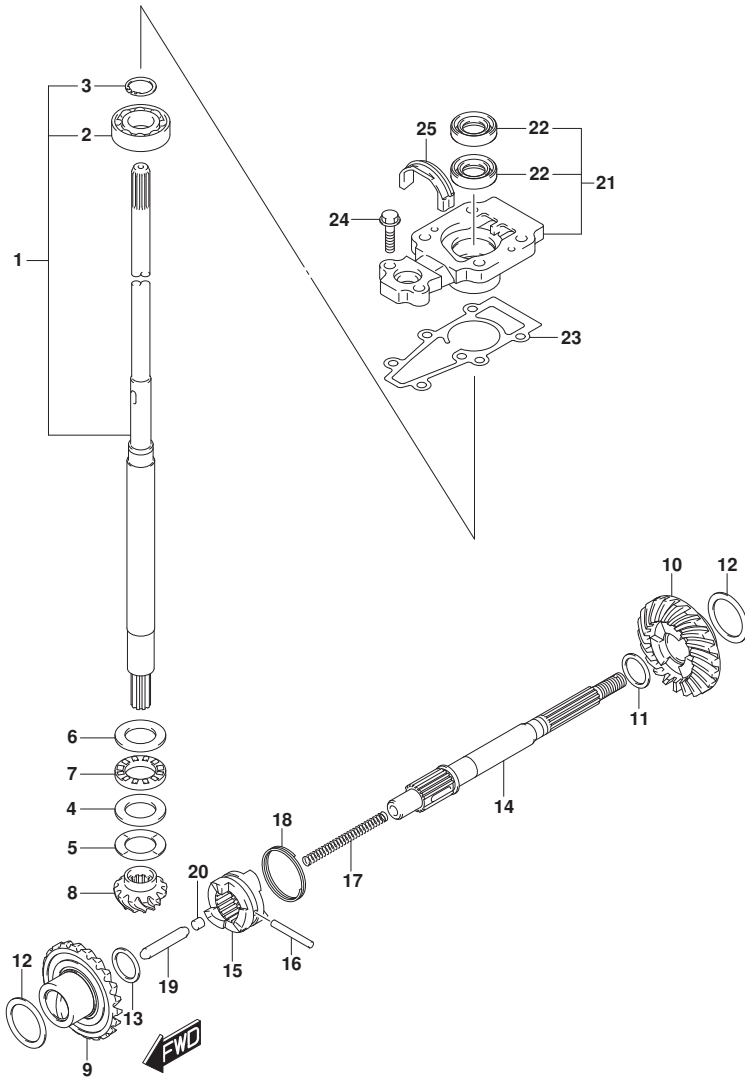
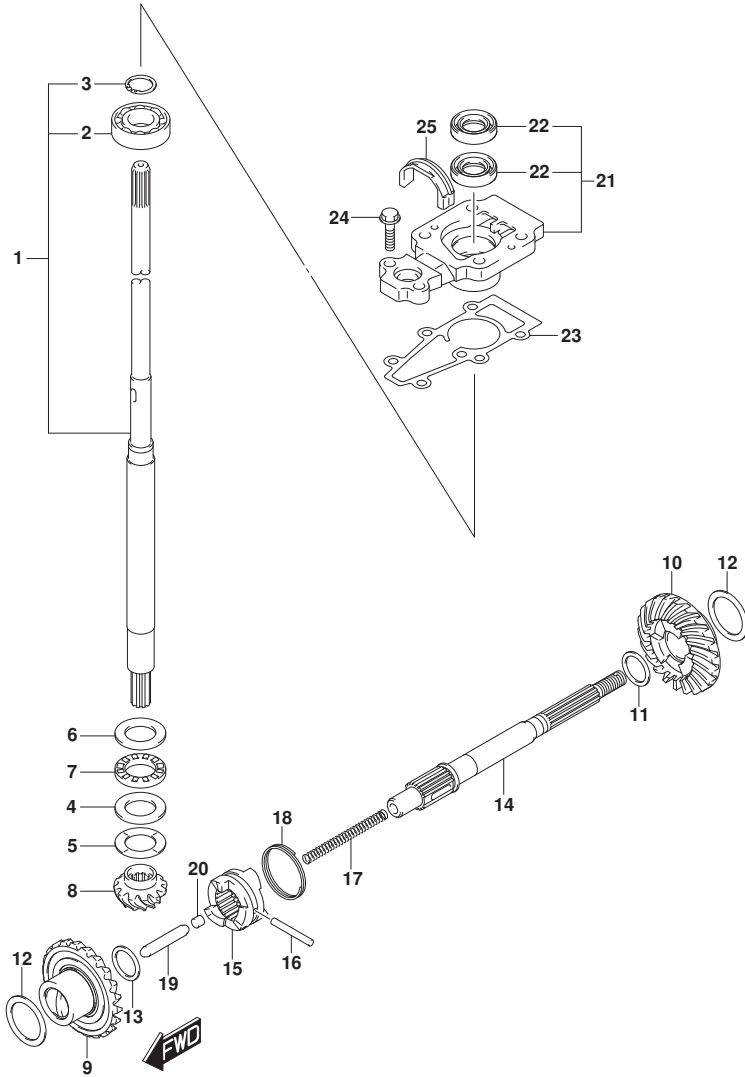


FIG.220D (1-H-8) TRANSMISSION (DT9.9AK P40)

REF NO.	PART NO.	DESCRIPTION	Q'TY	REMARKS
14	57610-99JL0	SHAFT, PROPELLER	1	
15	57621-90L10	SHIFTER, CLUTCH DOG	1	
16	09202-04025	PIN (4X31)	1	
17	59441-94J00	SPRING, RETURN	1	
18	59441-99J00	SPRING, DOG	1	
19	57631-93901	ROD, PUSH	1	
20	57632-98501	PIN (6X6)	1	
21	56130-90L00	HOUSING, DRIVE SHAFT	1	
22	09282-13L01	.OIL SEAL (12.5X25X7)	2	
23	56132-99J10	GASKET, DRIVE SHAFT BRG HSG	1	
24	09116-06229	BOLT (6X25)	2	
25	55332-90L00	RUBBER, EXHAUST SEAL	1	

FIG.220E



DT9.9A_15A_P40_016_220E
TRANSMISSION

FIG.220E (1-H-9) TRANSMISSION (DT9.9AK P36)

REF NO.	PART NO.	DESCRIPTION	Q'TY	REMARKS
1-1	57100-90L40	SHAFT ASSY, DRIVE (S)	1	W/TRANSOM(S)
1-2	57100-90L30	SHAFT ASSY, DRIVE (L)	1	W/TRANSOM(L)
2	08110-60020	.BEARING	1	
3	09380-15001	.SNAP RING	1	
4	09160-20027	WASHER (20X35X2.75)	1	
5-1	09181-20251	SHIM (T:1.0)	1	
5-2	09160-20042	SHIM (T:1.1)	1	
5-3	09160-20043	SHIM (T:1.2)	1	
5-4	09160-20044	SHIM (T:1.3)	1	
5-5	09181-20244	SHIM (T:0.7)	1	
5-6	09181-20246	SHIM (T:0.8)	1	
5-7	09181-20248	SHIM (T:0.9)	1	
6	09160-21009	WASHER (21X35X2.75)	1	
7	09263-20024	BEARING (20X35X4.5)	1	
8	57311-90L00	PINION	1	
9	57510-90L00	GEAR, FORWARD (NT:23)	1	
10	57521-90L00	GEAR, REVERSE (NT:23)	1	
11-1	09160-17024	WASHER (T:1.1)	1	REV
11-2	09160-17039	WASHER (T:1.2)	1	REV
11-3	09160-17025	WASHER (T:1.3)	1	REV
11-4	09160-17040	WASHER (T:1.4)	1	REV
11-5	09160-17026	WASHER (T:1.5)	1	REV
11-6	09160-17041	WASHER (T:1.6)	1	REV
11-7	09160-17027	WASHER (T:1.7)	1	REV
11-8	09160-17042	WASHER (T:1.8)	1	REV
11-9	09160-17028	WASHER (T:1.9)	1	REV
12-1	09181-25160	SHIM (T:0.7)	2	
12-2	09181-25162	SHIM (T:0.8)	2	
12-3	09181-25164	SHIM (T:0.9)	2	
12-4	09160-25040	SHIM (T:1.0)	2	
12-5	09160-25041	SHIM (T:1.1)	2	
12-6	09160-25042	SHIM (T:1.2)	2	
12-7	09181-25181	SHIM (T:1.3)	2	
13	09181-15156	SHIM (T:1.5)	1	FWD

DT9. 9A_15A_P40_016

FIG.220E

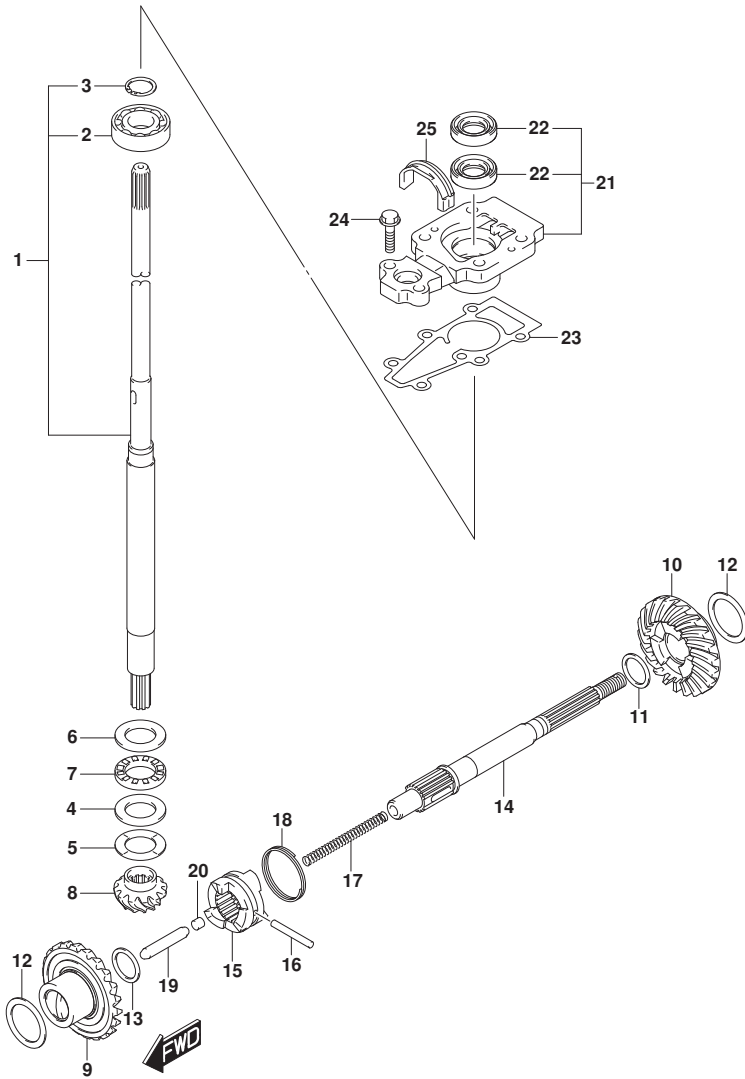
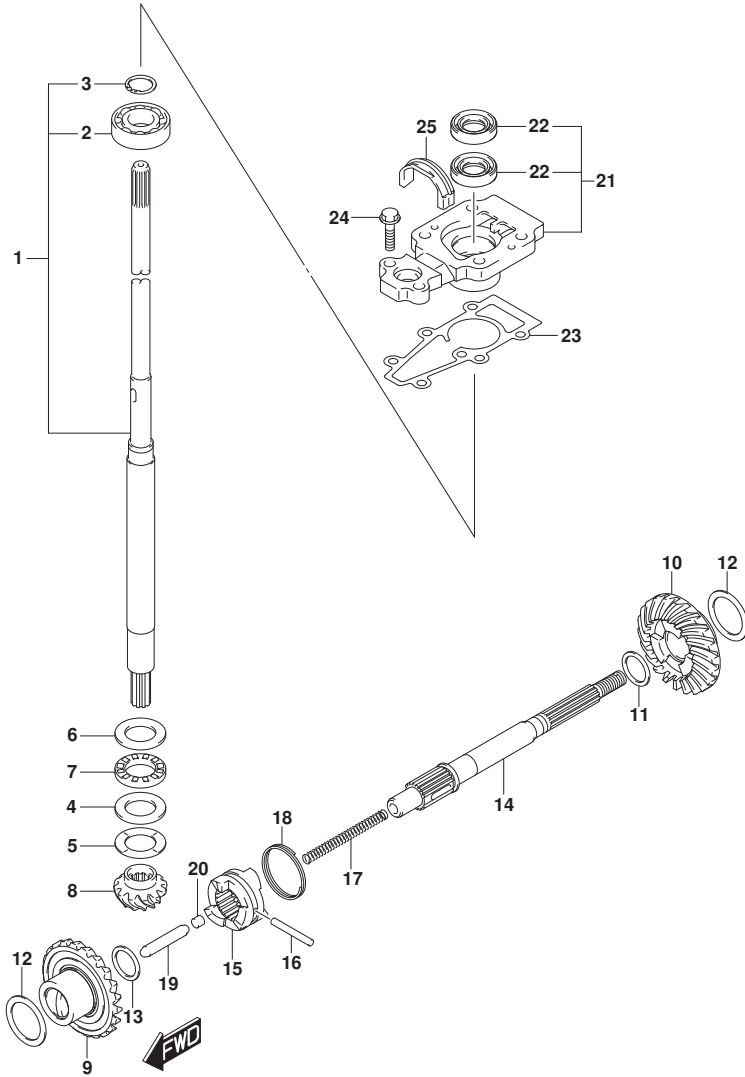


FIG.220E (1-H-10) TRANSMISSION (DT9.9AK P36)

REF NO.	PART NO.	DESCRIPTION	Q'TY	REMARKS
14	57610-99JL0	SHAFT, PROPELLER	1	
15	57621-90L10	SHIFTER, CLUTCH DOG	1	
16	09202-04025	PIN (4X31)	1	
17	59441-94J00	SPRING, RETURN	1	
18	59441-99J00	SPRING, DOG	1	
19	57631-93901	ROD, PUSH	1	
20	57632-98501	PIN (6X6)	1	
21	56130-90L00	HOUSING, DRIVE SHAFT	1	
22	09282-13L01	.OIL SEAL (12.5X25X7)	2	
23	56132-99J10	GASKET, DRIVE SHAFT BRG HSG	1	
24	09116-06229	BOLT (6X25)	2	
25	55332-90L00	RUBBER, EXHAUST SEAL	1	

FIG.220F



DT9.9A_15A_P40_016_220F
TRANSMISSION

FIG.220F (1-H-11) TRANSMISSION (DT15A P40)

REF NO.	PART NO.	DESCRIPTION	Q'TY	REMARKS
1-1	57100-90L40	SHAFT ASSY, DRIVE (S)	1	W/TRANSOM(S)
1-2	57100-90L30	SHAFT ASSY, DRIVE (L)	1	W/TRANSOM(L)
2	08110-60020	.BEARING	1	
3	09380-15001	.SNAP RING	1	
4	09160-20027	WASHER (20X35X2.75)	1	
5-1	09181-20251	SHIM (T:1.0)	1	
5-2	09160-20042	SHIM (T:1.1)	1	
5-3	09160-20043	SHIM (T:1.2)	1	
5-4	09160-20044	SHIM (T:1.3)	1	
5-5	09181-20244	SHIM (T:0.7)	1	
5-6	09181-20246	SHIM (T:0.8)	1	
5-7	09181-20248	SHIM (T:0.9)	1	
6	09160-21009	WASHER (21X35X2.75)	1	
7	09263-20024	BEARING (20X35X4.5)	1	
8	57311-90L00	PINION	1	
9	57510-90L00	GEAR, FORWARD (NT:23)	1	
10	57521-90L00	GEAR, REVERSE (NT:23)	1	
11-1	09160-17024	WASHER (T:1.1)	1	REV
11-2	09160-17039	WASHER (T:1.2)	1	REV
11-3	09160-17025	WASHER (T:1.3)	1	REV
11-4	09160-17040	WASHER (T:1.4)	1	REV
11-5	09160-17026	WASHER (T:1.5)	1	REV
11-6	09160-17041	WASHER (T:1.6)	1	REV
11-7	09160-17027	WASHER (T:1.7)	1	REV
11-8	09160-17042	WASHER (T:1.8)	1	REV
11-9	09160-17028	WASHER (T:1.9)	1	REV
12-1	09181-25160	SHIM (T:0.7)	2	
12-2	09181-25162	SHIM (T:0.8)	2	
12-3	09181-25164	SHIM (T:0.9)	2	
12-4	09160-25040	SHIM (T:1.0)	2	
12-5	09160-25041	SHIM (T:1.1)	2	
12-6	09160-25042	SHIM (T:1.2)	2	
12-7	09181-25181	SHIM (T:1.3)	2	
13	09181-15156	SHIM (T:1.5)	1	FWD

DT9. 9A_15A_P40_016

FIG.220F

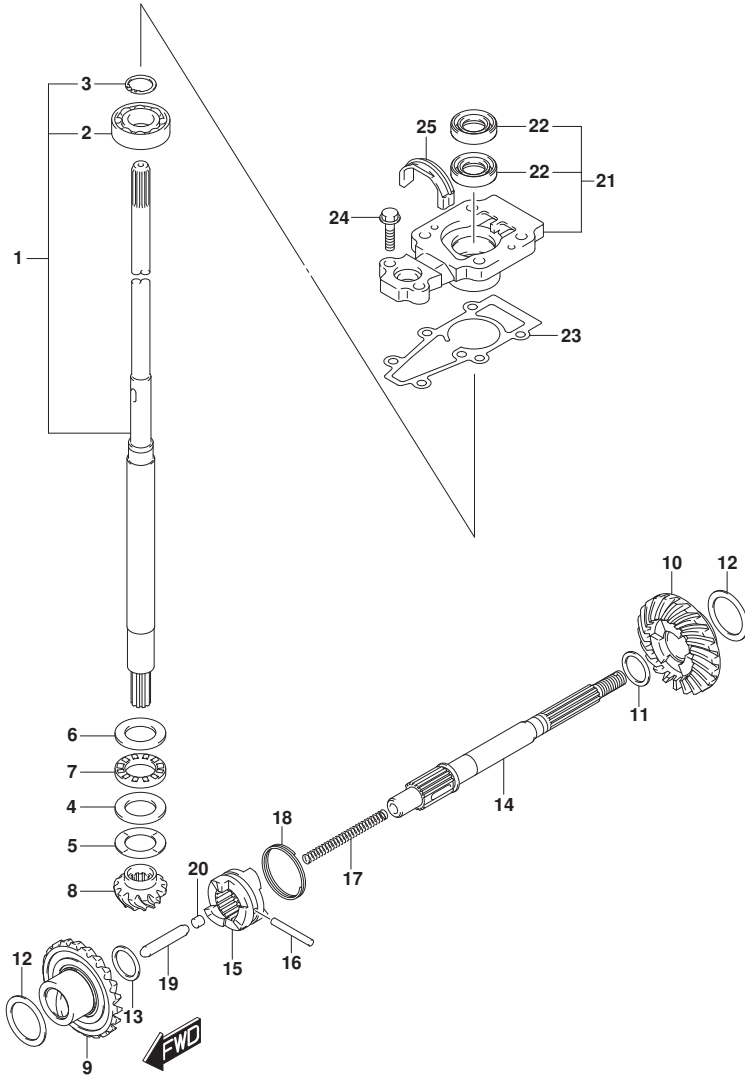
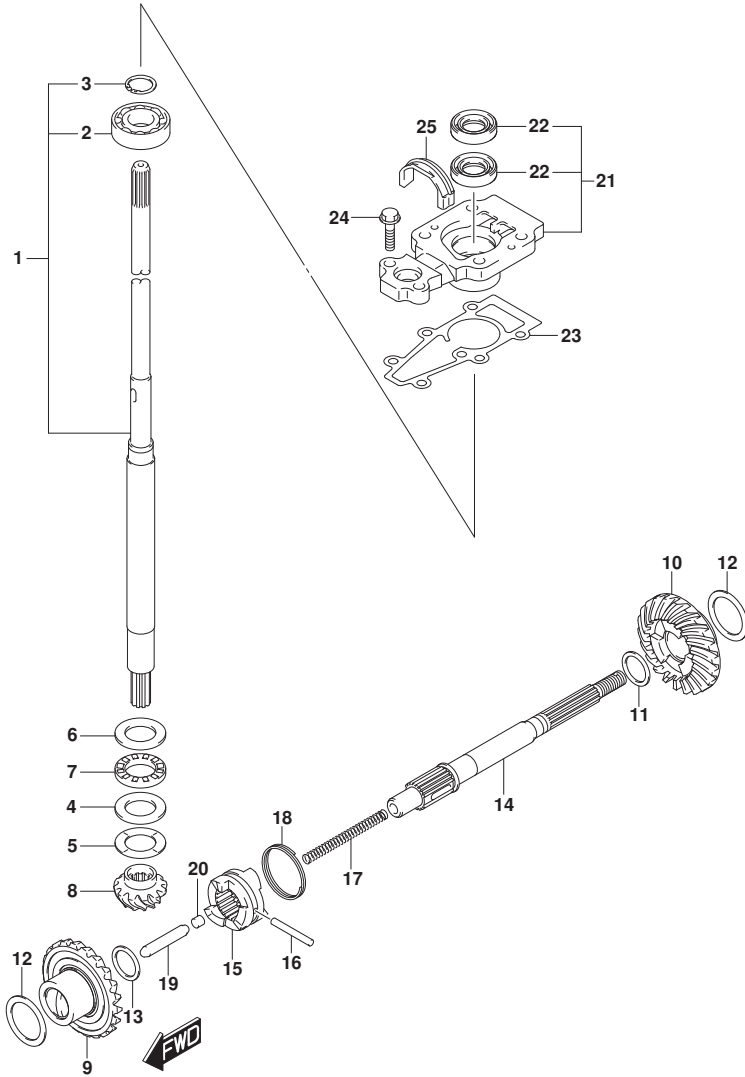


FIG.220F (1-H-12) TRANSMISSION (DT15A P40)

REF NO.	PART NO.	DESCRIPTION	Q'TY	REMARKS
14	57610-99JL0	SHAFT, PROPELLER	1	
15	57621-90L10	SHIFTER, CLUTCH DOG	1	
16	09202-04025	PIN (4X31)	1	
17	59441-94J00	SPRING, RETURN	1	
18	59441-99J00	SPRING, DOG	1	
19	57631-93901	ROD, PUSH	1	
20	57632-98501	PIN (6X6)	1	
21	56130-90L00	HOUSING, DRIVE SHAFT	1	
22	09282-13L01	.OIL SEAL (12.5X25X7)	2	
23	56132-99J10	GASKET, DRIVE SHAFT BRG HSG	1	
24	09116-06229	BOLT (6X25)	2	
25	55332-90L00	RUBBER, EXHAUST SEAL	1	

FIG.220G



DT9.9A_15A_P40_016_220G
TRANSMISSION

FIG.220G (1-H-13) TRANSMISSION (DT15A P36)

REF NO.	PART NO.	DESCRIPTION	Q'TY	REMARKS
1-1	57100-90L40	SHAFT ASSY, DRIVE (S)	1	W/TRANSOM(S)
1-2	57100-90L30	SHAFT ASSY, DRIVE (L)	1	W/TRANSOM(L)
2	08110-60020	.BEARING	1	
3	09380-15001	.SNAP RING	1	
4	09160-20027	WASHER (20X35X2.75)	1	
5-1	09181-20251	SHIM (T:1.0)	1	
5-2	09160-20042	SHIM (T:1.1)	1	
5-3	09160-20043	SHIM (T:1.2)	1	
5-4	09160-20044	SHIM (T:1.3)	1	
5-5	09181-20244	SHIM (T:0.7)	1	
5-6	09181-20246	SHIM (T:0.8)	1	
5-7	09181-20248	SHIM (T:0.9)	1	
6	09160-21009	WASHER (21X35X2.75)	1	
7	09263-20024	BEARING (20X35X4.5)	1	
8	57311-90L00	PINION	1	
9	57510-90L00	GEAR, FORWARD (NT:23)	1	
10	57521-90L00	GEAR, REVERSE (NT:23)	1	
11-1	09160-17024	WASHER (T:1.1)	1	REV
11-2	09160-17039	WASHER (T:1.2)	1	REV
11-3	09160-17025	WASHER (T:1.3)	1	REV
11-4	09160-17040	WASHER (T:1.4)	1	REV
11-5	09160-17026	WASHER (T:1.5)	1	REV
11-6	09160-17041	WASHER (T:1.6)	1	REV
11-7	09160-17027	WASHER (T:1.7)	1	REV
11-8	09160-17042	WASHER (T:1.8)	1	REV
11-9	09160-17028	WASHER (T:1.9)	1	REV
12-1	09181-25160	SHIM (T:0.7)	2	
12-2	09181-25162	SHIM (T:0.8)	2	
12-3	09181-25164	SHIM (T:0.9)	2	
12-4	09160-25040	SHIM (T:1.0)	2	
12-5	09160-25041	SHIM (T:1.1)	2	
12-6	09160-25042	SHIM (T:1.2)	2	
12-7	09181-25181	SHIM (T:1.3)	2	
13	09181-15156	SHIM (T:1.5)	1	FWD

DT9. 9A_15A_P40_016

FIG.220G

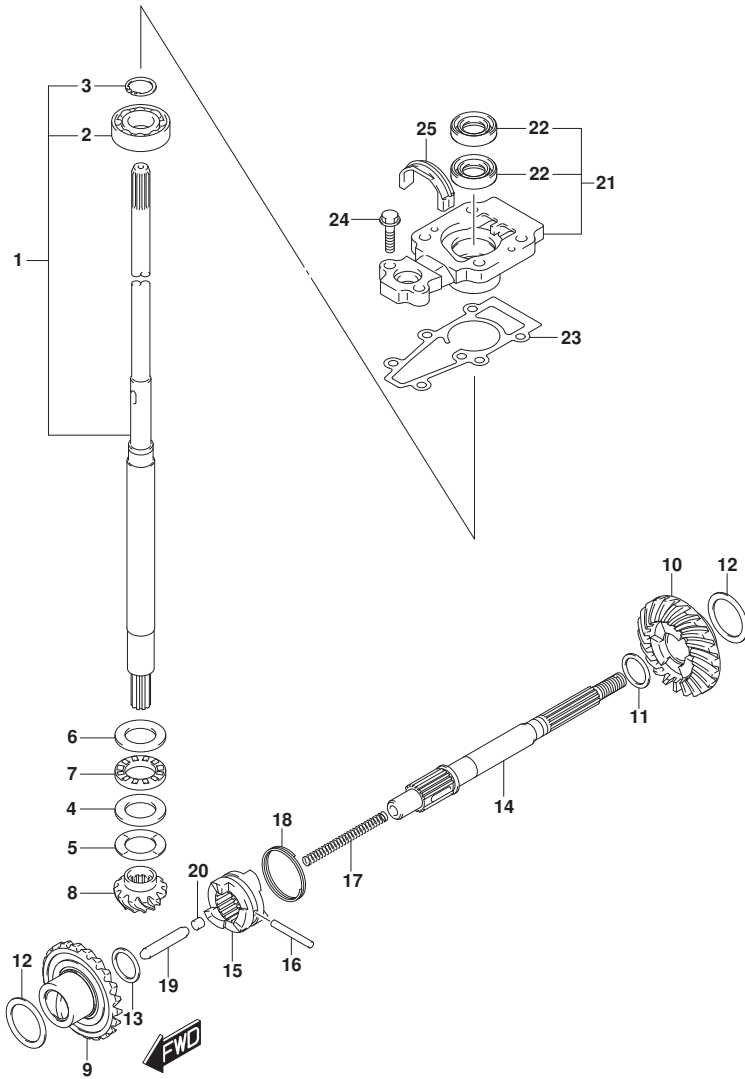


FIG.220G (1-H-14) TRANSMISSION (DT15A P36)

REF NO.	PART NO.	DESCRIPTION	Q'TY	REMARKS
14	57610-99JL0	SHAFT, PROPELLER	1	
15	57621-90L10	SHIFTER, CLUTCH DOG	1	
16	09202-04025	PIN (4X31)	1	
17	59441-94J00	SPRING, RETURN	1	
18	59441-99J00	SPRING, DOG	1	
19	57631-93901	ROD, PUSH	1	
20	57632-98501	PIN (6X6)	1	
21	56130-90L00	HOUSING, DRIVE SHAFT	1	
22	09282-13L01	.OIL SEAL (12.5X25X7)	2	
23	56132-99J10	GASKET, DRIVE SHAFT BRG HSG	1	
24	09116-06229	BOLT (6X25)	2	
25	55332-90L00	RUBBER, EXHAUST SEAL	1	

FIG.220H

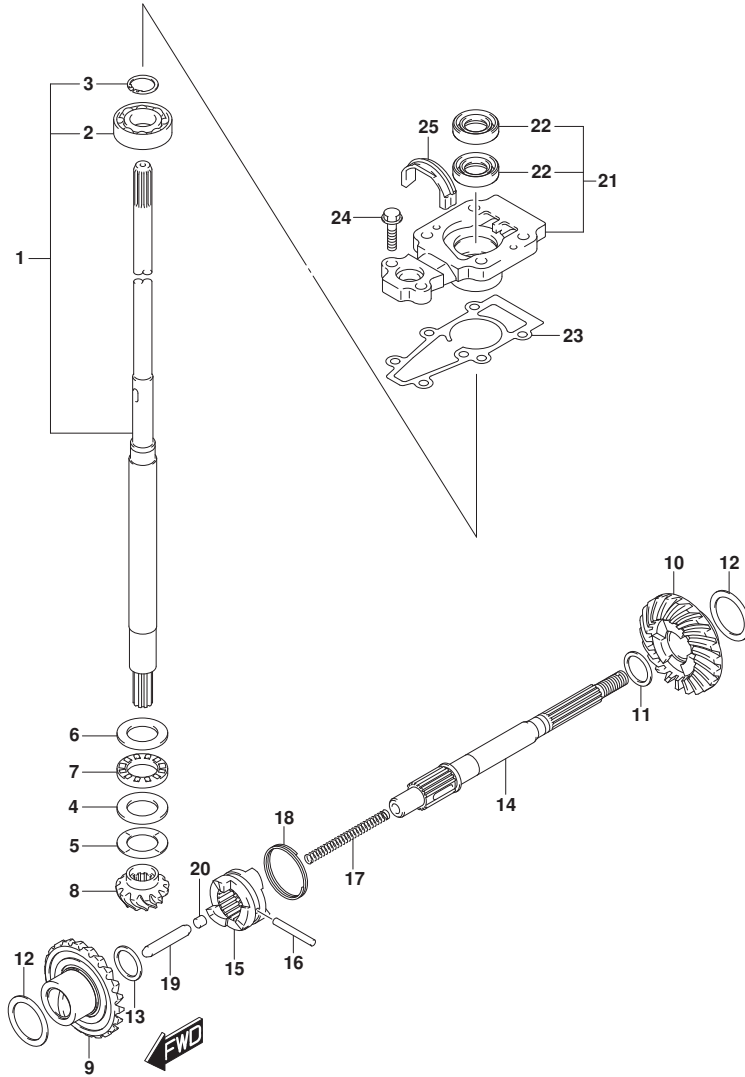


FIG.220H (1-H-15) TRANSMISSION (DT15A P81)

REF NO.	PART NO.	DESCRIPTION	Q'TY	REMARKS
1-1	57100-90L40	SHAFT ASSY, DRIVE (S)	1	W/TRANSOM(S)
1-2	57100-90L30	SHAFT ASSY, DRIVE (L)	1	W/TRANSOM(L)
2	08110-60020	.BEARING	1	
3	09380-15001	.SNAP RING	1	
4	09160-20027	WASHER (20X35X2.75)	1	
5-1	09181-20251	SHIM (T:1.0)	1	
5-2	09160-20042	SHIM (T:1.1)	1	
5-3	09160-20043	SHIM (T:1.2)	1	
5-4	09160-20044	SHIM (T:1.3)	1	
5-5	09181-20244	SHIM (T:0.7)	1	
5-6	09181-20246	SHIM (T:0.8)	1	
5-7	09181-20248	SHIM (T:0.9)	1	
6	09160-21009	WASHER (21X35X2.75)	1	
7	09263-20024	BEARING (20X35X4.5)	1	
8	57311-90L00	PINION	1	
9	57510-90L00	GEAR, FORWARD (NT:23)	1	
10	57521-90L00	GEAR, REVERSE (NT:23)	1	
11-1	09160-17024	WASHER (T:1.1)	1	REV
11-2	09160-17039	WASHER (T:1.2)	1	REV
11-3	09160-17025	WASHER (T:1.3)	1	REV
11-4	09160-17040	WASHER (T:1.4)	1	REV
11-5	09160-17026	WASHER (T:1.5)	1	REV
11-6	09160-17041	WASHER (T:1.6)	1	REV
11-7	09160-17027	WASHER (T:1.7)	1	REV
11-8	09160-17042	WASHER (T:1.8)	1	REV
11-9	09160-17028	WASHER (T:1.9)	1	REV
12-1	09181-25160	SHIM (T:0.7)	2	
12-2	09181-25162	SHIM (T:0.8)	2	
12-3	09181-25164	SHIM (T:0.9)	2	
12-4	09160-25040	SHIM (T:1.0)	2	
12-5	09160-25041	SHIM (T:1.1)	2	
12-6	09160-25042	SHIM (T:1.2)	2	
12-7	09181-25181	SHIM (T:1.3)	2	
13	09181-15156	SHIM (T:1.5)	1	FWD

FIG.220H

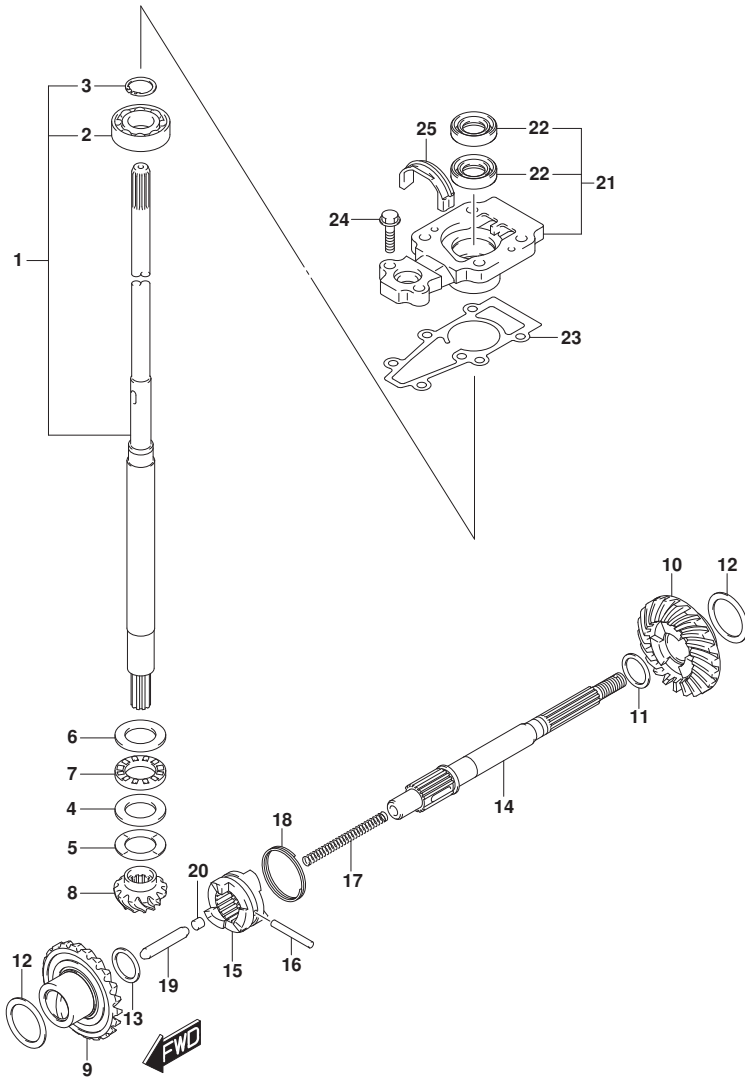
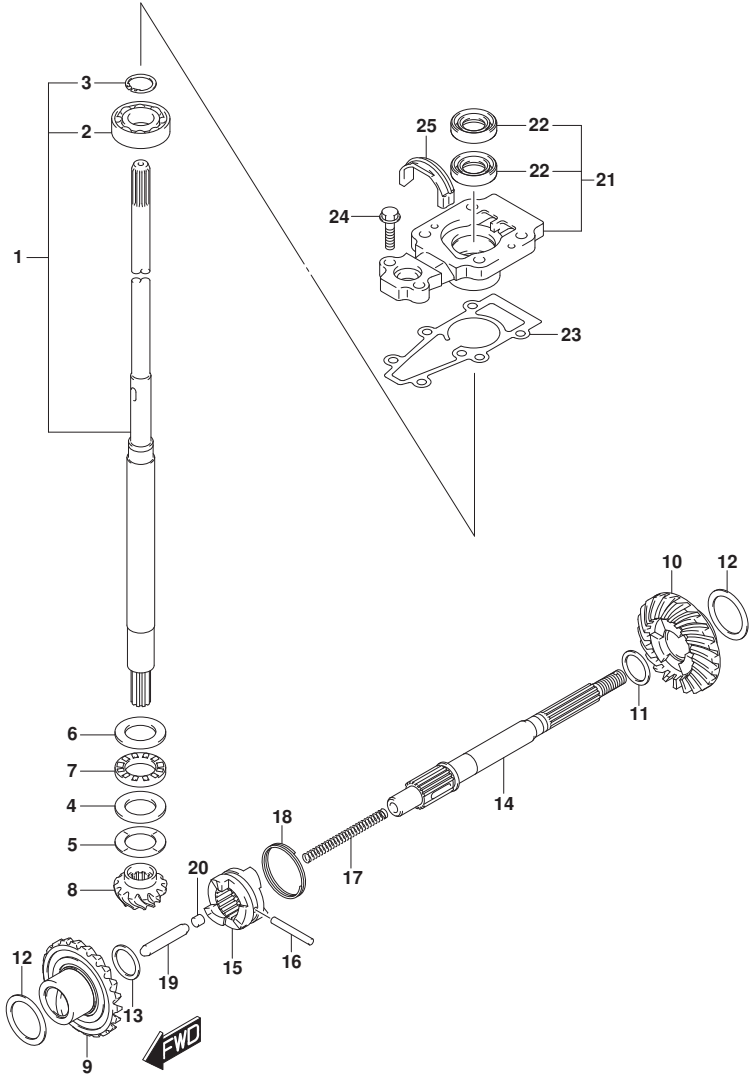


FIG.220H (1-1-2) TRANSMISSION (DT15A P81)

REF NO.	PART NO.	DESCRIPTION	Q'TY	REMARKS
14	57610-99JL0	SHAFT, PROPELLER	1	
15	57621-90L10	SHIFTER, CLUTCH DOG	1	
16	09202-04025	PIN (4X31)	1	
17	59441-94J00	SPRING, RETURN	1	
18	59441-99J00	SPRING, DOG	1	
19	57631-93901	ROD, PUSH	1	
20	57632-98501	PIN (6X6)	1	
21	56130-90L00	HOUSING, DRIVE SHAFT	1	
22	09282-13L01	.OIL SEAL (12.5X25X7)	2	
23	56132-99J10	GASKET, DRIVE SHAFT BRG HSG	1	
24	09116-06229	BOLT (6X25)	2	
25	55332-90L00	RUBBER, EXHAUST SEAL	1	

FIG.220J



DT9.9A_15A_P40_016_220J
TRANSMISSION

FIG.220J (1-I-3) TRANSMISSION (DT15AK P36)

REF NO.	PART NO.	DESCRIPTION	Q'TY	REMARKS
1-1	57100-90L40	SHAFT ASSY, DRIVE (S)	1	W/TRANSOM(S)
1-2	57100-90L30	SHAFT ASSY, DRIVE (L)	1	W/TRANSOM(L)
2	08110-60020	.BEARING	1	
3	09380-15001	.SNAP RING	1	
4	09160-20027	WASHER (20X35X2.75)	1	
5-1	09181-20251	SHIM (T:1.0)	1	
5-2	09160-20042	SHIM (T:1.1)	1	
5-3	09160-20043	SHIM (T:1.2)	1	
5-4	09160-20044	SHIM (T:1.3)	1	
5-5	09181-20244	SHIM (T:0.7)	1	
5-6	09181-20246	SHIM (T:0.8)	1	
5-7	09181-20248	SHIM (T:0.9)	1	
6	09160-21009	WASHER (21X35X2.75)	1	
7	09263-20024	BEARING (20X35X4.5)	1	
8	57311-90L00	PINION	1	
9	57510-90L00	GEAR, FORWARD (NT:23)	1	
10	57521-90L00	GEAR, REVERSE (NT:23)	1	
11-1	09160-17024	WASHER (T:1.1)	1	REV
11-2	09160-17039	WASHER (T:1.2)	1	REV
11-3	09160-17025	WASHER (T:1.3)	1	REV
11-4	09160-17040	WASHER (T:1.4)	1	REV
11-5	09160-17026	WASHER (T:1.5)	1	REV
11-6	09160-17041	WASHER (T:1.6)	1	REV
11-7	09160-17027	WASHER (T:1.7)	1	REV
11-8	09160-17042	WASHER (T:1.8)	1	REV
11-9	09160-17028	WASHER (T:1.9)	1	REV
12-1	09181-25160	SHIM (T:0.7)	2	
12-2	09181-25162	SHIM (T:0.8)	2	
12-3	09181-25164	SHIM (T:0.9)	2	
12-4	09160-25040	SHIM (T:1.0)	2	
12-5	09160-25041	SHIM (T:1.1)	2	
12-6	09160-25042	SHIM (T:1.2)	2	
12-7	09181-25181	SHIM (T:1.3)	2	
13	09181-15156	SHIM (T:1.5)	1	FWD

DT9. 9A_15A_P40_016

FIG.220J

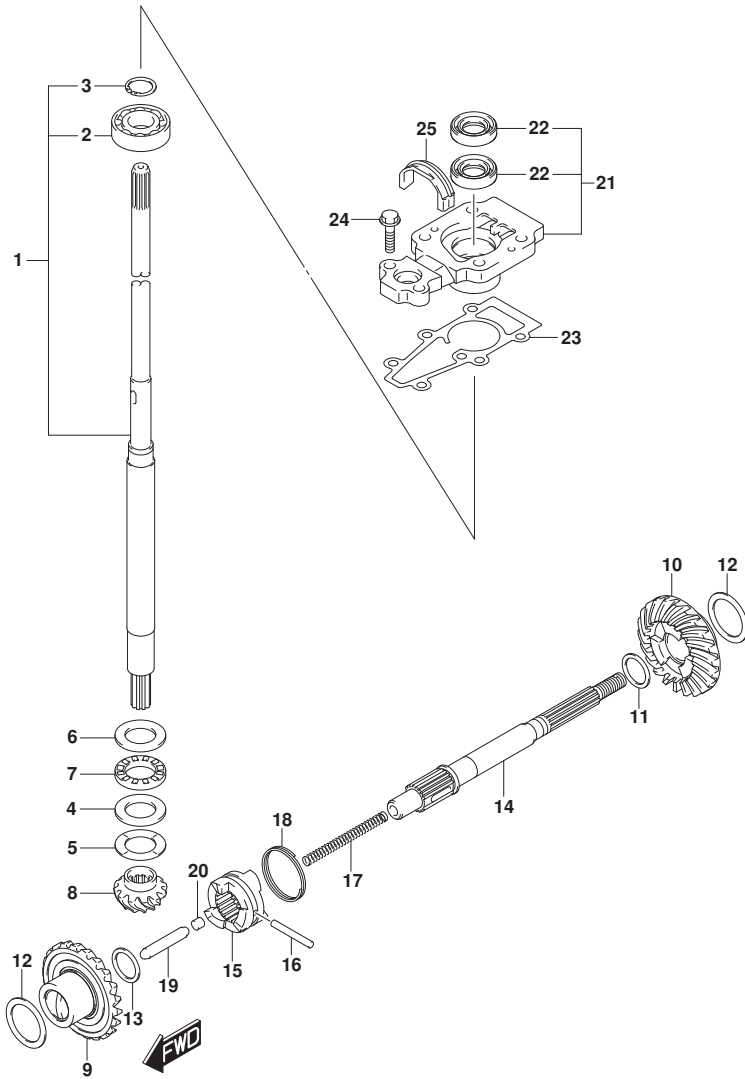


FIG.220J (1-I-4) TRANSMISSION (DT15AK P36)

REF NO.	PART NO.	DESCRIPTION	Q'TY	REMARKS
14	57610-99JL0	SHAFT, PROPELLER	1	
15	57621-90L10	SHIFTER, CLUTCH DOG	1	
16	09202-04025	PIN (4X31)	1	
17	59441-94J00	SPRING, RETURN	1	
18	59441-99J00	SPRING, DOG	1	
19	57631-93901	ROD, PUSH	1	
20	57632-98501	PIN (6X6)	1	
21	56130-90L00	HOUSING, DRIVE SHAFT	1	
22	09282-13L01	.OIL SEAL (12.5X25X7)	2	
23	56132-99J10	GASKET, DRIVE SHAFT BRG HSG	1	
24	09116-06229	BOLT (6X25)	2	
25	55332-90L00	RUBBER, EXHAUST SEAL	1	

FIG.301A

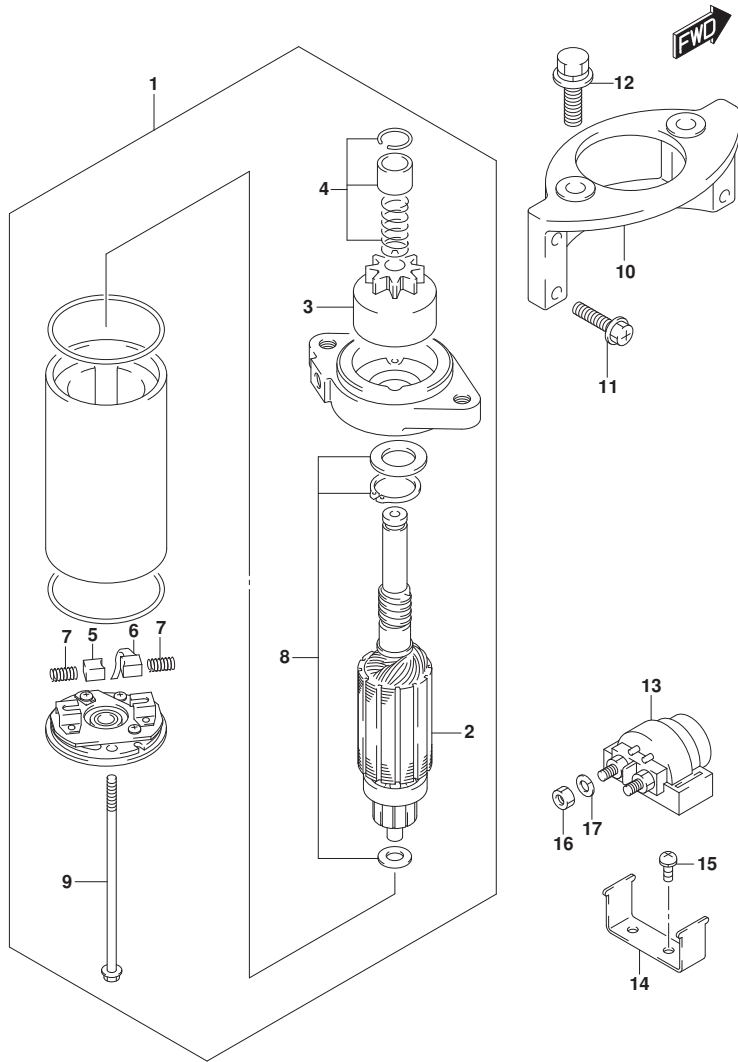


FIG.301A (1-15) STARTING MOTOR (DT15A P40)

REF NO.	PART NO.	DESCRIPTION	Q'TY	REMARKS
1	31100-89E01	MOTOR, STARTING	1	
2	31310-92D10	.ARMATURE, STARTER	1	
3	31320-89E00	.PINION ASSY	1	
4	31312-92D10	.STOPPER SET, PINION	1	
5	31131-89E00	.BRUSH (+)	1	
6	31132-89E00	.BRUSH (-)	1	
7	31135-92D10	.SPRING	2	
8	31360-92D10	.WASHER KIT	1	
9	31281-92D10	.BOLT, STARTER HOUSING	2	
10	31911-90L00	BRACKET, STARTER	1	
11	01550-06257	BOLT	4	
12	01550-08257	BOLT	2	
13	31800-94401	RELAY ASSY, STARTING MOTOR	1	
14	31805-95501	BRACKET, STARTING MOTOR RELAY	1	
15	02112-35127	SCREW	2	
16	08310-00067	NUT	2	
17	08321-01067	LOCK WASHER	2	

FIG.303A

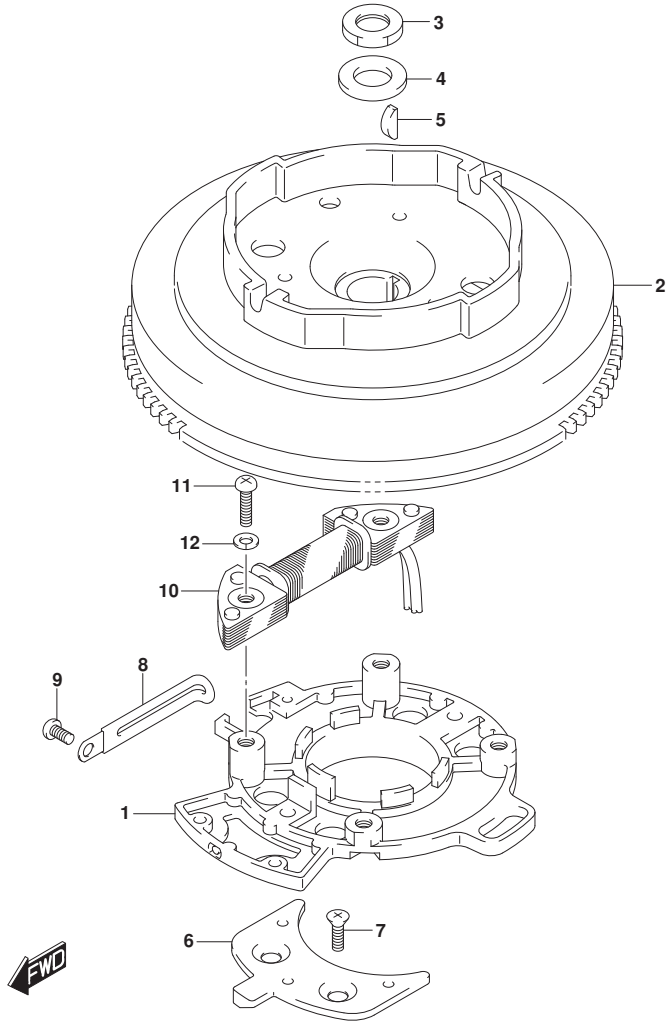


FIG.303A (1-1-6) MAGNETO (DT9.9A P40)

REF NO.	PART NO.	DESCRIPTION	Q'TY	REMARKS
1	32101-95L10	STATOR ASSY	1	
2	32102-95L10	FLYWHEEL	1	
3	09140-14008	NUT	1	
4	09160-14052	WASHER (14X27X4)	1	
5	09420-04008	KEY	1	
6	32390-90L00	RETAINER, MAGNETO STATOR	2	
7	09126-06022	SCREW (6X16)	4	
8	29404-93J10	CLAMP	1	
9	02112-06127	SCREW	1	
10	32140-93900	COIL, PRIMARY	1	
11	02112-0625B	SCREW	2	
12	08321-0106A	LOCK WASHER	2	

FIG.303C

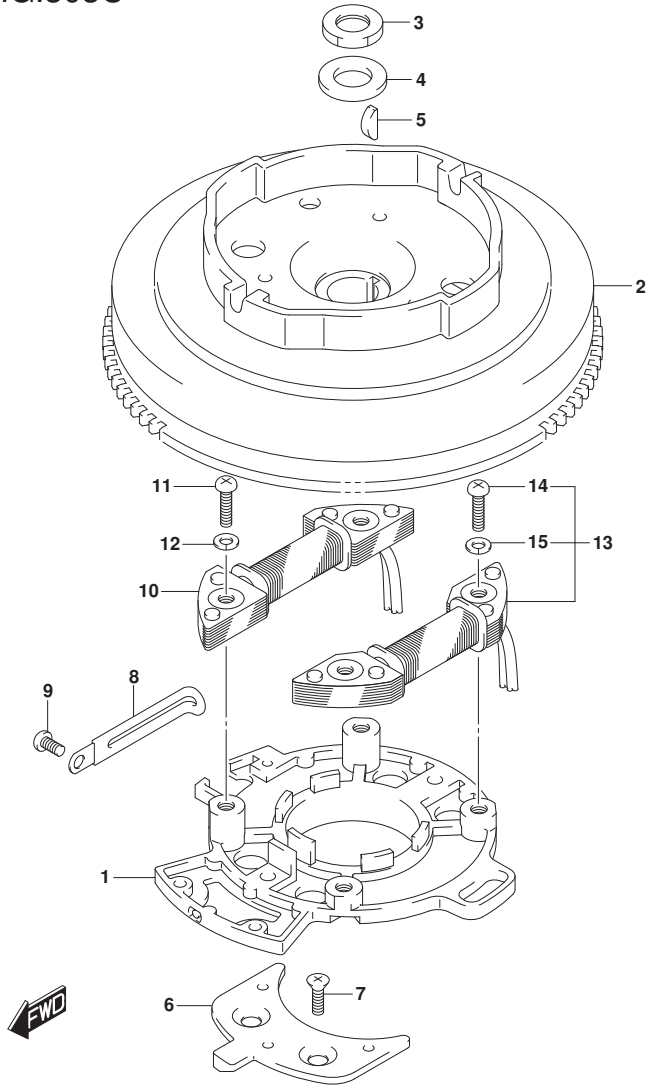


FIG.303C (1-1-8) MAGNETO (DT9.9A P81)

REF NO.	PART NO.	DESCRIPTION	Q'TY	REMARKS
1	32101-90L30	STATOR ASSY	1	
2	32102-95L10	FLYWHEEL	1	
3	09140-14008	NUT	1	
4	09160-14052	WASHER (14X27X4)	1	
5	09420-04008	KEY	1	
6	32390-90L00	RETAINER, MAGNETO STATOR	2	
7	09126-06022	SCREW (6X16)	4	
8	29404-93J10	CLAMP	1	
9	02112-06127	SCREW	1	
10	32140-93900	COIL, PRIMARY	1	
11	02112-0625B	SCREW	2	
12	08321-0106A	LOCK WASHER	2	
13	32200-93910	COIL SET, LIGHTING	1	
14	02112-0625B	.SCREW	2	
15	08321-0106A	.LOCK WASHER	2	

FIG.303D

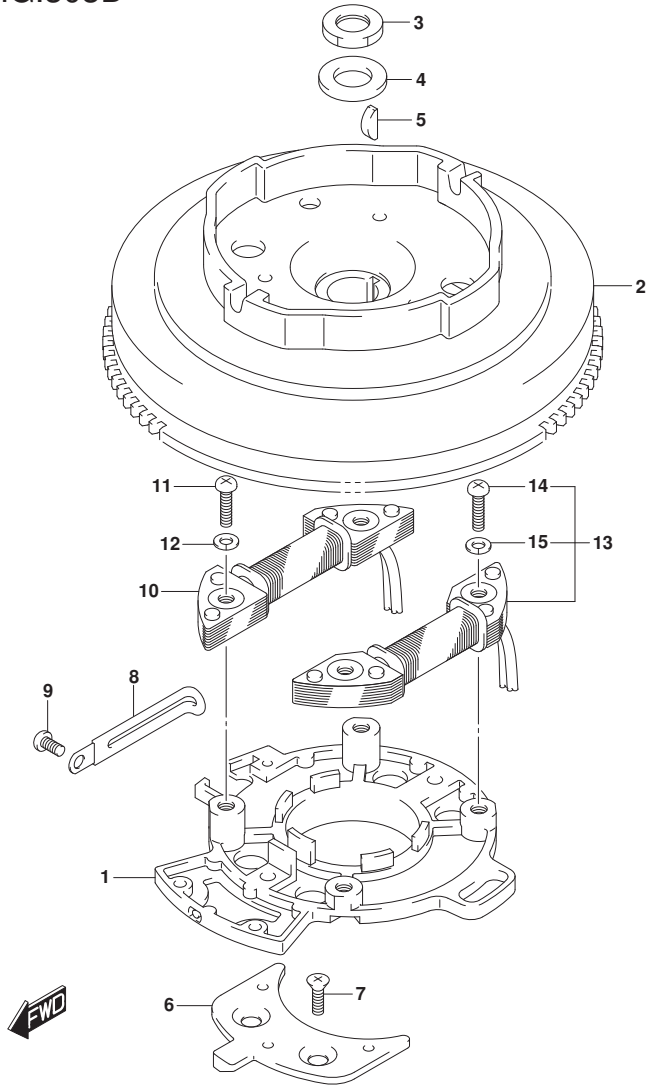


FIG.303D (1-1-9) MAGNETO (DT9.9AK P40)

REF NO.	PART NO.	DESCRIPTION	Q'TY	REMARKS
1	32101-90L30	STATOR ASSY	1	
2	32102-90L30	FLYWHEEL	1	
3	09140-14008	NUT	1	
4	09160-14052	WASHER (14X27X4)	1	
5	09420-04008	KEY	1	
6	32390-90L00	RETAINER, MAGNETO STATOR	2	
7	09126-06022	SCREW (6X16)	4	
8	29404-93J10	CLAMP	1	
9	02112-06127	SCREW	1	
10	32140-93900	COIL, PRIMARY	1	
11	02112-0625B	SCREW	2	
12	08321-0106A	LOCK WASHER	2	
13	32200-93910	COIL SET, LIGHTING	1	
14	02112-0625B	.SCREW	2	
15	08321-0106A	.LOCK WASHER	2	

FIG.303E

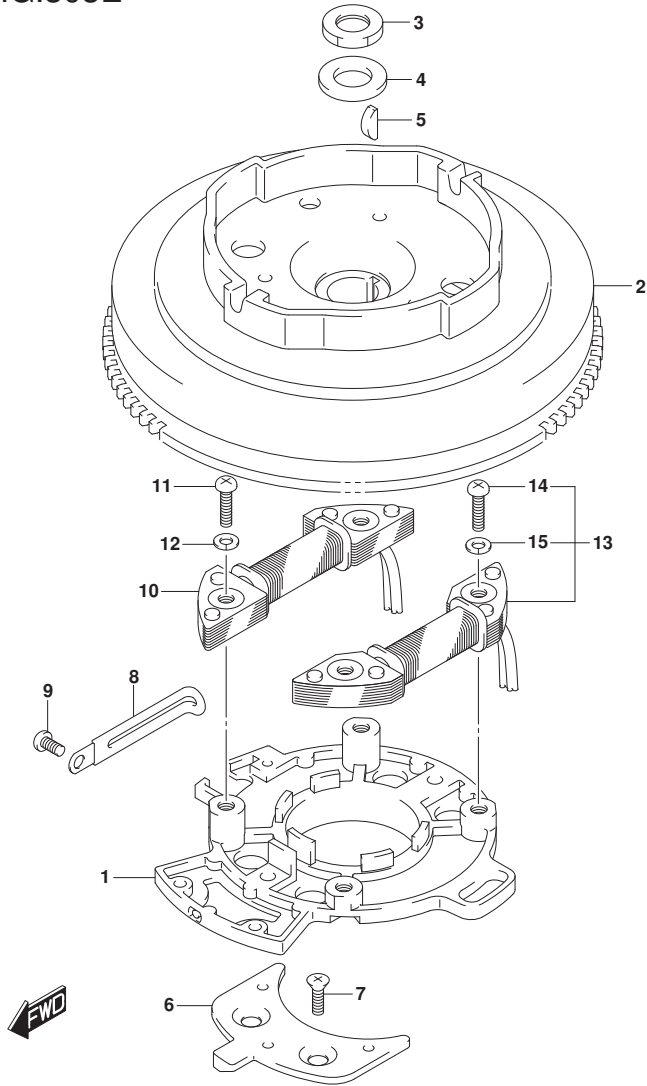


FIG.303E (1-I-10) MAGNETO (DT9.9AK P36)

REF NO.	PART NO.	DESCRIPTION	Q'TY	REMARKS
1	32101-90L30	STATOR ASSY	1	
2	32102-90L30	FLYWHEEL	1	
3	09140-14008	NUT	1	
4	09160-14052	WASHER (14X27X4)	1	
5	09420-04008	KEY	1	
6	32390-90L00	RETAINER, MAGNETO STATOR	2	
7	09126-06022	SCREW (6X16)	4	
8	29404-93J10	CLAMP	1	
9	02112-06127	SCREW	1	
10	32140-93900	COIL, PRIMARY	1	
11	02112-0625B	SCREW	2	
12	08321-0106A	LOCK WASHER	2	
13	32200-93910	COIL SET, LIGHTING	1	
14	02112-0625B	.SCREW	2	
15	08321-0106A	.LOCK WASHER	2	

FIG.303G

FIG.303G (1-1-12) MAGNETO (ELECTRIC STARTER) (DT15A P40)

REF NO.	PART NO.	DESCRIPTION	Q'TY	REMARKS
1	32101-90L30	STATOR ASSY	1	
2	32102-90L20	FLYWHEEL	1	
3	09140-14008	NUT	1	
4	09160-14052	WASHER (14X27X4)	1	
5	09420-04008	KEY	1	
6	32390-90L00	RETAINER, MAGNETO STATOR	2	
7	09126-06022	SCREW (6X16)	4	
8	29404-93J10	CLAMP	1	
9	32140-93900	COIL, PRIMARY	1	
10	02112-0625B	SCREW	2	
11	08321-0106A	LOCK WASHER	2	
12	32200-93910	COIL SET, LIGHTING	1	
13	02112-0625B	.SCREW	2	
14	08321-0106A	.LOCK WASHER	2	

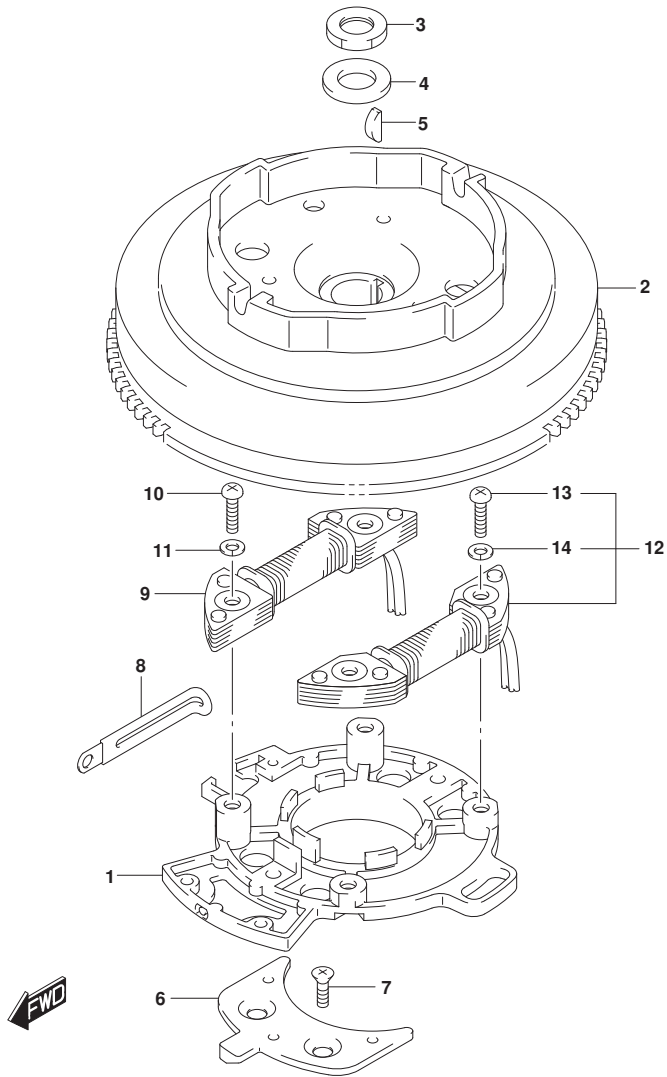


FIG.303H

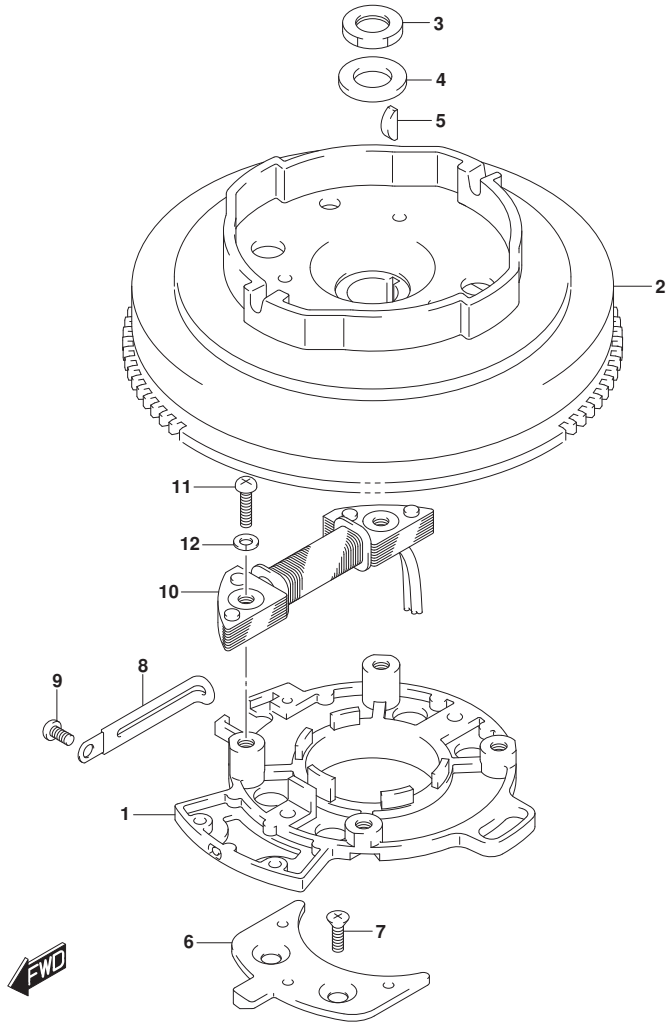


FIG.303H (1-I-13) MAGNETO (DT15A P36)

REF NO.	PART NO.	DESCRIPTION	Q'TY	REMARKS
1	32101-95L10	STATOR ASSY	1	
2	32102-95L10	FLYWHEEL	1	
3	09140-14008	NUT	1	
4	09160-14052	WASHER (14X27X4)	1	
5	09420-04008	KEY	1	
6	32390-90L00	RETAINER, MAGNETO STATOR	2	
7	09126-06022	SCREW (6X16)	4	
8	29404-93J10	CLAMP	1	
9	02112-06127	SCREW	1	
10	32140-93900	COIL, PRIMARY	1	
11	02112-0625B	SCREW	2	
12	08321-0106A	LOCK WASHER	2	

FIG.303J

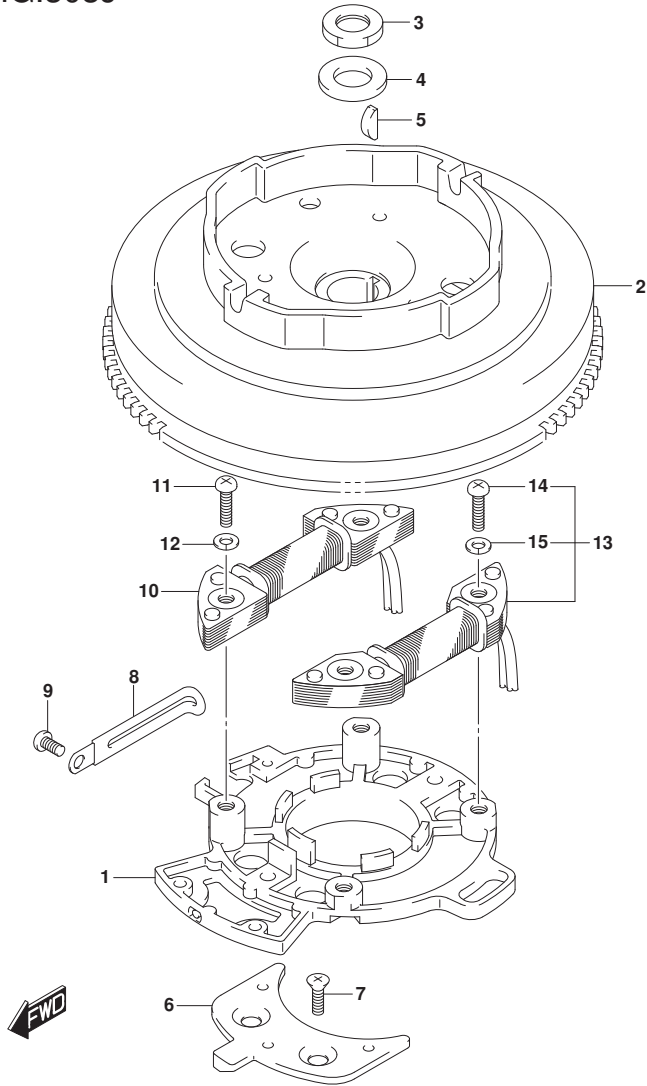


FIG.303J (1-I-14) MAGNETO (DT15A P81)

REF NO.	PART NO.	DESCRIPTION	Q'TY	REMARKS
1	32101-90L30	STATOR ASSY	1	
2	32102-95L10	FLYWHEEL	1	
3	09140-14008	NUT	1	
4	09160-14052	WASHER (14X27X4)	1	
5	09420-04008	KEY	1	
6	32390-90L00	RETAINER, MAGNETO STATOR	2	
7	09126-06022	SCREW (6X16)	4	
8	29404-93J10	CLAMP	1	
9	02112-06127	SCREW	1	
10	32140-93900	COIL, PRIMARY	1	
11	02112-0625B	SCREW	2	
12	08321-0106A	LOCK WASHER	2	
13	32200-93910	COIL SET, LIGHTING	1	
14	02112-0625B	.SCREW	2	
15	08321-0106A	.LOCK WASHER	2	

FIG.307A

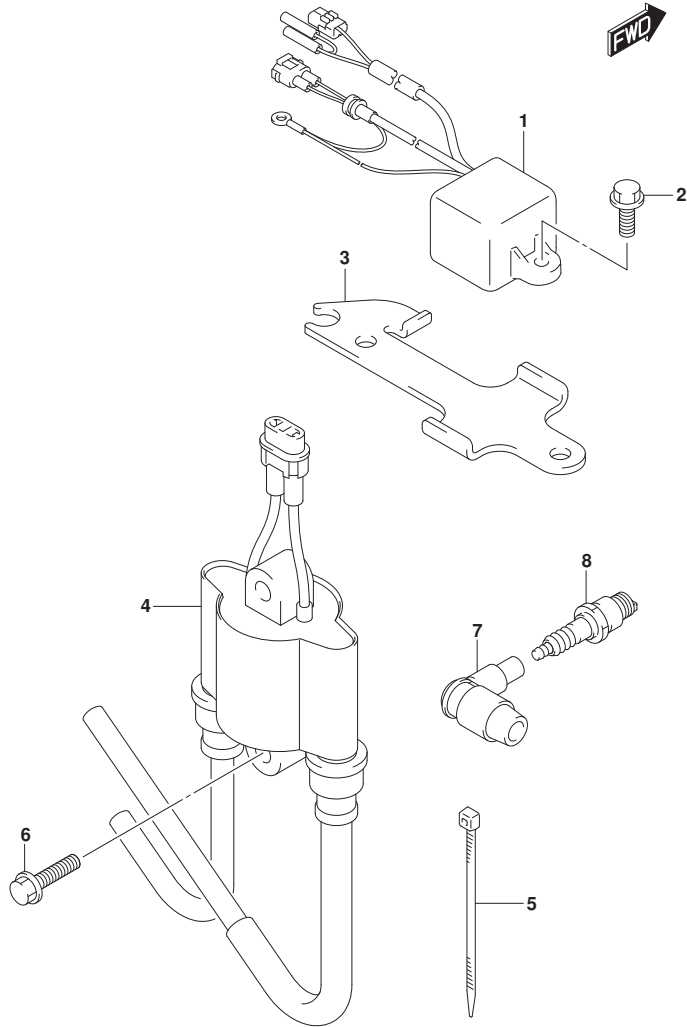


FIG.307A (1-J-2) IGNITION COIL (DT9.9A P40)

REF NO.	PART NO.	DESCRIPTION	Q'TY	REMARKS
1	32900-90L10	CDI UNIT	1	
2	01550-06167	BOLT	2	
3	32915-95L00	BRACKET, CDI UNIT	1	
4	33410-95L10	COIL, IGNITION	1	
5	09407-14407	CLAMP (L:145)	1	
6	01550-06257	BOLT	2	
7	33510-90L00	CAP, SPARK PLUG	2	
8	09482-00533	SPARK PLUG (BR7HS-10)	2	NGK

FIG.307B

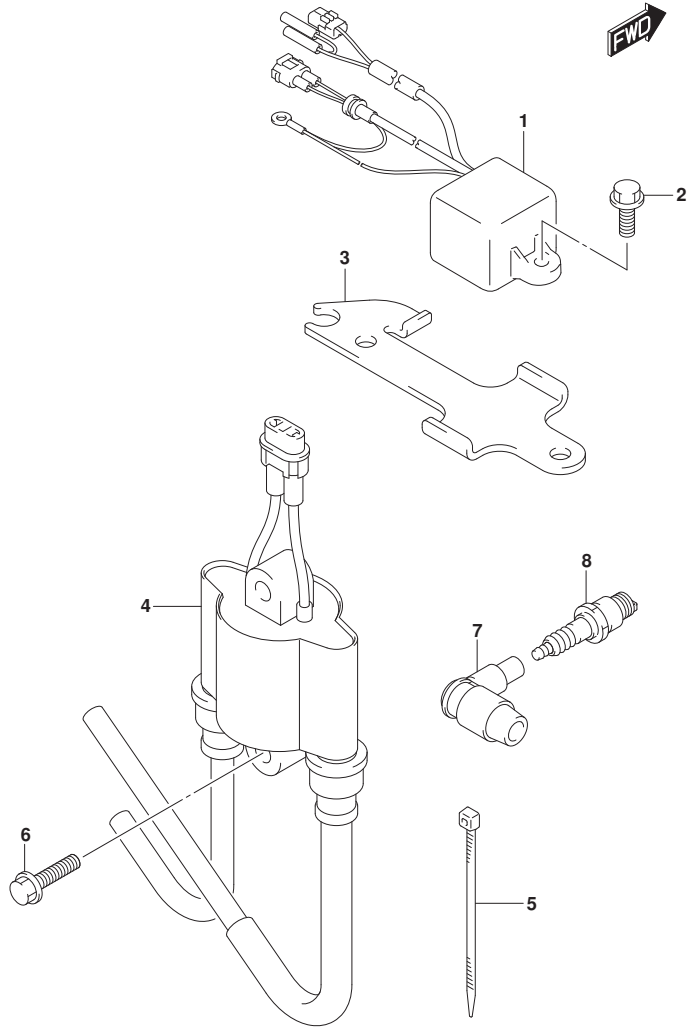


FIG.307B (1-J-3) IGNITION COIL (DT9.9A P36)

REF NO.	PART NO.	DESCRIPTION	Q'TY	REMARKS
1	32900-90L10	CDI UNIT	1	
2	01550-06167	BOLT	2	
3	32915-95L00	BRACKET, CDI UNIT	1	
4	33410-95L10	COIL, IGNITION	1	
5	09407-14407	CLAMP (L:145)	1	
6	01550-06257	BOLT	2	
7	33510-90L00	CAP, SPARK PLUG	2	
8	09482-00533	SPARK PLUG (BR7HS-10)	2	NGK

FIG.307C

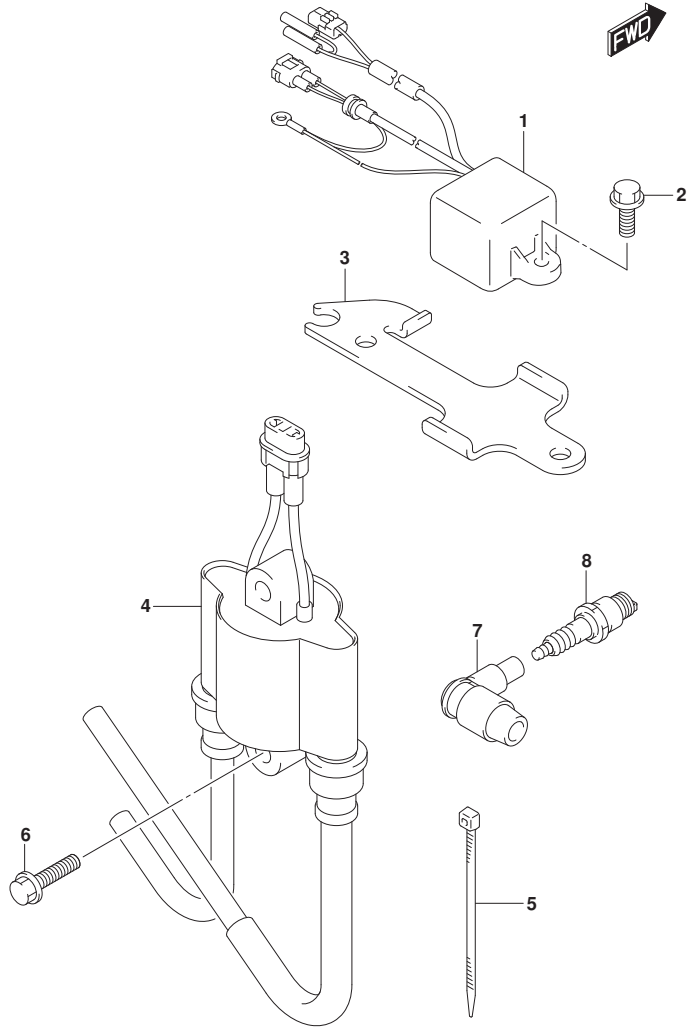


FIG.307C (1-J-4) IGNITION COIL (DT9.9A P81)

REF NO.	PART NO.	DESCRIPTION	Q'TY	REMARKS
1	32900-90L10	CDI UNIT	1	
2	01550-06167	BOLT	2	
3	32915-95L00	BRACKET, CDI UNIT	1	
4	33410-95L10	COIL, IGNITION	1	
5	09407-14407	CLAMP (L:145)	1	
6	01550-06257	BOLT	2	
7	33510-90L00	CAP, SPARK PLUG	2	
8	09482-00533	SPARK PLUG (BR7HS-10)	2	NGK

FIG.307D

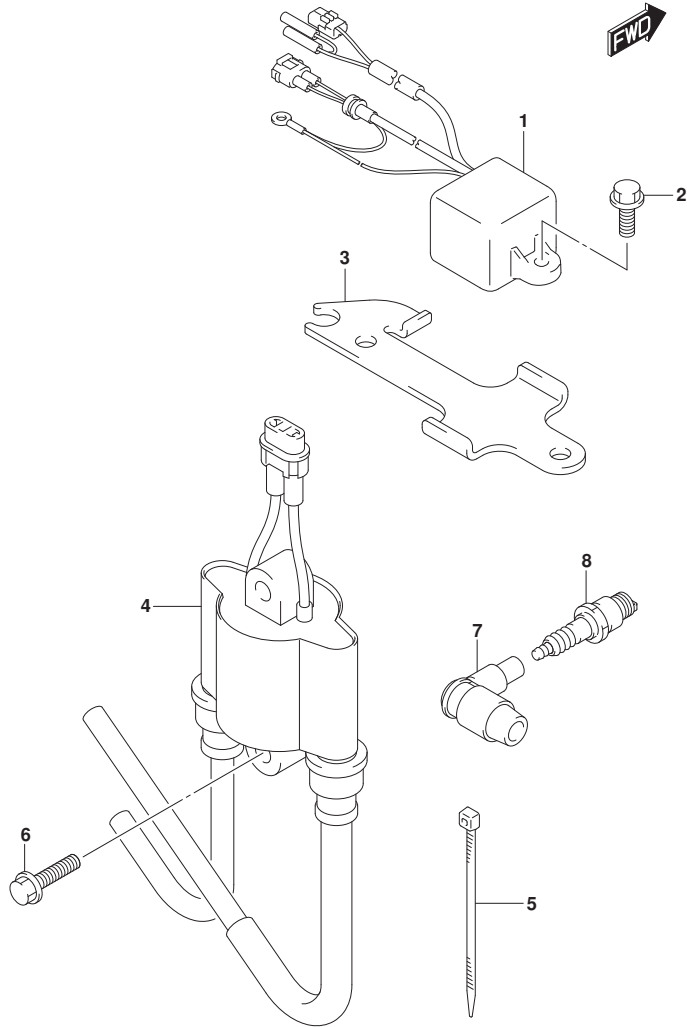


FIG.307D (1-J-5) IGNITION COIL (DT9.9AK P40)

REF NO.	PART NO.	DESCRIPTION	Q'TY	REMARKS
1	32900-90L10	CDI UNIT	1	
2	01550-06167	BOLT	2	
3	32915-95L00	BRACKET, CDI UNIT	1	
4	33410-95L10	COIL, IGNITION	1	
5	09407-14407	CLAMP (L:145)	1	
6	01550-06257	BOLT	2	
7	33510-95520	CAP, SPARK PLUG	2	
8	09482-00534	SPARK PLUG (B6HS-10)	2	NGK

FIG.307E

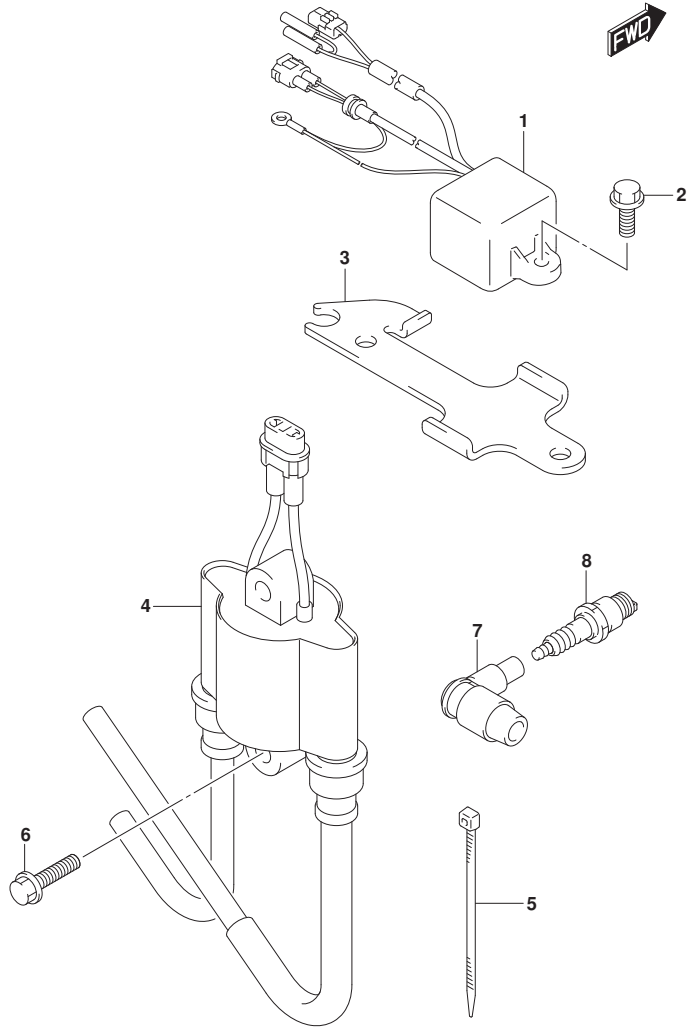


FIG.307E (1-J-6) IGNITION COIL (DT9.9AK P36)

REF NO.	PART NO.	DESCRIPTION	Q'TY	REMARKS
1	32900-90L10	CDI UNIT	1	
2	01550-06167	BOLT	2	
3	32915-95L00	BRACKET, CDI UNIT	1	
4	33410-95L10	COIL, IGNITION	1	
5	09407-14407	CLAMP (L:145)	1	
6	01550-06257	BOLT	2	
7	33510-95520	CAP, SPARK PLUG	2	
8	09482-00534	SPARK PLUG (B6HS-10)	2	NGK

FIG.307F

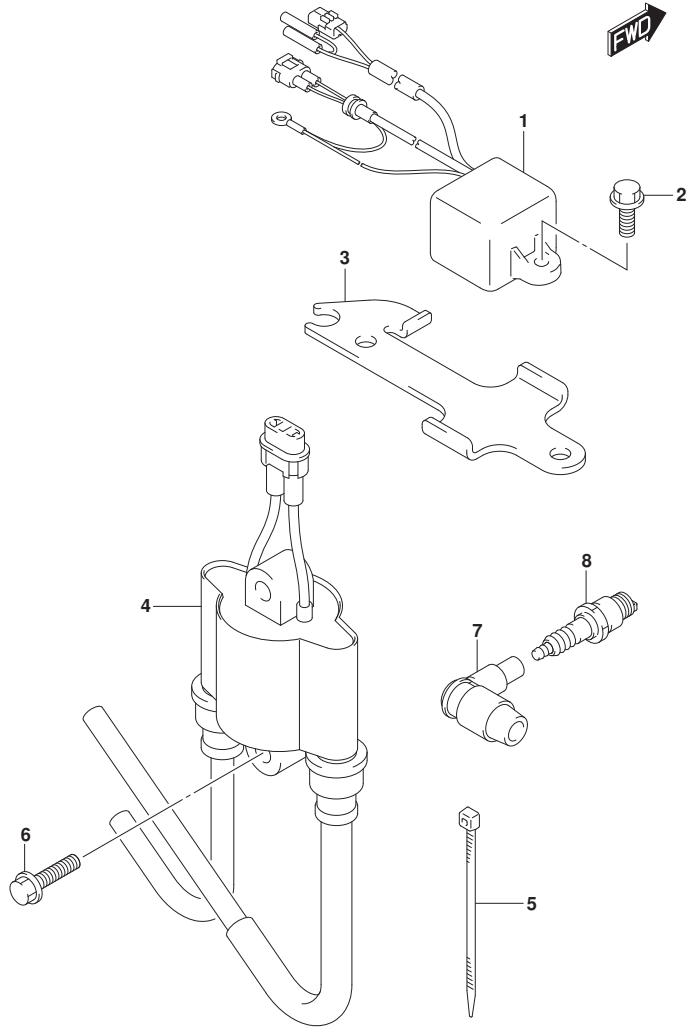


FIG.307F (1-J-7) IGNITION COIL (DT15A P40)

REF NO.	PART NO.	DESCRIPTION	Q'TY	REMARKS
1	32900-90L10	CDI UNIT	1	
2	01550-06167	BOLT	2	
3	32915-95L00	BRACKET, CDI UNIT	1	
4	33410-95L10	COIL, IGNITION	1	
5	09407-14407	CLAMP (L:145)	1	
6	01550-06257	BOLT	2	
7	33510-90L00	CAP, SPARK PLUG	2	
8	09482-00533	SPARK PLUG (BR7HS-10)	2	NGK

FIG.307G

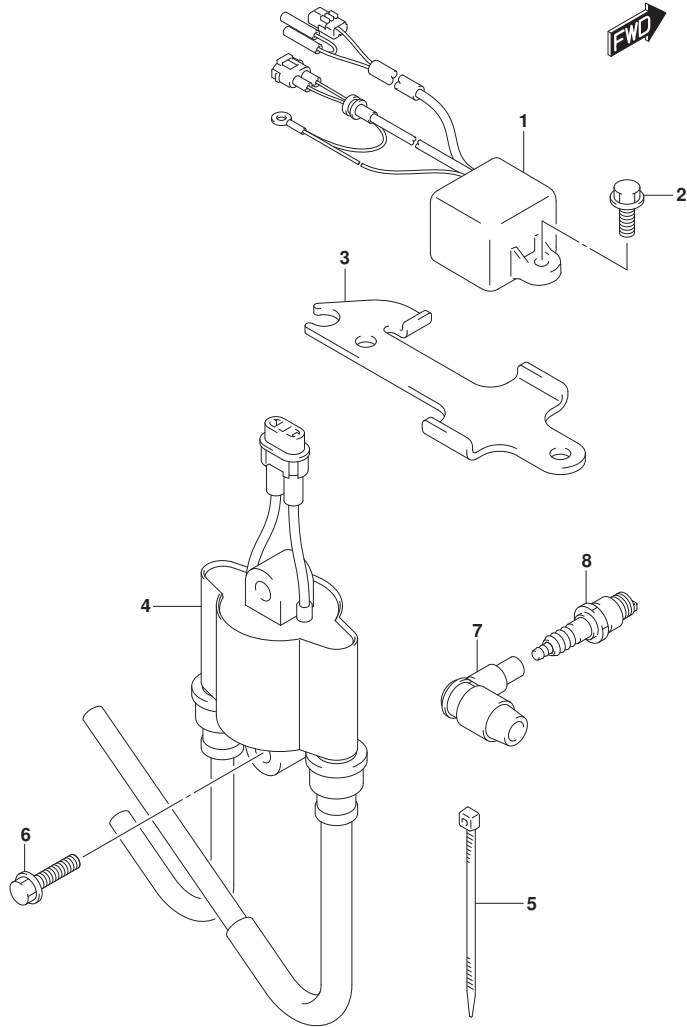


FIG.307G (1-J-8) IGNITION COIL (DT15A P36)

REF NO.	PART NO.	DESCRIPTION	Q'TY	REMARKS
1	32900-90L10	CDI UNIT	1	
2	01550-06167	BOLT	2	
3	32915-95L00	BRACKET, CDI UNIT	1	
4	33410-95L10	COIL, IGNITION	1	
5	09407-14407	CLAMP (L:145)	1	
6	01550-06257	BOLT	2	
7	33510-90L00	CAP, SPARK PLUG	2	
8	09482-00533	SPARK PLUG (BR7HS-10)	2	NGK

FIG.307H

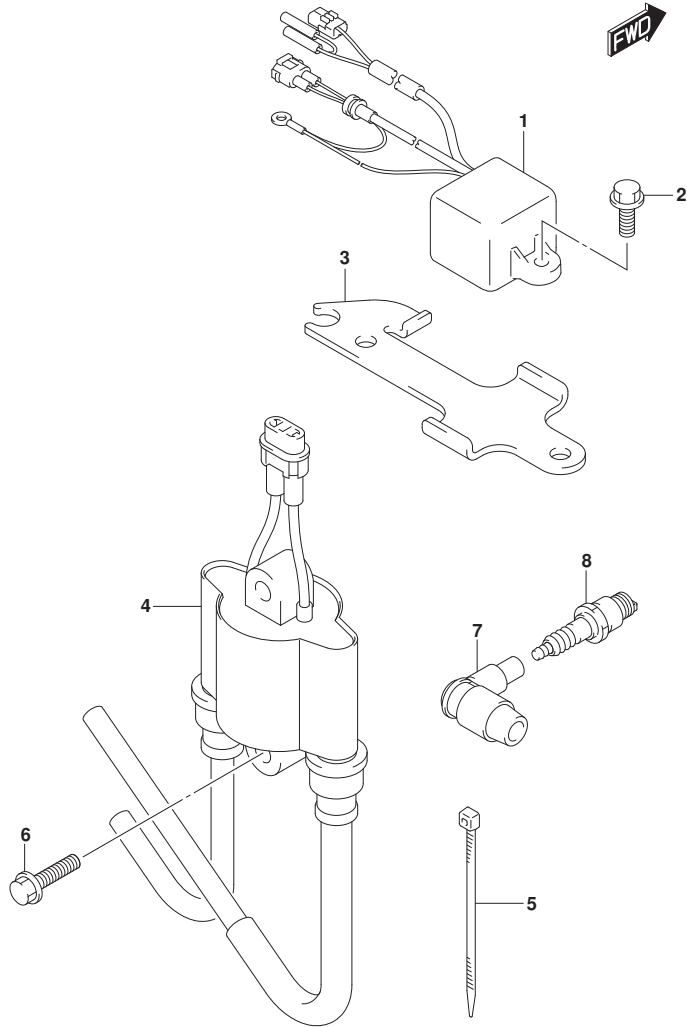


FIG.307H (1-J-9) IGNITION COIL (DT15A P81)

REF NO.	PART NO.	DESCRIPTION	Q'TY	REMARKS
1	32900-90L10	CDI UNIT	1	
2	01550-06167	BOLT	2	
3	32915-95L00	BRACKET, CDI UNIT	1	
4	33410-95L10	COIL, IGNITION	1	
5	09407-14407	CLAMP (L:145)	1	
6	01550-06257	BOLT	2	
7	33510-90L00	CAP, SPARK PLUG	2	
8	09482-00533	SPARK PLUG (BR7HS-10)	2	NGK

FIG.307J

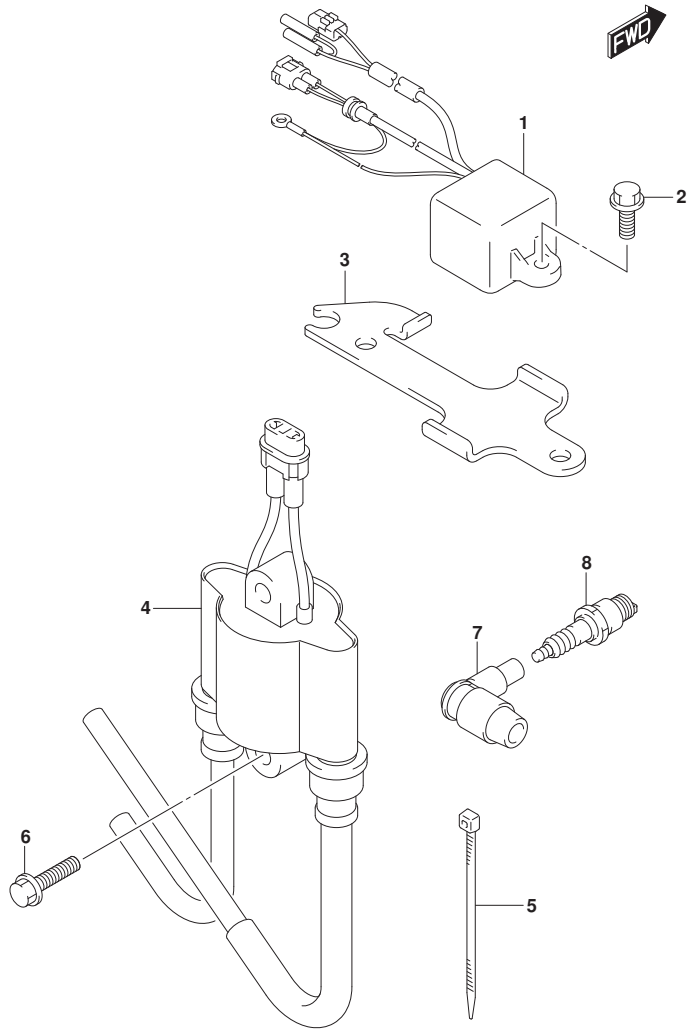


FIG.307J (1-J-10) IGNITION COIL (DT15AK P36)

REF NO.	PART NO.	DESCRIPTION	Q'TY	REMARKS
1	32900-90L10	CDI UNIT	1	
2	01550-06167	BOLT	2	
3	32915-95L00	BRACKET, CDI UNIT	1	
4	33410-95L10	COIL, IGNITION	1	
5	09407-14407	CLAMP (L:145)	1	
6	01550-06257	BOLT	2	
7	33510-95520	CAP, SPARK PLUG	2	
8	09482-00534	SPARK PLUG (B6HS-10)	2	NGK

FIG.319A

FIG.319A (1-J-11) ELECTRICAL (DT9.9A P40)

REF NO.	PART NO.	DESCRIPTION	Q'TY	REMARKS
1	37835-95D00	LABEL, STOP	1	
2	01550-06127	BOLT	1	
3	37830-90L01	SWITCH ASSY, EMERGENCY/STOP	1	
4	37823-97J00	.PLATE	1	
5	37826-97J00	.NUT	1	
6	37801-98300	LEAD, EMERGENCY/STOP SWITCH	1	
7	21221-95L00	BUSH	1	
8	37163-89L00	PLUG, STARTING SWITCH HOLE	1	
9	09407-14403	CLAMP (L:125)	1	
10	37800-93954	SWITCH ASSY, ENGINE STOP	1	
11	33446-98E20	PROTECTOR (L:500)	1	L:500->100

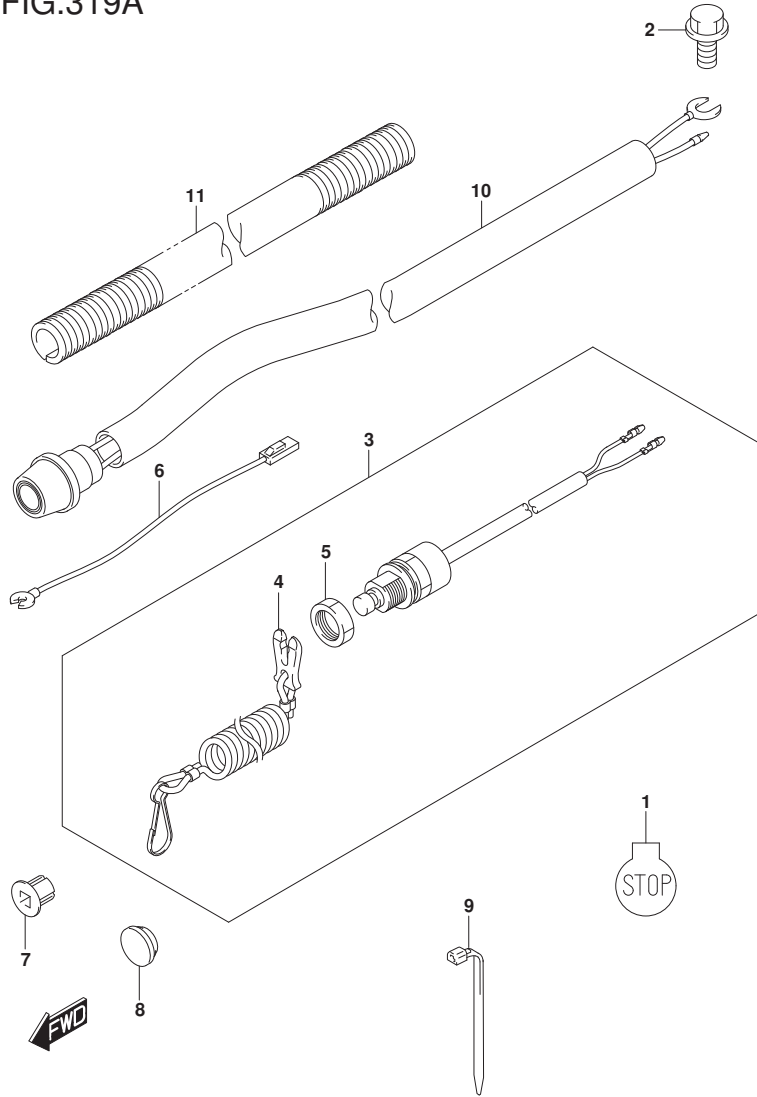


FIG.319B

FIG.319B (1-J-12) ELECTRICAL (DT9.9A P36)

REF NO.	PART NO.	DESCRIPTION	Q'TY	REMARKS
1	37835-95D00	LABEL, STOP	1	
2	01550-06127	BOLT	1	
3	37830-90L01	SWITCH ASSY, EMERGENCY/STOP	1	
4	37823-97J00	.PLATE	1	
5	37826-97J00	.NUT	1	
6	37801-98300	LEAD, EMERGENCY/STOP SWITCH	1	
7	21221-95L00	BUSH	1	
8	37163-89L00	PLUG, STARTING SWITCH HOLE	1	
9	09407-14403	CLAMP (L:125)	1	
10	37800-93954	SWITCH ASSY, ENGINE STOP	1	
11	33446-98E20	PROTECTOR (L:500)	1	L:500->100

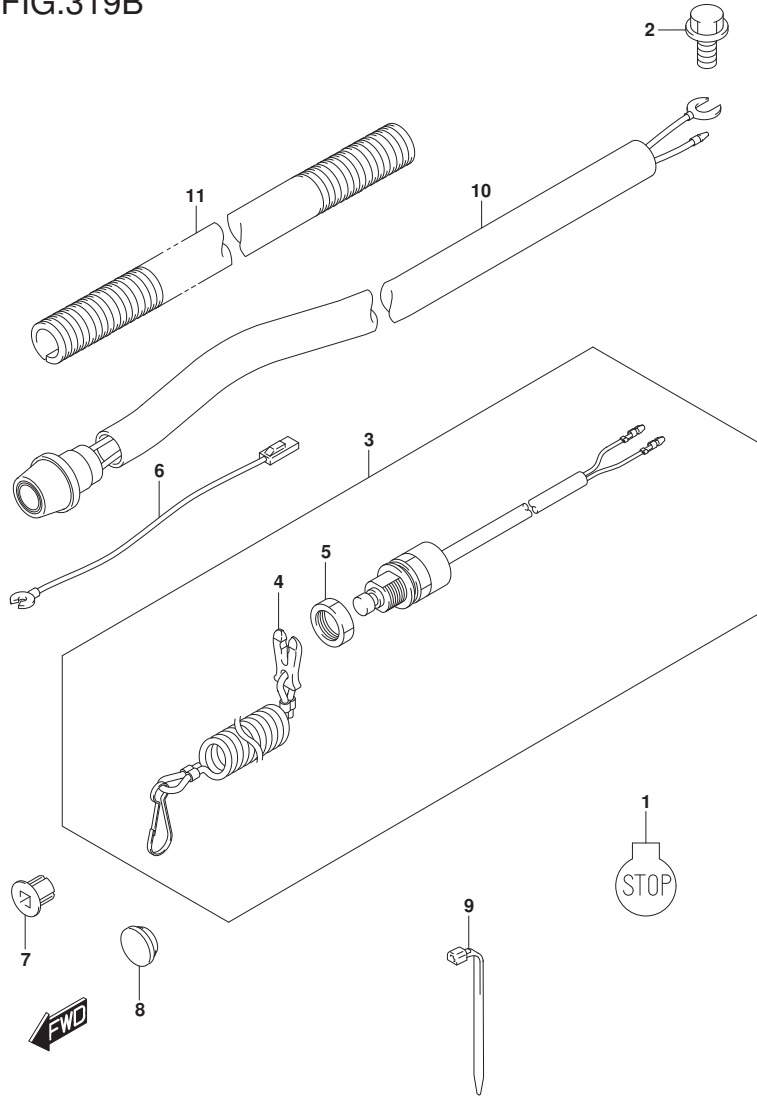


FIG.319C

FIG.319C (1-J-13) ELECTRICAL (DT9.9A P81)

REF NO.	PART NO.	DESCRIPTION	Q'TY	REMARKS
1	37835-95D00	LABEL, STOP	1	
2	01550-06127	BOLT	1	
3	37830-90L01	SWITCH ASSY, EMERGENCY/STOP	1	
4	37823-97J00	.PLATE	1	
5	37826-97J00	.NUT	1	
6	37801-98300	LEAD, EMERGENCY/STOP SWITCH	1	
7	21221-95L00	BUSH	1	
8	37163-89L00	PLUG, STARTING SWITCH HOLE	1	
9	09407-14403	CLAMP (L:125)	1	
10	37800-93954	SWITCH ASSY, ENGINE STOP	1	
11	33446-98E20	PROTECTOR (L:500)	1	L:500->100

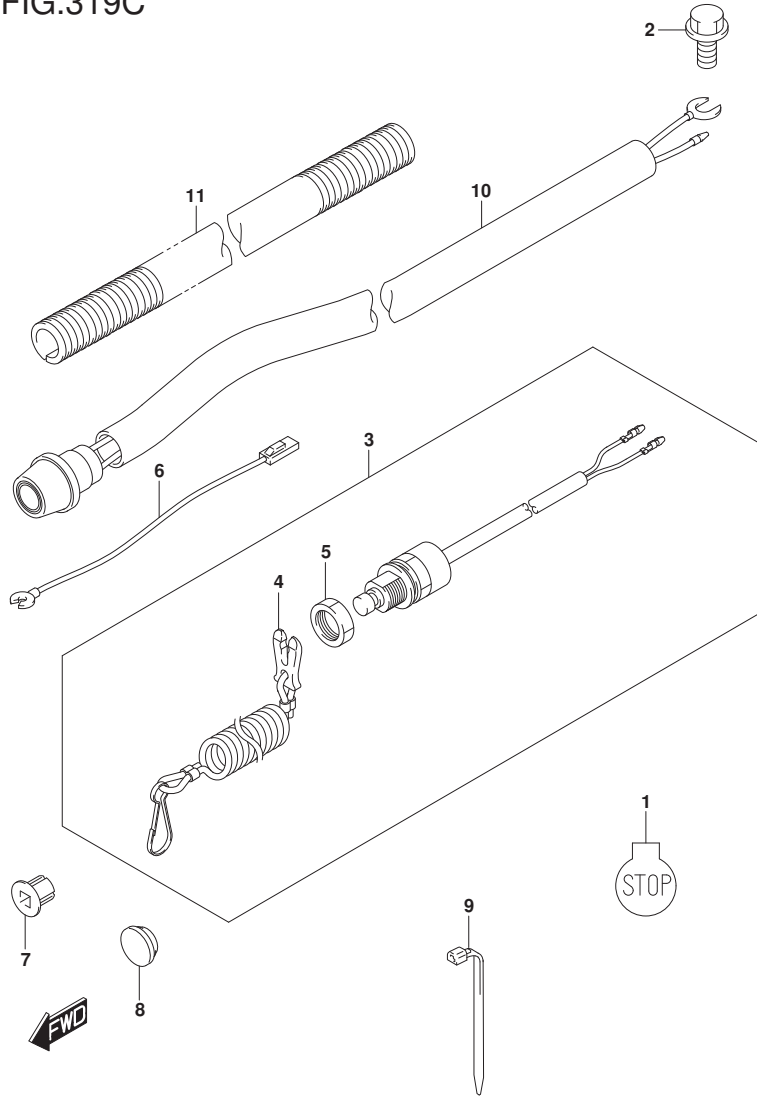


FIG.319D

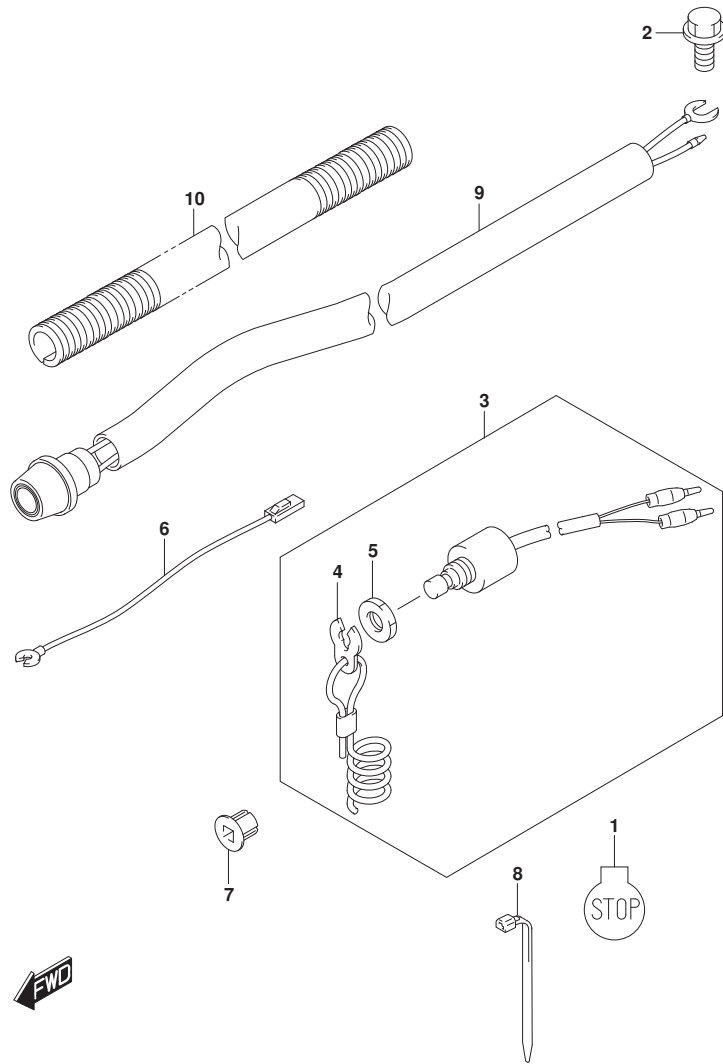


FIG.319D (1-J-14) ELECTRICAL (DT9.9AK P40)

REF NO.	PART NO.	DESCRIPTION	Q'TY	REMARKS
1	37835-95D00	LABEL, STOP	1	
2	01550-06127	BOLT	1	
3	37830-90L01	SWITCH ASSY, EMERGENCY/STOP	1	
4	37823-97J00	.PLATE	1	
5	37826-97J00	.NUT	1	
6	37801-98300	LEAD, EMERGENCY/STOP SWITCH	1	
7	21221-95L00	BUSH	1	
8	09407-14403	CLAMP (L:125)	1	
9	37800-93954	SWITCH ASSY, ENGINE STOP	1	
10	33446-98E20	PROTECTOR (L:500)	1	L:500->100

FIG.319E

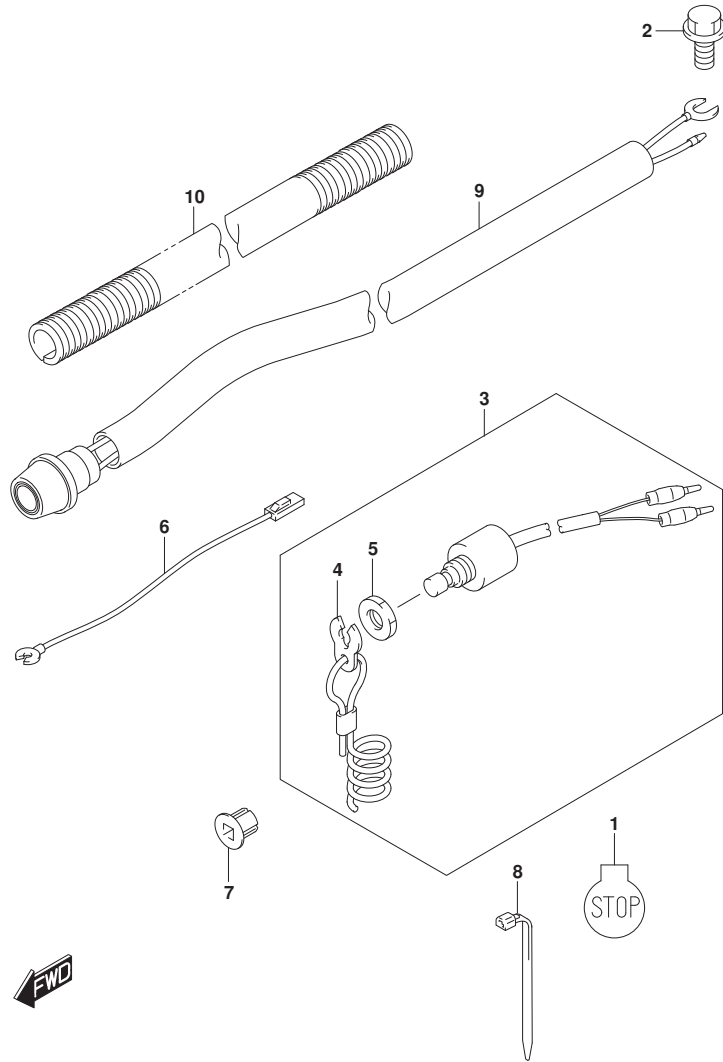


FIG.319E (1-J-15) ELECTRICAL (DT9.9AK P36)

REF NO.	PART NO.	DESCRIPTION	Q'TY	REMARKS
1	37835-95D00	LABEL, STOP	1	
2	01550-06127	BOLT	1	
3	37830-90L01	SWITCH ASSY, EMERGENCY/STOP	1	
4	37823-97J00	.PLATE	1	
5	37826-97J00	.NUT	1	
6	37801-98300	LEAD, EMERGENCY/STOP SWITCH	1	
7	21221-95L00	BUSH	1	
8	09407-14403	CLAMP (L:125)	1	
9	37800-93954	SWITCH ASSY, ENGINE STOP	1	
10	33446-98E20	PROTECTOR (L:500)	1	L:500->100

FIG.319F

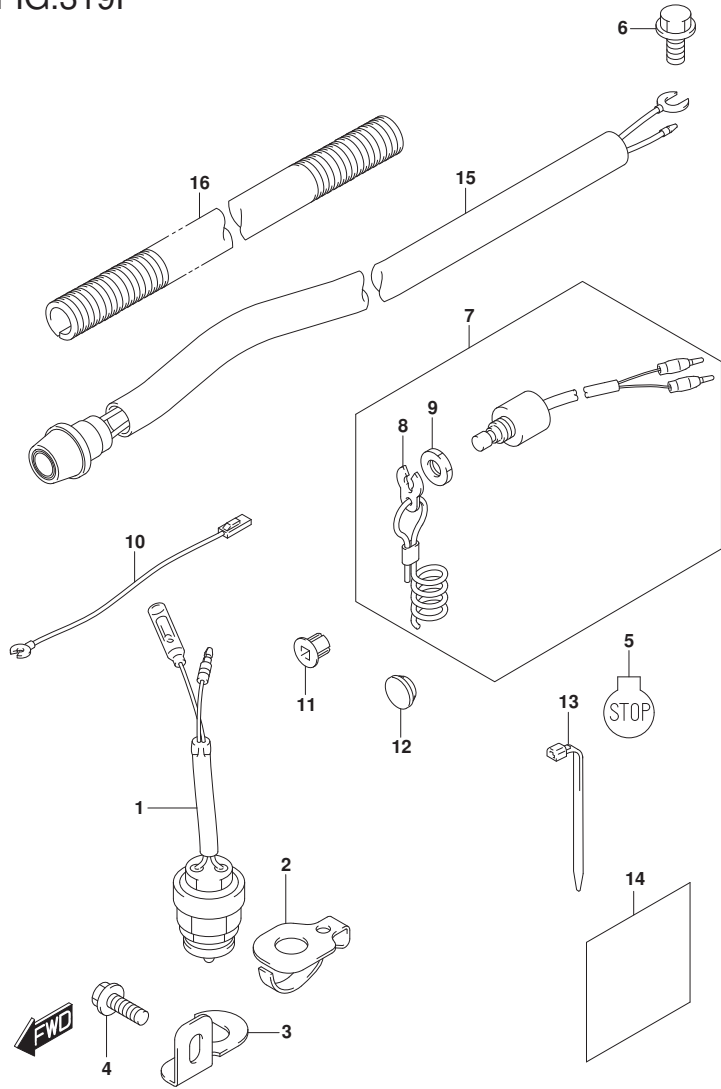


FIG.319F (1-K-2) ELECTRICAL (DT15A P40)

REF NO.	PART NO.	DESCRIPTION	Q'TY	REMARKS
1	37721-96354	SWITCH ASSY, NEUTRAL	1	ELECTRIC STARTER
2	37725-94302	ACTUATOR, NEUTRAL SWITCH	1	ELECTRIC STARTER
3	37726-94402	BRACKET, NEUTRAL SWITCH	1	ELECTRIC STARTER
4	01550-06167	BOLT	1	ELECTRIC STARTER
5	37835-95D00	LABEL, STOP	1	
6	01550-06127	BOLT	1	MANUAL STARTER
7	37830-90L01	SWITCH ASSY, EMERGENCY/STOP	1	
8	37823-97J00	.PLATE	1	
9	37826-97J00	.NUT	1	
10	37801-98300	LEAD, EMERGENCY/STOP SWITCH	1	
11	21221-95L00	BUSH	1	MANUAL STARTER
12	37163-89L00	PLUG, STARTING SWITCH HOLE	1	MANUAL STARTER
13	09407-14403	CLAMP (L:125)	1	MANUAL STARTER
14	32916-92L00	COVER, HARNESS	1	ELECTRIC STARTER
15	37800-93954	SWITCH ASSY, ENGINE STOP	1	
16	33446-98E20	PROTECTOR (L:500)	1	L:500->100

FIG.319G

FIG.319G (1-K-3) ELECTRICAL (DT15A P36)

REF NO.	PART NO.	DESCRIPTION	Q'TY	REMARKS
1	37835-95D00	LABEL, STOP	1	
2	01550-06127	BOLT	1	
3	37830-90L01	SWITCH ASSY, EMERGENCY/STOP	1	
4	37823-97J00	.PLATE	1	
5	37826-97J00	.NUT	1	
6	37801-98300	LEAD, EMERGENCY/STOP SWITCH	1	
7	21221-95L00	BUSH	1	
8	37163-89L00	PLUG, STARTING SWITCH HOLE	1	
9	09407-14403	CLAMP (L:125)	1	
10	37800-93954	SWITCH ASSY, ENGINE STOP	1	
11	33446-98E20	PROTECTOR (L:500)	1	L:500->100

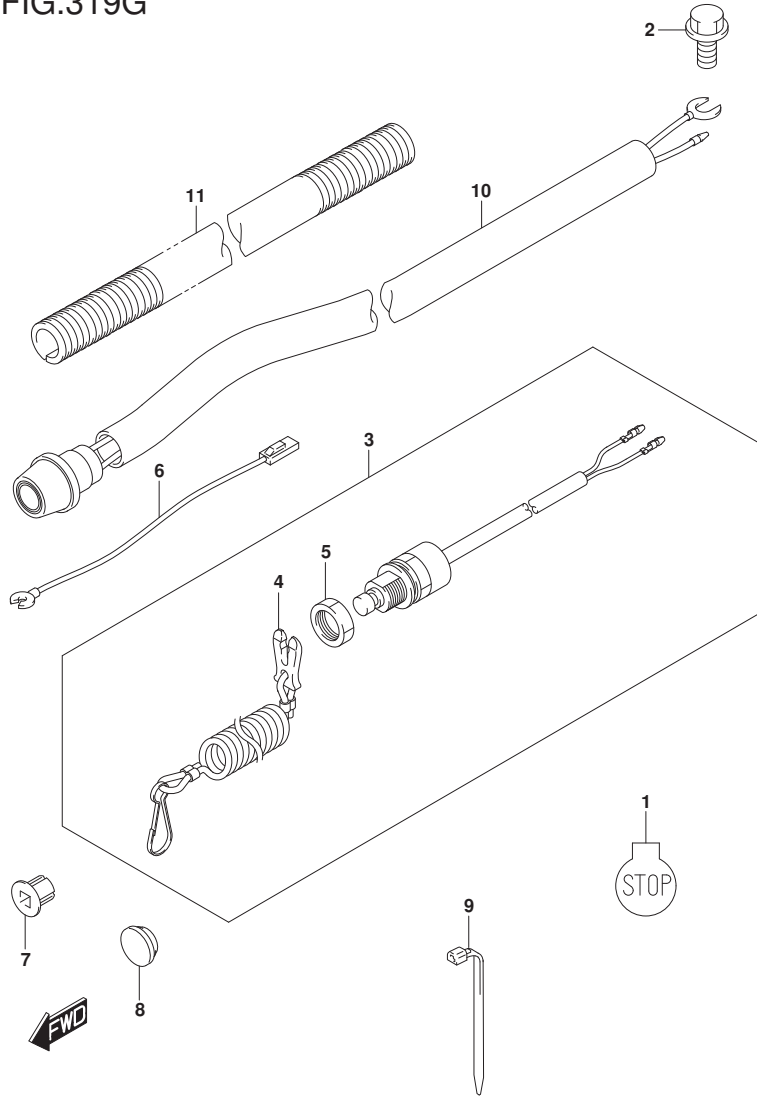


FIG.319H

FIG.319H (1-K-4) ELECTRICAL (DT15A P81)

REF NO.	PART NO.	DESCRIPTION	Q'TY	REMARKS
1	37835-95D00	LABEL, STOP	1	
2	01550-06127	BOLT	1	
3	37830-90L01	SWITCH ASSY, EMERGENCY/STOP	1	
4	37823-97J00	.PLATE	1	
5	37826-97J00	.NUT	1	
6	37801-98300	LEAD, EMERGENCY/STOP SWITCH	1	
7	21221-95L00	BUSH	1	
8	37163-89L00	PLUG, STARTING SWITCH HOLE	1	
9	09407-14403	CLAMP (L:125)	1	
10	37800-93954	SWITCH ASSY, ENGINE STOP	1	
11	33446-98E20	PROTECTOR (L:500)	1	L:500->100

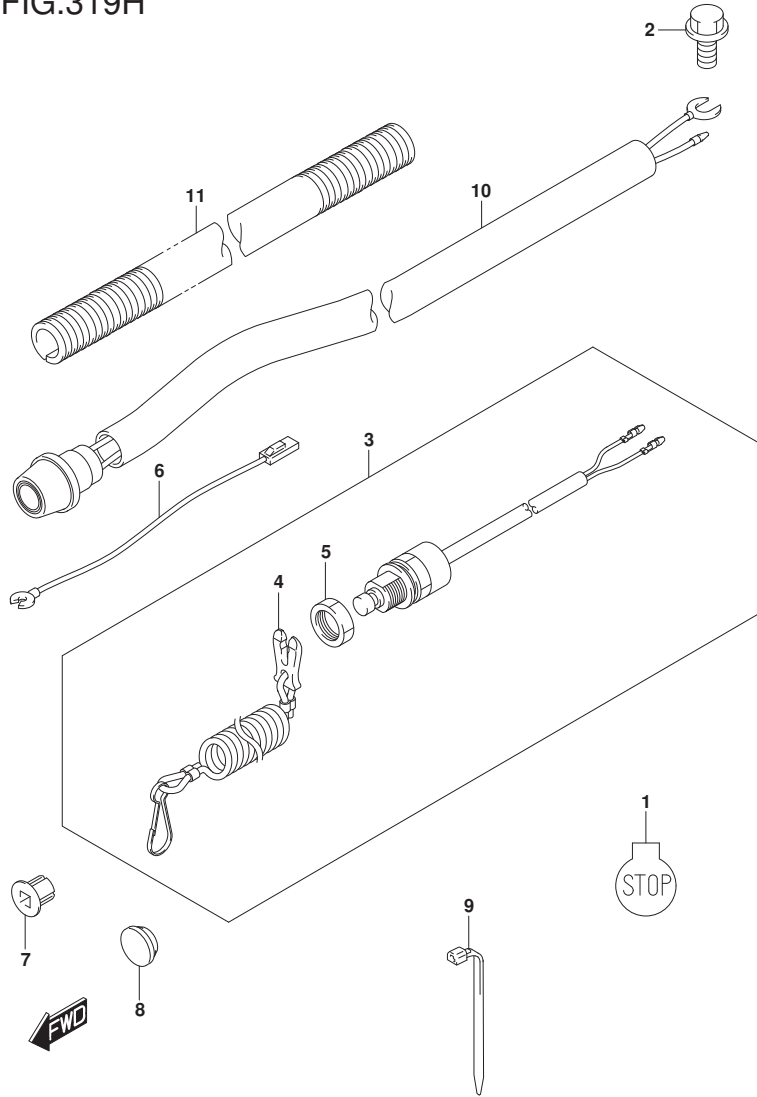


FIG.319J

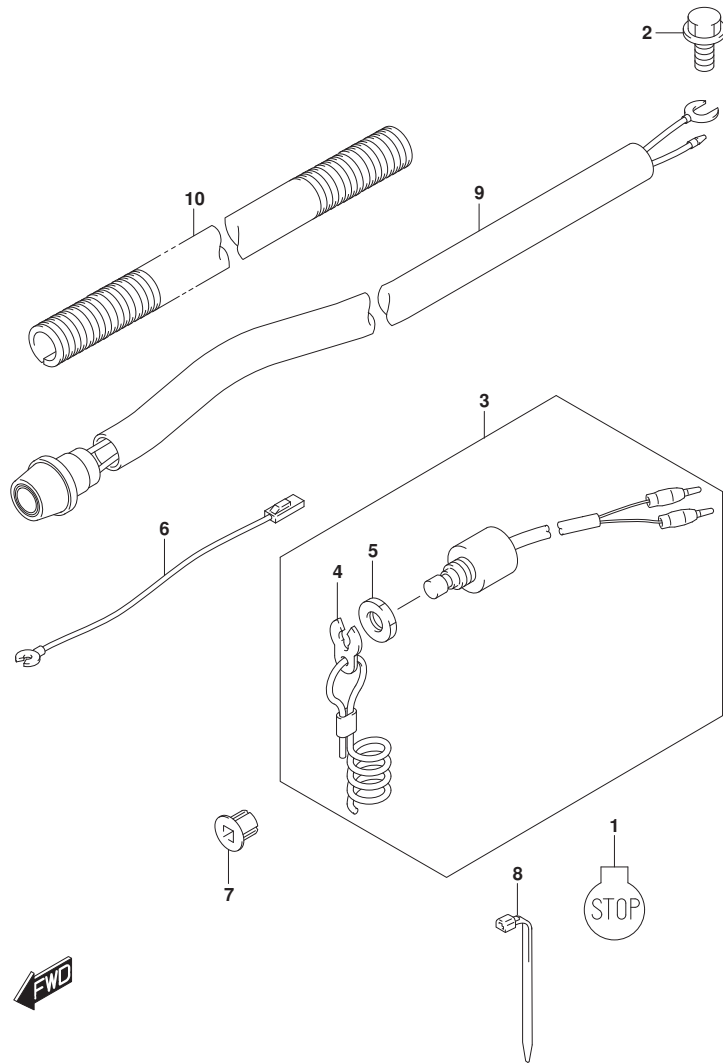


FIG.319J (1-K-5) ELECTRICAL (DT15AK P36)

REF NO.	PART NO.	DESCRIPTION	Q'TY	REMARKS
1	37835-95D00	LABEL, STOP	1	
2	01550-06127	BOLT	1	
3	37830-90L01	SWITCH ASSY, EMERGENCY/STOP	1	
4	37823-97J00	.PLATE	1	
5	37826-97J00	.NUT	1	
6	37801-98300	LEAD, EMERGENCY/STOP SWITCH	1	
7	21221-95L00	BUSH	1	
8	09407-14403	CLAMP (L:125)	1	
9	37800-93954	SWITCH ASSY, ENGINE STOP	1	
10	33446-98E20	PROTECTOR (L:500)	1	L:500->100

FIG.322A

FIG.322A (1-K-6) HARNESS (ELECTRIC STARTER) (DT15A P40)

REF NO.	PART NO.	DESCRIPTION	Q'TY	REMARKS
1	32800-95D01	RECTIFIER ASSY	1	
2	02142-05257	SCREW	1	
3	33810-92D00	CABLE ASSY, STARTER	1	
4	33811-96300	GROMMET, STARTER CABLE	1	
5	33820-93900	CABLE ASSY, PLUS TERM TO RELAY	1	
6	36740-93901	CASE ASSY, FUSE	1	
7	09481-20001	.FUSE (20A)	1	
8	33833-91J00	TUBE, TRIM RELAY CABLE	1	L:250->100
9	36610-93901	WIRE HARNESS	1	
10	37161-95L02	SWITCH ASSY, START	1	

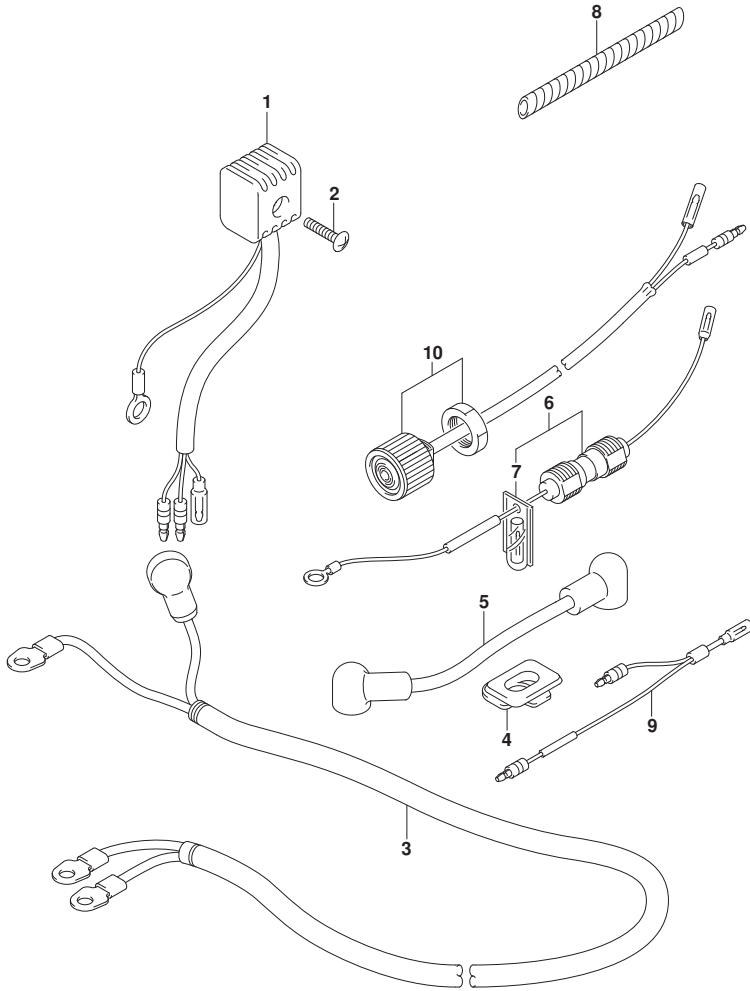


FIG.335A

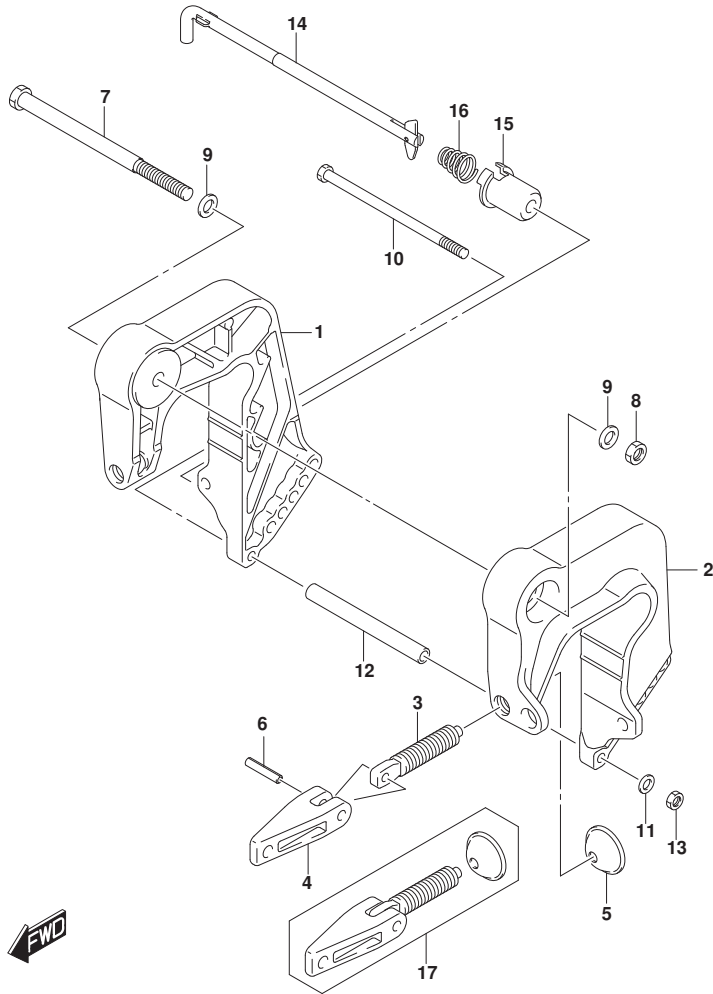


FIG.335A (1-K-7) CLAMP BRACKET (DT9.9A P40)

REF NO.	PART NO.	DESCRIPTION	Q'TY	REMARKS
1	41111-99J00-0EP	BRACKET, CLAMP STBD (BLACK)	1	
2	41121-99J00-0EP	BRACKET, CLAMP PORT (BLACK)	1	
3	41211-89E0	SCREW, CLAMP	2	
4	41212-91J00	HANDLE, CLAMP	2	
5	41213-94J01	PLATE, CLAMP	2	
6	09205-06021	SPRING PIN (6X25)	2	
7	09100-10320	BOLT (10X145)	1	
8	09159-10050	NUT	1	
9	09160-10082	WASHER (10.5X19X2)	2	
10	09100-06177	BOLT (6X140)	1	
11	09160-06082	WASHER (6.5X13X1.0)	1	
12	09180-06357	SPACER (6.5X10.5X104)	1	
13	29141-93J00	NUT, CLAMP BRKT LWR (M6)	1	
14	45420-99JM0	PIN, TILT LOCK	1	
15	45425-94J01	STOPPER, TILT LOCK PIN	1	
16	09441-17001	SPRING	1	
17	41210-89E11	SCREW ASSY, CLAMP	1	OPT

FIG.335B

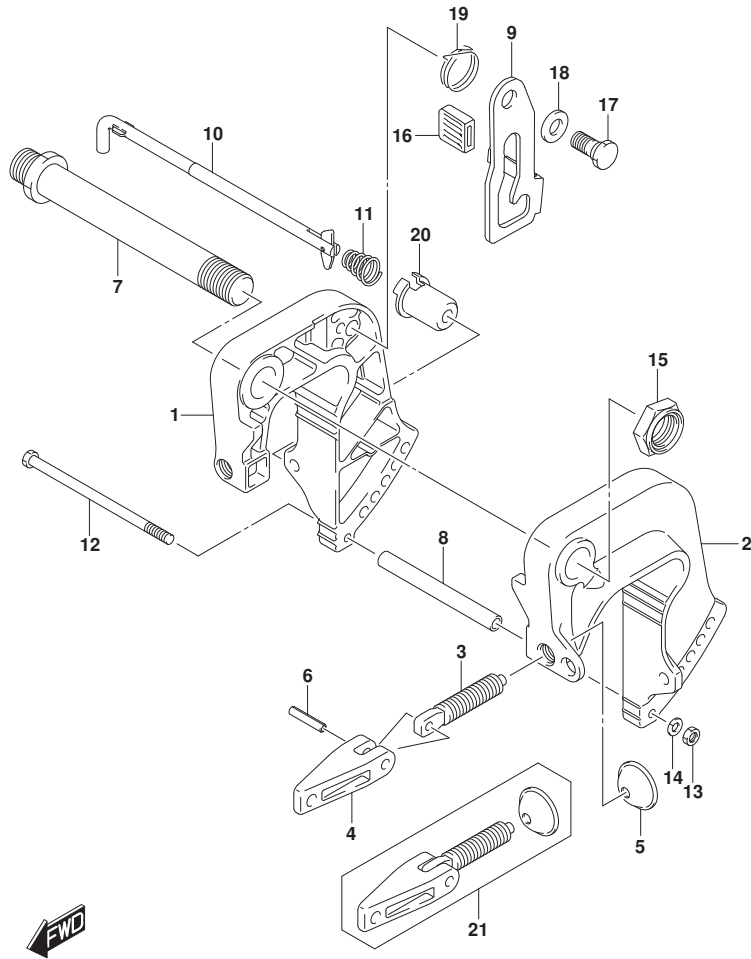


FIG.335B (1-K-8) CLAMP BRACKET (DT9.9A P36)

REF NO.	PART NO.	DESCRIPTION	Q'TY	REMARKS
1	41111-90L00-0EP	BRACKET, CLAMP STBD (BLACK)	1	
2	41121-90L00-0EP	BRACKET, CLAMP PORT (BLACK)	1	
3	41211-89E0	SCREW, CLAMP	2	
4	41212-91J00	HANDLE, CLAMP	2	
5	41213-94J01	PLATE, CLAMP	2	
6	09205-06021	SPRING PIN (6X25)	2	
7	41130-90L00	SHAFT, CLAMP BRACKET	1	
8	09180-06357	SPACER (6.5X10.5X104)	1	
9	41222-91L00	ARM, TILT LOCK	1	
10	45420-90L00	PIN, TILT LOCK	1	
11	09441-17001	SPRING	1	
12	09100-06177	BOLT (6X140)	1	
13	29141-93J00	NUT, CLAMP BRACKET LOWER	1	
14	29162-93J00	WASHER, LOCK	1	
15	09159-22006	NUT	1	
16	41225-94400	RUBBER, TILT LOCK ARM	1	
17	09111-10067	BOLT (10X20.5)	2	
18	09160-10082	WASHER (10.5X19X2)	3	
19	09448-29015	SPRING	1	
20	45425-94J01	STOPPER, TILT LOCK PIN	1	
21	41210-89E11	SCREW ASSY, CLAMP	2	OPT

FIG.335C

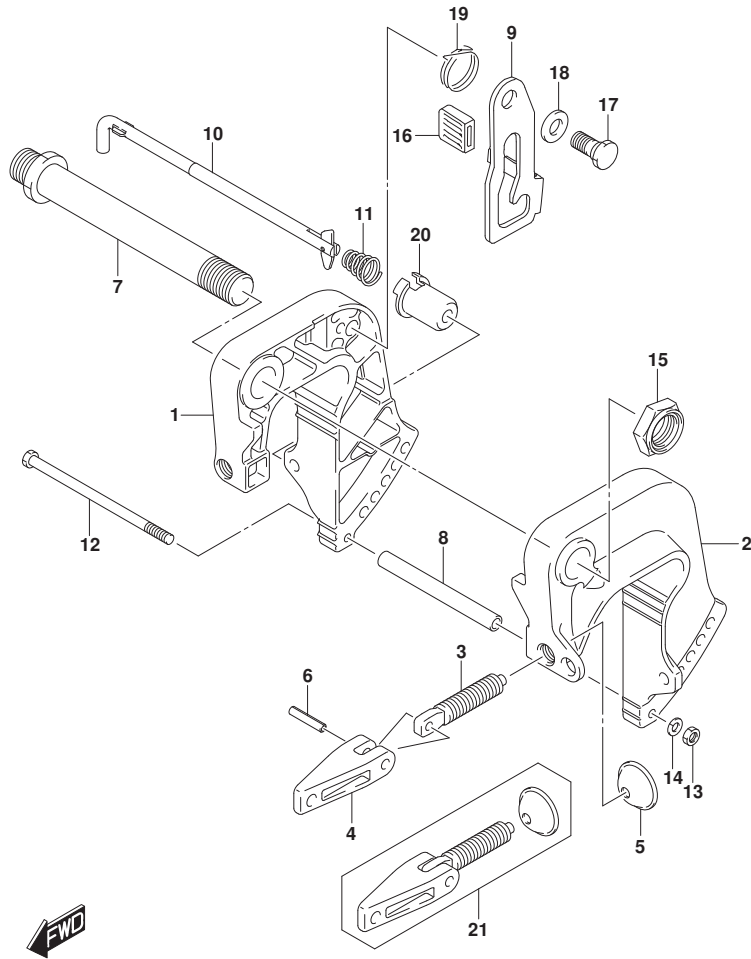


FIG.335C (1-K-9) CLAMP BRACKET (DT9.9A P81)

REF NO.	PART NO.	DESCRIPTION	Q'TY	REMARKS
1	41111-90L00-0EP	BRACKET, CLAMP STBD (BLACK)	1	
2	41121-90L00-0EP	BRACKET, CLAMP PORT (BLACK)	1	
3	41211-89E0	SCREW, CLAMP	2	
4	41212-91J00	HANDLE, CLAMP	2	
5	41213-94J01	PLATE, CLAMP	2	
6	09205-06021	SPRING PIN (6X25)	2	
7	41130-90L00	SHAFT, CLAMP BRACKET	1	
8	09180-06357	SPACER (6.5X10.5X104)	1	
9	41222-91L00	ARM, TILT LOCK	1	
10	45420-90L00	PIN, TILT LOCK	1	
11	09441-17001	SPRING	1	
12	09100-06177	BOLT (6X140)	1	
13	29141-93J00	NUT, CLAMP BRACKET LOWER	1	
14	29162-93J00	WASHER, LOCK	1	
15	09159-22006	NUT	1	
16	41225-94400	RUBBER, TILT LOCK ARM	1	
17	09111-10067	BOLT (10X20.5)	2	
18	09160-10082	WASHER (10.5X19X2)	3	
19	09448-29015	SPRING	1	
20	45425-94J01	STOPPER, TILT LOCK PIN	1	
21	41210-89E11	SCREW ASSY, CLAMP	2	OPT

FIG.335D

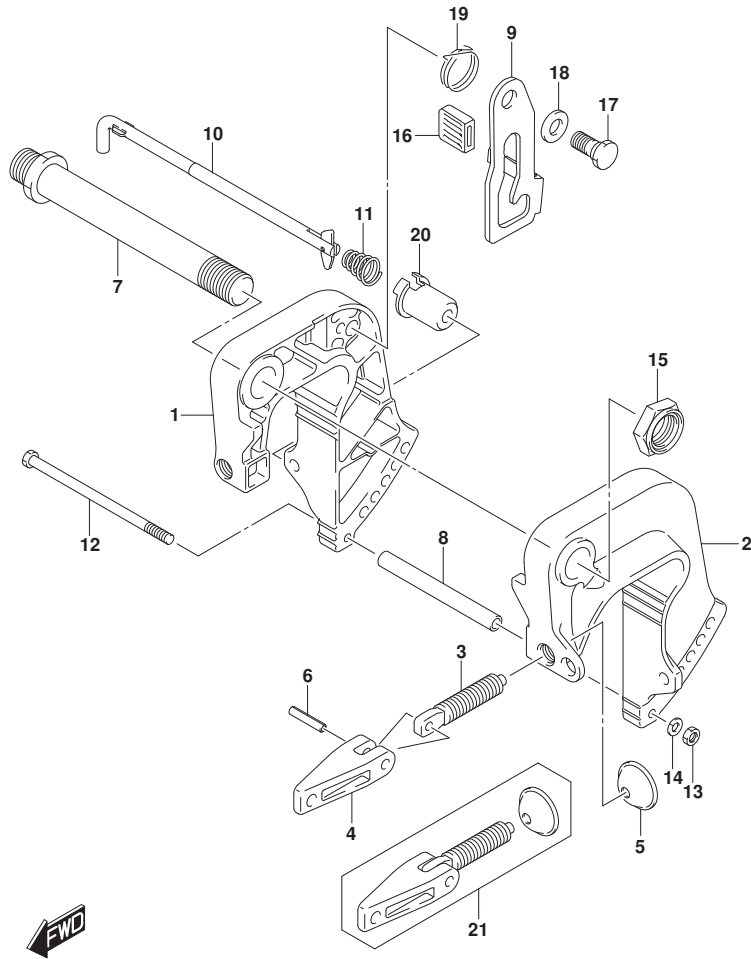


FIG.335D (1-K-10) CLAMP BRACKET (DT9.9AK P40)

REF NO.	PART NO.	DESCRIPTION	Q'TY	REMARKS
1	41111-90L00-0EP	BRACKET, CLAMP STBD (BLACK)	1	
2	41121-90L00-0EP	BRACKET, CLAMP PORT (BLACK)	1	
3	41211-89E0	SCREW, CLAMP	2	
4	41212-91J00	HANDLE, CLAMP	2	
5	41213-94J01	PLATE, CLAMP	2	
6	09205-06021	SPRING PIN (6X25)	2	
7	41130-90L00	SHAFT, CLAMP BRACKET	1	
8	09180-06357	SPACER (6.5X10.5X104)	1	
9	41222-91L00	ARM, TILT LOCK	1	
10	45420-90L00	PIN, TILT LOCK	1	
11	09441-17001	SPRING	1	
12	09100-06177	BOLT (6X140)	1	
13	29141-93J00	NUT, CLAMP BRACKET LOWER	1	
14	29162-93J00	WASHER, LOCK	1	
15	09159-22006	NUT	1	
16	41225-94400	RUBBER, TILT LOCK ARM	1	
17	09111-10067	BOLT (10X20.5)	2	
18	09160-10082	WASHER (10.5X19X2)	3	
19	09448-29015	SPRING	1	
20	45425-94J01	STOPPER, TILT LOCK PIN	1	
21	41210-89E11	SCREW ASSY, CLAMP	2	OPT

FIG.335E

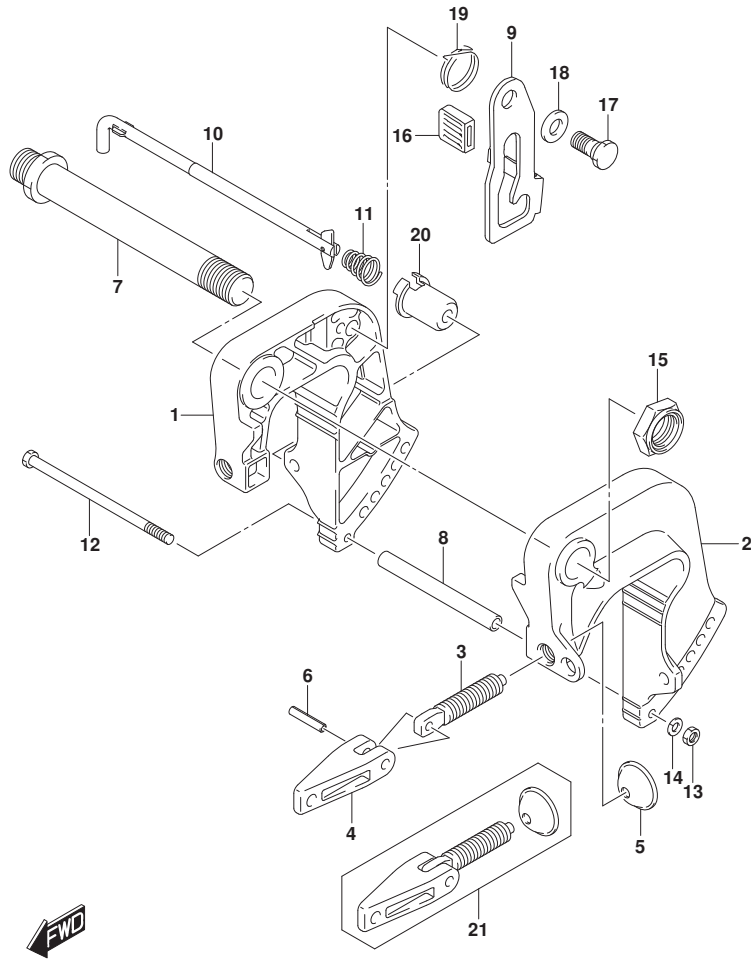


FIG.335E (1-K-11) CLAMP BRACKET (DT9.9AK P36)

REF NO.	PART NO.	DESCRIPTION	Q'TY	REMARKS
1	41111-90L00-0EP	BRACKET, CLAMP STBD (BLACK)	1	
2	41121-90L00-0EP	BRACKET, CLAMP PORT (BLACK)	1	
3	41211-89E0	SCREW, CLAMP	2	
4	41212-91J00	HANDLE, CLAMP	2	
5	41213-94J01	PLATE, CLAMP	2	
6	09205-06021	SPRING PIN (6X25)	2	
7	41130-90L00	SHAFT, CLAMP BRACKET	1	
8	09180-06357	SPACER (6.5X10.5X104)	1	
9	41222-91L00	ARM, TILT LOCK	1	
10	45420-90L00	PIN, TILT LOCK	1	
11	09441-17001	SPRING	1	
12	09100-06177	BOLT (6X140)	1	
13	29141-93J00	NUT, CLAMP BRACKET LOWER	1	
14	29162-93J00	WASHER, LOCK	1	
15	09159-22006	NUT	1	
16	41225-94400	RUBBER, TILT LOCK ARM	1	
17	09111-10067	BOLT (10X20.5)	2	
18	09160-10082	WASHER (10.5X19X2)	3	
19	09448-29015	SPRING	1	
20	45425-94J01	STOPPER, TILT LOCK PIN	1	
21	41210-89E11	SCREW ASSY, CLAMP	2	OPT

FIG.335F

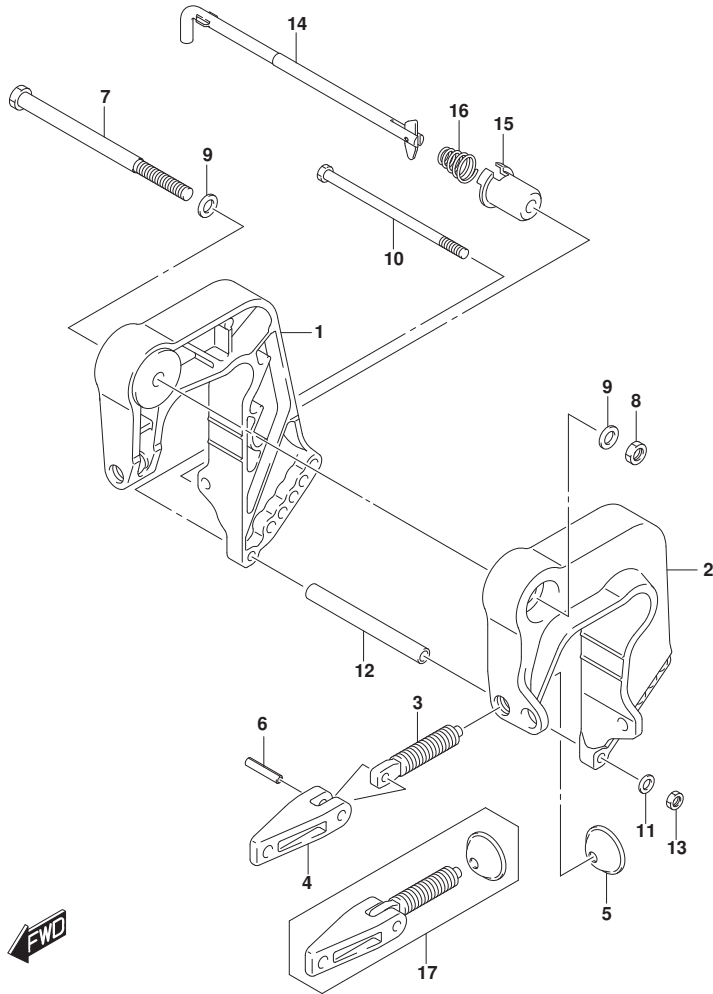


FIG.335F (1-K-12) CLAMP BRACKET (DT15A P40)

REF NO.	PART NO.	DESCRIPTION	Q'TY	REMARKS
1	41111-99J00-0EP	BRACKET, CLAMP STBD (BLACK)	1	
2	41121-99J00-0EP	BRACKET, CLAMP PORT (BLACK)	1	
3	41211-89E0	SCREW, CLAMP	2	
4	41212-91J00	HANDLE, CLAMP	2	
5	41213-94J01	PLATE, CLAMP	2	
6	09205-06021	SPRING PIN (6X25)	2	
7	09100-10320	BOLT (10X145)	1	
8	09159-10050	NUT	1	
9	09160-10082	WASHER (10.5X19X2)	2	
10	09100-06177	BOLT (6X140)	1	
11	09160-06082	WASHER (6.5X13X1.0)	1	
12	09180-06357	SPACER (6.5X10.5X104)	1	
13	29141-93J00	NUT, CLAMP BRKT LWR (M6)	1	
14	45420-99JM0	PIN, TILT LOCK	1	
15	45425-94J01	STOPPER, TILT LOCK PIN	1	
16	09441-17001	SPRING	1	
17	41210-89E11	SCREW ASSY, CLAMP	1	OPT

FIG.335G

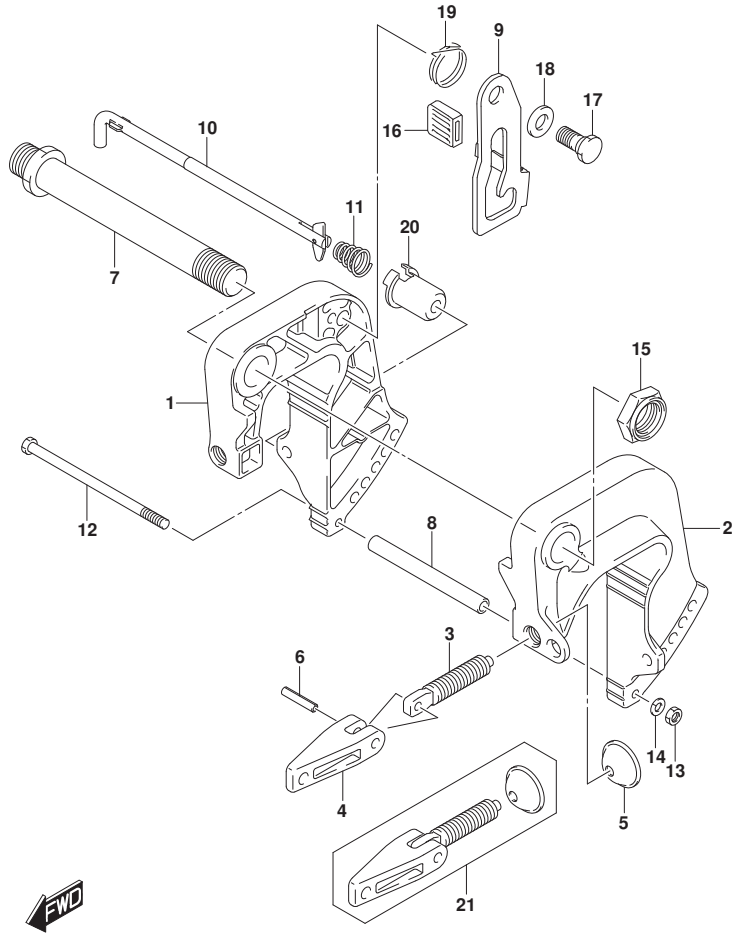


FIG.335G (1-K-13) CLAMP BRACKET (DT15A P36)

REF NO.	PART NO.	DESCRIPTION	Q'TY	REMARKS
1	41111-90L00-0EP	BRACKET, CLAMP STBD (BLACK)	1	
2	41121-90L00-0EP	BRACKET, CLAMP PORT (BLACK)	1	
3	41211-89E0	SCREW, CLAMP	2	
4	41212-91J00	HANDLE, CLAMP	2	
5	41213-94J01	PLATE, CLAMP	2	
6	09205-06021	SPRING PIN (6X25)	2	
7	41130-90L00	SHAFT, CLAMP BRACKET	1	
8	09180-06357	SPACER (6.5X10.5X104)	1	
9	41222-91L00	ARM, TILT LOCK	1	
10	45420-90L00	PIN, TILT LOCK	1	
11	09441-17001	SPRING	1	
12	09100-06177	BOLT (6X140)	1	
13	29141-93J00	NUT, CLAMP BRACKET LOWER	1	
14	29162-93J00	WASHER, LOCK	1	
15	09159-22006	NUT	1	
16	41225-94400	RUBBER, TILT LOCK ARM	1	
17	09111-10067	BOLT (10X20.5)	2	
18	09160-10082	WASHER (10.5X19X2)	3	
19	09448-29015	SPRING	1	
20	45425-94J01	STOPPER, TILT LOCK PIN	1	
21	41210-89E11	SCREW ASSY, CLAMP	2	OPT

FIG.335H

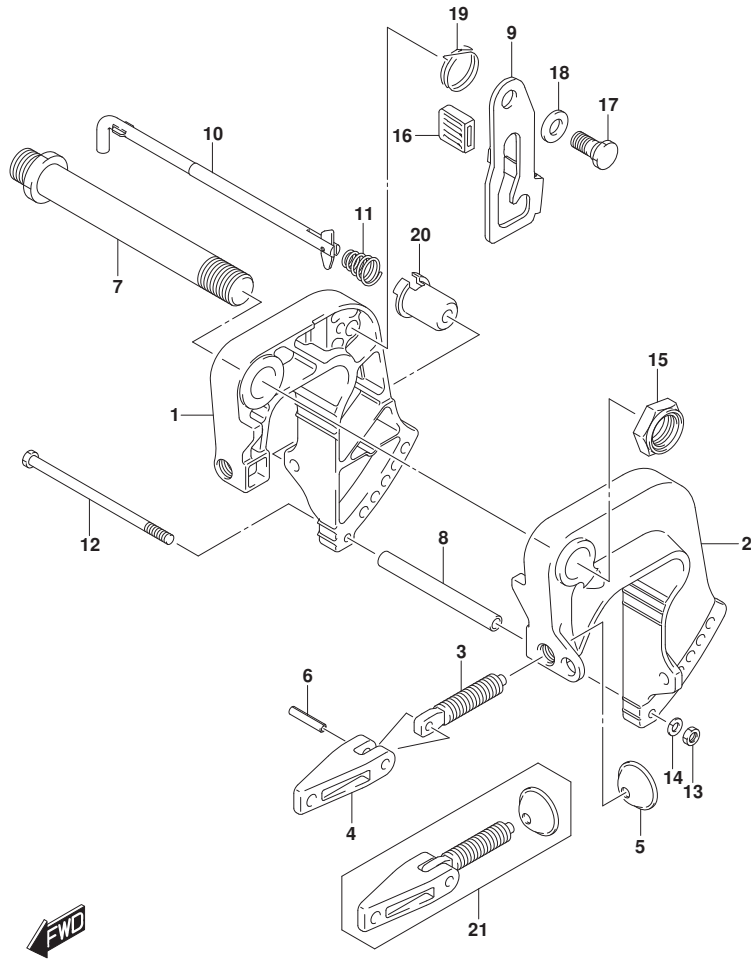


FIG.335H (1-K-14) CLAMP BRACKET (DT15A P81)

REF NO.	PART NO.	DESCRIPTION	Q'TY	REMARKS
1	41111-90L00-0EP	BRACKET, CLAMP STBD (BLACK)	1	
2	41121-90L00-0EP	BRACKET, CLAMP PORT (BLACK)	1	
3	41211-89E0	SCREW, CLAMP	2	
4	41212-91J00	HANDLE, CLAMP	2	
5	41213-94J01	PLATE, CLAMP	2	
6	09205-06021	SPRING PIN (6X25)	2	
7	41130-90L00	SHAFT, CLAMP BRACKET	1	
8	09180-06357	SPACER (6.5X10.5X104)	1	
9	41222-91L00	ARM, TILT LOCK	1	
10	45420-90L00	PIN, TILT LOCK	1	
11	09441-17001	SPRING	1	
12	09100-06177	BOLT (6X140)	1	
13	29141-93J00	NUT, CLAMP BRACKET LOWER	1	
14	29162-93J00	WASHER, LOCK	1	
15	09159-22006	NUT	1	
16	41225-94400	RUBBER, TILT LOCK ARM	1	
17	09111-10067	BOLT (10X20.5)	2	
18	09160-10082	WASHER (10.5X19X2)	3	
19	09448-29015	SPRING	1	
20	45425-94J01	STOPPER, TILT LOCK PIN	1	
21	41210-89E11	SCREW ASSY, CLAMP	2	OPT

FIG.335J

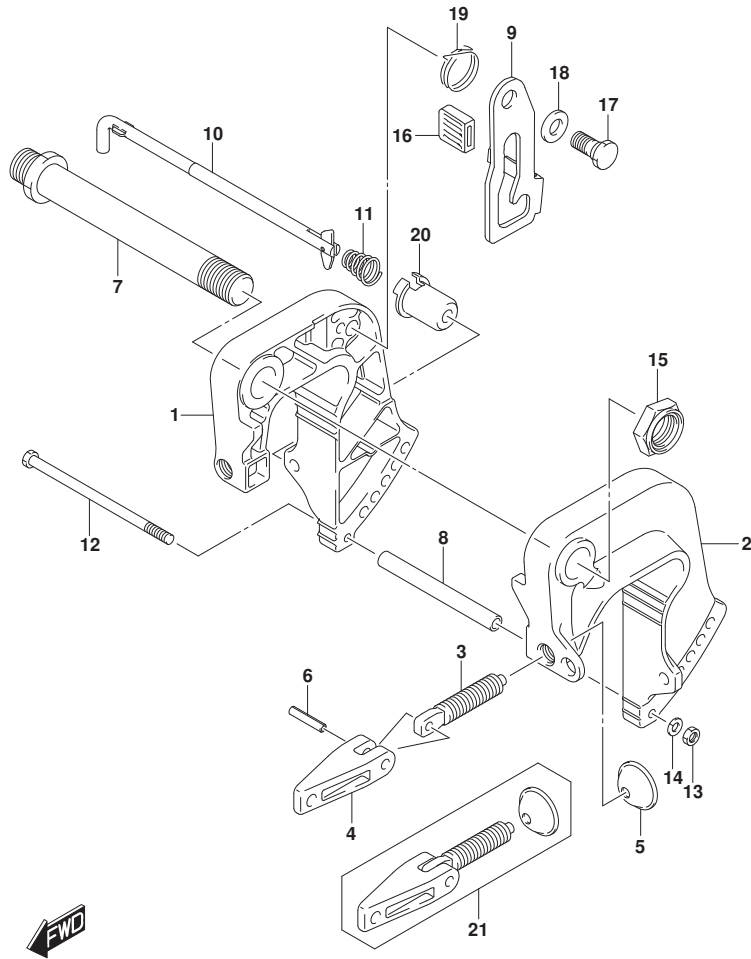


FIG.335J (1-K-15) CLAMP BRACKET (DT15AK P36)

REF NO.	PART NO.	DESCRIPTION	Q'TY	REMARKS
1	41111-90L00-0EP	BRACKET, CLAMP STBD (BLACK)	1	
2	41121-90L00-0EP	BRACKET, CLAMP PORT (BLACK)	1	
3	41211-89E0	SCREW, CLAMP	2	
4	41212-91J00	HANDLE, CLAMP	2	
5	41213-94J01	PLATE, CLAMP	2	
6	09205-06021	SPRING PIN (6X25)	2	
7	41130-90L00	SHAFT, CLAMP BRACKET	1	
8	09180-06357	SPACER (6.5X10.5X104)	1	
9	41222-91L00	ARM, TILT LOCK	1	
10	45420-90L00	PIN, TILT LOCK	1	
11	09441-17001	SPRING	1	
12	09100-06177	BOLT (6X140)	1	
13	29141-93J00	NUT, CLAMP BRACKET LOWER	1	
14	29162-93J00	WASHER, LOCK	1	
15	09159-22006	NUT	1	
16	41225-94400	RUBBER, TILT LOCK ARM	1	
17	09111-10067	BOLT (10X20.5)	2	
18	09160-10082	WASHER (10.5X19X2)	3	
19	09448-29015	SPRING	1	
20	45425-94J01	STOPPER, TILT LOCK PIN	1	
21	41210-89E11	SCREW ASSY, CLAMP	2	OPT

FIG.336A

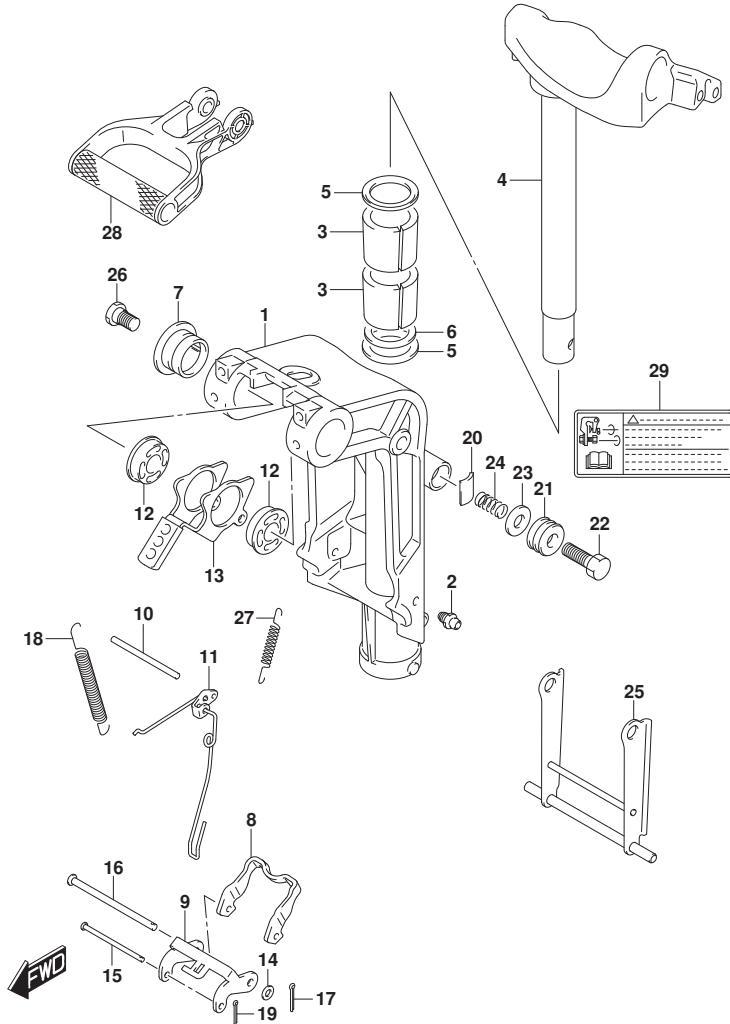


FIG.336A (1-L-2) SWIVEL BRACKET (DT9.9A P40)

REF NO.	PART NO.	DESCRIPTION	Q'TY	REMARKS
1	43111-99J60-0EP	BRACKET, SWIVEL (BLACK)	1	
2	22511-99011	NIPPLE	3	
3	43711-99J00	BUSH, STEERING	2	
4	43750-95L10-0EP	BRACKET, STEERING (BLACK)	1	
5	09160-27013	WASHER (27.5X47X2)	2	
6	43211-99J00	BUSH, SWIVEL SHAFT	2	
7	09282-27002	OIL SEAL (26X39X5)	1	
8	45231-89L00	ARM, REVERSE LOCK	1	
9	45241-89L00	LINK, REVERSE LOCK ARM	1	
10	41225-89L00	PIN, RELEASE ARM	1	
11	45250-89L03	LINK, RELEASE	1	
12	09306-10023	BUSH	2	
13	45261-95L00	LEVER, RELEASE	1	
14	09160-06082	WASHER (6.5X13X1.0)	1	
15	09200-05014	PIN	1	
16	09200-06061	PIN	1	
17	09204-01002	PIN	1	
18	45212-95L00	SPRING	2	
19	45247-99J00	PIN, REV LOCK ARM COTTER	1	
20	43411-939L0	ADJUSTER, STEERING	1	
21	43412-93900	COVER, STEERING ADJUST	1	
22	09100-08232	BOLT (8X30)	1	
23	09160-08082	WASHER (8.5X16X1.2)	1	
24	29440-93J00	SPRING	1	
25	45710-95L01	ARM, SHALLOW DRIVE	1	
26	09111-10067	BOLT (10X20.5)	2	
27	45722-94J11	SPRING	1	
28	41411-95L00-0EP	GRIP, CARRIER (BLACK)	1	
29	69911-91J50	MARK, CLAMP BRACKET	1	

FIG.336B

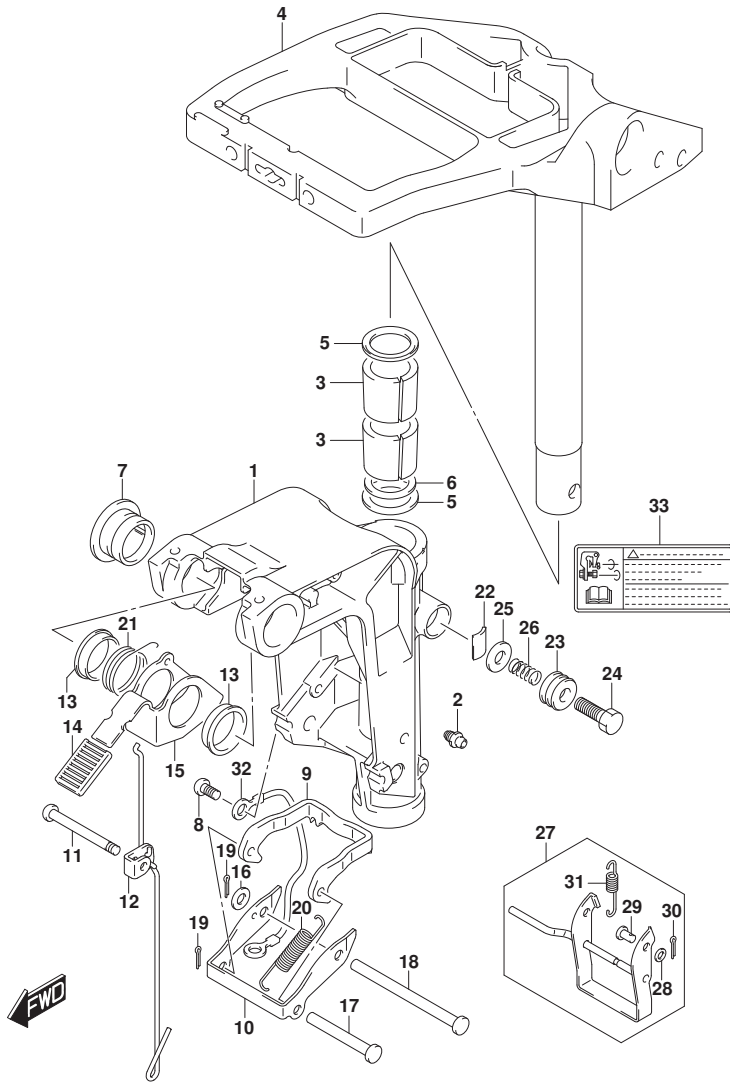


FIG.336B (1-L-3) SWIVEL BRACKET (DT9.9A P36)

REF NO.	PART NO.	DESCRIPTION	Q'TY	REMARKS
1	43111-90L00-0EP	BRACKET, SWIVEL (BLACK)	1	
2	22511-99011	NIPPLE	3	
3	43711-99J00	BUSH, STEERING	2	
4	43750-90L11-0EP	BRACKET, STEERING (BLACK)	1	
5	09160-27013	WASHER (27.5X47X2)	2	
6	09280-27004	O RING (D:3.1,ID:26.2)	1	
7	43211-87JL0	BUSH, SWIVEL SHAFT	2	
8	09125-06063	SCREW (6X10)	1	
9	45231-90L00	ARM, REVERSE LOCK	1	
10	45241-90L00	LINK, REVERSE LOCK ARM	1	
11	41225-94502	PIN, RELEASE ARM	1	
12	45250-90L00	LINK, RELEASE	1	
13	09306-22006	BUSH (22.6X27X8)	2	
14	45255-93001	RUBBER, RELEASE LEVER	1	
15	45261-92L00	LEVER, RELEASE	1	
16	09160-06082	WASHER (6.5X13X1.0)	1	
17	09200-05014	PIN	1	
18	09200-06061	PIN	1	
19	09204-01002	PIN	2	
20	45212-94J01	SPRING	2	
21	09448-29018	SPRING	1	
22	43411-939L0	ADJUSTER, STEERING	1	
23	43412-93900	COVER, STEERING ADJUST	1	
24	09100-08232	BOLT (8X30)	1	
25	09160-08082	WASHER (8.5X16X1.2)	1	
26	29440-93J00	SPRING	1	
27	45700-90L00	DRIVE ASSY, SHALLOW	1	
28	09160-06082	.WASHER (6.5X13X1.0)	2	
29	29201-93J00	.SHAFT	2	
30	09204-01002	.PIN	2	
31	09443-08031	.SPRING	1	
32	36894-87D00	LEAD, SWIVEL TO MOUNT	1	
33	69911-91J50	MARK, CLAMP BRACKET	1	

FIG.336C

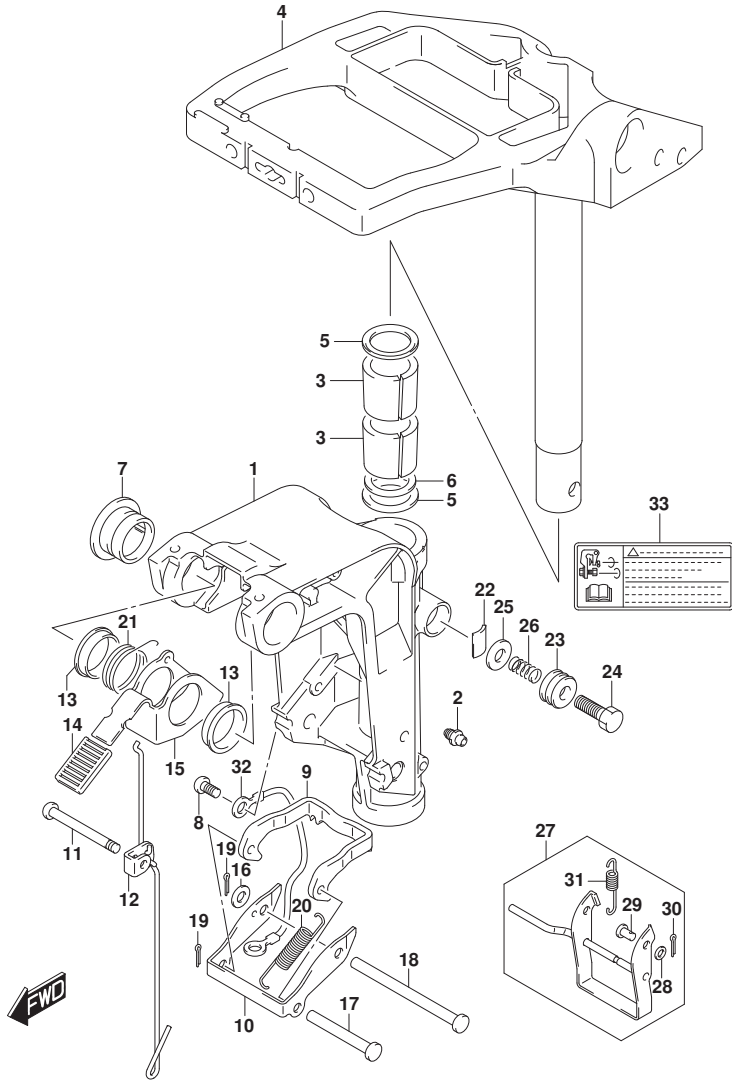


FIG.336C (1-L-4) SWIVEL BRACKET (DT9.9A P81)

REF NO.	PART NO.	DESCRIPTION	Q'TY	REMARKS
1	43111-90L00-0EP	BRACKET, SWIVEL (BLACK)	1	
2	22511-99011	NIPPLE	3	
3	43711-99J00	BUSH, STEERING	2	
4	43750-90L11-0EP	BRACKET, STEERING (BLACK)	1	
5	09160-27013	WASHER (27.5X47X2)	2	
6	09280-27004	O RING (D:3.1,ID:26.2)	1	
7	43211-87JL0	BUSH, SWIVEL SHAFT	2	
8	09125-06063	SCREW (6X10)	1	
9	45231-90L00	ARM, REVERSE LOCK	1	
10	45241-90L00	LINK, REVERSE LOCK ARM	1	
11	41225-94502	PIN, RELEASE ARM	1	
12	45250-90L00	LINK, RELEASE	1	
13	09306-22006	BUSH (22.6X27X8)	2	
14	45255-93001	RUBBER, RELEASE LEVER	1	
15	45261-92L00	LEVER, RELEASE	1	
16	09160-06082	WASHER (6.5X13X1.0)	1	
17	09200-05014	PIN	1	
18	09200-06061	PIN	1	
19	09204-01002	PIN	2	
20	45212-94J01	SPRING	2	
21	09448-29018	SPRING	1	
22	43411-939L0	ADJUSTER, STEERING	1	
23	43412-93900	COVER, STEERING ADJUST	1	
24	09100-08232	BOLT (8X30)	1	
25	09160-08082	WASHER (8.5X16X1.2)	1	
26	29440-93J00	SPRING	1	
27	45700-90L00	DRIVE ASSY, SHALLOW	1	
28	09160-06082	.WASHER (6.5X13X1.0)	2	
29	29201-93J00	.SHAFT	2	
30	09204-01002	.PIN	2	
31	09443-08031	.SPRING	1	
32	36894-87D00	LEAD, SWIVEL TO MOUNT	1	
33	69911-91J50	MARK, CLAMP BRACKET	1	

FIG.336D

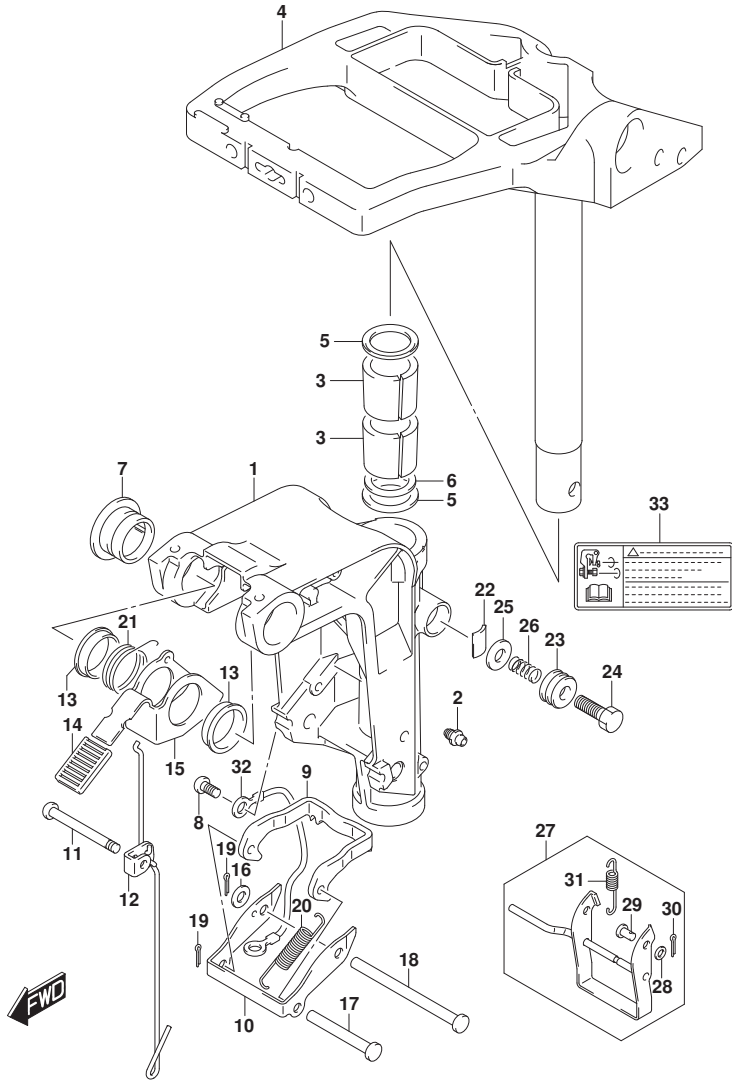


FIG.336D (1-L-5) SWIVEL BRACKET (DT9.9AK P40)

REF NO.	PART NO.	DESCRIPTION	Q'TY	REMARKS
1	43111-90L00-0EP	BRACKET, SWIVEL (BLACK)	1	
2	22511-99011	NIPPLE	3	
3	43711-99J00	BUSH, STEERING	2	
4	43750-90L11-0EP	BRACKET, STEERING (BLACK)	1	
5	09160-27013	WASHER (27.5X47X2)	2	
6	09280-27004	O RING (D:3.1,ID:26.2)	1	
7	43211-87JL0	BUSH, SWIVEL SHAFT	2	
8	09125-06063	SCREW (6X10)	1	
9	45231-90L00	ARM, REVERSE LOCK	1	
10	45241-90L00	LINK, REVERSE LOCK ARM	1	
11	41225-94502	PIN, RELEASE ARM	1	
12	45250-90L00	LINK, RELEASE	1	
13	09306-22006	BUSH (22.6X27X8)	2	
14	45255-93001	RUBBER, RELEASE LEVER	1	
15	45261-92L00	LEVER, RELEASE	1	
16	09160-06082	WASHER (6.5X13X1.0)	1	
17	09200-05014	PIN	1	
18	09200-06061	PIN	1	
19	09204-01002	PIN	2	
20	45212-94J01	SPRING	2	
21	09448-29018	SPRING	1	
22	43411-939L0	ADJUSTER, STEERING	1	
23	43412-93900	COVER, STEERING ADJUST	1	
24	09100-08232	BOLT (8X30)	1	
25	09160-08082	WASHER (8.5X16X1.2)	1	
26	29440-93J00	SPRING	1	
27	45700-90L00	DRIVE ASSY, SHALLOW	1	
28	09160-06082	.WASHER (6.5X13X1.0)	2	
29	29201-93J00	.SHAFT	2	
30	09204-01002	.PIN	2	
31	09443-08031	.SPRING	1	
32	36894-87D00	LEAD, SWIVEL TO MOUNT	1	
33	69911-91J50	MARK, CLAMP BRACKET	1	

FIG.336E

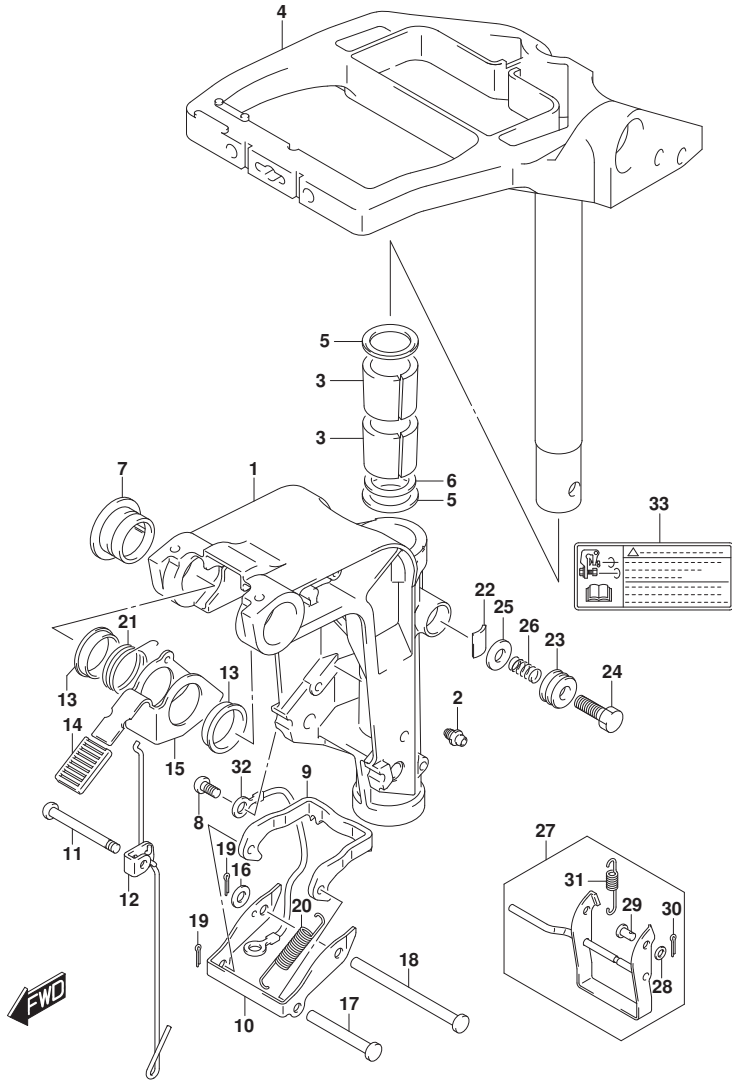


FIG.336E (1-L-6) SWIVEL BRACKET (DT9.9AK P36)

REF NO.	PART NO.	DESCRIPTION	Q'TY	REMARKS
1	43111-90L00-0EP	BRACKET, SWIVEL (BLACK)	1	
2	22511-99011	NIPPLE	3	
3	43711-99J00	BUSH, STEERING	2	
4	43750-90L11-0EP	BRACKET, STEERING (BLACK)	1	
5	09160-27013	WASHER (27.5X47X2)	2	
6	09280-27004	O RING (D:3.1,ID:26.2)	1	
7	43211-87JL0	BUSH, SWIVEL SHAFT	2	
8	09125-06063	SCREW (6X10)	1	
9	45231-90L00	ARM, REVERSE LOCK	1	
10	45241-90L00	LINK, REVERSE LOCK ARM	1	
11	41225-94502	PIN, RELEASE ARM	1	
12	45250-90L00	LINK, RELEASE	1	
13	09306-22006	BUSH (22.6X27X8)	2	
14	45255-93001	RUBBER, RELEASE LEVER	1	
15	45261-92L00	LEVER, RELEASE	1	
16	09160-06082	WASHER (6.5X13X1.0)	1	
17	09200-05014	PIN	1	
18	09200-06061	PIN	1	
19	09204-01002	PIN	2	
20	45212-94J01	SPRING	2	
21	09448-29018	SPRING	1	
22	43411-939L0	ADJUSTER, STEERING	1	
23	43412-93900	COVER, STEERING ADJUST	1	
24	09100-08232	BOLT (8X30)	1	
25	09160-08082	WASHER (8.5X16X1.2)	1	
26	29440-93J00	SPRING	1	
27	45700-90L00	DRIVE ASSY, SHALLOW	1	
28	09160-06082	.WASHER (6.5X13X1.0)	2	
29	29201-93J00	.SHAFT	2	
30	09204-01002	.PIN	2	
31	09443-08031	.SPRING	1	
32	36894-87D00	LEAD, SWIVEL TO MOUNT	1	
33	69911-91J50	MARK, CLAMP BRACKET	1	

FIG.336F

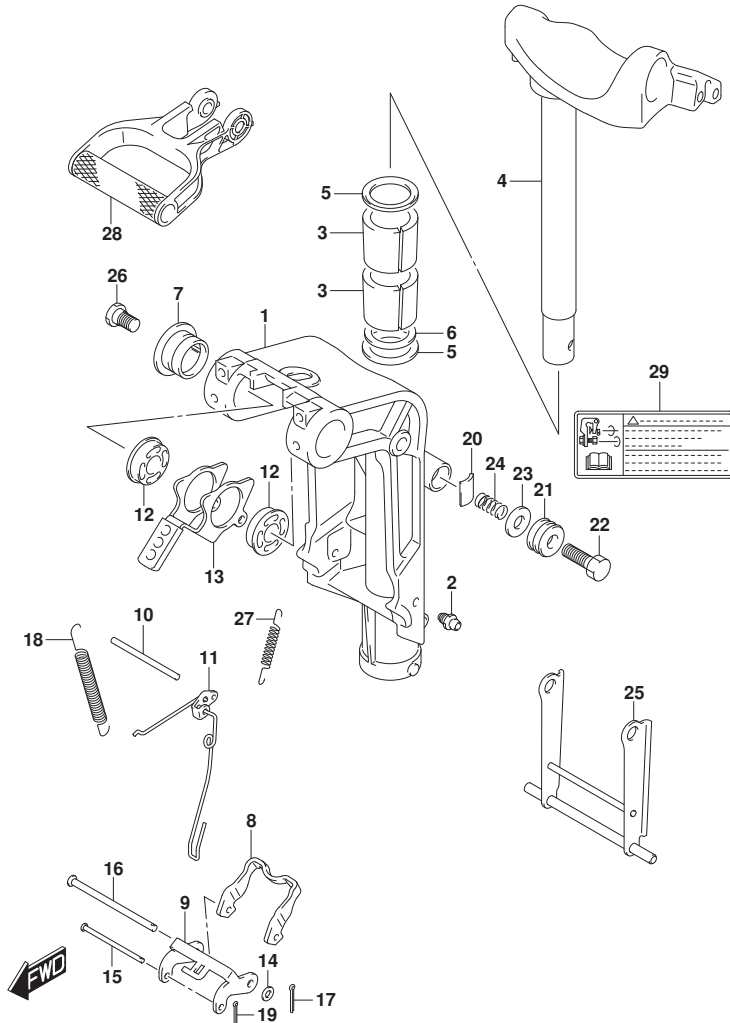


FIG.336F (1-L-7) SWIVEL BRACKET (DT15A P40)

REF NO.	PART NO.	DESCRIPTION	Q'TY	REMARKS
1	43111-99J60-0EP	BRACKET, SWIVEL (BLACK)	1	
2	22511-99011	NIPPLE	3	
3	43711-99J00	BUSH, STEERING	2	
4	43750-95L10-0EP	BRACKET, STEERING (BLACK)	1	
5	09160-27013	WASHER (27.5X47X2)	2	
6	43211-99J00	BUSH, SWIVEL SHAFT	2	
7	09282-27002	OIL SEAL (26X39X5)	1	
8	45231-89L00	ARM, REVERSE LOCK	1	
9	45241-89L00	LINK, REVERSE LOCK ARM	1	
10	41225-89L00	PIN, RELEASE ARM	1	
11	45250-89L03	LINK, RELEASE	1	
12	09306-10023	BUSH	2	
13	45261-95L00	LEVER, RELEASE	1	
14	09160-06082	WASHER (6.5X13X1.0)	1	
15	09200-05014	PIN	1	
16	09200-06061	PIN	1	
17	09204-01002	PIN	1	
18	45212-95L00	SPRING	2	
19	45247-99J00	PIN, REV LOCK ARM COTTER	1	
20	43411-939L0	ADJUSTER, STEERING	1	
21	43412-93900	COVER, STEERING ADJUST	1	
22	09100-08232	BOLT (8X30)	1	
23	09160-08082	WASHER (8.5X16X1.2)	1	
24	29440-93J00	SPRING	1	
25	45710-95L01	ARM, SHALLOW DRIVE	1	
26	09111-10067	BOLT (10X20.5)	2	
27	45722-94J11	SPRING	1	
28	41411-95L00-0EP	GRIP, CARRIER (BLACK)	1	
29	69911-91J50	MARK, CLAMP BRACKET	1	

FIG.336G

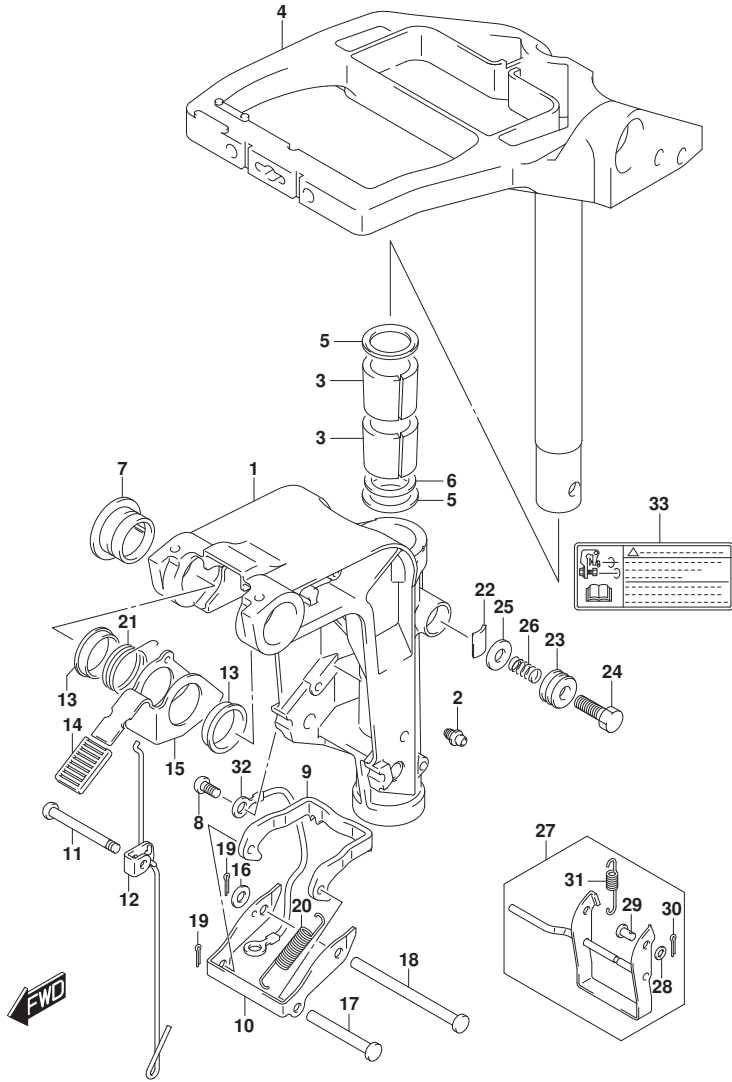


FIG.336G (1-L-8) SWIVEL BRACKET (DT15A P36)

REF NO.	PART NO.	DESCRIPTION	Q'TY	REMARKS
1	43111-90L00-0EP	BRACKET, SWIVEL (BLACK)	1	
2	22511-99011	NIPPLE	3	
3	43711-99J00	BUSH, STEERING	2	
4	43750-90L11-0EP	BRACKET, STEERING (BLACK)	1	
5	09160-27013	WASHER (27.5X47X2)	2	
6	09280-27004	O RING (D:3.1,ID:26.2)	1	
7	43211-87JL0	BUSH, SWIVEL SHAFT	2	
8	09125-06063	SCREW (6X10)	1	
9	45231-90L00	ARM, REVERSE LOCK	1	
10	45241-90L00	LINK, REVERSE LOCK ARM	1	
11	41225-94502	PIN, RELEASE ARM	1	
12	45250-90L00	LINK, RELEASE	1	
13	09306-22006	BUSH (22.6X27X8)	2	
14	45255-93001	RUBBER, RELEASE LEVER	1	
15	45261-92L00	LEVER, RELEASE	1	
16	09160-06082	WASHER (6.5X13X1.0)	1	
17	09200-05014	PIN	1	
18	09200-06061	PIN	1	
19	09204-01002	PIN	2	
20	45212-94J01	SPRING	2	
21	09448-29018	SPRING	1	
22	43411-939L0	ADJUSTER, STEERING	1	
23	43412-93900	COVER, STEERING ADJUST	1	
24	09100-08232	BOLT (8X30)	1	
25	09160-08082	WASHER (8.5X16X1.2)	1	
26	29440-93J00	SPRING	1	
27	45700-90L00	DRIVE ASSY, SHALLOW	1	
28	09160-06082	.WASHER (6.5X13X1.0)	2	
29	29201-93J00	.SHAFT	2	
30	09204-01002	.PIN	2	
31	09443-08031	.SPRING	1	
32	36894-87D00	LEAD, SWIVEL TO MOUNT	1	
33	69911-91J50	MARK, CLAMP BRACKET	1	

FIG.336H

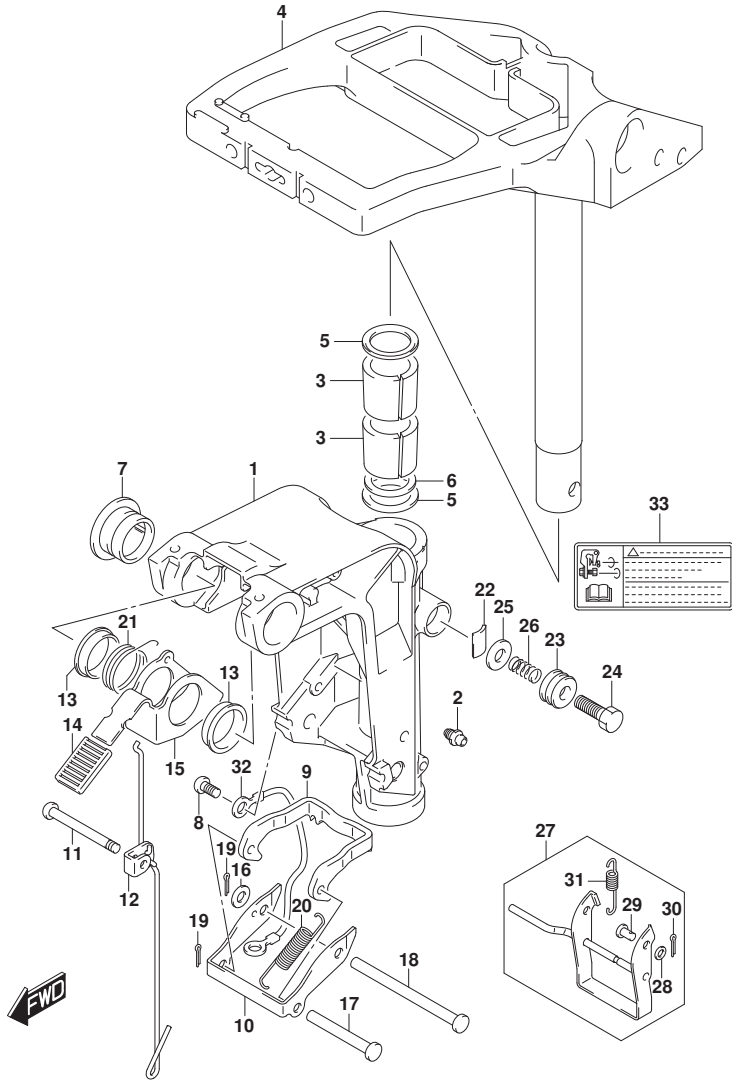


FIG.336H (1-L-9) SWIVEL BRACKET (DT15A P81)

REF NO.	PART NO.	DESCRIPTION	Q'TY	REMARKS
1	43111-90L00-0EP	BRACKET, SWIVEL (BLACK)	1	
2	22511-99011	NIPPLE	3	
3	43711-99J00	BUSH, STEERING	2	
4	43750-90L11-0EP	BRACKET, STEERING (BLACK)	1	
5	09160-27013	WASHER (27.5X47X2)	2	
6	09280-27004	O RING (D:3.1,ID:26.2)	1	
7	43211-87JL0	BUSH, SWIVEL SHAFT	2	
8	09125-06063	SCREW (6X10)	1	
9	45231-90L00	ARM, REVERSE LOCK	1	
10	45241-90L00	LINK, REVERSE LOCK ARM	1	
11	41225-94502	PIN, RELEASE ARM	1	
12	45250-90L00	LINK, RELEASE	1	
13	09306-22006	BUSH (22.6X27X8)	2	
14	45255-93001	RUBBER, RELEASE LEVER	1	
15	45261-92L00	LEVER, RELEASE	1	
16	09160-06082	WASHER (6.5X13X1.0)	1	
17	09200-05014	PIN	1	
18	09200-06061	PIN	1	
19	09204-01002	PIN	2	
20	45212-94J01	SPRING	2	
21	09448-29018	SPRING	1	
22	43411-939L0	ADJUSTER, STEERING	1	
23	43412-93900	COVER, STEERING ADJUST	1	
24	09100-08232	BOLT (8X30)	1	
25	09160-08082	WASHER (8.5X16X1.2)	1	
26	29440-93J00	SPRING	1	
27	45700-90L00	DRIVE ASSY, SHALLOW	1	
28	09160-06082	.WASHER (6.5X13X1.0)	2	
29	29201-93J00	.SHAFT	2	
30	09204-01002	.PIN	2	
31	09443-08031	.SPRING	1	
32	36894-87D00	LEAD, SWIVEL TO MOUNT	1	
33	69911-91J50	MARK, CLAMP BRACKET	1	

FIG.336J

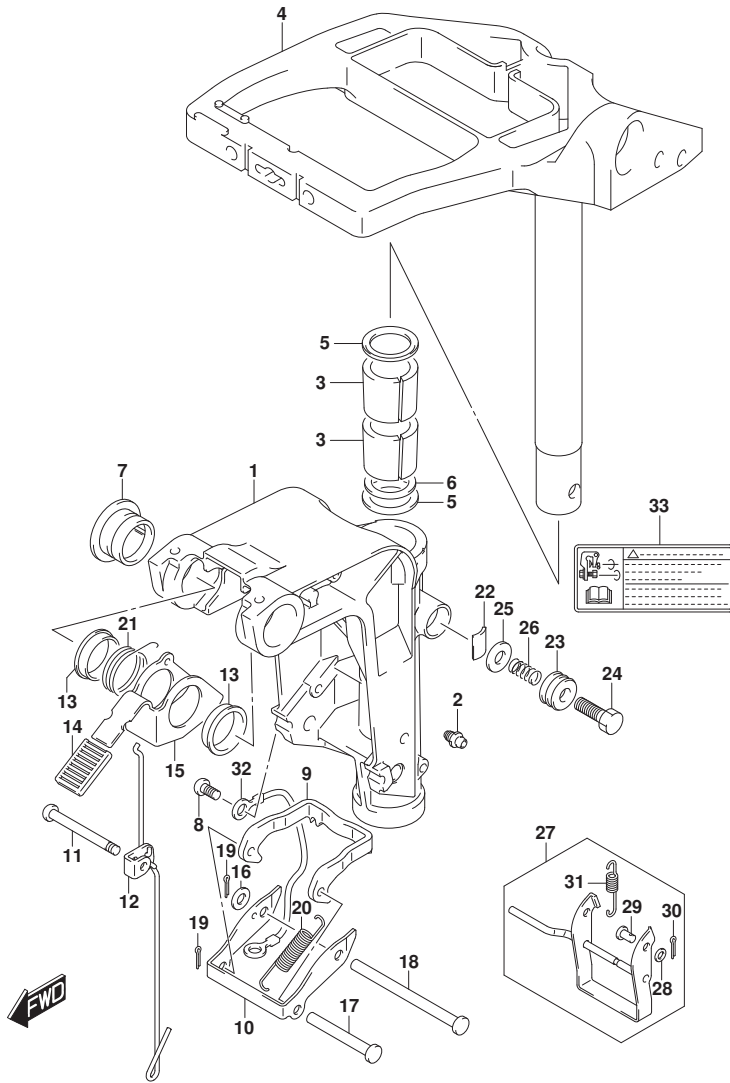


FIG.336J (1-L-10) SWIVEL BRACKET (DT15AK P36)

REF NO.	PART NO.	DESCRIPTION	Q'TY	REMARKS
1	43111-90L00-0EP	BRACKET, SWIVEL (BLACK)	1	
2	22511-99011	NIPPLE	3	
3	43711-99J00	BUSH, STEERING	2	
4	43750-90L11-0EP	BRACKET, STEERING (BLACK)	1	
5	09160-27013	WASHER (27.5X47X2)	2	
6	09280-27004	O RING (D:3.1,ID:26.2)	1	
7	43211-87JL0	BUSH, SWIVEL SHAFT	2	
8	09125-06063	SCREW (6X10)	1	
9	45231-90L00	ARM, REVERSE LOCK	1	
10	45241-90L00	LINK, REVERSE LOCK ARM	1	
11	41225-94502	PIN, RELEASE ARM	1	
12	45250-90L00	LINK, RELEASE	1	
13	09306-22006	BUSH (22.6X27X8)	2	
14	45255-93001	RUBBER, RELEASE LEVER	1	
15	45261-92L00	LEVER, RELEASE	1	
16	09160-06082	WASHER (6.5X13X1.0)	1	
17	09200-05014	PIN	1	
18	09200-06061	PIN	1	
19	09204-01002	PIN	2	
20	45212-94J01	SPRING	2	
21	09448-29018	SPRING	1	
22	43411-939L0	ADJUSTER, STEERING	1	
23	43412-93900	COVER, STEERING ADJUST	1	
24	09100-08232	BOLT (8X30)	1	
25	09160-08082	WASHER (8.5X16X1.2)	1	
26	29440-93J00	SPRING	1	
27	45700-90L00	DRIVE ASSY, SHALLOW	1	
28	09160-06082	.WASHER (6.5X13X1.0)	2	
29	29201-93J00	.SHAFT	2	
30	09204-01002	.PIN	2	
31	09443-08031	.SPRING	1	
32	36894-87D00	LEAD, SWIVEL TO MOUNT	1	
33	69911-91J50	MARK, CLAMP BRACKET	1	

FIG.405A

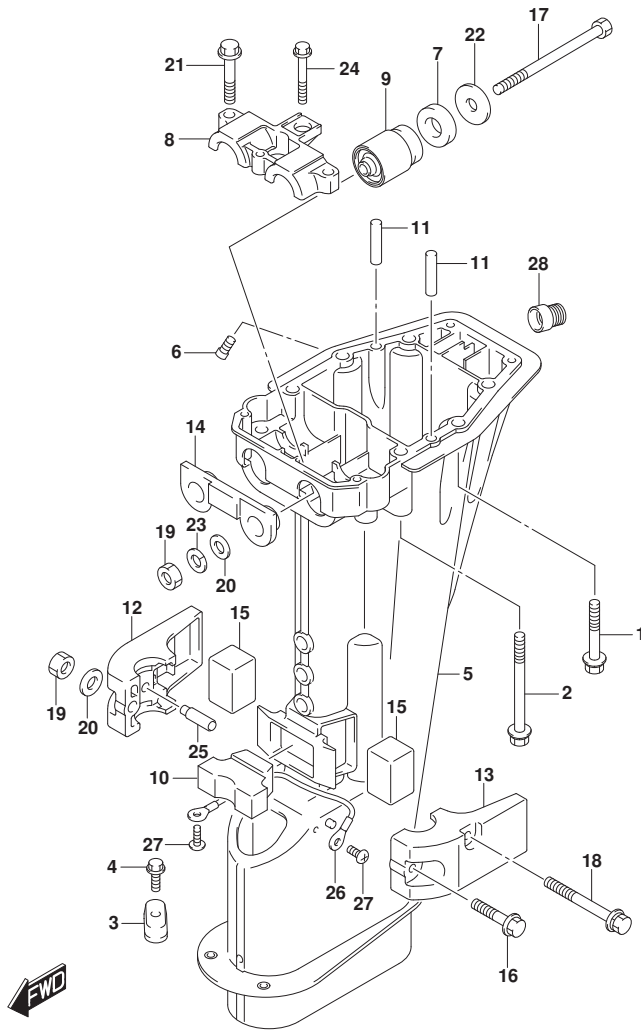


FIG.405A (1-L-11) DRIVE SHAFT HOUSING (DT9.9A P40)

REF NO.	PART NO.	DESCRIPTION	Q'TY	REMARKS
1	09118-08168	BOLT (8X50)	4	
2	09118-08172	BOLT (8X85)	2	
3	55321-90L00	ZINC, PROTECTION	2	W/TRANSOM(L)
4	09116-06225	BOLT (6X15)	2	W/TRANSOM(L)
5-1	52111-95L00-0EP	HOUSING, DRIVE SHAFT (S) (BLACK)	1	W/TRANSOM(S)
5-2	52111-95L10-0EP	HOUSING, DRIVE SHAFT (L) (BLACK)	1	W/TRANSOM(L)
6	52117-94400	TUBE, WATER INSP	1	
7	54121-92D00	CUSHION, UPPER MOUNT	2	
8	54137-90L00	COVER, UPPER MOUNT	1	
9	54130-93901	MOUNT, UPPER	2	
10	54151-93900	MOUNT, LOWER THRUST	1	
11	09202-06019	PIN (6X35)	2	
12-1	54221-90L10-0EP	COVER, LOWER MOUNT STBD (BLACK)	1	W/TRANSOM(S)
12-2	54211-90L10-0EP	COVER, LOWER MOUNT STBD (BLACK)	1	W/TRANSOM(L)
13-1	54221-90L10-0EP	COVER, LOWER MOUNT PORT (BLACK)	1	W/TRANSOM(S)
13-2	54221-90L10-0EP	COVER, LOWER MOUNT PORT (BLACK)	1	W/TRANSOM(L)
14	54125-93901	MOUNT, UPPER THRUST REVERSE	1	
15	54167-93900	MOUNT, LOWER SIDE	2	
16	09116-08154	BOLT (8X40)	1	
17	09100-08310	BOLT (8X90)	2	
18	09118-08170	BOLT (8X70)	2	
19	09140-08023-XC0	NUT	3	
20	09160-08082	WASHER (8.5X16X1.2)	3	
21	09116-08152	BOLT (8X35)	2	
22	09160-08084	WASHER (8X30X2.5)	2	
23	29162-93J10	LOCK WASHER	2	
24	09116-06232	BOLT (6X30)	1	
25	54213-93901	PIN	2	

FIG.405A

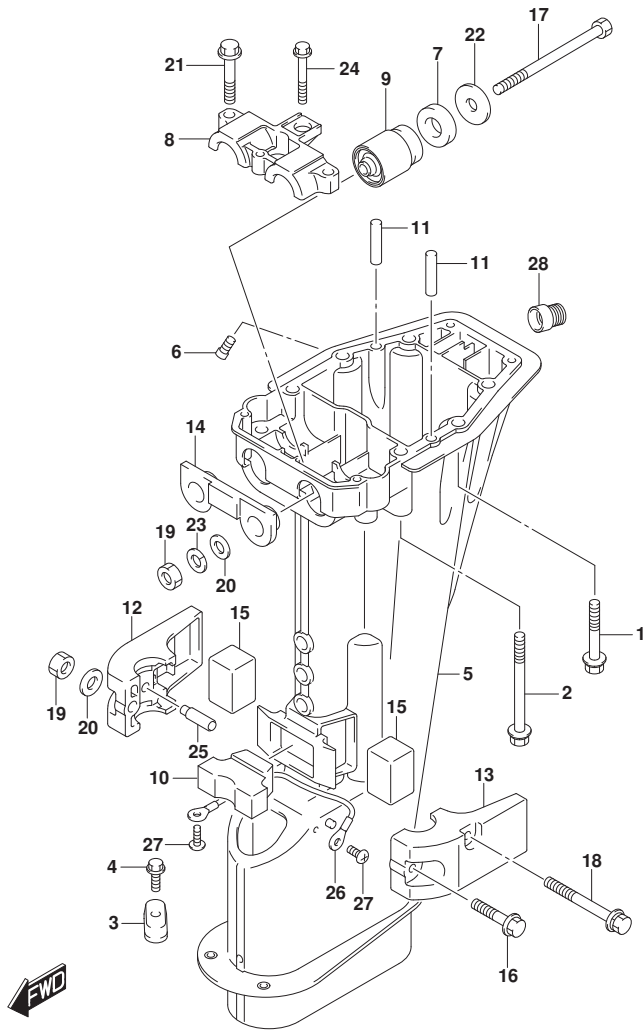


FIG.405A (1-L-12) DRIVE SHAFT HOUSING (DT9.9A P40)

REF NO.	PART NO.	DESCRIPTION	Q'TY	REMARKS
26	36894-95201	LEAD, MOUNT TO HOUSING (L:165)	1	W/TRANSOM(L)
27	29125-93J10	SCREW, LEAD	2	W/TRANSOM(L)
28	43112-95L00	PIPE, EXHAUST RELEASE	1	W/TRANSOM(S)

FIG.405B

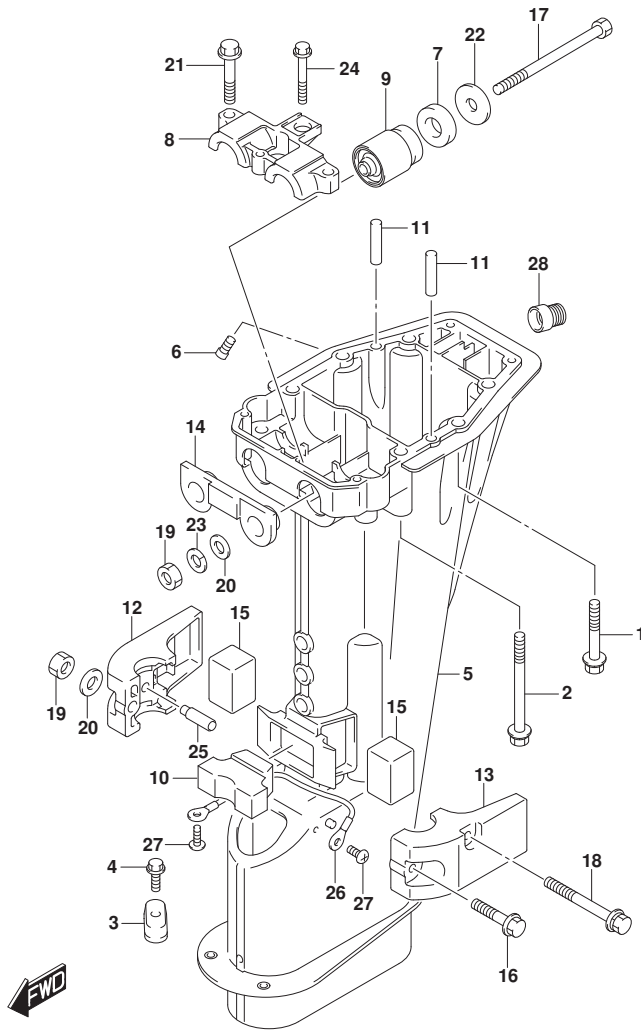


FIG.405B (1-L-13) DRIVE SHAFT HOUSING (DT9.9A P36)

REF NO.	PART NO.	DESCRIPTION	Q'TY	REMARKS
1	09118-08168	BOLT (8X50)	4	
2	09118-08172	BOLT (8X85)	2	
3	55321-90L00	ZINC, PROTECTION	2	W/TRANSOM(L)
4	09116-06225	BOLT (6X15)	2	W/TRANSOM(L)
5-1	52111-95L00-0EP	HOUSING, DRIVE SHAFT (S) (BLACK)	1	W/TRANSOM(S)
5-2	52111-95L10-0EP	HOUSING, DRIVE SHAFT (L) (BLACK)	1	W/TRANSOM(L)
6	52117-94400	TUBE, WATER INSP	1	
7	54121-92D00	CUSHION, UPPER MOUNT	2	
8	54137-90L00	COVER, UPPER MOUNT	1	
9	54130-93901	MOUNT, UPPER	2	
10	54151-93900	MOUNT, LOWER THRUST	1	
11	09202-06019	PIN (6X35)	2	
12	54211-90L10-0EP	COVER, LOWER MOUNT STBD (BLACK)	1	
13	54221-90L10-0EP	COVER, LOWER MOUNT PORT (BLACK)	1	
14	54125-93901	MOUNT, UPPER THRUST REVERSE	1	
15	54167-93900	MOUNT, LOWER SIDE	2	
16	09116-08154	BOLT (8X40)	1	
17	09100-08310	BOLT (8X90)	2	
18	09118-08170	BOLT (8X70)	2	
19	09140-08023-XC0	NUT	3	
20	09160-08082	WASHER (8.5X16X1.2)	3	
21	09116-08152	BOLT (8X35)	2	
22	09160-08084	WASHER (8X30X2.5)	2	
23	29162-93J10	LOCK WASHER	2	
24	09116-06232	BOLT (6X30)	1	
25	54213-93901	PIN	2	
26	36894-95201	LEAD, MOUNT TO HOUSING (L:165)	1	W/TRANSOM(L)
27-1	29125-93J10	SCREW, LEAD	2	W/TRANSOM(L)
27-2	29125-93J10	SCREW, LEAD	1	W/TRANSOM(S)
28	43112-95L00	PIPE, EXHAUST RELEASE	1	W/TRANSOM(S)

FIG.405C

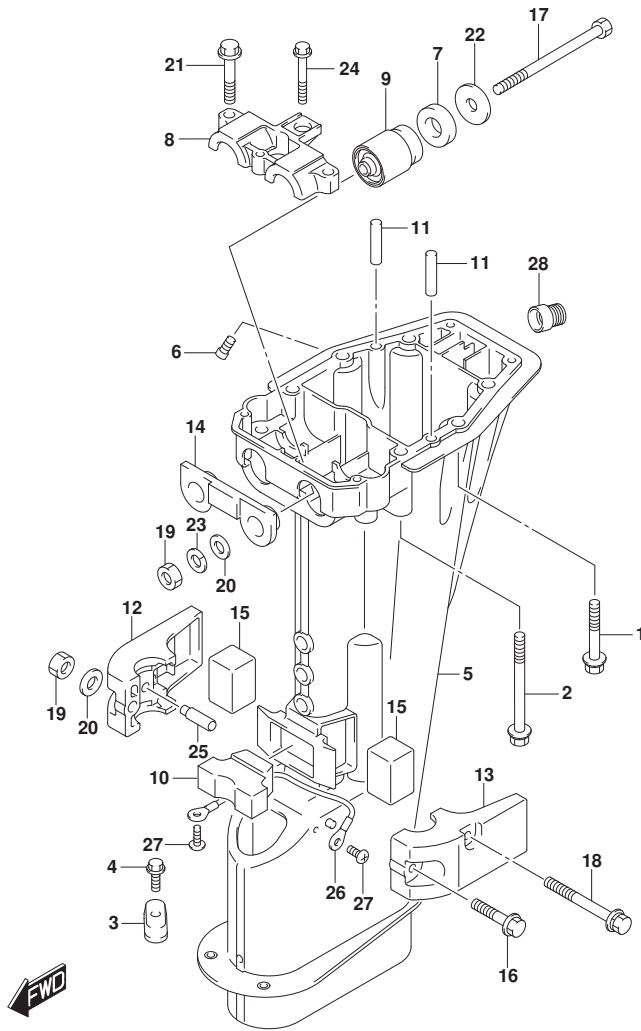


FIG.405C (1-L-14) DRIVE SHAFT HOUSING (DT9.9A P81)

REF NO.	PART NO.	DESCRIPTION	Q'TY	REMARKS
1	09118-08168	BOLT (8X50)	4	
2	09118-08172	BOLT (8X85)	2	
3	55321-90L00	ZINC, PROTECTION	2	W/TRANSOM(L)
4	09116-06225	BOLT (6X15)	2	W/TRANSOM(L)
5-1	52111-95L00-0EP	HOUSING, DRIVE SHAFT (S) (BLACK)	1	W/TRANSOM(S)
5-2	52111-95L10-0EP	HOUSING, DRIVE SHAFT (L) (BLACK)	1	W/TRANSOM(L)
6	52117-94400	TUBE, WATER INSP	1	
7	54121-92D00	CUSHION, UPPER MOUNT	2	
8	54137-90L00	COVER, UPPER MOUNT	1	
9	54130-93901	MOUNT, UPPER	2	
10	54151-93900	MOUNT, LOWER THRUST	1	
11	09202-06019	PIN (6X35)	2	
12	54211-90L10-0EP	COVER, LOWER MOUNT STBD (BLACK)	1	
13	54221-90L10-0EP	COVER, LOWER MOUNT PORT (BLACK)	1	
14	54125-93901	MOUNT, UPPER THRUST REVERSE	1	
15	54167-93900	MOUNT, LOWER SIDE	2	
16	09116-08154	BOLT (8X40)	1	
17	09100-08310	BOLT (8X90)	2	
18	09118-08170	BOLT (8X70)	2	
19	09140-08023-XC0	NUT	3	
20	09160-08082	WASHER (8.5X16X1.2)	3	
21	09116-08152	BOLT (8X35)	2	
22	09160-08084	WASHER (8X30X2.5)	2	
23	29162-93J10	LOCK WASHER	2	
24	09116-06232	BOLT (6X30)	1	
25	54213-93901	PIN	2	
26	36894-95201	LEAD, MOUNT TO HOUSING (L:165)	1	W/TRANSOM(L)
27-1	29125-93J10	SCREW, LEAD	2	W/TRANSOM(L)
27-2	29125-93J10	SCREW, LEAD	1	W/TRANSOM(S)
28	43112-95L00	PIPE, EXHAUST RELEASE	1	W/TRANSOM(S)

FIG.405D

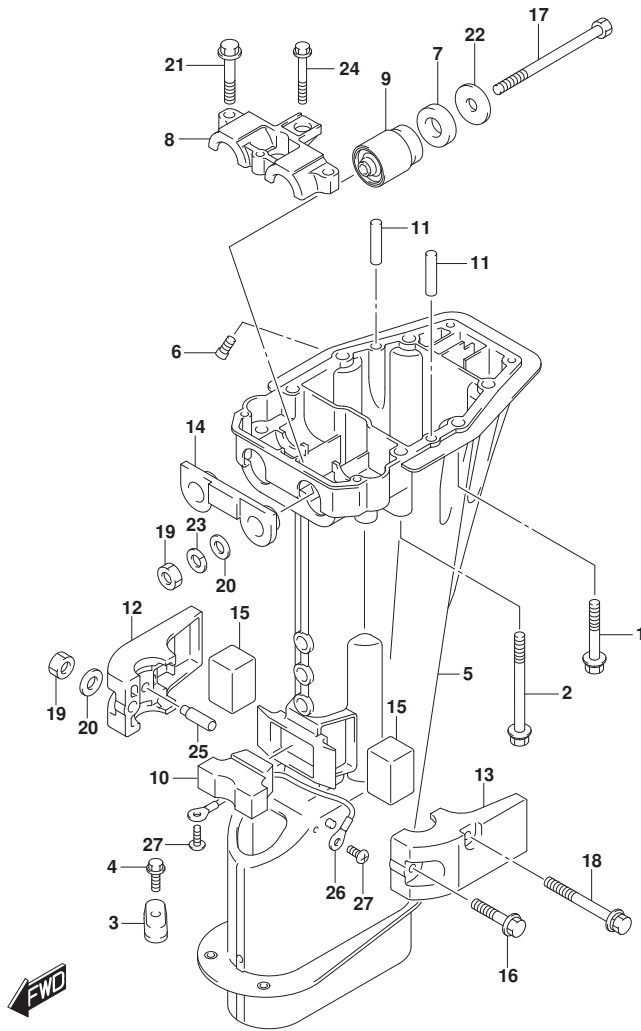


FIG.405D (1-L-15) DRIVE SHAFT HOUSING (DT9.9AK P40)

REF NO.	PART NO.	DESCRIPTION	Q'TY	REMARKS
1	09118-08168	BOLT (8X50)	4	
2	09118-08172	BOLT (8X85)	2	
3	55321-90L00	ZINC, PROTECTION	2	
4	09116-06225	BOLT (6X15)	2	
5	52111-95L10-0EP	HOUSING, DRIVE SHAFT (L) (BLACK)	1	
6	52117-94400	TUBE, WATER INSP	1	
7	54121-92D00	CUSHION, UPPER MOUNT	2	
8	54137-90L00	COVER, UPPER MOUNT	1	
9	54130-93901	MOUNT, UPPER	2	
10	54151-93900	MOUNT, LOWER THRUST	1	
11	09202-06019	PIN (6X35)	2	
12	54211-90L10-0EP	COVER, LOWER MOUNT STBD (BLACK)	1	
13	54221-90L10-0EP	COVER, LOWER MOUNT PORT (BLACK)	1	
14	54125-93901	MOUNT, UPPER THRUST REVERSE	1	
15	54167-93900	MOUNT, LOWER SIDE	2	
16	09116-08154	BOLT (8X40)	1	
17	09100-08310	BOLT (8X90)	2	
18	09118-08170	BOLT (8X70)	2	
19	09140-08023-XCO	NUT	3	
20	09160-08082	WASHER (8.5X16X1.2)	3	
21	09116-08152	BOLT (8X35)	2	
22	09160-08084	WASHER (8X30X2.5)	2	
23	29162-93J10	LOCK WASHER	2	
24	09116-06232	BOLT (6X30)	1	
25	54213-93901	PIN	2	
26	36894-95201	LEAD, MOUNT TO HOUSING (L:165)	1	
27	29125-93J10	SCREW, LEAD	2	

FIG.405E

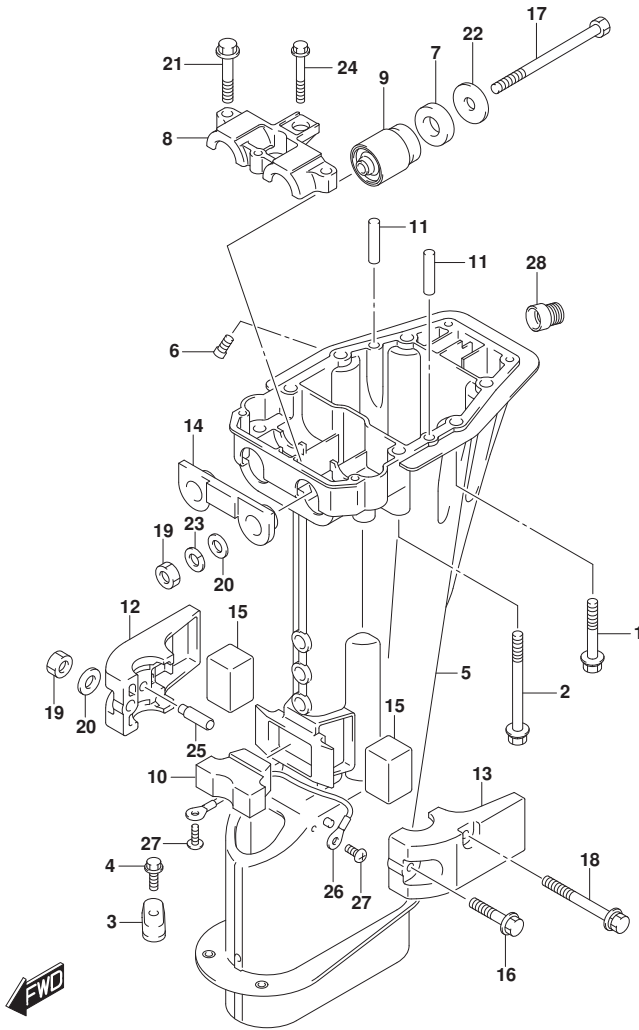


FIG.405E (2-B-2) DRIVE SHAFT HOUSING (DT9.9AK P36)

REF NO.	PART NO.	DESCRIPTION	Q'TY	REMARKS
1	09118-08168	BOLT (8X50)	4	
2	09118-08172	BOLT (8X85)	2	
3	55321-90L00	ZINC, PROTECTION	2	W/TRANSOM(L)
4	09116-06225	BOLT (6X15)	2	W/TRANSOM(L)
5-1	52111-95L00-0EP	HOUSING, DRIVE SHAFT (S) (BLACK)	1	W/TRANSOM(S)
5-2	52111-95L10-0EP	HOUSING, DRIVE SHAFT (L) (BLACK)	1	W/TRANSOM(L)
6	52117-94400	TUBE, WATER INSP	1	
7	54121-92D00	CUSHION, UPPER MOUNT	2	
8	54137-90L00	COVER, UPPER MOUNT	1	
9	54130-93901	MOUNT, UPPER	2	
10	54151-93900	MOUNT, LOWER THRUST	1	
11	09202-06019	PIN (6X35)	2	
12	54211-90L10-0EP	COVER, LOWER MOUNT STBD (BLACK)	1	
13	54221-90L10-0EP	COVER, LOWER MOUNT PORT (BLACK)	1	
14	54125-93901	MOUNT, UPPER THRUST REVERSE	1	
15	54167-93900	MOUNT, LOWER SIDE	2	
16	09116-08154	BOLT (8X40)	1	
17	09100-08310	BOLT (8X90)	2	
18	09118-08170	BOLT (8X70)	2	
19	09140-08023-XC0	NUT	3	
20	09160-08082	WASHER (8.5X16X1.2)	3	
21	09116-08152	BOLT (8X35)	2	
22	09160-08084	WASHER (8X30X2.5)	2	
23	29162-93J10	LOCK WASHER	2	
24	09116-06232	BOLT (6X30)	1	
25	54213-93901	PIN	2	
26	36894-95201	LEAD, MOUNT TO HOUSING (L:165)	1	W/TRANSOM(L)
27-1	29125-93J10	SCREW, LEAD	2	W/TRANSOM(L)
27-2	29125-93J10	SCREW, LEAD	1	W/TRANSOM(S)
28	43112-95L00	PIPE, EXHAUST RELEASE	1	W/TRANSOM(S)

FIG.405F

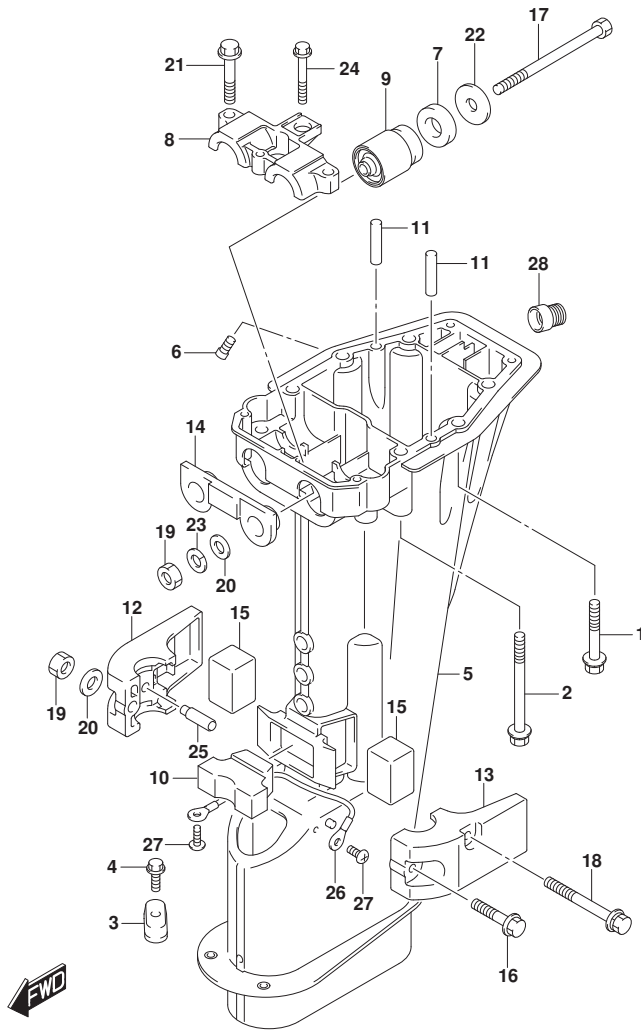


FIG.405F (2-B-3) DRIVE SHAFT HOUSING (DT15A P40)

REF NO.	PART NO.	DESCRIPTION	Q'TY	REMARKS
1	09118-08168	BOLT (8X50)	4	
2	09118-08172	BOLT (8X85)	2	
3	55321-90L00	ZINC, PROTECTION	2	W/TRANSOM(L)
4	09116-06225	BOLT (6X15)	2	W/TRANSOM(L)
5-1	52111-95L00-0EP	HOUSING, DRIVE SHAFT (S) (BLACK)	1	W/TRANSOM(S)
5-2	52111-95L10-0EP	HOUSING, DRIVE SHAFT (L) (BLACK)	1	W/TRANSOM(L)
6	52117-94400	TUBE, WATER INSP	1	
7	54121-92D00	CUSHION, UPPER MOUNT	2	
8	54137-90L00	COVER, UPPER MOUNT	1	
9	54130-93901	MOUNT, UPPER	2	
10	54151-93900	MOUNT, LOWER THRUST	1	
11	09202-06019	PIN (6X35)	2	
12-1	54221-90L10-0EP	COVER, LOWER MOUNT STBD (BLACK)	1	W/TRANSOM(S)
12-2	54211-90L10-0EP	COVER, LOWER MOUNT STBD (BLACK)	1	W/TRANSOM(L)
13-1	54221-90L10-0EP	COVER, LOWER MOUNT PORT (BLACK)	1	W/TRANSOM(S)
13-2	54221-90L10-0EP	COVER, LOWER MOUNT PORT (BLACK)	1	W/TRANSOM(L)
14	54125-93901	MOUNT, UPPER THRUST REVERSE	1	
15	54167-93900	MOUNT, LOWER SIDE	2	
16	09116-08154	BOLT (8X40)	1	
17	09100-08310	BOLT (8X90)	2	
18	09118-08170	BOLT (8X70)	2	
19	09140-08023-XC0	NUT	3	
20	09160-08082	WASHER (8.5X16X1.2)	3	
21	09116-08152	BOLT (8X35)	2	
22	09160-08084	WASHER (8X30X2.5)	2	
23	29162-93J10	LOCK WASHER	2	
24	09116-06232	BOLT (6X30)	1	
25	54213-93901	PIN	2	

FIG.405F

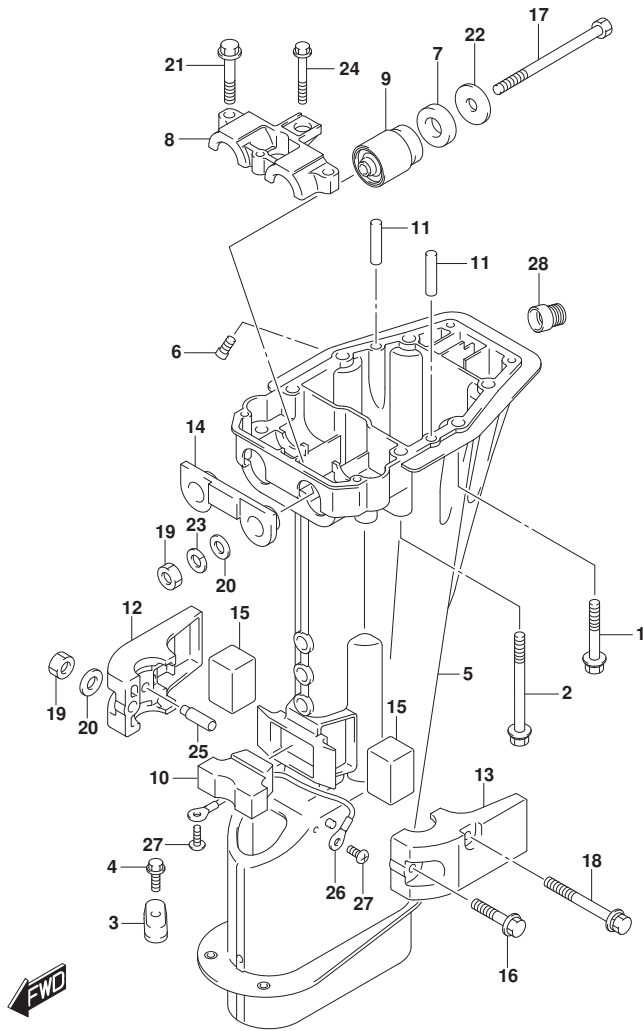


FIG.405F (2-B-4) DRIVE SHAFT HOUSING (DT15A P40)

REF NO.	PART NO.	DESCRIPTION	QTY	REMARKS
26	36894-95201	LEAD, MOUNT TO HOUSING (L:165)	1	W/TRANSOM(L)
27	29125-93J10	SCREW, LEAD	2	W/TRANSOM(L)
28	43112-95L00	PIPE, EXHAUST RELEASE	1	W/TRANSOM(S)

FIG.405G

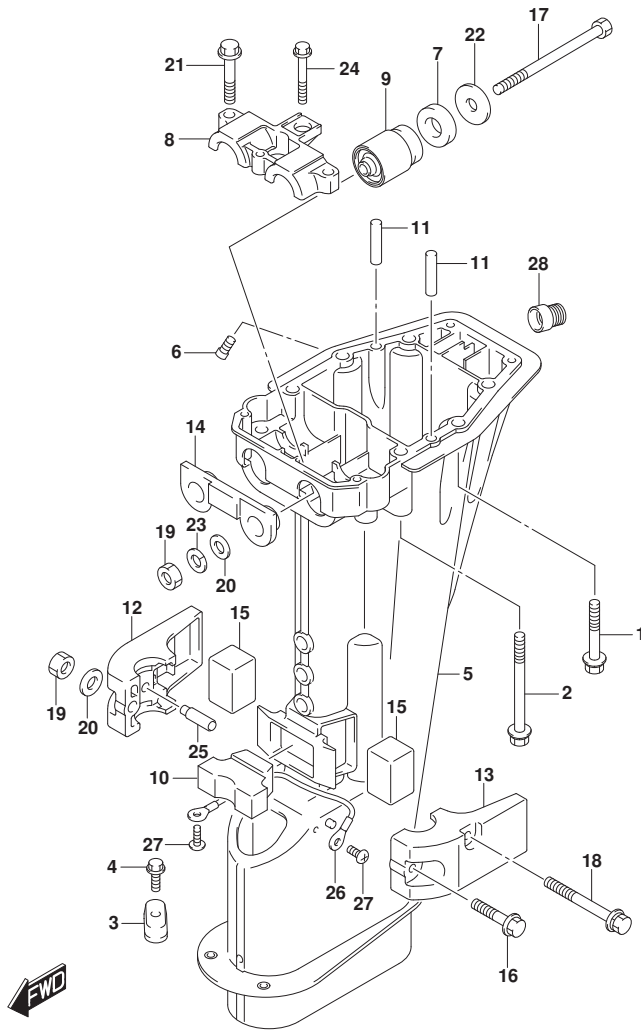


FIG.405G (2-B-5) DRIVE SHAFT HOUSING (DT15A P36)

REF NO.	PART NO.	DESCRIPTION	Q'TY	REMARKS
1	09118-08168	BOLT (8X50)	4	
2	09118-08172	BOLT (8X85)	2	
3	55321-90L00	ZINC, PROTECTION	2	W/TRANSOM(L)
4	09116-06225	BOLT (6X15)	2	W/TRANSOM(L)
5-1	52111-95L00-0EP	HOUSING, DRIVE SHAFT (S) (BLACK)	1	W/TRANSOM(S)
5-2	52111-95L10-0EP	HOUSING, DRIVE SHAFT (L) (BLACK)	1	W/TRANSOM(L)
6	52117-94400	TUBE, WATER INSP	1	
7	54121-92D00	CUSHION, UPPER MOUNT	2	
8	54137-90L00	COVER, UPPER MOUNT	1	
9	54130-93901	MOUNT, UPPER	2	
10	54151-93900	MOUNT, LOWER THRUST	1	
11	09202-06019	PIN (6X35)	2	
12	54211-90L10-0EP	COVER, LOWER MOUNT STBD (BLACK)	1	
13	54221-90L10-0EP	COVER, LOWER MOUNT PORT (BLACK)	1	
14	54125-93901	MOUNT, UPPER THRUST REVERSE	1	
15	54167-93900	MOUNT, LOWER SIDE	2	
16	09116-08154	BOLT (8X40)	1	
17	09100-08310	BOLT (8X90)	2	
18	09118-08170	BOLT (8X70)	2	
19	09140-08023-XC0	NUT	3	
20	09160-08082	WASHER (8.5X16X1.2)	3	
21	09116-08152	BOLT (8X35)	2	
22	09160-08084	WASHER (8X30X2.5)	2	
23	29162-93J10	LOCK WASHER	2	
24	09116-06232	BOLT (6X30)	1	
25	54213-93901	PIN	2	
26	36894-95201	LEAD, MOUNT TO HOUSING (L:165)	1	W/TRANSOM(L)
27-1	29125-93J10	SCREW, LEAD	2	W/TRANSOM(L)
27-2	29125-93J10	SCREW, LEAD	1	W/TRANSOM(S)
28	43112-95L00	PIPE, EXHAUST RELEASE	1	W/TRANSOM(S)

FIG.405H

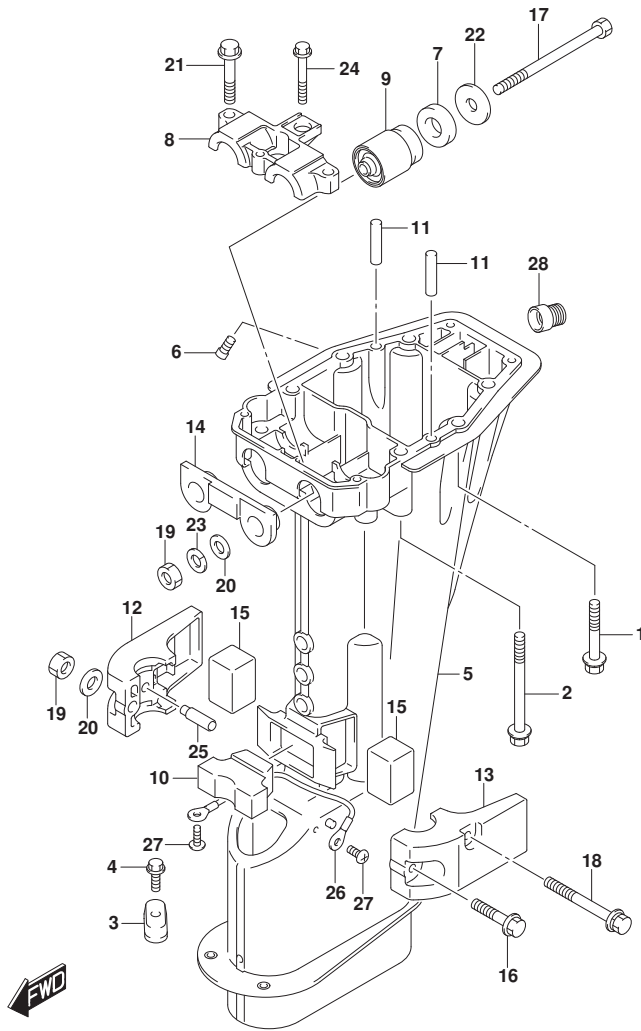


FIG.405H (2-B-6) DRIVE SHAFT HOUSING (DT15A P81)

REF NO.	PART NO.	DESCRIPTION	Q'TY	REMARKS
1	09118-08168	BOLT (8X50)	4	
2	09118-08172	BOLT (8X85)	2	
3	55321-90L00	ZINC, PROTECTION	2	W/TRANSOM(L)
4	09116-06225	BOLT (6X15)	2	W/TRANSOM(L)
5-1	52111-95L00-0EP	HOUSING, DRIVE SHAFT (S) (BLACK)	1	W/TRANSOM(S)
5-2	52111-95L10-0EP	HOUSING, DRIVE SHAFT (L) (BLACK)	1	W/TRANSOM(L)
6	52117-94400	TUBE, WATER INSP	1	
7	54121-92D00	CUSHION, UPPER MOUNT	2	
8	54137-90L00	COVER, UPPER MOUNT	1	
9	54130-93901	MOUNT, UPPER	2	
10	54151-93900	MOUNT, LOWER THRUST	1	
11	09202-06019	PIN (6X35)	2	
12	54211-90L10-0EP	COVER, LOWER MOUNT STBD (BLACK)	1	
13	54221-90L10-0EP	COVER, LOWER MOUNT PORT (BLACK)	1	
14	54125-93901	MOUNT, UPPER THRUST REVERSE	1	
15	54167-93900	MOUNT, LOWER SIDE	2	
16	09116-08154	BOLT (8X40)	1	
17	09100-08310	BOLT (8X90)	2	
18	09118-08170	BOLT (8X70)	2	
19	09140-08023-XC0	NUT	3	
20	09160-08082	WASHER (8.5X16X1.2)	3	
21	09116-08152	BOLT (8X35)	2	
22	09160-08084	WASHER (8X30X2.5)	2	
23	29162-93J10	LOCK WASHER	2	
24	09116-06232	BOLT (6X30)	1	
25	54213-93901	PIN	2	
26	36894-95201	LEAD, MOUNT TO HOUSING (L:165)	1	W/TRANSOM(L)
27-1	29125-93J10	SCREW, LEAD	2	W/TRANSOM(L)
27-2	29125-93J10	SCREW, LEAD	1	W/TRANSOM(S)
28	43112-95L00	PIPE, EXHAUST RELEASE	1	W/TRANSOM(S)

FIG.405J

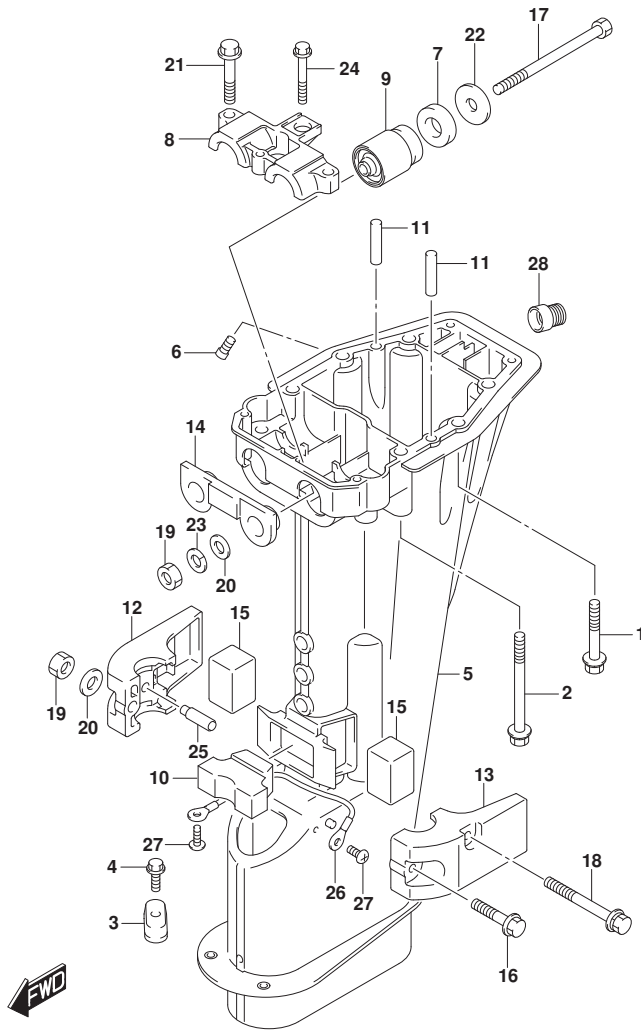


FIG.405J (2-B-7) DRIVE SHAFT HOUSING (DT15AK P36)

REF NO.	PART NO.	DESCRIPTION	Q'TY	REMARKS
1	09118-08168	BOLT (8X50)	4	
2	09118-08172	BOLT (8X85)	2	
3	55321-90L00	ZINC, PROTECTION	2	W/TRANSOM(L)
4	09116-06225	BOLT (6X15)	2	W/TRANSOM(L)
5-1	52111-95L00-0EP	HOUSING, DRIVE SHAFT (S) (BLACK)	1	W/TRANSOM(S)
5-2	52111-95L10-0EP	HOUSING, DRIVE SHAFT (L) (BLACK)	1	W/TRANSOM(L)
6	52117-94400	TUBE, WATER INSP	1	
7	54121-92D00	CUSHION, UPPER MOUNT	2	
8	54137-90L00	COVER, UPPER MOUNT	1	
9	54130-93901	MOUNT, UPPER	2	
10	54151-93900	MOUNT, LOWER THRUST	1	
11	09202-06019	PIN (6X35)	2	
12	54211-90L10-0EP	COVER, LOWER MOUNT STBD (BLACK)	1	
13	54221-90L10-0EP	COVER, LOWER MOUNT PORT (BLACK)	1	
14	54125-93901	MOUNT, UPPER THRUST REVERSE	1	
15	54167-93900	MOUNT, LOWER SIDE	2	
16	09116-08154	BOLT (8X40)	1	
17	09100-08310	BOLT (8X90)	2	
18	09118-08170	BOLT (8X70)	2	
19	09140-08023-XC0	NUT	3	
20	09160-08082	WASHER (8.5X16X1.2)	3	
21	09116-08152	BOLT (8X35)	2	
22	09160-08084	WASHER (8X30X2.5)	2	
23	29162-93J10	LOCK WASHER	2	
24	09116-06232	BOLT (6X30)	1	
25	54213-93901	PIN	2	
26	36894-95201	LEAD, MOUNT TO HOUSING (L:165)	1	W/TRANSOM(L)
27-1	29125-93J10	SCREW, LEAD	2	W/TRANSOM(L)
27-2	29125-93J10	SCREW, LEAD	1	W/TRANSOM(S)
28	43112-95L00	PIPE, EXHAUST RELEASE	1	W/TRANSOM(S)

FIG.407A

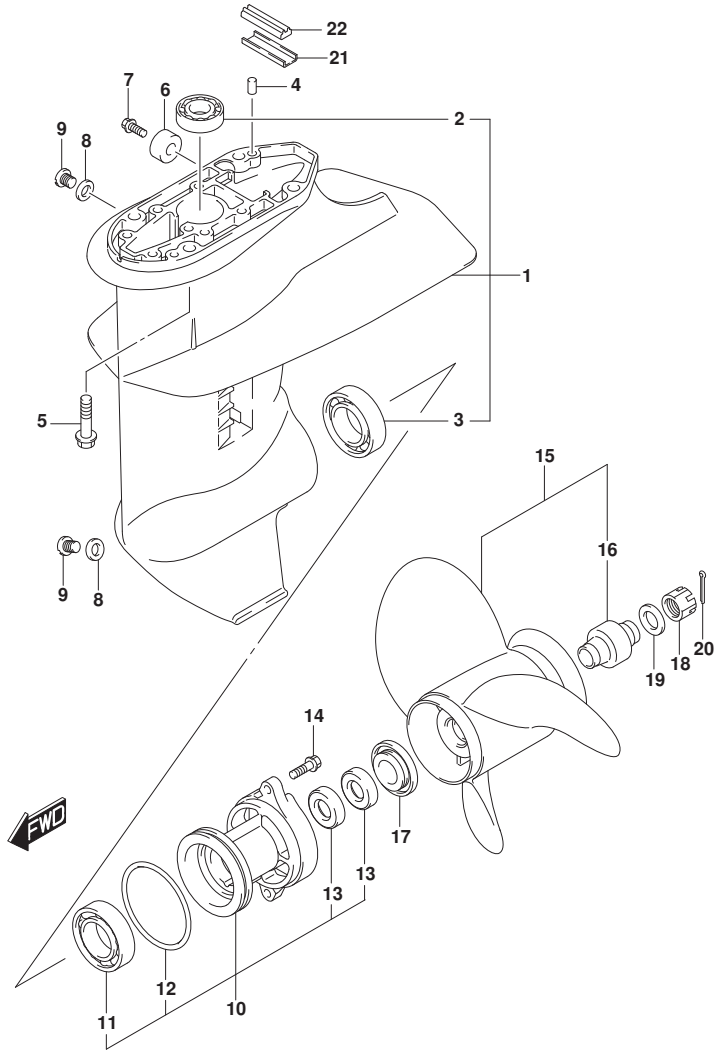


FIG.407A (2-B-8) GEAR CASE

REF NO.	PART NO.	DESCRIPTION	Q'TY	REMARKS
1	55100-99J40-0EP	CASE, GEAR (BLACK)	1	
2	09263-17048	.BEARING (17X24X27.5)	1	
3	09262-25003	.BEARING (25X52X15)	1	
4	09202-06023	PIN (6X10)	2	
5	09116-08151	BOLT (8X30)	4	
6-1	55321-87J01	ANODE, PROTECTION	1	
6-2	55321-87J11	ANODE, PROTECTION	1	OPT
7	09103-06281	BOLT (6X14)	1	
8	59178-97J00	GASKET, DRAIN PLUG	2	
9	09248-08001	PLUG (8X7.5)	2	
10	56120-99J41-0EP	HOUSING, PROPELLER SHAFT (BLACK)	1	
11	08110-60050	.BEARING	1	
12	09280-57002	.O RING (D:3.5,ID:65.2)	1	
13	09289-17L02	.OIL SEAL (17X30X6)	2	
14	09116-06227	BOLT (6X20)	2	
15-1	58100-89L00-019	PROPELLER, 3X9-1/4X7 (M701) (BLACK)	1	
15-2	58100-89L60-019	PROPELLER, 3X9-1/4X10 (M1001) (BLACK)	1	
15-3	58100-89L40-019	PROPELLER, 3X9-1/4X11 (M1101) (BLACK)	1	
15-4	58100-90L40-019	PROPELLER, 3X9-1/4X8 (M821) (BLACK)	1	
15-5	58100-90L50-019	PROPELLER, 3X9-1/4X9 (M911) (BLACK)	1	
15-6	58100-90L60-019	PROPELLER, 3X9-1/4X10 (M1011) (BLACK)	1	
16	58120-89L00	.BUSH, PROPELLER	1	
17	57632-94J00	STOPPER, PROPELLER BUSH	1	
18	09141-12005	NUT	1	
19	09160-12066	WASHER (12.5X22X2.5)	1	
20	09204-02004	PIN	1	
21	55331-99J10	CORE, EXHAUST SEAL	1	
22	55332-99J10	RUBBER, EXHAUST SEAL	1	

FIG.412A

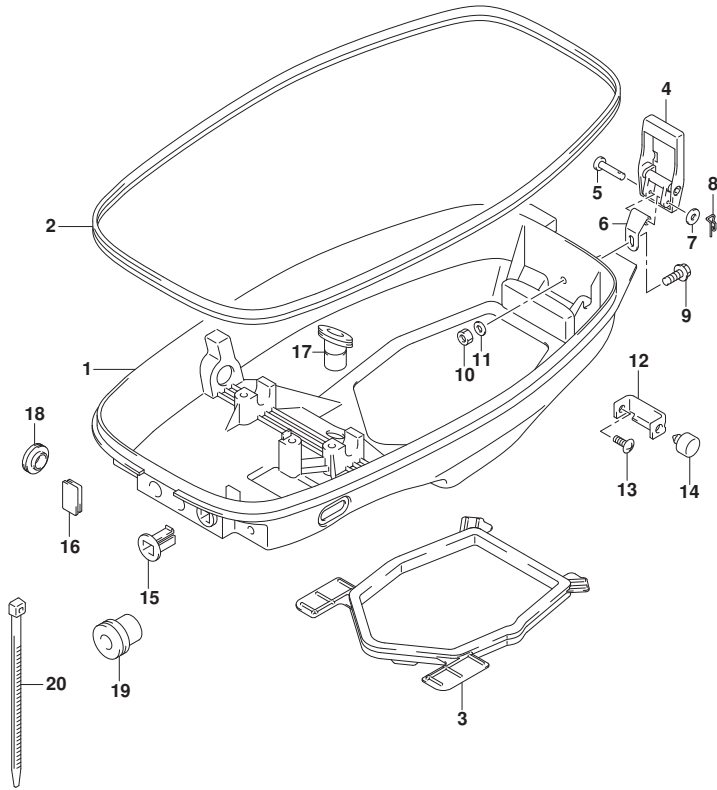


FIG.412A (2-B-9) LOWER COVER (DT9.9A P40)

REF NO.	PART NO.	DESCRIPTION	Q'TY	REMARKS
1	61110-95L00-0EP	COVER, ENGINE LOWER (BLACK)	1	
2	61112-95L10	RUBBER, LOWER COVER	1	
3	61113-95L00	SEAL, LOWER COVER	1	
4	61610-90L00	FASTENER	1	
5	61616-93EL0	PIN, LEVER	1	
6	61642-95L00	HOLDER, FASTENER LEVER	1	
7	09161-04012	WASHER (4.2X11X1)	1	
8	09385-04003	CLIP	1	
9	09116-06225	BOLT (6X15)	1	
10	09140-06020	NUT	1	
11	09160-06094	WASHER (6.5X15X1.5)	1	
12	61827-94J01	HOLDER, LOWER COVER	2	
13	02142-06167	SCREW	2	
14	61151-91J11	CUSHION, LOWER COVER HOLDER	2	
15	13632-93900	GROMMET	1	
16	39669-94400	PLUG, LOWER COVER	1	
17	23131-93900	BOOT, CLUTCH ROD	1	
18	21117-95L00	SEAL, CLUTCH LEVER	1	
19	36612-93900	GROMMET, REMOCON HARNESS	1	OPT
20	09407-25402	CLAMP (L:250)	1	OPT

FIG.412B

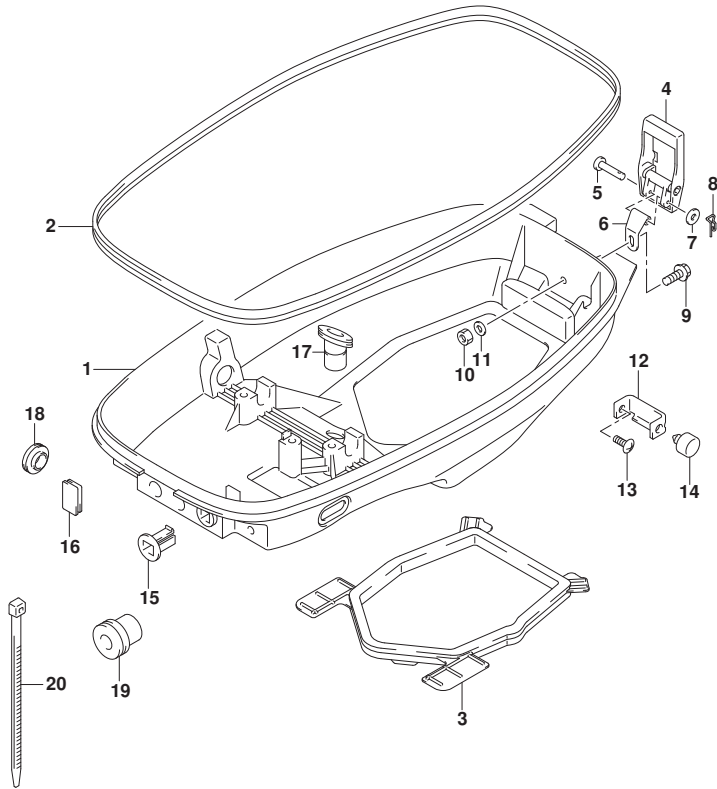


FIG.412B (2-B-10) LOWER COVER (DT9.9A P36)

REF NO.	PART NO.	DESCRIPTION	Q'TY	REMARKS
1	61110-95L00-0EP	COVER, ENGINE LOWER (BLACK)	1	
2	61112-95L10	RUBBER, LOWER COVER	1	
3	61113-95L00	SEAL, LOWER COVER	1	
4	61610-90L00	FASTENER	1	
5	61616-93EL0	PIN, LEVER	1	
6	61642-95L00	HOLDER, FASTENER LEVER	1	
7	09161-04012	WASHER (4.2X11X1)	1	
8	09385-04003	CLIP	1	
9	09116-06225	BOLT (6X15)	1	
10	09140-06020	NUT	1	
11	09160-06094	WASHER (6.5X15X1.5)	1	
12	61827-94J01	HOLDER, LOWER COVER	2	
13	02142-06167	SCREW	2	
14	61151-91J11	CUSHION, LOWER COVER HOLDER	2	
15	13632-93900	GROMMET	1	
16	39669-94400	PLUG, LOWER COVER	1	
17	23131-93900	BOOT, CLUTCH ROD	1	
18	21117-95L00	SEAL, CLUTCH LEVER	1	
19	36612-93900	GROMMET, REMOCON HARNESS	1	OPT
20	09407-25402	CLAMP (L:250)	1	OPT

FIG.412C

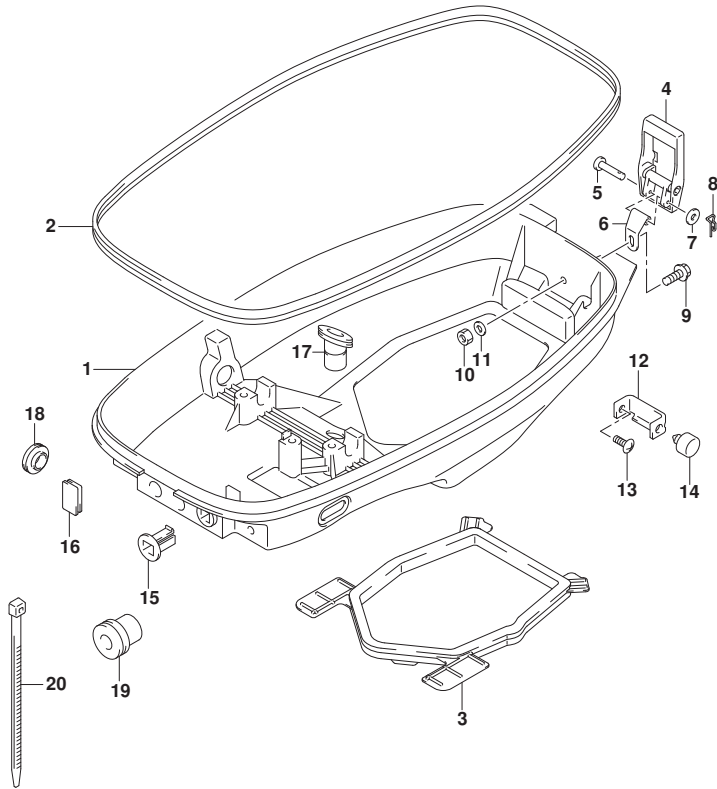


FIG.412C (2-B-11) LOWER COVER (DT9.9A P81)

REF NO.	PART NO.	DESCRIPTION	Q'TY	REMARKS
1	61110-95L00-0EP	COVER, ENGINE LOWER (BLACK)	1	
2	61112-95L10	RUBBER, LOWER COVER	1	
3	61113-95L00	SEAL, LOWER COVER	1	
4	61610-90L00	FASTENER	1	
5	61616-93EL0	PIN, LEVER	1	
6	61642-95L00	HOLDER, FASTENER LEVER	1	
7	09161-04012	WASHER (4.2X11X1)	1	
8	09385-04003	CLIP	1	
9	09116-06225	BOLT (6X15)	1	
10	09140-06020	NUT	1	
11	09160-06094	WASHER (6.5X15X1.5)	1	
12	61827-94J01	HOLDER, LOWER COVER	2	
13	02142-06167	SCREW	2	
14	61151-91J11	CUSHION, LOWER COVER HOLDER	2	
15	13632-93900	GROMMET	1	
16	39669-94400	PLUG, LOWER COVER	1	
17	23131-93900	BOOT, CLUTCH ROD	1	
18	21117-95L00	SEAL, CLUTCH LEVER	1	
19	36612-93900	GROMMET, REMOCON HARNESS	1	OPT
20	09407-25402	CLAMP (L:250)	1	OPT

FIG.412D

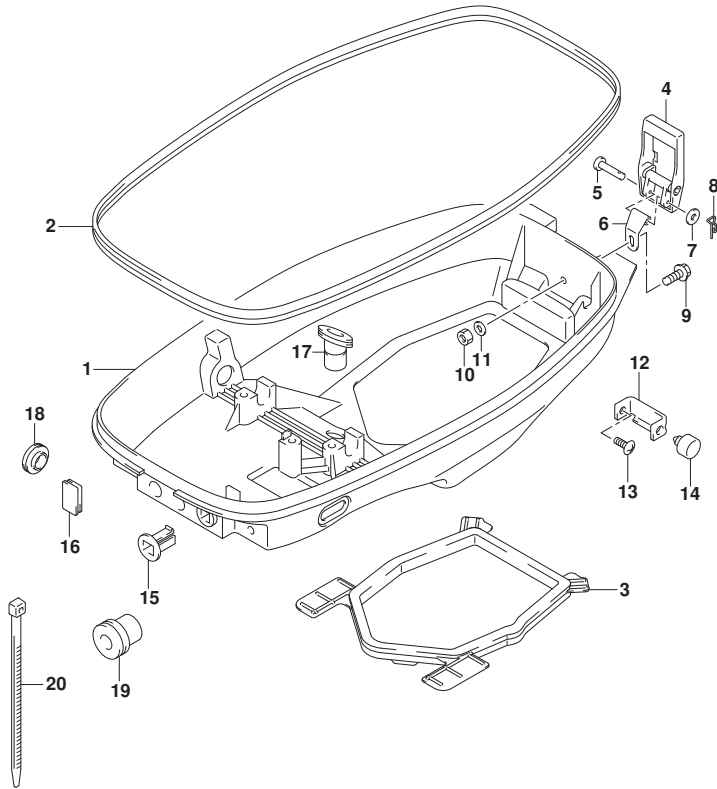


FIG.412D (2-B-12) LOWER COVER (DT9.9AK P40)

REF NO.	PART NO.	DESCRIPTION	Q'TY	REMARKS
1	61110-95L00-0EP	COVER, ENGINE LOWER (BLACK)	1	
2	61112-95L10	RUBBER, LOWER COVER	1	
3	61113-95L00	SEAL, LOWER COVER	1	
4	61610-90L00	FASTENER	1	
5	61616-93EL0	PIN, LEVER	1	
6	61642-95L00	HOLDER, FASTENER LEVER	1	
7	09161-04012	WASHER (4.2X11X1)	1	
8	09385-04003	CLIP	1	
9	09116-06225	BOLT (6X15)	1	
10	09140-06020	NUT	1	
11	09160-06094	WASHER (6.5X15X1.5)	1	
12	61827-94J01	HOLDER, LOWER COVER	2	
13	02142-06167	SCREW	2	
14	61151-91J11	CUSHION, LOWER COVER HOLDER	2	
15	13632-93950	GROMMET	1	
16	39669-94400	PLUG, LOWER COVER	1	
17	23131-93900	BOOT, CLUTCH ROD	1	
18	21117-95L00	SEAL, CLUTCH LEVER	1	
19	36612-93900	GROMMET, REMOCON HARNESS	1	OPT
20	09407-25402	CLAMP (L:250)	1	OPT

FIG.412E

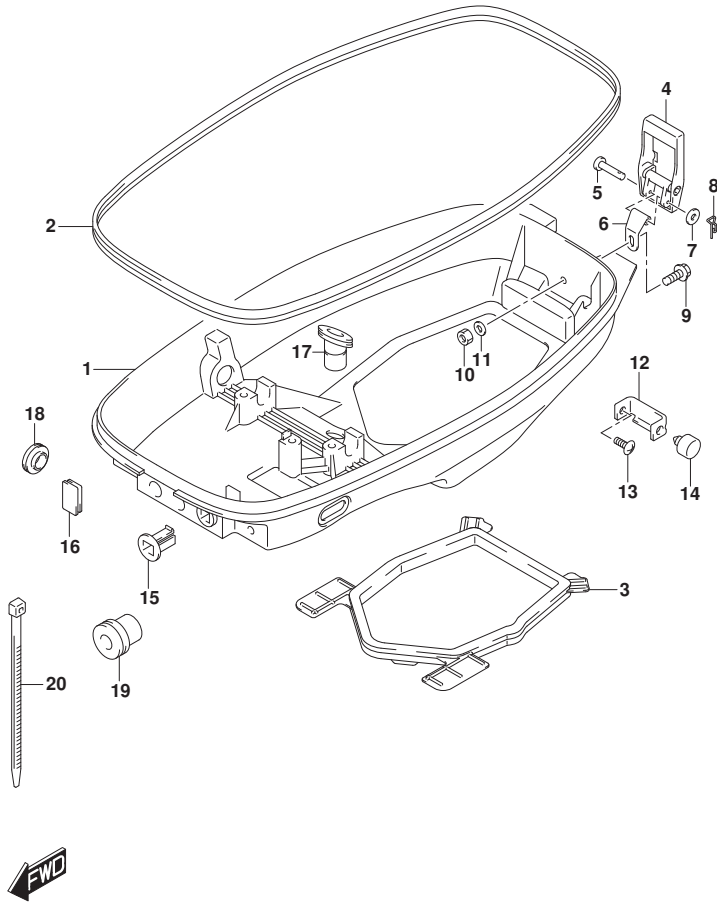


FIG.412E (2-B-13) LOWER COVER (DT9.9AK P36)

REF NO.	PART NO.	DESCRIPTION	Q'TY	REMARKS
1	61110-95L00-0EP	COVER, ENGINE LOWER (BLACK)	1	
2	61112-95L10	RUBBER, LOWER COVER	1	
3	61113-95L00	SEAL, LOWER COVER	1	
4	61610-90L00	FASTENER	1	
5	61616-93EL0	PIN, LEVER	1	
6	61642-95L00	HOLDER, FASTENER LEVER	1	
7	09161-04012	WASHER (4.2X11X1)	1	
8	09385-04003	CLIP	1	
9	09116-06225	BOLT (6X15)	1	
10	09140-06020	NUT	1	
11	09160-06094	WASHER (6.5X15X1.5)	1	
12	61827-94J01	HOLDER, LOWER COVER	2	
13	02142-06167	SCREW	2	
14	61151-91J11	CUSHION, LOWER COVER HOLDER	2	
15	13632-93950	GROMMET	1	
16	39669-94400	PLUG, LOWER COVER	1	
17	23131-93900	BOOT, CLUTCH ROD	1	
18	21117-95L00	SEAL, CLUTCH LEVER	1	
19	36612-93900	GROMMET, REMOCON HARNESS	1	OPT
20	09407-25402	CLAMP (L:250)	1	OPT

FIG.412F

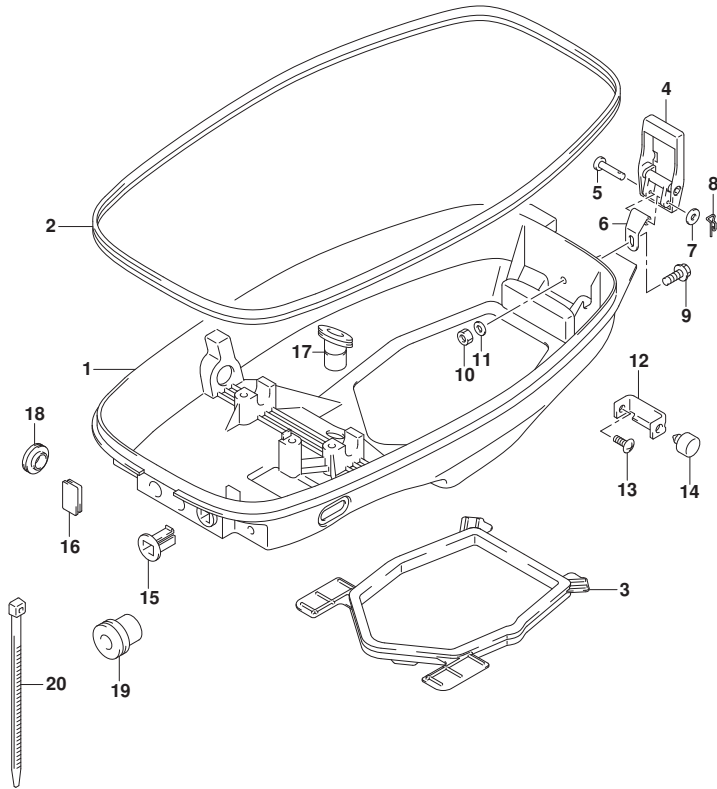


FIG.412F (2-B-14) LOWER COVER (DT15A P40)

REF NO.	PART NO.	DESCRIPTION	Q'TY	REMARKS
1	61110-95L00-0EP	COVER, ENGINE LOWER (BLACK)	1	
2	61112-95L10	RUBBER, LOWER COVER	1	
3	61113-95L00	SEAL, LOWER COVER	1	
4	61610-90L00	FASTENER	1	
5	61616-93EL0	PIN, LEVER	1	
6	61642-95L00	HOLDER, FASTENER LEVER	1	
7	09161-04012	WASHER (4.2X11X1)	1	
8	09385-04003	CLIP	1	
9	09116-06225	BOLT (6X15)	1	
10	09140-06020	NUT	1	
11	09160-06094	WASHER (6.5X15X1.5)	1	
12	61827-94J01	HOLDER, LOWER COVER	2	
13	02142-06167	SCREW	2	
14	61151-91J11	CUSHION, LOWER COVER HOLDER	2	
15	13632-93900	GROMMET	1	
16	39669-94400	PLUG, LOWER COVER	1	MANUAL STARTER
17	23131-93900	BOOT, CLUTCH ROD	1	
18	21117-95L00	SEAL, CLUTCH LEVER	1	
19	36612-93900	GROMMET, REMOCON HARNESS	1	OPT
20	09407-25402	CLAMP (L:250)	1	OPT

FIG.412G

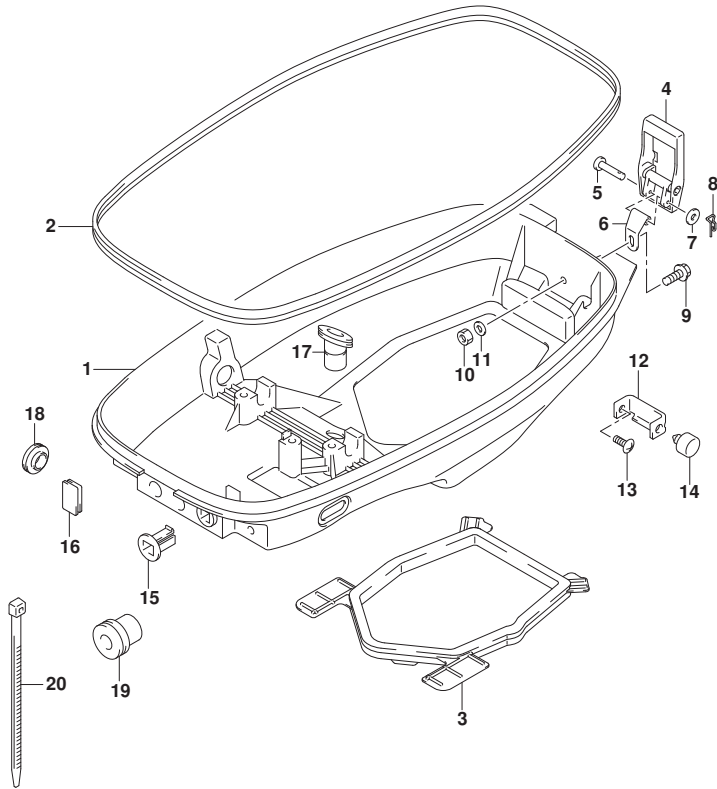


FIG.412G (2-B-15) LOWER COVER (DT15A P36)

REF NO.	PART NO.	DESCRIPTION	Q'TY	REMARKS
1	61110-95L00-0EP	COVER, ENGINE LOWER (BLACK)	1	
2	61112-95L10	RUBBER, LOWER COVER	1	
3	61113-95L00	SEAL, LOWER COVER	1	
4	61610-90L00	FASTENER	1	
5	61616-93EL0	PIN, LEVER	1	
6	61642-95L00	HOLDER, FASTENER LEVER	1	
7	09161-04012	WASHER (4.2X11X1)	1	
8	09385-04003	CLIP	1	
9	09116-06225	BOLT (6X15)	1	
10	09140-06020	NUT	1	
11	09160-06094	WASHER (6.5X15X1.5)	1	
12	61827-94J01	HOLDER, LOWER COVER	2	
13	02142-06167	SCREW	2	
14	61151-91J11	CUSHION, LOWER COVER HOLDER	2	
15	13632-93900	GROMMET	1	
16	39669-94400	PLUG, LOWER COVER	1	
17	23131-93900	BOOT, CLUTCH ROD	1	
18	21117-95L00	SEAL, CLUTCH LEVER	1	
19	36612-93900	GROMMET, REMOCON HARNESS	1	OPT
20	09407-25402	CLAMP (L:250)	1	OPT

FIG.412H

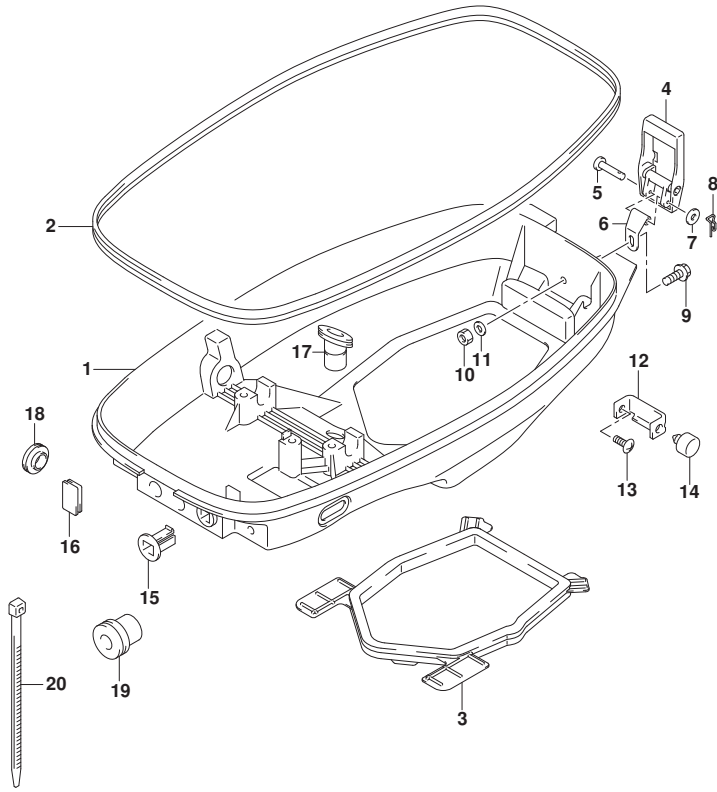


FIG.412H (2-C-2) LOWER COVER (DT15A P81)

REF NO.	PART NO.	DESCRIPTION	Q'TY	REMARKS
1	61110-95L00-0EP	COVER, ENGINE LOWER (BLACK)	1	
2	61112-95L10	RUBBER, LOWER COVER	1	
3	61113-95L00	SEAL, LOWER COVER	1	
4	61610-90L00	FASTENER	1	
5	61616-93EL0	PIN, LEVER	1	
6	61642-95L00	HOLDER, FASTENER LEVER	1	
7	09161-04012	WASHER (4.2X11X1)	1	
8	09385-04003	CLIP	1	
9	09116-06225	BOLT (6X15)	1	
10	09140-06020	NUT	1	
11	09160-06094	WASHER (6.5X15X1.5)	1	
12	61827-94J01	HOLDER, LOWER COVER	2	
13	02142-06167	SCREW	2	
14	61151-91J11	CUSHION, LOWER COVER HOLDER	2	
15	13632-93900	GROMMET	1	
16	39669-94400	PLUG, LOWER COVER	1	
17	23131-93900	BOOT, CLUTCH ROD	1	
18	21117-95L00	SEAL, CLUTCH LEVER	1	
19	36612-93900	GROMMET, REMOCON HARNESS	1	OPT
20	09407-25402	CLAMP (L:250)	1	OPT

FIG.412J

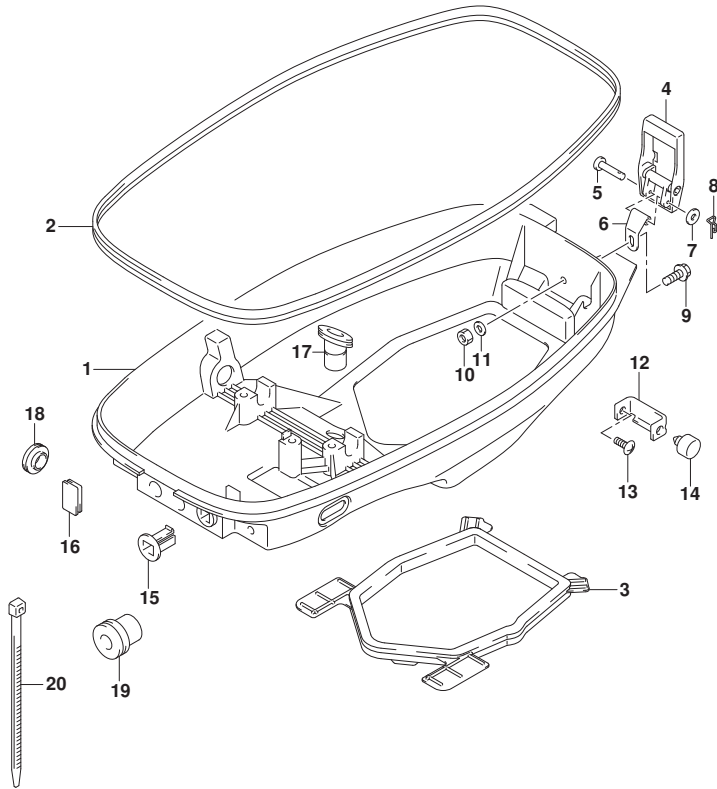


FIG.412J (2-C-3) LOWER COVER (DT15AK P36)

REF NO.	PART NO.	DESCRIPTION	Q'TY	REMARKS
1	61110-95L00-0EP	COVER, ENGINE LOWER (BLACK)	1	
2	61112-95L10	RUBBER, LOWER COVER	1	
3	61113-95L00	SEAL, LOWER COVER	1	
4	61610-90L00	FASTENER	1	
5	61616-93EL0	PIN, LEVER	1	
6	61642-95L00	HOLDER, FASTENER LEVER	1	
7	09161-04012	WASHER (4.2X11X1)	1	
8	09385-04003	CLIP	1	
9	09116-06225	BOLT (6X15)	1	
10	09140-06020	NUT	1	
11	09160-06094	WASHER (6.5X15X1.5)	1	
12	61827-94J01	HOLDER, LOWER COVER	2	
13	02142-06167	SCREW	2	
14	61151-91J11	CUSHION, LOWER COVER HOLDER	2	
15	13632-93950	GROMMET	1	
16	39669-94400	PLUG, LOWER COVER	1	
17	23131-93900	BOOT, CLUTCH ROD	1	
18	21117-95L00	SEAL, CLUTCH LEVER	1	
19	36612-93900	GROMMET, REMOCON HARNESS	1	OPT
20	09407-25402	CLAMP (L:250)	1	OPT

FIG.420A

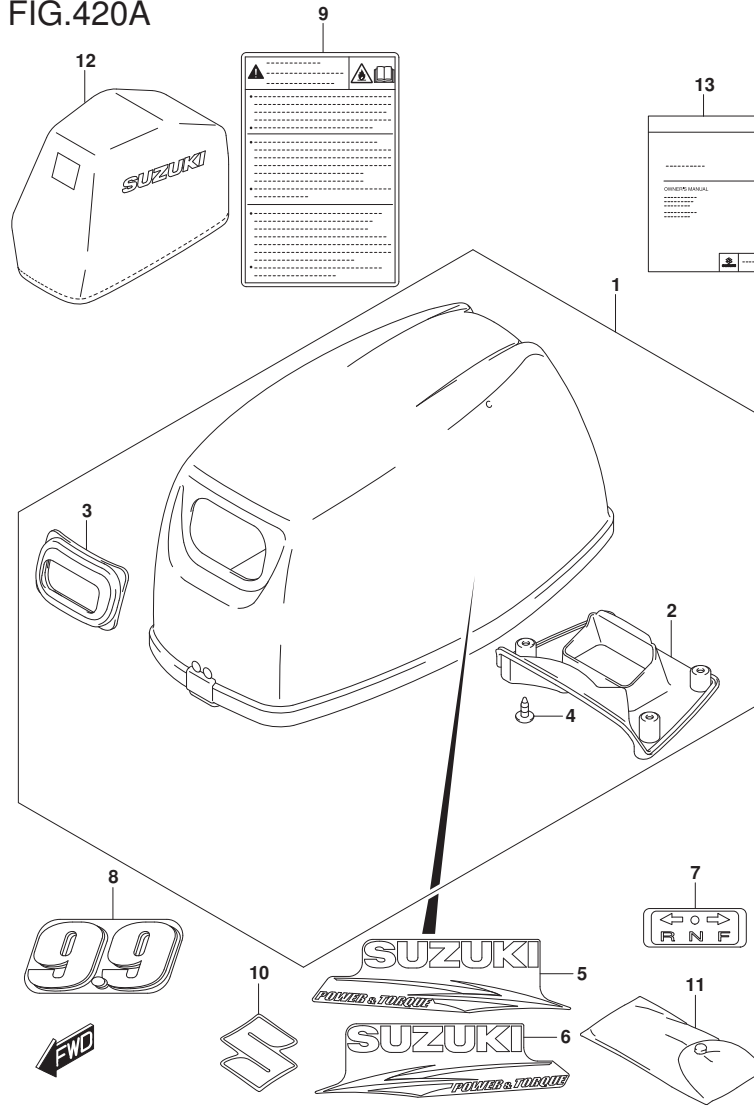


FIG.420A (2-C-4) ENGINE COVER (DT9.9A P40)

REF NO.	PART NO.	DESCRIPTION	QTY	REMARKS
1	61400-95L00-0EP	COVER ASSY, ENGINE (BLACK)	1	
2	61433-95L00	.COVER, AIR INTAKE INNER	1	
3	61622-90L00	.SEAL, RECOIL STARTER	1	
4	03542-05169	.SCREW	4	
5	61443-95L00	STRIPE, ENGINE COVER STBD	1	
6	61453-95L00	STRIPE, ENGINE COVER PORT	1	
7	21131-96010	MARK, CLUTCH SHIFT	1	
8	61435-95L00	MARK, EMBLEM REAR (9.9)	1	
9	61458-89L00	LABEL, ENGINE COVER	1	
10	68111-99J00	EMBLEM, "S"	1	
11	59800-90L01	TOOL ASSY	1	
12	68110-89L00	COVER, WEATHER	1	OPT
13	99011-90L80-063	MANUAL, OWNER'S	1	

FIG.420B

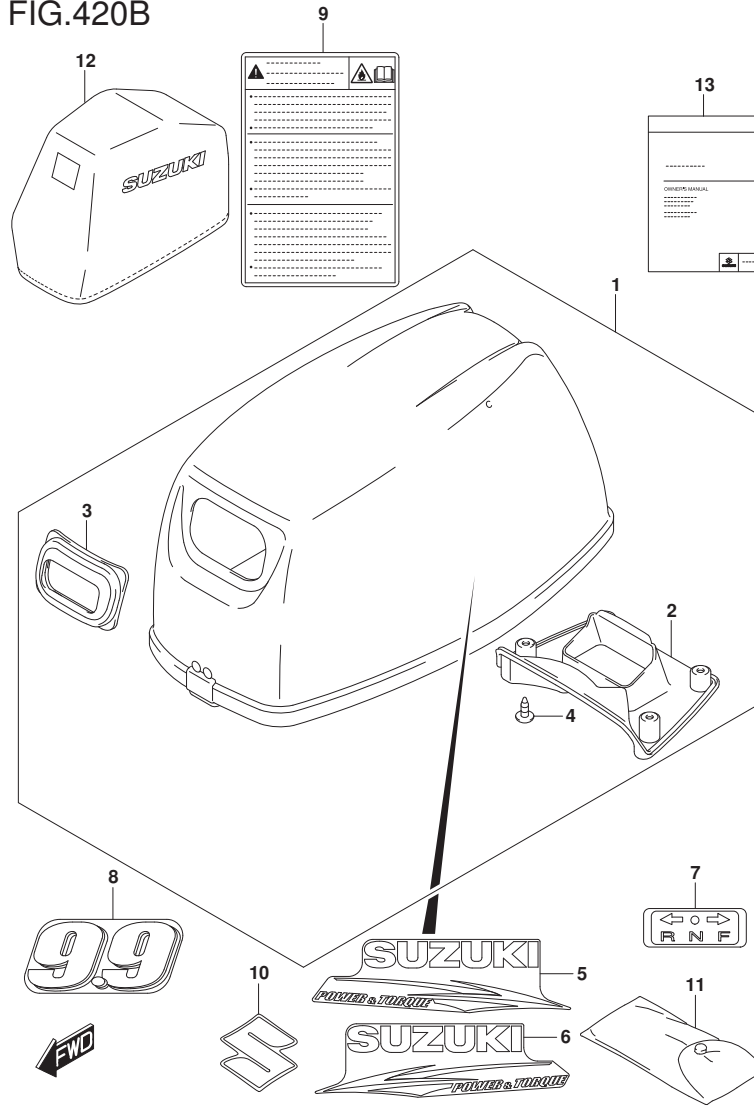


FIG.420B (2-C-5) ENGINE COVER (DT9.9A P36)

REF NO.	PART NO.	DESCRIPTION	QTY	REMARKS
1	61400-95L00-0EP	COVER ASSY, ENGINE (BLACK)	1	
2	61433-95L00	.COVER, AIR INTAKE INNER	1	
3	61622-90L00	.SEAL, RECOIL STARTER	1	
4	03542-05169	.SCREW	4	
5	61443-95L00	STRIPE, ENGINE COVER STBD	1	
6	61453-95L00	STRIPE, ENGINE COVER PORT	1	
7	21131-96010	MARK, CLUTCH SHIFT	1	
8	61435-95L00	MARK, EMBLEM REAR (9.9)	1	
9	61458-89L00	LABEL, ENGINE COVER	1	
10	68111-99J00	EMBLEM, "S"	1	
11	59800-90L01	TOOL ASSY	1	
12	68110-89L00	COVER, WEATHER	1	OPT
13	99011-90L80-063	MANUAL, OWNER'S	1	

FIG.420C

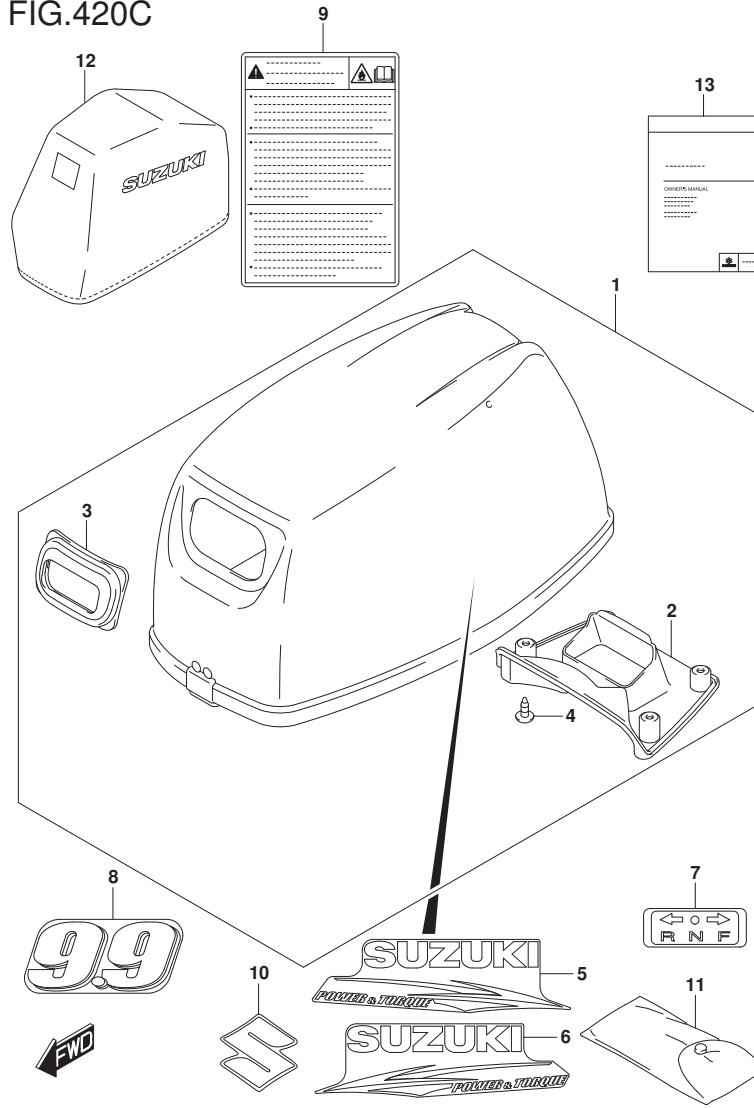


FIG.420C (2-C-6) ENGINE COVER (DT9.9A P81)

REF NO.	PART NO.	DESCRIPTION	QTY	REMARKS
1	61400-95L00-0EP	COVER ASSY, ENGINE (BLACK)	1	
2	61433-95L00	.COVER, AIR INTAKE INNER	1	
3	61622-90L00	.SEAL, RECOIL STARTER	1	
4	03542-05169	.SCREW	4	
5	61443-95L00	STRIPE, ENGINE COVER STBD	1	
6	61453-95L00	STRIPE, ENGINE COVER PORT	1	
7	21131-96010	MARK, CLUTCH SHIFT	1	
8	61435-95L00	MARK, EMBLEM REAR (9.9)	1	
9	61458-89L00	LABEL, ENGINE COVER	1	
10	68111-99J00	EMBLEM, "S"	1	
11	59800-90L01	TOOL ASSY	1	
12	68110-89L00	COVER, WEATHER	1	OPT
13	99011-90L80-063	MANUAL, OWNER'S	1	

FIG.420D

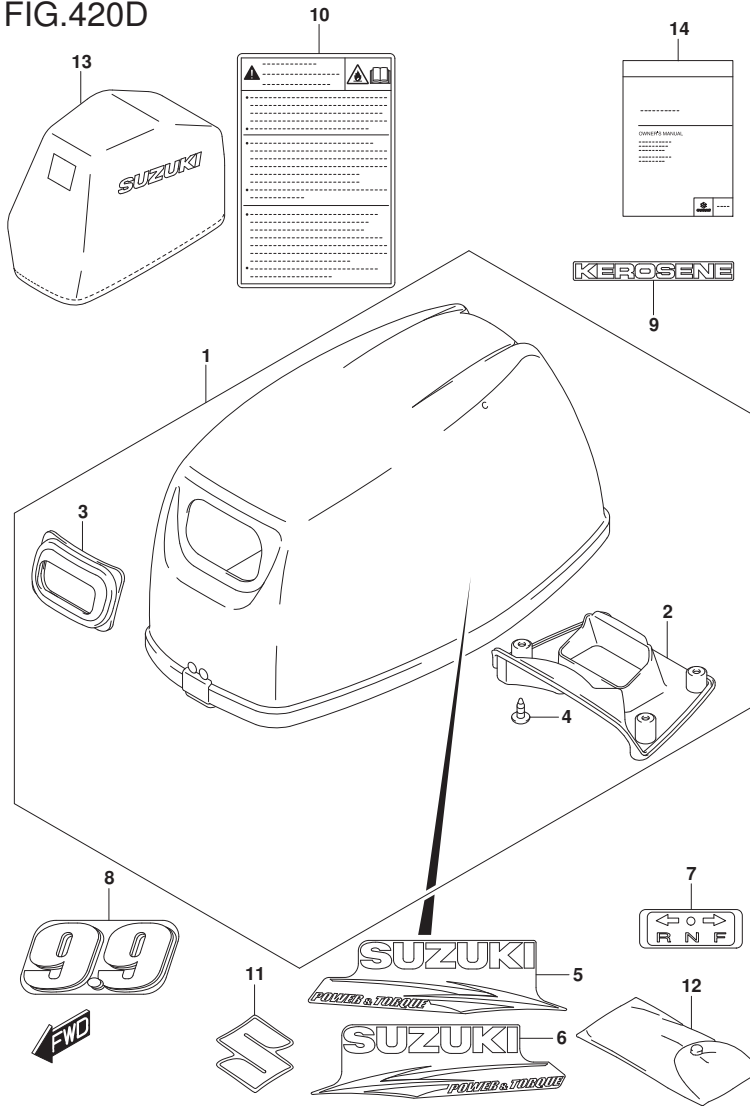


FIG.420D (2-C-7) ENGINE COVER (DT9.9AK P40)

REF NO.	PART NO.	DESCRIPTION	QTY	REMARKS
1	61400-95L00-0EP	COVER ASSY, ENGINE (BLACK)	1	
2	61433-95L00	.COVER, AIR INTAKE INNER	1	
3	61622-90L00	.SEAL, RECOIL STARTER	1	
4	03542-05169	.SCREW	4	
5	61443-95L00	STRIPE, ENGINE COVER STBD	1	
6	61453-95L00	STRIPE, ENGINE COVER PORT	1	
7	21131-96010	MARK, CLUTCH SHIFT	1	
8	61435-95L00	MARK, EMBLEM REAR (9.9)	1	
9	61449-93921	MARK, KEROSENE	1	
10	61458-89L00	LABEL, ENGINE COVER	1	
11	68111-99J00	EMBLEM, "S"	1	
12	59800-90L01	TOOL ASSY	1	
13	68110-89L00	COVER, WEATHER	1	OPT
14	99011-90L90-063	MANUAL, OWNER'S	1	

FIG.420E

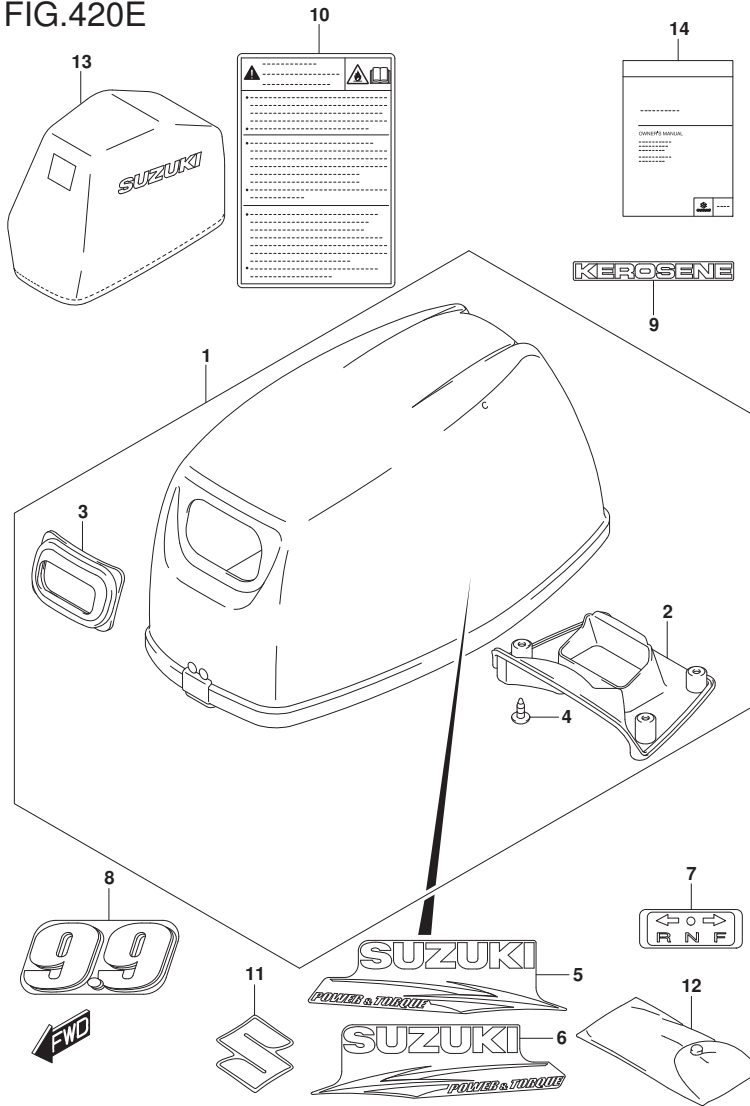


FIG.420E (2-C-8) ENGINE COVER (DT9.9AK P36)

REF NO.	PART NO.	DESCRIPTION	QTY	REMARKS
1	61400-95L00-0EP	COVER ASSY, ENGINE (BLACK)	1	
2	61433-95L00	.COVER, AIR INTAKE INNER	1	
3	61622-90L00	.SEAL, RECOIL STARTER	1	
4	03542-05169	.SCREW	4	
5	61443-95L00	STRIPE, ENGINE COVER STBD	1	
6	61453-95L00	STRIPE, ENGINE COVER PORT	1	
7	21131-96010	MARK, CLUTCH SHIFT	1	
8	61435-95L00	MARK, EMBLEM REAR (9.9)	1	
9	61449-93921	MARK, KEROSENE	1	
10	61458-89L00	LABEL, ENGINE COVER	1	
11	68111-99J00	EMBLEM, "S"	1	
12	59800-90L01	TOOL ASSY	1	
13	68110-89L00	COVER, WEATHER	1	OPT
14	99011-90L90-063	MANUAL, OWNER'S	1	

FIG.420F

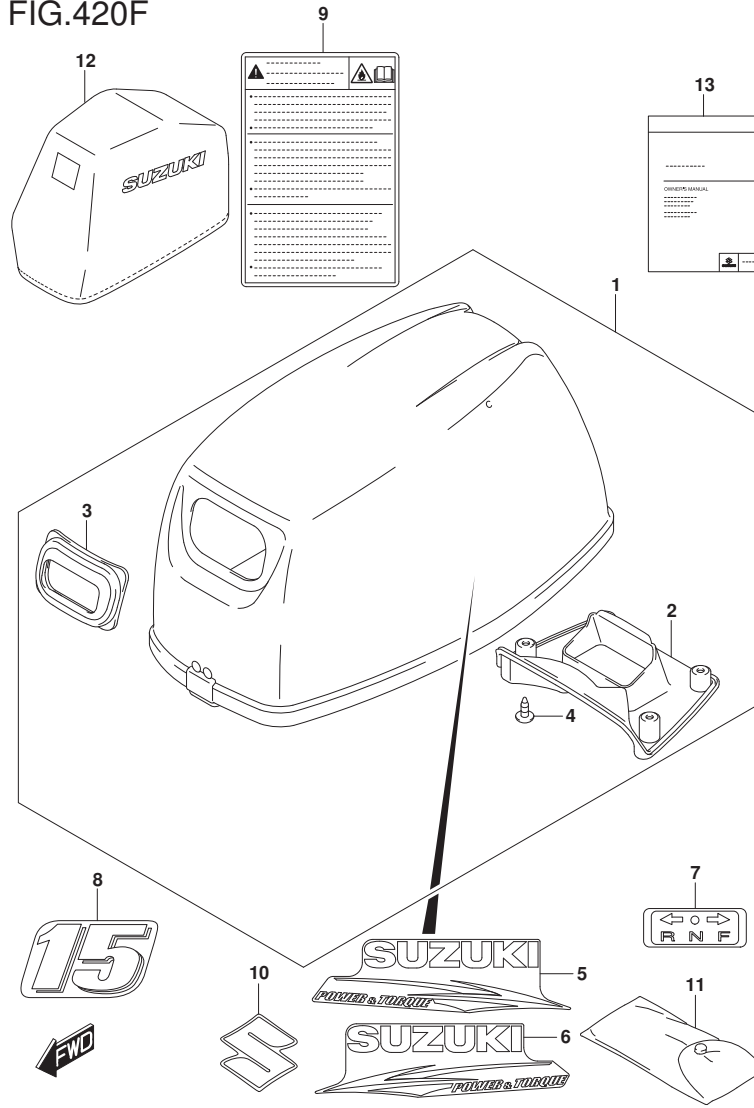


FIG.420F (2-C-9) ENGINE COVER (DT15A P40)

REF NO.	PART NO.	DESCRIPTION	QTY	REMARKS
1	61400-95L00-0EP	COVER ASSY, ENGINE (BLACK)	1	
2	61433-95L00	.COVER, AIR INTAKE INNER	1	
3	61622-90L00	.SEAL, RECOIL STARTER	1	
4	03542-05169	.SCREW	4	
5	61443-95L00	STRIPE, ENGINE COVER STBD	1	
6	61453-95L00	STRIPE, ENGINE COVER PORT	1	
7	21131-96010	MARK, CLUTCH SHIFT	1	
8	61435-95L10	MARK, EMBLEM REAR (15)	1	
9	61458-89L00	LABEL, ENGINE COVER	1	
10	68111-99J00	EMBLEM, "S"	1	
11	59800-90L01	TOOL ASSY	1	
12	68110-89L00	COVER, WEATHER	1	OPT
13	99011-90L80-063	MANUAL, OWNER'S	1	

FIG.420G

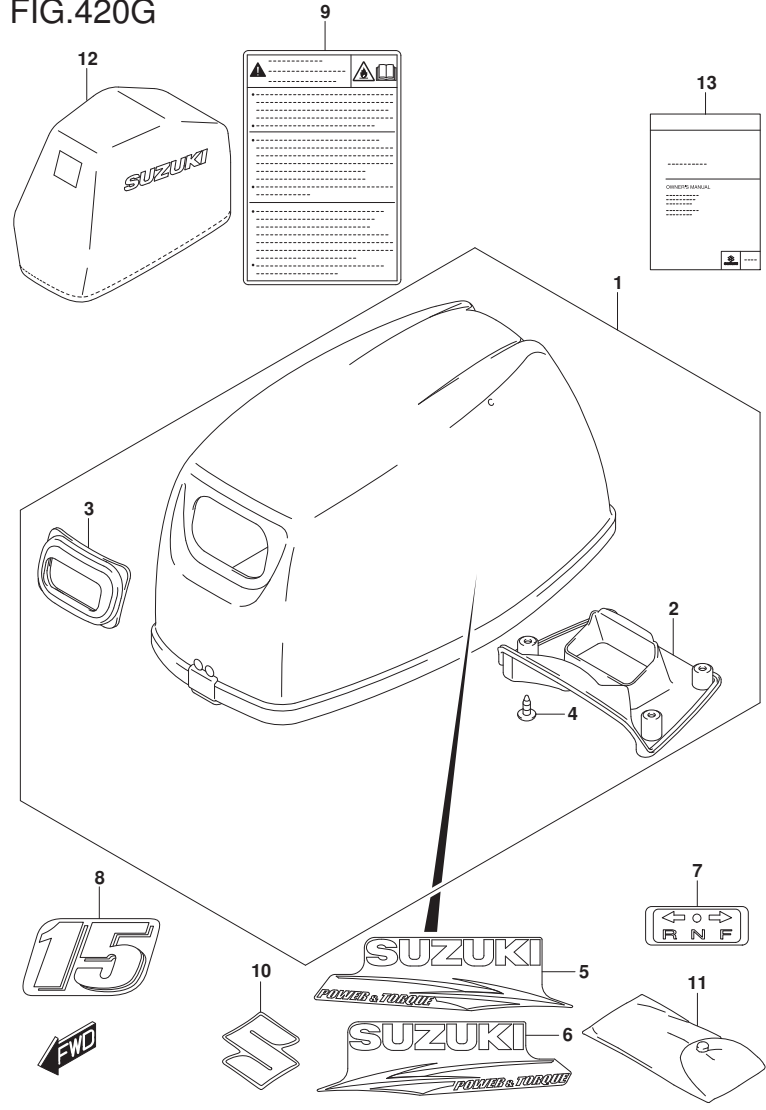


FIG.420G (2-C-10) ENGINE COVER (DT15A P36)

REF NO.	PART NO.	DESCRIPTION	QTY	REMARKS
1	61400-95L00-0EP	COVER ASSY, ENGINE (BLACK)	1	
2	61433-95L00	.COVER, AIR INTAKE INNER	1	
3	61622-90L00	.SEAL, RECOIL STARTER	1	
4	03542-05169	.SCREW	4	
5	61443-95L00	STRIPE, ENGINE COVER STBD	1	
6	61453-95L00	STRIPE, ENGINE COVER PORT	1	
7	21131-96010	MARK, CLUTCH SHIFT	1	
8	61435-95L10	MARK, EMBLEM REAR (15)	1	
9	61458-89L00	LABEL, ENGINE COVER	1	
10	68111-99J00	EMBLEM, "S"	1	
11	59800-90L01	TOOL ASSY	1	
12	68110-89L00	COVER, WEATHER	1	OPT
13	99011-90L80-063	MANUAL, OWNER'S	1	

FIG.420H

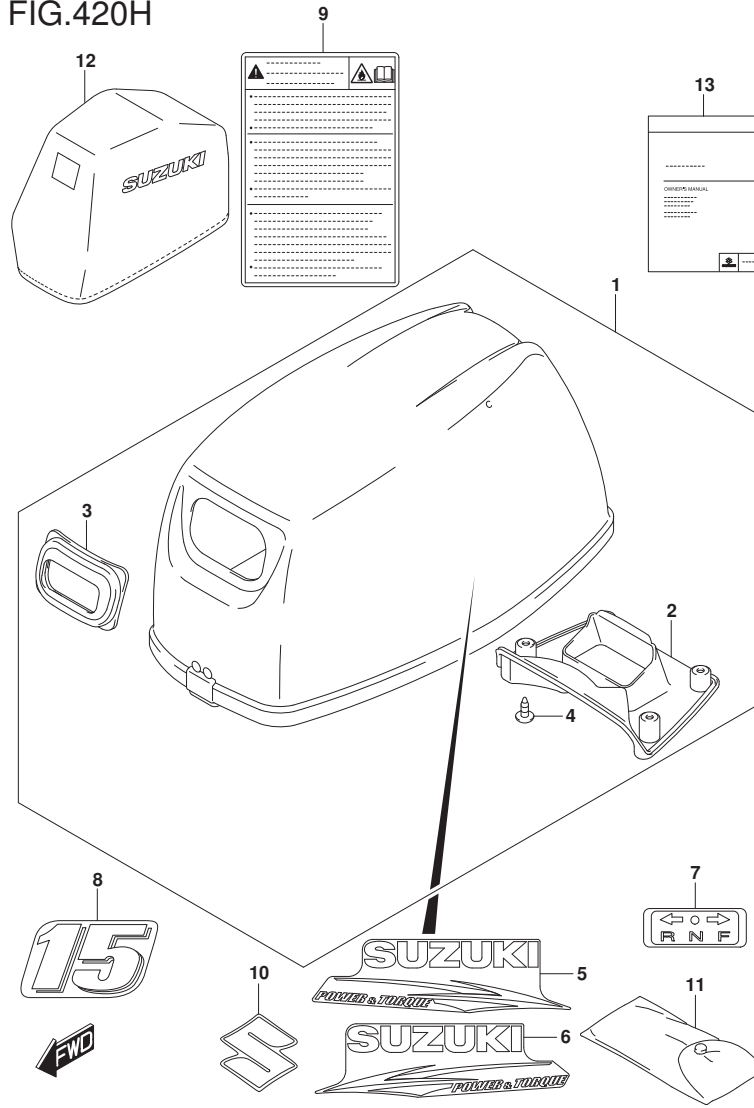


FIG.420H (2-C-11) ENGINE COVER (DT15A P81)

REF NO.	PART NO.	DESCRIPTION	QTY	REMARKS
1	61400-95L00-0EP	COVER ASSY, ENGINE (BLACK)	1	
2	61433-95L00	.COVER, AIR INTAKE INNER	1	
3	61622-90L00	.SEAL, RECOIL STARTER	1	
4	03542-05169	.SCREW	4	
5	61443-95L00	STRIPE, ENGINE COVER STBD	1	
6	61453-95L00	STRIPE, ENGINE COVER PORT	1	
7	21131-96010	MARK, CLUTCH SHIFT	1	
8	61435-95L10	MARK, EMBLEM REAR (15)	1	
9	61458-89L00	LABEL, ENGINE COVER	1	
10	68111-99J00	EMBLEM, "S"	1	
11	59800-90L01	TOOL ASSY	1	
12	68110-89L00	COVER, WEATHER	1	OPT
13	99011-90L80-063	MANUAL, OWNER'S	1	

FIG.420J

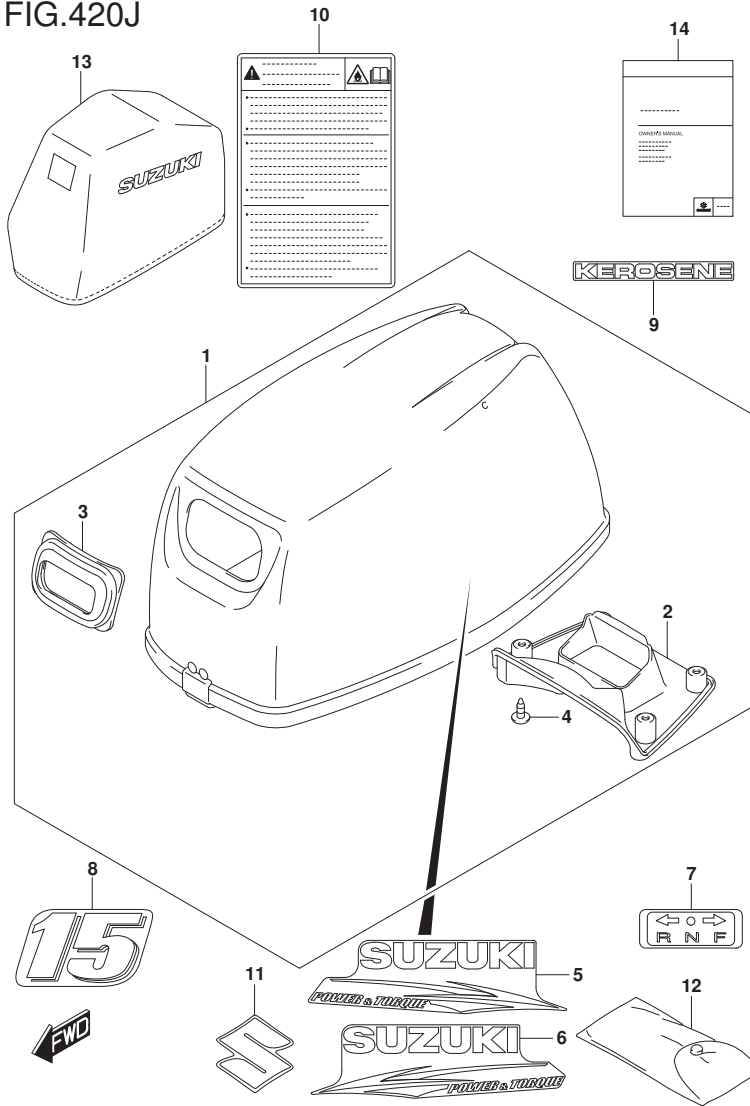


FIG.420J (2-C-12) ENGINE COVER (DT15AK P36)

REF NO.	PART NO.	DESCRIPTION	QTY	REMARKS
1	61400-95L00-0EP	COVER ASSY, ENGINE (BLACK)	1	
2	61433-95L00	.COVER, AIR INTAKE INNER	1	
3	61622-90L00	.SEAL, RECOIL STARTER	1	
4	03542-05169	.SCREW	4	
5	61443-95L00	STRIPE, ENGINE COVER STBD	1	
6	61453-95L00	STRIPE, ENGINE COVER PORT	1	
7	21131-96010	MARK, CLUTCH SHIFT	1	
8	61435-95L10	MARK, EMBLEM REAR (15)	1	
9	61449-93921	MARK, KEROSENE	1	
10	61458-89L00	LABEL, ENGINE COVER	1	
11	68111-99J00	EMBLEM, "S"	1	
12	59800-90L01	TOOL ASSY	1	
13	68110-89L00	COVER, WEATHER	1	OPT
14	99011-90L90-063	MANUAL, OWNER'S	1	

FIG.430A

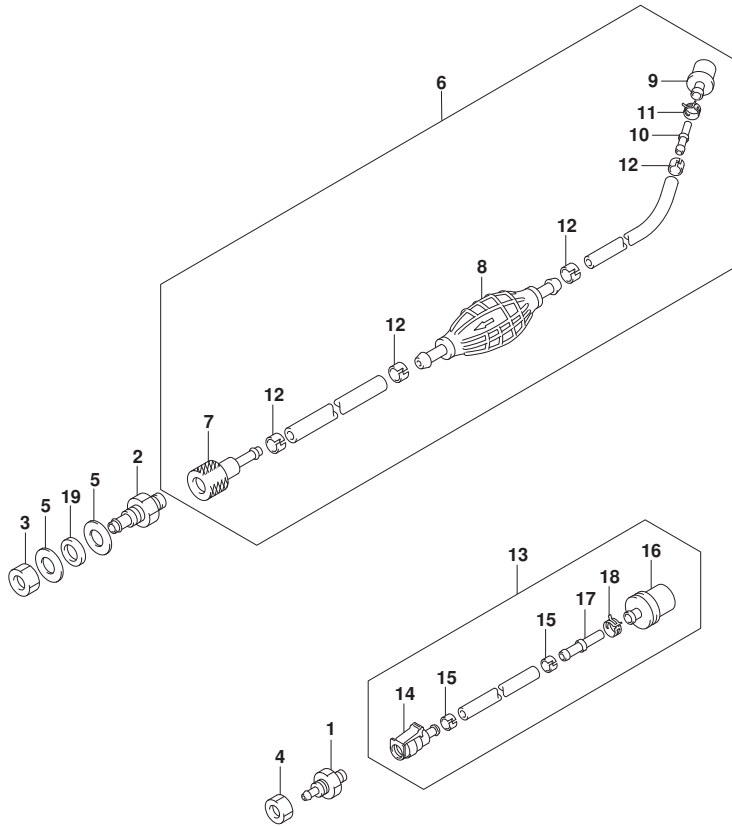


FIG.430A (2-C-13) FUEL HOSE (DT9.9AK P36)

REF NO.	PART NO.	DESCRIPTION	Q'TY	REMARKS
1	65720-94403	PLUG, FUEL CONNECTOR	1	KEROSENE
2	65720-955L0	PLUG, FUEL CONNECTOR	1	GASOLINE
3	09140-12038	NUT	1	GASOLINE
4	09140-10032	NUT	1	KEROSENE
5	09160-12067	WASHER (12.5X23X1)	2	GASOLINE
6	65700-94416	HOSE, FUEL	1	GASOLINE
7	65750-955L0	.SOCKET, FUEL HOSE (OUT)	1	
8	65770-90J11	.PUMP, SQUEEZE	1	
9	65830-95500	.FILTER, ASSY FUEL TANK OUTLET	1	
10	65842-94401	.TUBE, FUEL FILTER	1	
11	09401-10412	.CLIP	1	
12	65781-98500	.CLIP, FUEL HOSE	4	
13	65700-94433	HOSE, FUEL	1	KEROSENE
14	65750-94404	.SOCKET, FUEL HOSE	1	
15	65781-98500	.CLIP, FUEL HOSE	2	
16	65830-95500	.FILTER	1	
17	65842-94401	.TUBE, FUEL FILTER	1	
18	09401-10412	.CLIP	1	
19	65763-95L00	SPACER, FUEL CONNECTOR PLUG	1	GASOLINE

FIG.430B

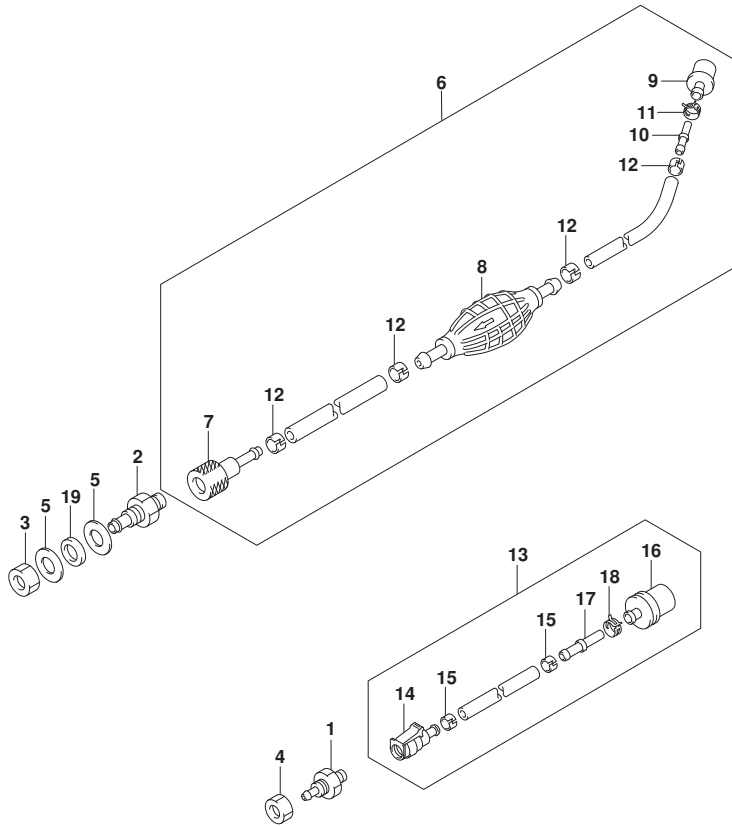


FIG.430B (2-C-14) FUEL HOSE (DT15AK P36)

REF NO.	PART NO.	DESCRIPTION	Q'TY	REMARKS
1	65720-94403	PLUG, FUEL CONNECTOR	1	KEROSENE
2	65720-955L0	PLUG, FUEL CONNECTOR	1	GASOLINE
3	09140-12038	NUT	1	GASOLINE
4	09140-10032	NUT	1	KEROSENE
5	09160-12067	WASHER (12.5X23X1)	2	GASOLINE
6	65700-94416	HOSE, FUEL	1	GASOLINE
7	65750-955L0	.SOCKET, FUEL HOSE (OUT)	1	
8	65770-90J11	.PUMP, SQUEEZE	1	
9	65830-95500	.FILTER, ASSY FUEL TANK OUTLET	1	
10	65842-94401	.TUBE, FUEL FILTER	1	
11	09401-10412	.CLIP	1	
12	65781-98500	.CLIP, FUEL HOSE	4	
13	65700-94433	HOSE, FUEL	1	KEROSENE
14	65750-94404	.SOCKET, FUEL HOSE	1	
15	65781-98500	.CLIP, FUEL HOSE	2	
16	65830-95500	.FILTER	1	
17	65842-94401	.TUBE, FUEL FILTER	1	
18	09401-10412	.CLIP	1	
19	65763-95L00	SPACER, FUEL CONNECTOR PLUG	1	GASOLINE

FIG.432A

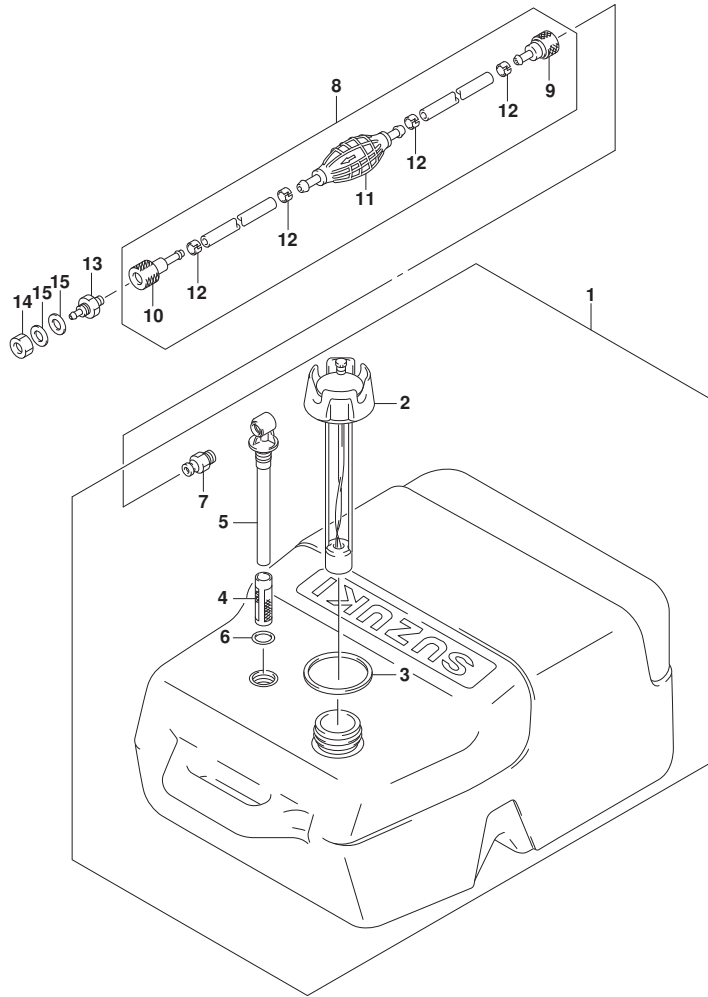


FIG.432A (2-C-15) FUEL TANK (RESIN:25L) (DT9.9A P40)

REF NO.	PART NO.	DESCRIPTION	Q'TY	REMARKS
1	65000-95D01	TANK ASSY, FUEL (25L)	1	
2	65520-95D01	.CAP ASSY, FUEL TANK	1	
3	65561-95D00	.GASKET, TANK CAP	1	
4	65831-95D00	.FILTER, OUTLET	1	
5	65890-95D00	.OUTLET ASSY	1	
6	65892-95D00	.O RING, FUEL OUTLET	1	
7	65740-95D01	.PLUG, FUEL CONNECTOR	1	
8	65700-87DL0	HOSE, FUEL (TANK TO CONNECTOR)	1	
9	65750-955L0	.SOCKET, FUEL HOSE	1	
10	65750-98505	.SOCKET, FUEL HOSE	1	
11	65770-87DL0	.PUMP, SQUEEZE	1	
12	65781-98500	.CLIP	4	
13	65720-985L1	PLUG, FUEL CONNECTOR	1	
14	09140-10032	NUT	1	
15	09160-10159	WASHER (10X18X1)	2	

FIG.432B

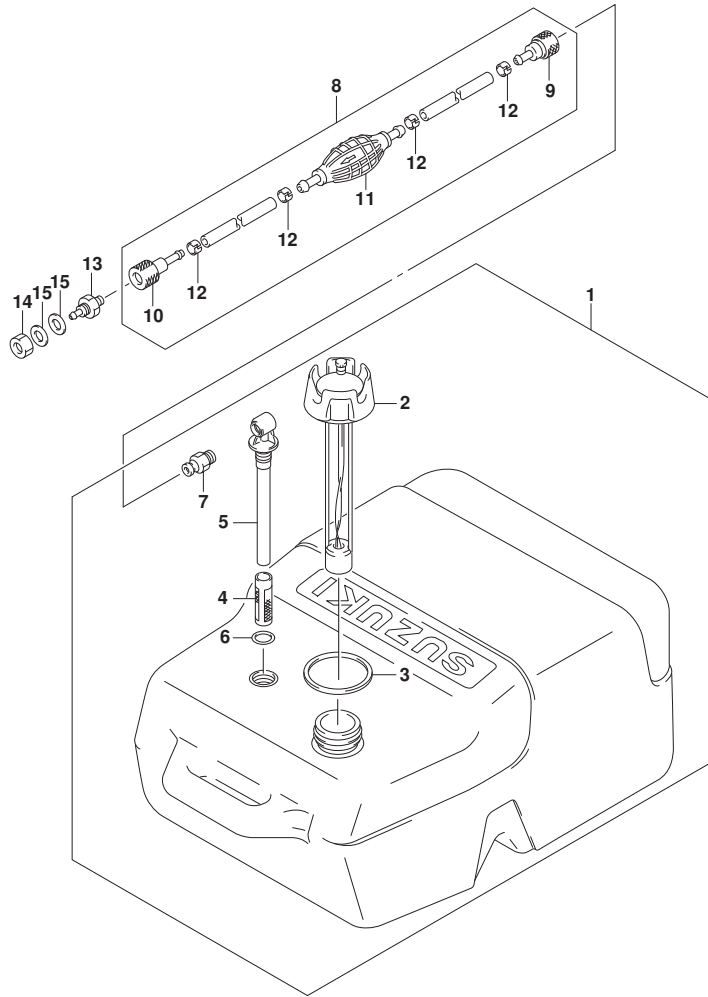


FIG.432B (2-D-2) FUEL TANK (RESIN:25L) (DT9.9A P36)

REF NO.	PART NO.	DESCRIPTION	Q'TY	REMARKS
1	65000-95D01	TANK ASSY, FUEL (25L)	1	
2	65520-95D01	.CAP ASSY, FUEL TANK	1	
3	65561-95D00	.GASKET, TANK CAP	1	
4	65831-95D00	.FILTER, OUTLET	1	
5	65890-95D00	.OUTLET ASSY	1	
6	65892-95D00	.O RING, FUEL OUTLET	1	
7	65740-95D01	.PLUG, FUEL CONNECTOR	1	
8	65700-87DL0	HOSE, FUEL (TANK TO CONNECTOR)	1	
9	65750-955L0	.SOCKET, FUEL HOSE	1	
10	65750-98505	.SOCKET, FUEL HOSE	1	
11	65770-87DL0	.PUMP, SQUEEZE	1	
12	65781-98500	.CLIP	4	
13	65720-985L1	PLUG, FUEL CONNECTOR	1	
14	09140-10032	NUT	1	
15	09160-10159	WASHER (10X18X1)	2	

FIG.432C

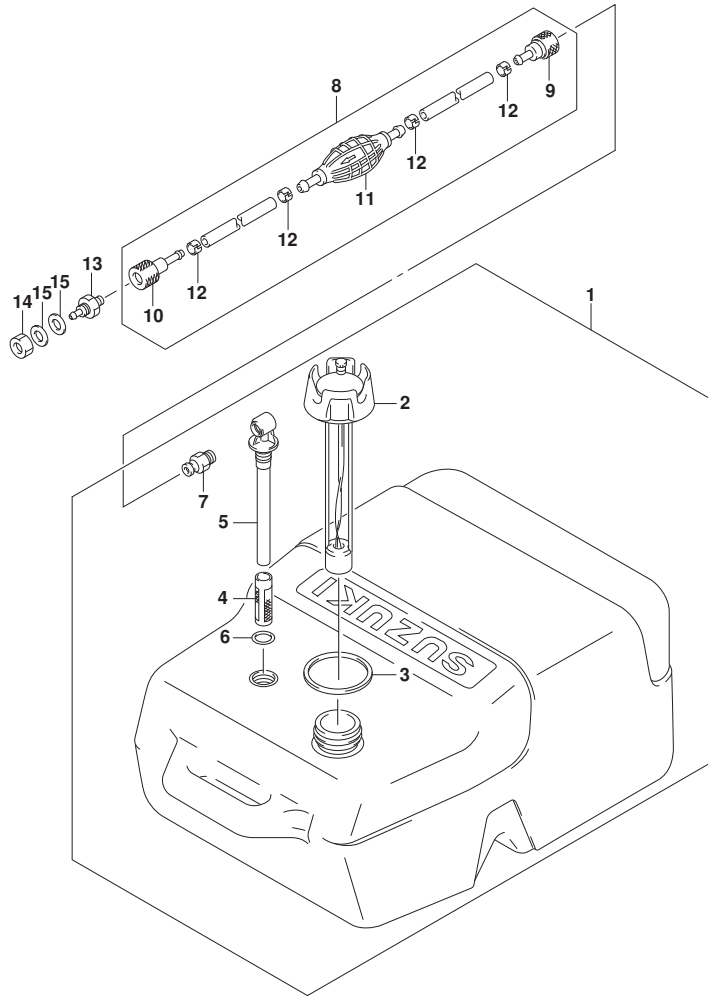


FIG.432C (2-D-3) FUEL TANK (RESIN:25L) (DT9.9A P81)

REF NO.	PART NO.	DESCRIPTION	Q'TY	REMARKS
1	65000-95D01	TANK ASSY, FUEL (25L)	1	
2	65520-95D01	.CAP ASSY, FUEL TANK	1	
3	65561-95D00	.GASKET, TANK CAP	1	
4	65831-95D00	.FILTER, OUTLET	1	
5	65890-95D00	.OUTLET ASSY	1	
6	65892-95D00	.O RING, FUEL OUTLET	1	
7	65740-95D01	.PLUG, FUEL CONNECTOR	1	
8	65700-87DL0	HOSE, FUEL (TANK TO CONNECTOR)	1	
9	65750-955L0	.SOCKET, FUEL HOSE	1	
10	65750-98505	.SOCKET, FUEL HOSE	1	
11	65770-87DL0	.PUMP, SQUEEZE	1	
12	65781-98500	.CLIP	4	
13	65720-985L1	PLUG, FUEL CONNECTOR	1	
14	09140-10032	NUT	1	
15	09160-10159	WASHER (10X18X1)	2	

FIG.432D

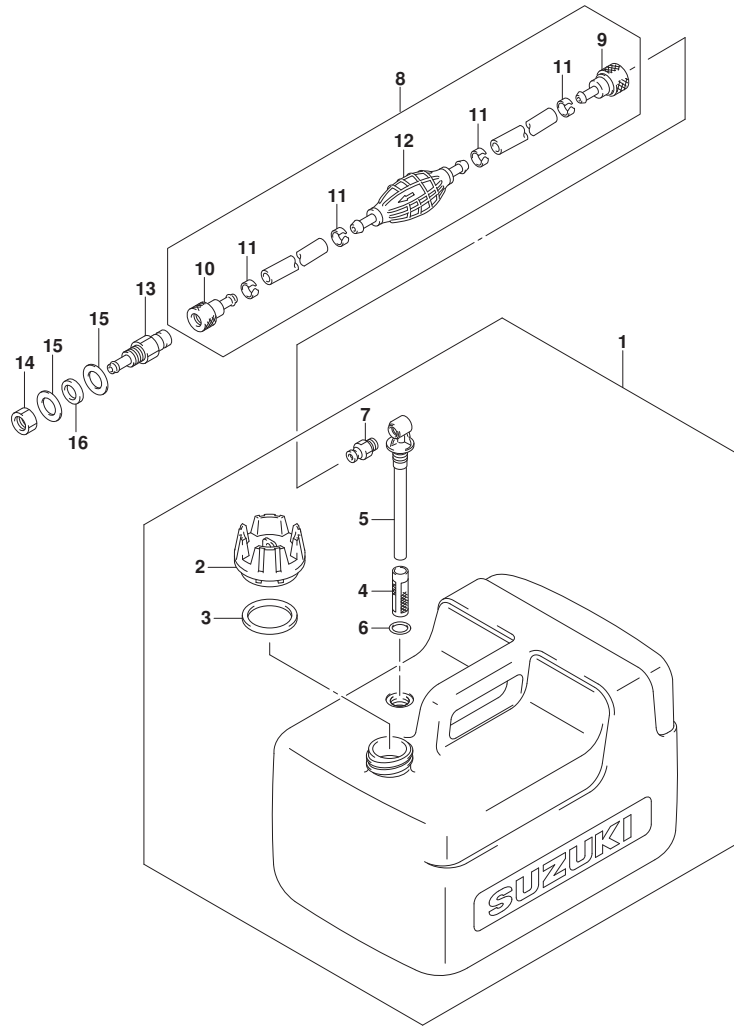


FIG.432D (2-D-4) FUEL TANK (RESIN:12L) (DT9.9AK P40)

REF NO.	PART NO.	DESCRIPTION	Q'TY	REMARKS
1	65000-99100	TANK ASSY, FUEL (12L)	1	GASOLINE
2	65520-99100	.CAP ASSY, FUEL TANK	1	GASOLINE
3	65561-95D00	.GASKET, TANK CAP	1	GASOLINE
4	65831-95D00	.FILTER, OUTLET	1	GASOLINE
5	65890-99100	.OUTLET	1	GASOLINE
6	65892-95D00	.O RING	1	GASOLINE
7	65740-99100	.PLUG, FUEL CONNECTOR	1	GASOLINE
8	65700-95D04	HOSE, FUEL	1	GASOLINE
9	65750-955L0	.SOCKET, FUEL HOSE (IN)	1	GASOLINE
10	65750-98505	.SOCKET, FUEL HOSE (OUT)	1	GASOLINE
11	65781-98500	.CLIP	4	GASOLINE
12	65770-99J01	.PUMP, SQUEEZE	1	GASOLINE
13	65720-955L0	PLUG, FUEL CONNECTOR	1	GASOLINE
14	09140-12038	NUT	1	GASOLINE
15	09160-10159	WASHER (10X18X1)	2	GASOLINE
16	65763-95L00	SPACER, FUEL CONNECTOR PLUG	1	GASOLINE

FIG.432E

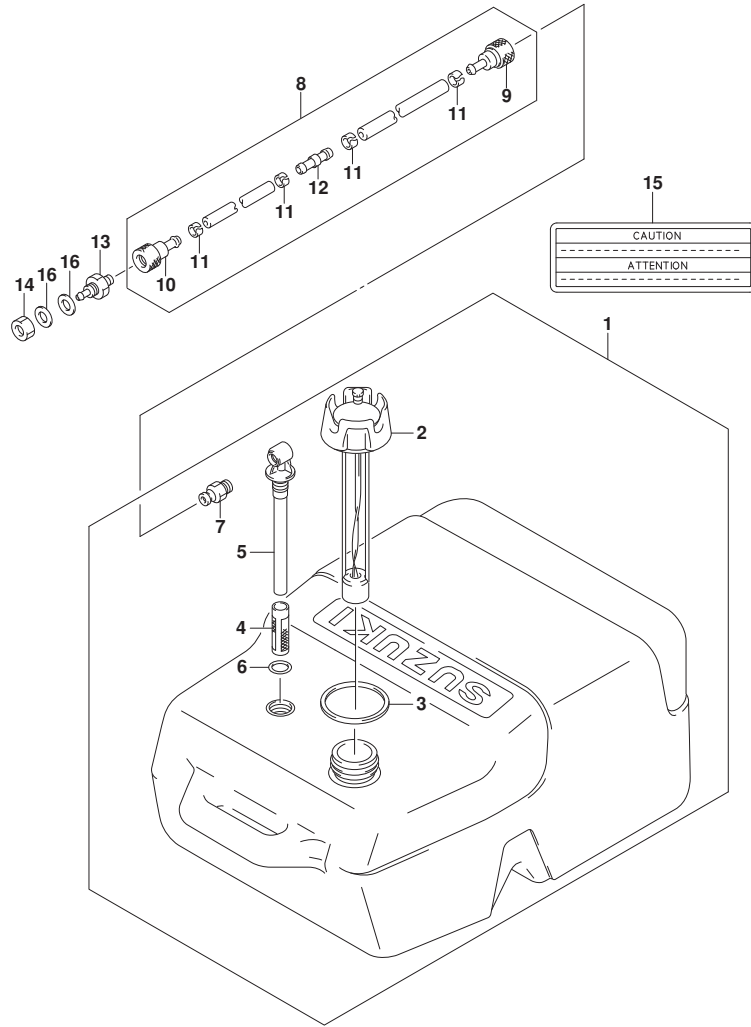


FIG.432E (2-D-5) FUEL TANK (RESIN:25L) (DT9.9AK P40)

REF NO.	PART NO.	DESCRIPTION	Q'TY	REMARKS
1	65000-95D01	TANK ASSY, FUEL (25L)	1	KEROSENE
2	65520-95D01	.CAP ASSY, FUEL TANK	1	KEROSENE
3	65561-95D00	.GASKET, TANK CAP	1	KEROSENE
4	65831-95D00	.FILTER, OUTLET	1	KEROSENE
5	65890-95D00	.OUTLET ASSY	1	KEROSENE
6	65892-95D00	.O RING, FUEL OUTLET	1	KEROSENE
7	65740-95D01	.PLUG, FUEL CONNECTOR	1	KEROSENE
8	65700-96362	HOSE, FUEL (K.TANK TO CONN)	1	KEROSENE
9	65750-955L0	.SOCKET, FUEL HOSE	1	KEROSENE
10	65750-98505	.SOCKET, FUEL HOSE	1	KEROSENE
11	65781-98500	.CLIP	4	KEROSENE
12	65779-93900	.UNION, FUEL HOSE	1	KEROSENE
13	65720-985L1	PLUG, FUEL CONNECTOR	1	KEROSENE
14	09140-10032	NUT	1	KEROSENE
15	65318-93910	MARK, KEROSENE CAUTION	1	KEROSENE
16	09160-12067	WASHER (12.5X23X1)	2	KEROSENE

FIG.432F

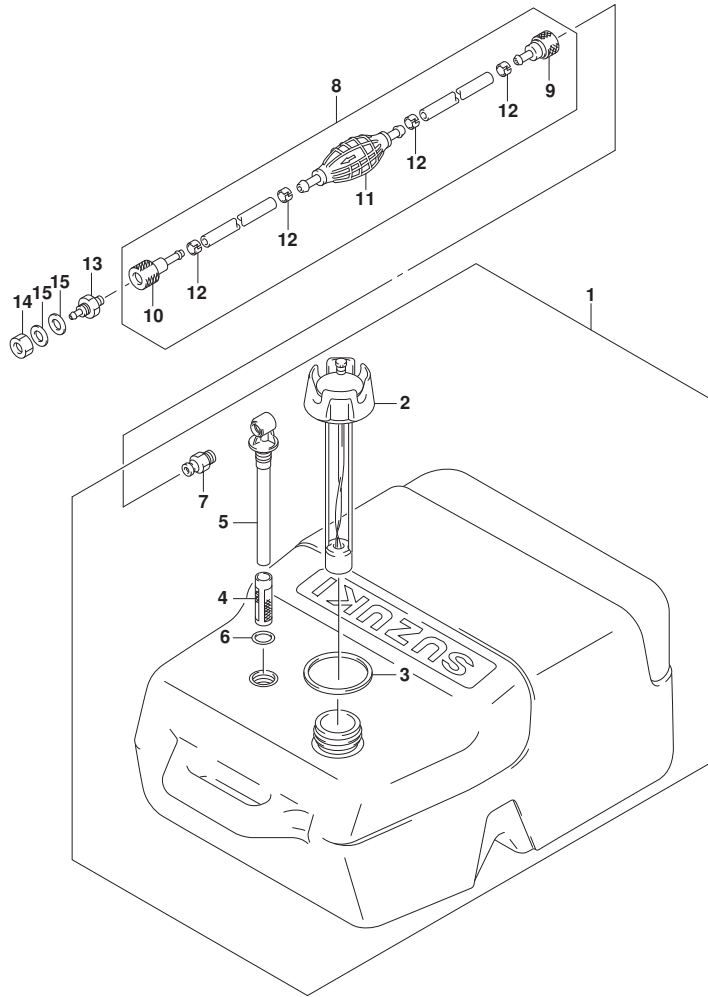


FIG.432F (2-D-6) FUEL TANK (RESIN:25L) (DT15A P40)

REF NO.	PART NO.	DESCRIPTION	Q'TY	REMARKS
1	65000-95D01	TANK ASSY, FUEL (25L)	1	
2	65520-95D01	.CAP ASSY, FUEL TANK	1	
3	65561-95D00	.GASKET, TANK CAP	1	
4	65831-95D00	.FILTER, OUTLET	1	
5	65890-95D00	.OUTLET ASSY	1	
6	65892-95D00	.O RING, FUEL OUTLET	1	
7	65740-95D01	.PLUG, FUEL CONNECTOR	1	
8	65700-87DL0	HOSE, FUEL (TANK TO CONNECTOR)	1	
9	65750-955L0	.SOCKET, FUEL HOSE	1	
10	65750-98505	.SOCKET, FUEL HOSE	1	
11	65770-87DL0	.PUMP, SQUEEZE	1	
12	65781-98500	.CLIP	4	
13	65720-985L1	PLUG, FUEL CONNECTOR	1	
14	09140-10032	NUT	1	
15	09160-10159	WASHER (10X18X1)	2	

FIG.432G

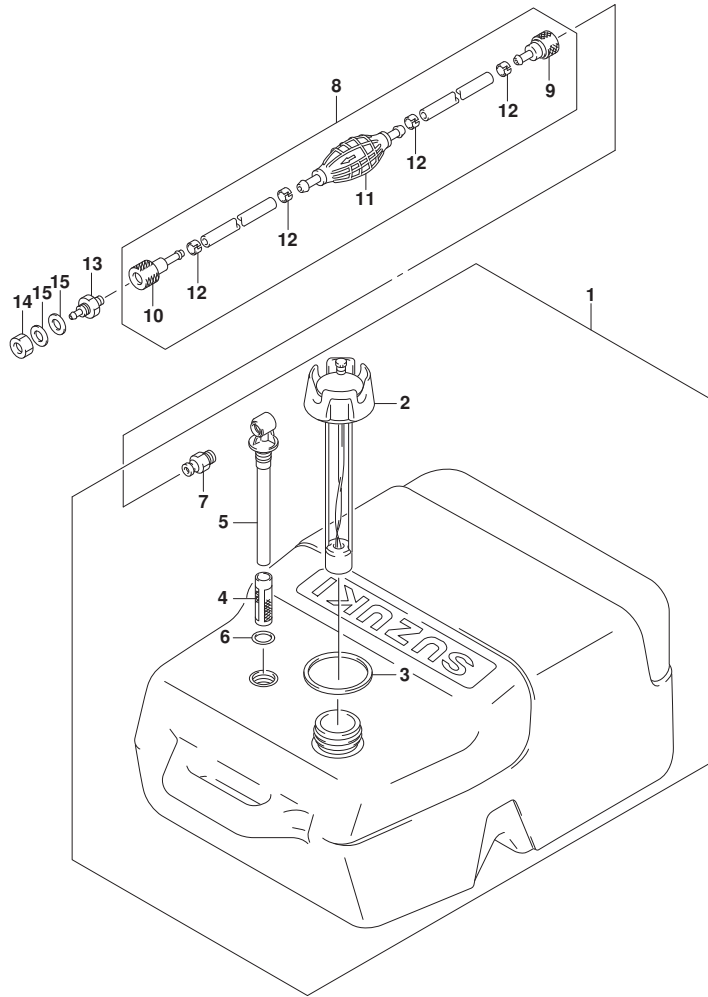


FIG.432G (2-D-7) FUEL TANK (RESIN:25L) (DT15A P36)

REF NO.	PART NO.	DESCRIPTION	Q'TY	REMARKS
1	65000-95D01	TANK ASSY, FUEL (25L)	1	
2	65520-95D01	.CAP ASSY, FUEL TANK	1	
3	65561-95D00	.GASKET, TANK CAP	1	
4	65831-95D00	.FILTER, OUTLET	1	
5	65890-95D00	.OUTLET ASSY	1	
6	65892-95D00	.O RING, FUEL OUTLET	1	
7	65740-95D01	.PLUG, FUEL CONNECTOR	1	
8	65700-87DL0	HOSE, FUEL (TANK TO CONNECTOR)	1	
9	65750-955L0	.SOCKET, FUEL HOSE	1	
10	65750-98505	.SOCKET, FUEL HOSE	1	
11	65770-87DL0	.PUMP, SQUEEZE	1	
12	65781-98500	.CLIP	4	
13	65720-985L1	PLUG, FUEL CONNECTOR	1	
14	09140-10032	NUT	1	
15	09160-10159	WASHER (10X18X1)	2	

FIG.432H

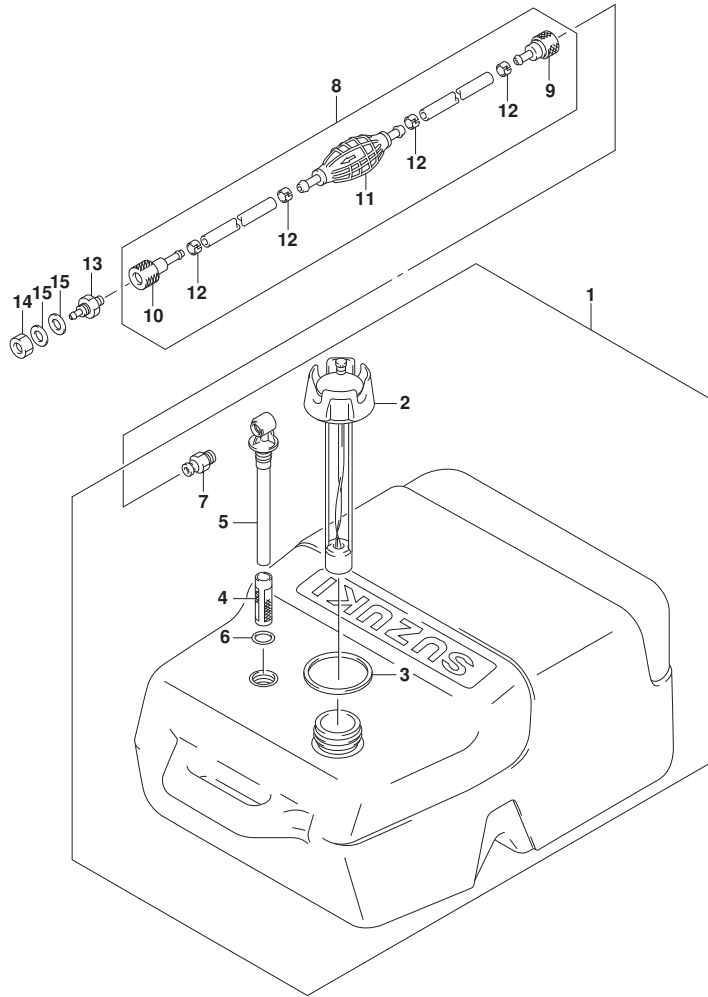


FIG.432H (2-D-8) FUEL TANK (RESIN:25L) (DT15A P81)

REF NO.	PART NO.	DESCRIPTION	Q'TY	REMARKS
1	65000-95D01	TANK ASSY, FUEL (25L)	1	
2	65520-95D01	.CAP ASSY, FUEL TANK	1	
3	65561-95D00	.GASKET, TANK CAP	1	
4	65831-95D00	.FILTER, OUTLET	1	
5	65890-95D00	.OUTLET ASSY	1	
6	65892-95D00	.O RING, FUEL OUTLET	1	
7	65740-95D01	.PLUG, FUEL CONNECTOR	1	
8	65700-87DL0	HOSE, FUEL (TANK TO CONNECTOR)	1	
9	65750-955L0	.SOCKET, FUEL HOSE	1	
10	65750-98505	.SOCKET, FUEL HOSE	1	
11	65770-87DL0	.PUMP, SQUEEZE	1	
12	65781-98500	.CLIP	4	
13	65720-985L1	PLUG, FUEL CONNECTOR	1	
14	09140-10032	NUT	1	
15	09160-10159	WASHER (10X18X1)	2	

FIG.444A

FIG.444A (2-D-9) TILLER HANDLE (DT9.9A P40)

REF NO.	PART NO.	DESCRIPTION	Q'TY	REMARKS
1	63121-95L10-0EP	COVER, TILLER HANDLE (BLACK)	1	
2	09116-08151	BOLT (8X30)	2	
3	63114-94300	SPACER, HANDLE COVER	1	
4	63115-96310	SPACER	1	
5	63115-95L00	BUSH, TILLER HANDLE	1	
6	63610-91L00	CABLE ASSY, THROTTLE	2	
7	63111-95L20-0EP	HANDLE, TILLER (BLACK)	1	
8	09205-03038	SPRING PIN (3X14)	1	
9	63220-91L00	ROD, HANDLE	1	
10	63240-95L00	KNOB, THROTTLE ADJUSTER	1	
11	63228-92DL0	SUPPORT, HANDLE ROD	1	
12	63241-95L01	ADJUSTER, HANDLE GRIP	1	
13	09385-04004	CLIP	1	
14	09125-05046	SCREW (5X12)	2	
15	63225-93200	BUSH, HANDLE ROD	1	
16	09440-12027	SPRING	1	
17	63223-92D00	STOPPER, HANDLE ROD	1	
18	09126-06015	SCREW (6X23)	1	
19	63210-91J10	GRIP, HANDLE	1	
20	09163-06001	LOCK WASHER	1	
21	63215-93110	MARK, HANDLE	1	
22	63625-93900	GROMMET, THROTTLE CABLE	1	
23-1	63118-94300	SHIM (0.3)	1	
23-2	63118-94310	SHIM (0.5)	1	OPT

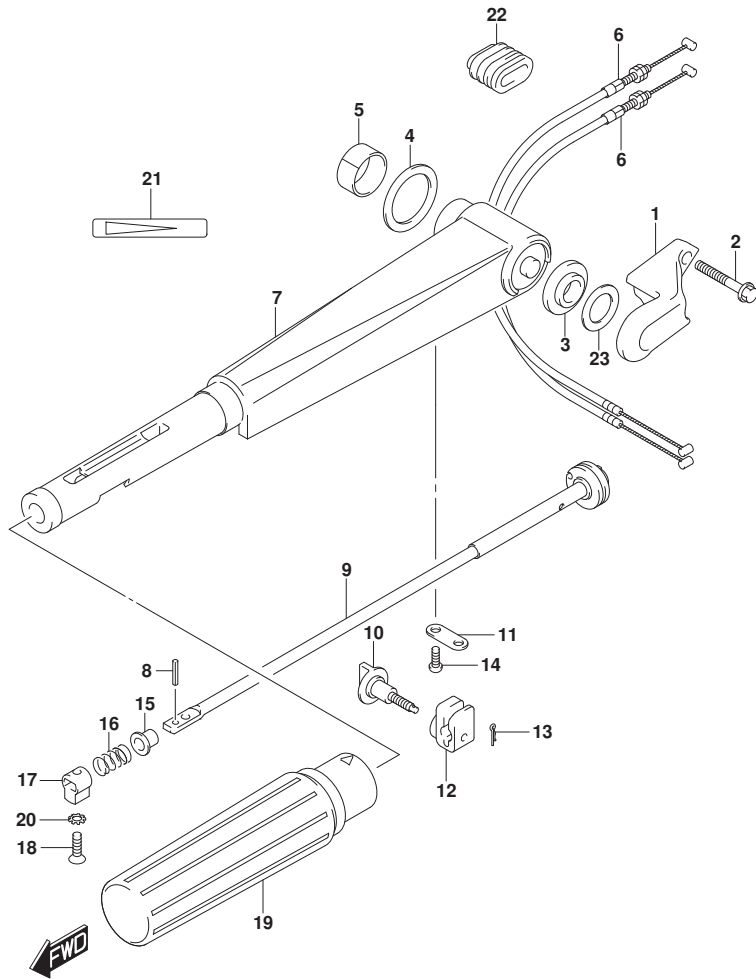


FIG.444B

FIG.444B (2-D-10) TILLER HANDLE (DT9.9A P36)

REF NO.	PART NO.	DESCRIPTION	Q'TY	REMARKS
1	63121-90L00-0EP	COVER, TILLER HANDLE (BLACK)	1	
2	09108-08300	STUD BOLT	2	
3	09140-08023-XC0	NUT	2	
4	29162-93J10	WASHER(8.2X21.5X3)	2	
5	63114-94300	SPACER, HANDLE COVER	1	
6	63115-96310	SPACER	1	
7	63610-91L00	CABLE ASSY, THROTTLE	2	
8	63111-95L10-0EP	HANDLE, TILLER (BLACK)	1	
9	09205-03038	SPRING PIN (3X14)	1	
10	63220-91L00	ROD, HANDLE	1	
11	63240-95L00	KNOB, THROTTLE ADJUSTER	1	
12	63228-92DL0	SUPPORT, HANDLE ROD	1	
13	63241-95L01	ADJUSTER, HANDLE GRIP	1	
14	09385-04004	CLIP	1	
15	09125-05046	SCREW (5X12)	2	
16	63225-93200	BUSH, HANDLE ROD	1	
17	09440-12027	SPRING	1	
18	63223-92D00	STOPPER, HANDLE ROD	1	
19	09126-06015	SCREW (6X23)	1	
20	63210-91J10	GRIP, HANDLE	1	
21	09163-06001	LOCK WASHER	1	
22	63215-93110	MARK, HANDLE	1	
23	63625-93900	GROMMET, THROTTLE CABLE	1	
24-1	63118-94300	SHIM (0.3)	1	
24-2	63118-94310	SHIM (0.5)	1	OPT

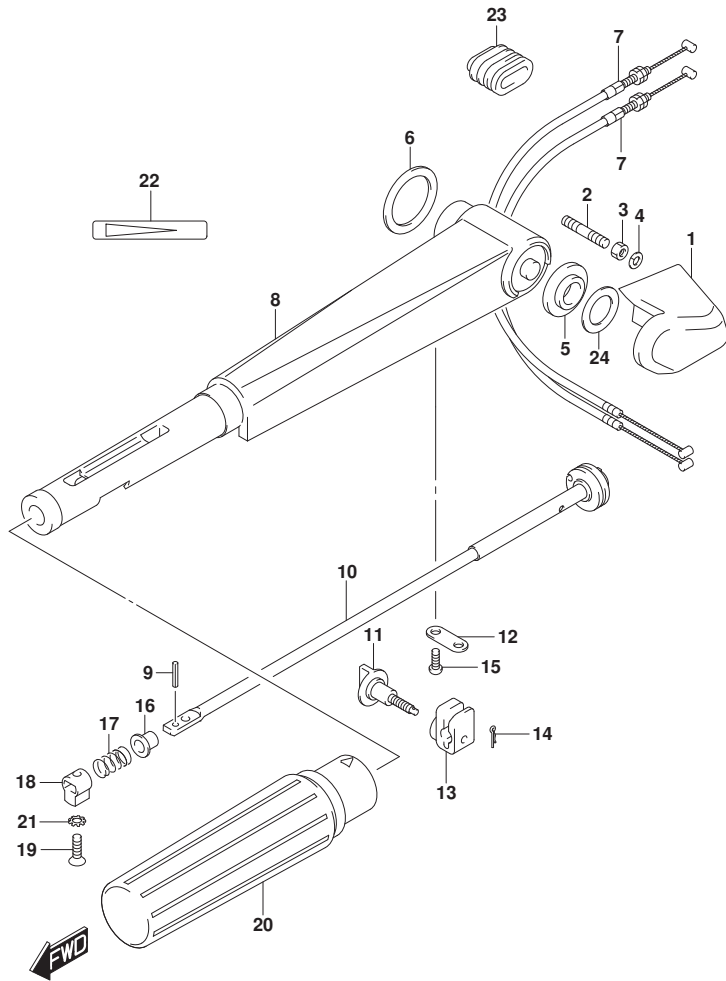


FIG.444C

FIG.444C (2-D-11) TILLER HANDLE (DT9.9A P81)

REF NO.	PART NO.	DESCRIPTION	Q'TY	REMARKS
1	63121-90L00-0EP	COVER, TILLER HANDLE (BLACK)	1	
2	09108-08300	STUD BOLT	2	
3	09140-08023-XC0	NUT	2	
4	29162-93J10	WASHER(8.2X21.5X3)	2	
5	63114-94300	SPACER, HANDLE COVER	1	
6	63115-96310	SPACER	1	
7	63610-91L00	CABLE ASSY, THROTTLE	2	
8	63111-95L10-0EP	HANDLE, TILLER (BLACK)	1	
9	09205-03038	SPRING PIN (3X14)	1	
10	63220-91L00	ROD, HANDLE	1	
11	63240-95L00	KNOB, THROTTLE ADJUSTER	1	
12	63228-92DL0	SUPPORT, HANDLE ROD	1	
13	63241-95L01	ADJUSTER, HANDLE GRIP	1	
14	09385-04004	CLIP	1	
15	09125-05046	SCREW (5X12)	2	
16	63225-93200	BUSH, HANDLE ROD	1	
17	09440-12027	SPRING	1	
18	63223-92D00	STOPPER, HANDLE ROD	1	
19	09126-06015	SCREW (6X23)	1	
20	63210-91J10	GRIP, HANDLE	1	
21	09163-06001	LOCK WASHER	1	
22	63215-93110	MARK, HANDLE	1	
23	63625-93900	GROMMET, THROTTLE CABLE	1	
24-1	63118-94300	SHIM (0.3)	1	
24-2	63118-94310	SHIM (0.5)	1	OPT

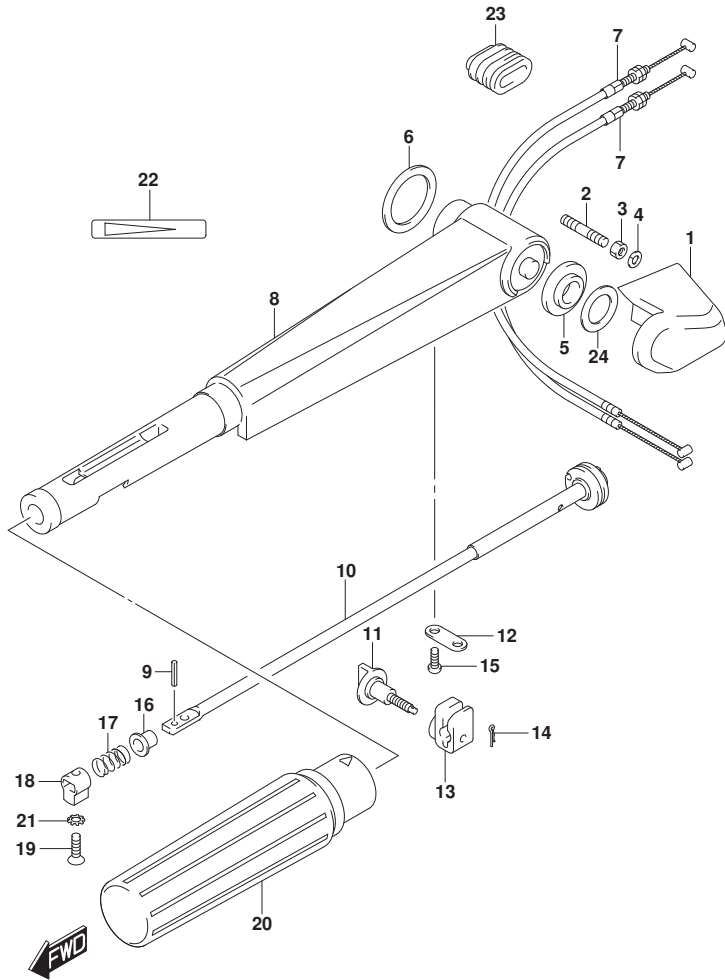


FIG.444D

FIG.444D (2-D-12) TILLER HANDLE (DT9.9AK P40)

REF NO.	PART NO.	DESCRIPTION	Q'TY	REMARKS
1	63121-90L00-0EP	COVER, TILLER HANDLE (BLACK)	1	
2	09108-08300	STUD BOLT	2	
3	09140-08023-XC0	NUT	2	
4	29162-93J10	WASHER(8.2X21.5X3)	2	
5	63114-94300	SPACER, HANDLE COVER	1	
6	63115-96310	SPACER	1	
7	63610-91L00	CABLE ASSY, THROTTLE	2	
8	63111-95L10-0EP	HANDLE, TILLER (BLACK)	1	
9	09205-03038	SPRING PIN (3X14)	1	
10	63220-91L00	ROD, HANDLE	1	
11	63240-95L00	KNOB, THROTTLE ADJUSTER	1	
12	63228-92DL0	SUPPORT, HANDLE ROD	1	
13	63241-95L01	ADJUSTER, HANDLE GRIP	1	
14	09385-04004	CLIP	1	
15	09125-05046	SCREW (5X12)	2	
16	63225-93200	BUSH, HANDLE ROD	1	
17	09440-12027	SPRING	1	
18	63223-89J00	STOPPER, HANDLE ROD	1	
19	09126-06015	SCREW (6X23)	1	
20	63210-91J10	GRIP, HANDLE	1	
21	09163-06001	LOCK WASHER	1	
22	63215-93110	MARK, HANDLE	1	
23	63625-93900	GROMMET, THROTTLE CABLE	1	
24-1	63118-94300	SHIM (0.3)	1	
24-2	63118-94310	SHIM (0.5)	1	OPT

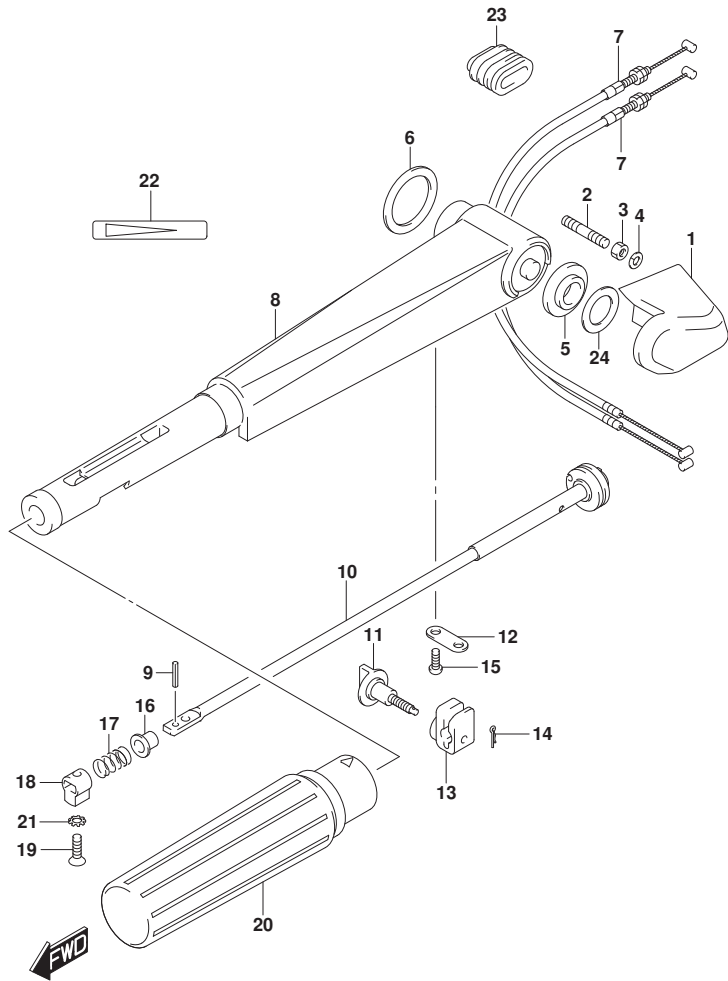


FIG.444F

FIG.444F (2-D-14) TILLER HANDLE (DT15A P40)

REF NO.	PART NO.	DESCRIPTION	Q'TY	REMARKS
1	63121-95L10-0EP	COVER, TILLER HANDLE (BLACK)	1	
2	09116-08151	BOLT (8X30)	2	
3	63114-94300	SPACER, HANDLE COVER	1	
4	63115-96310	SPACER	1	
5	63115-95L00	BUSH, TILLER HANDLE	1	
6	63610-91L00	CABLE ASSY, THROTTLE	2	
7	63111-95L20-0EP	HANDLE, TILLER (BLACK)	1	
8	09205-03038	SPRING PIN (3X14)	1	
9	63220-91L00	ROD, HANDLE	1	
10	63240-95L00	KNOB, THROTTLE ADJUSTER	1	
11	63228-92DL0	SUPPORT, HANDLE ROD	1	
12	63241-95L01	ADJUSTER, HANDLE GRIP	1	
13	09385-04004	CLIP	1	
14	09125-05046	SCREW (5X12)	2	
15	63225-93200	BUSH, HANDLE ROD	1	
16	09440-12027	SPRING	1	
17	63223-92D00	STOPPER, HANDLE ROD	1	
18	09126-06015	SCREW (6X23)	1	
19	63210-91J10	GRIP, HANDLE	1	
20	09163-06001	LOCK WASHER	1	
21	63215-93110	MARK, HANDLE	1	
22	63625-93900	GROMMET, THROTTLE CABLE	1	
23-1	63118-94300	SHIM (0.3)	1	
23-2	63118-94310	SHIM (0.5)	1	OPT

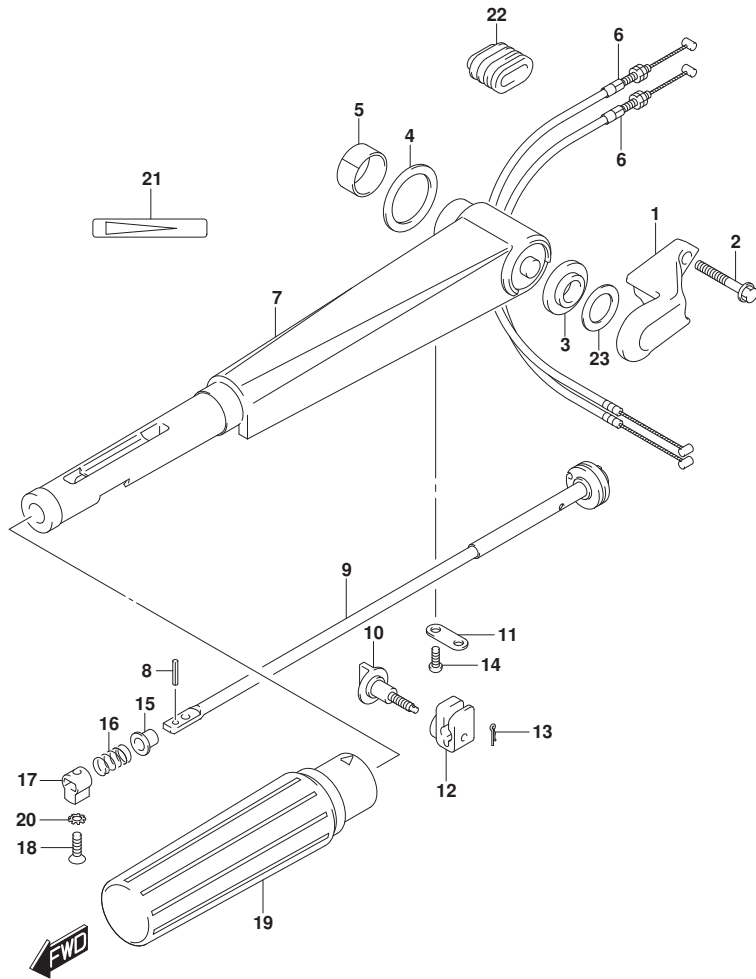


FIG.444G

FIG.444G (2-D-15) TILLER HANDLE (DT15A P36)

REF NO.	PART NO.	DESCRIPTION	Q'TY	REMARKS
1	63121-90L00-0EP	COVER, TILLER HANDLE (BLACK)	1	
2	09108-08300	STUD BOLT	2	
3	09140-08023-XC0	NUT	2	
4	29162-93J10	WASHER(8.2X21.5X3)	2	
5	63114-94300	SPACER, HANDLE COVER	1	
6	63115-96310	SPACER	1	
7	63610-91L00	CABLE ASSY, THROTTLE	2	
8	63111-95L10-0EP	HANDLE, TILLER (BLACK)	1	
9	09205-03038	SPRING PIN (3X14)	1	
10	63220-91L00	ROD, HANDLE	1	
11	63240-95L00	KNOB, THROTTLE ADJUSTER	1	
12	63228-92DL0	SUPPORT, HANDLE ROD	1	
13	63241-95L01	ADJUSTER, HANDLE GRIP	1	
14	09385-04004	CLIP	1	
15	09125-05046	SCREW (5X12)	2	
16	63225-93200	BUSH, HANDLE ROD	1	
17	09440-12027	SPRING	1	
18	63223-92D00	STOPPER, HANDLE ROD	1	
19	09126-06015	SCREW (6X23)	1	
20	63210-91J10	GRIP, HANDLE	1	
21	09163-06001	LOCK WASHER	1	
22	63215-93110	MARK, HANDLE	1	
23	63625-93900	GROMMET, THROTTLE CABLE	1	
24-1	63118-94300	SHIM (0.3)	1	
24-2	63118-94310	SHIM (0.5)	1	OPT

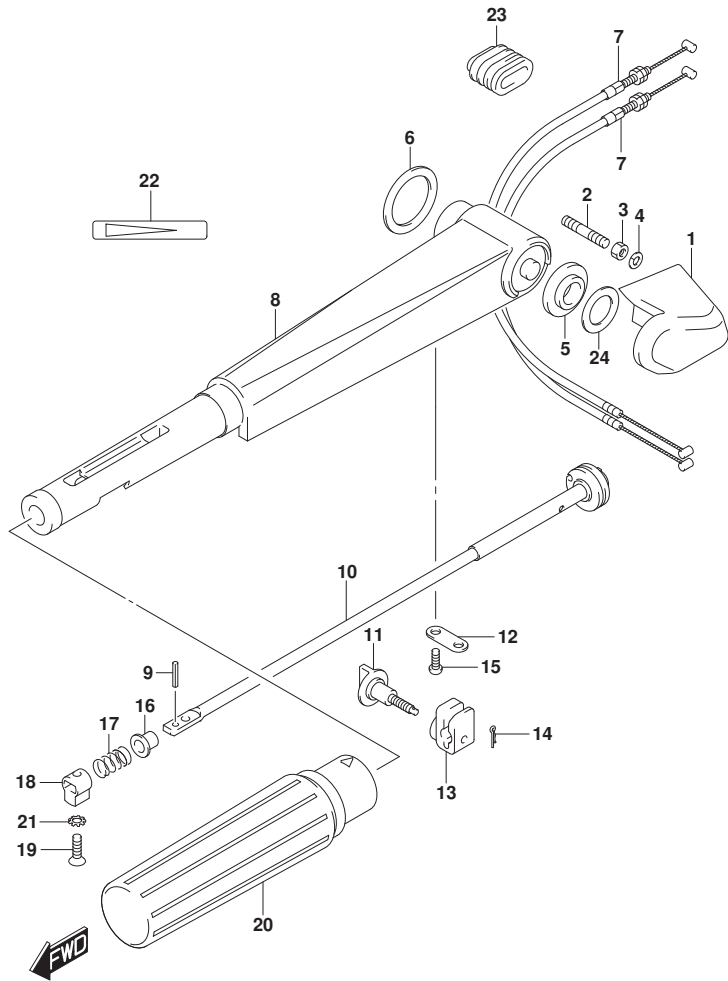


FIG.444H

FIG.444H (2-E-2) TILLER HANDLE (DT15A P81)

REF NO.	PART NO.	DESCRIPTION	Q'TY	REMARKS
1	63121-90L00-0EP	COVER, TILLER HANDLE (BLACK)	1	
2	09108-08300	STUD BOLT	2	
3	09140-08023-XC0	NUT	2	
4	29162-93J10	WASHER(8.2X21.5X3)	2	
5	63114-94300	SPACER, HANDLE COVER	1	
6	63115-96310	SPACER	1	
7	63610-91L00	CABLE ASSY, THROTTLE	2	
8	63111-95L10-0EP	HANDLE, TILLER (BLACK)	1	
9	09205-03038	SPRING PIN (3X14)	1	
10	63220-91L00	ROD, HANDLE	1	
11	63240-95L00	KNOB, THROTTLE ADJUSTER	1	
12	63228-92DL0	SUPPORT, HANDLE ROD	1	
13	63241-95L01	ADJUSTER, HANDLE GRIP	1	
14	09385-04004	CLIP	1	
15	09125-05046	SCREW (5X12)	2	
16	63225-93200	BUSH, HANDLE ROD	1	
17	09440-12027	SPRING	1	
18	63223-92D00	STOPPER, HANDLE ROD	1	
19	09126-06015	SCREW (6X23)	1	
20	63210-91J10	GRIP, HANDLE	1	
21	09163-06001	LOCK WASHER	1	
22	63215-93110	MARK, HANDLE	1	
23	63625-93900	GROMMET, THROTTLE CABLE	1	
24-1	63118-94300	SHIM (0.3)	1	
24-2	63118-94310	SHIM (0.5)	1	OPT

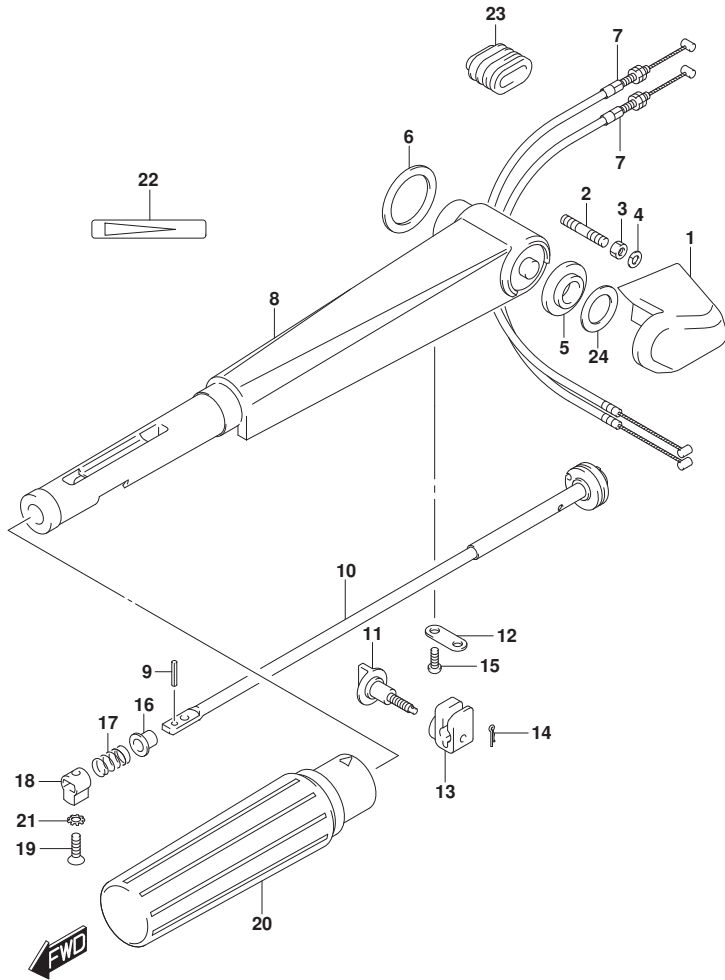


FIG.444J

FIG.444J (2-E-3) TILLER HANDLE (DT15AK P36)

REF NO.	PART NO.	DESCRIPTION	Q'TY	REMARKS
1	63121-90L00-0EP	COVER, TILLER HANDLE (BLACK)	1	
2	09108-08300	STUD BOLT	2	
3	09140-08023-XC0	NUT	2	
4	29162-93J10	WASHER(8.2X21.5X3)	2	
5	63114-94300	SPACER, HANDLE COVER	1	
6	63115-96310	SPACER	1	
7	63610-91L00	CABLE ASSY, THROTTLE	2	
8	63111-95L10-0EP	HANDLE, TILLER (BLACK)	1	
9	09205-03038	SPRING PIN (3X14)	1	
10	63220-91L00	ROD, HANDLE	1	
11	63240-95L00	KNOB, THROTTLE ADJUSTER	1	
12	63228-92DL0	SUPPORT, HANDLE ROD	1	
13	63241-95L01	ADJUSTER, HANDLE GRIP	1	
14	09385-04004	CLIP	1	
15	09125-05046	SCREW (5X12)	2	
16	63225-93200	BUSH, HANDLE ROD	1	
17	09440-12027	SPRING	1	
18	63223-89J00	STOPPER, HANDLE ROD	1	
19	09126-06015	SCREW (6X23)	1	
20	63210-91J10	GRIP, HANDLE	1	
21	09163-06001	LOCK WASHER	1	
22	63215-93110	MARK, HANDLE	1	
23	63625-93900	GROMMET, THROTTLE CABLE	1	
24-1	63118-94300	SHIM (0.3)	1	
24-2	63118-94310	SHIM (0.5)	1	OPT

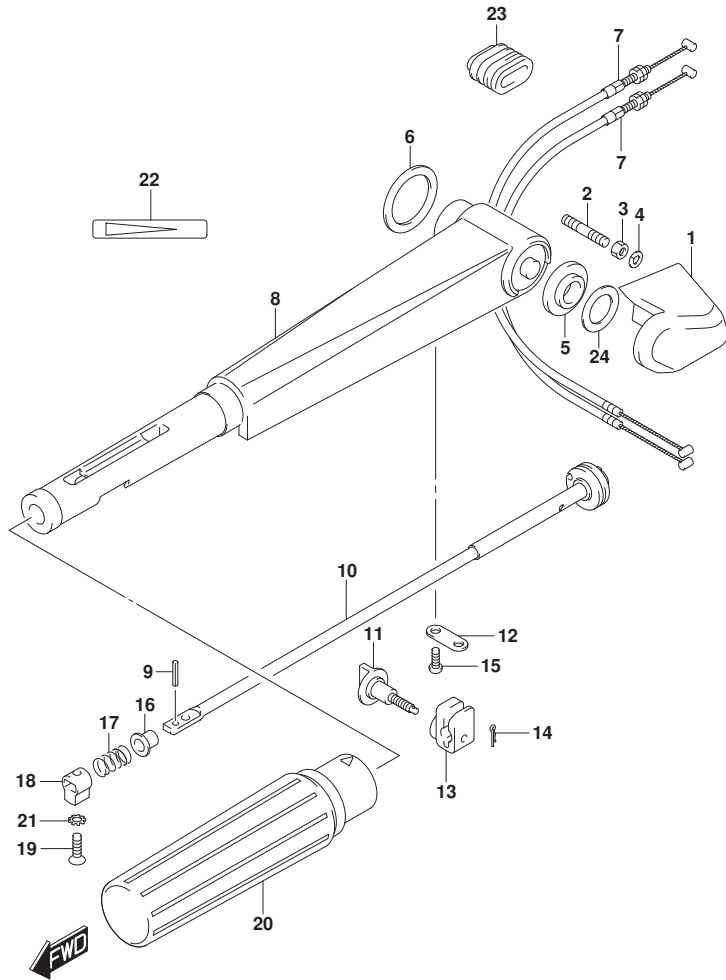


FIG.551A

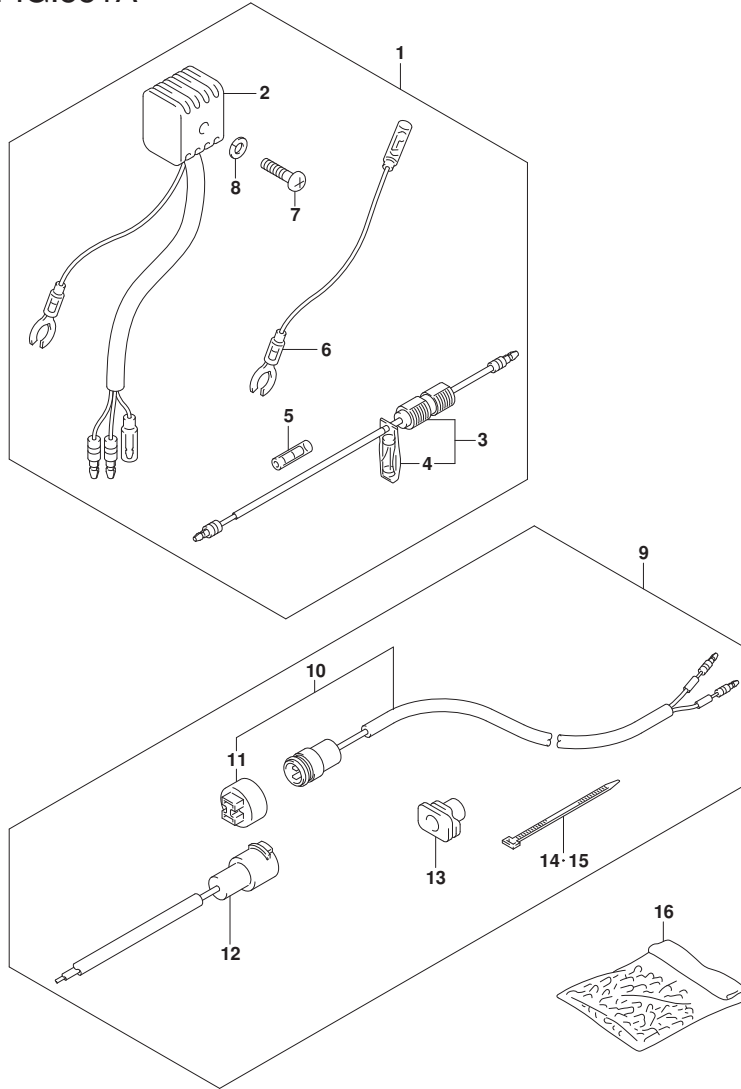


FIG.551A (2-E-4) OPT:ELECTRICAL (1)

REF NO.	PART NO.	DESCRIPTION	Q'TY	REMARKS
1	32801-93903	RECTIFIER SET	1	
2	32800-95D01	.RECTIFIER	1	
3	36740-95253	.CASE, FUSE	1	
4	09481-20001	..FUSE (20A)	1	
5	37132-93700	.CONNECTOR, LEAD	1	
6	37801-98300	.LEAD, RECEPTACLE GROUND	1	
7	02142-05257	.SCREW	1	
8	08321-0105A	.LOCK WASHER	1	
9	39600-93910	RECEPTACLE SET	1	
10	39601-95D00	.RECEPTACLE ASSY, LIGHTING	1	
11	36634-93910	..CAP	1	
12	39602-93900	.PLUG ASSY, LIGHTING	1	
13	39603-94400	.GROMMET, RECEPTACLE	1	
14	09407-10403	.CLAMP (L:95)	1	
15	09407-25402	.CLAMP (L:250)	1	
16	36990-87D00	TERMINAL & SLEEVE SET	1	

FIG.552A

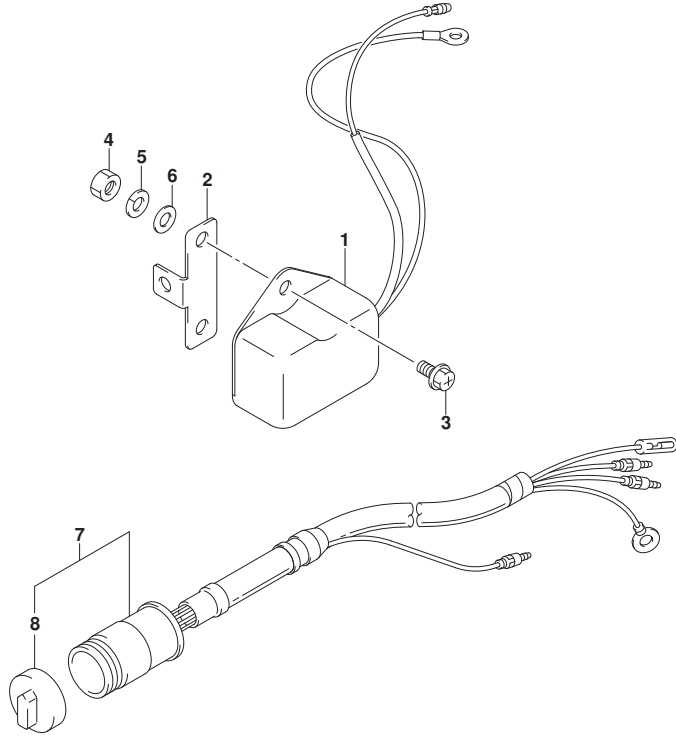


FIG.552A (2-E-5) OPT:ELECTRICAL (2)

REF NO.	PART NO.	DESCRIPTION	Q'TY	REMARKS
1	32500-95722	REGULATOR ASSY, VOLTAGE	1	
2	32590-93900	STAY, VOLTAGE	1	
3	02162-06127	SCREW	2	
4	08310-00067	NUT	2	
5	08321-01067	LOCK WASHER	2	
6	08322-01067	WASHER	2	
7	36630-93901	WIRING HARNESS ASSY	1	
8	36631-94300	.CAP	1	

FIG.560A

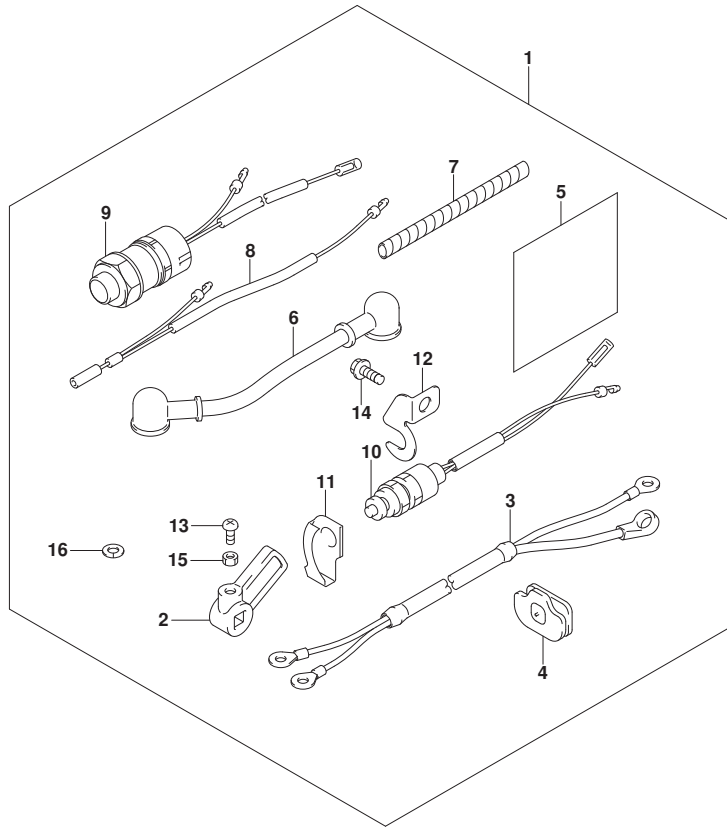


FIG.560A (2-E-6) OPT:STARTING MOTOR

REF NO.	PART NO.	DESCRIPTION	Q'TY	REMARKS
1	33800-95L02	SWITCH, STARTER/CABLE SET	1	
2	21313-93900	.ARM, ELECTRIC NSI	1	
3	33810-92D00	.CABLE, STARTER	1	
4	33811-96300	.GROMMET	1	
5	32916-92L00	.COVER, HARNESS	1	
6	33820-93900	.CABLE, PLUG TERM TO RELAY	1	
7	33833-91J00	.TUBE, 250	1	L:250->100
8	36610-93901	.WIRING HARNESS, ME	1	
9	37161-95L02	.SWITCH, STARTER	1	
10	37721-96354	.SWITCH, NEUTRAL	1	
11	37725-94302	.ACTUATOR, NEUTRAL SW	1	
12	37726-94402	.BRACKET, NEUTRAL SW	1	
13	02112-05167	.SCREW	1	
14	01550-06167	.BOLT	1	
15	08310-00057	.NUT	1	
16	08321-01067	.LOCK WASHER	1	

PART NO.	FIG.NO.-REF.NO.	PART NO.	FIG.NO.-REF.NO.	PART NO.	FIG.NO.-REF.NO.
10000		12100-90L00-050	116A-22		125H-3
		12110-90L00-0B0	116A-1		125J-3
		12140-90L00	116A-2	13152-90L20	125D-3
		12140-93140-050	116A-23		125E-3
		12151-93100	116A-3	13152-95L00	125A-3
11110-90L40	112A-1	12161-93902	116A-7		125B-3
	112B-1	12200-95L01	116A-6		125C-3
	112C-1	12211-93900	116A-8	13153-90L00	125A-2
	112F-1	12221-95L00	116A-11		125B-2
	112G-1	12231-95L01	116A-12		125C-2
	112H-1	12232-95L00	116A-13		125D-2
11110-90L50	112D-1	12240-95L00	116A-14		125E-2
	112E-1	12481-90L00	125A-5		125F-2
	112J-1		125B-5		125G-2
11141-93960	112A-2		125C-5		125H-2
	112B-2		125D-5		125J-2
	112C-2		125E-5	13200-91D21	128A-1
	112D-2		125F-5		128B-1
	112E-2		125G-5		128C-1
	112F-2		125H-5		128F-1
	112G-2		125J-5		128G-1
	112H-2	12485-93900	125A-11		128H-1
	112J-2		125B-11	13200-939B1	128E-1
11300-90L30	112A-4		125C-11	13200-939C1	128J-1
	112B-4		125D-11	13200-939H1	128D-1
	112C-4		125E-11	13235-91D00	128A-17
	112D-4		125F-11		128B-17
	112E-4		125G-11		128C-17
	112F-4		125H-11		128F-17
	112G-4		125J-11		128G-17
	112H-4	13125-91D00	125A-10		128H-17
	112J-4		125B-10	13235-93950	128D-10
11431-95L00	141A-5		125C-10		128E-10
	141B-5		125D-10		128J-10
	141C-5		125E-10	13245-98110	128A-9
	141D-5		125F-10		128B-9
	141E-5		125G-10		128C-9
	141F-5		125H-10		128F-9
	141G-5		125J-10		128G-9
	141H-5	13150-90L00	125F-1		128H-9
	141J-5		125G-1	13249-93900	128D-33
11433-90L00	141A-4		125H-1		128E-33
	141B-4		125J-1		128J-33
	141C-4	13150-90L20	125D-1	13250-98110	128A-6
	141D-4		125E-1		128B-6
	141E-4	13150-95L00	125A-1		128C-6
	141F-4		125B-1		128D-6
	141G-4		125C-1		128E-6
	141H-4	13152-90L00	125F-3		128F-6
	141J-4		125G-3		128G-6

PART NO.	FIG.NO.-REF.NO.	PART NO.	FIG.NO.-REF.NO.	PART NO.	FIG.NO.-REF.NO.
					128J-23
					128H-19
					128J-4
					128J-31
					128E-22
					128J-22
					128B-12
					128C-12
					128F-12
					128G-12
					128H-12
					128A-18
					128B-18
					128C-18
					128D-32
					128E-32
					128F-18
					128G-18
					128H-18
					128J-32
					128A-20
					128B-20
					128C-20
					128F-20
					128G-20
					128H-20
					128D-34
					128E-34
					128J-34
					128A-15
					128B-15
					128C-15
					128F-15
					128G-15
					128H-15
					128D-15
					128E-15
					128J-15
					128A-12
					125B-12
					125C-12
					125F-12
					125G-12
					125H-12
					125D-12
					125E-12
					125J-12
					125D-13
					125E-13
					125J-13
					125D-14

PART NO.	FIG.NO.-REF.NO.	PART NO.	FIG.NO.-REF.NO.	PART NO.	FIG.NO.-REF.NO.
13652-93950	125E-14	14151-90L00	112A-9	15211-91J00-125	128J-26
	125J-14		112B-9		146A-1
	128D-15		112C-9		146B-1
	128E-15		112D-9		146C-1
13661-93900	128J-15	14211-90L00	112E-9	15211-91J00-270	146F-1
	128A-3		112F-9		146G-1
	128B-3		112G-9		146H-1
	128C-3		112H-9		146A-2
13811-93950	128D-3	14213-93910	112J-9	15410-94350	146B-2
	128E-3		141A-1		146C-2
	128F-3		141B-1		146F-2
	128G-3		141C-1		146G-2
13812-93900	128H-3	15100-93911	141D-1	15410-94400	146H-2
	128J-3		141E-1		146I-2
	125A-7		141F-1		146J-2
	125B-7		141G-1		146K-2
14131-90L10	125C-7	15100-93911	141H-1	15410-94400	146L-2
	125D-7		141I-1		146M-2
	125E-7		141J-1		146N-2
	125F-7		141A-2		146O-2
14141-90L10	125G-7	15100-93911	141B-2	15413-87D10	146P-2
	125H-7		141C-2		146Q-2
	125J-7		141D-2		146R-2
	125A-8		141E-2		146S-2
14131-90L10	125B-8	15100-93911	141F-2	15430-87D10	146T-2
	125C-8		141G-2		146U-2
	125D-8		141H-2		146V-2
	125E-8		141I-2		146W-2
14131-90L10	125F-8	15100-93951	128A-14	15430-87D10	146X-2
	125G-8		128B-14		146Y-2
	125H-8		128C-14		146Z-2
	125J-8		128D-14		147A-2
14131-90L10	112A-10	15100-93951	128E-14	15430-87D10	147B-2
	112B-10		128F-14		147C-2
	112C-10		128G-14		147D-2
	112D-10		128H-14		147E-2
14131-90L10	112E-10	15100-93951	128J-14	15430-87D10	147F-2
	112F-10		128I-14		147G-2
	112G-10		128K-14		147H-2
	112H-10		128L-14		147I-2
14141-90L10	112J-10	15170-93911	128M-14	17400-90L01	147J-2
	112A-11		128N-15		147K-2
	112B-11		128O-15		147L-2
	112C-11		128P-15		147M-2
14141-90L10	112D-11	15170-93951	128Q-15	17400-90L01	147N-2
	112E-11		128R-15		147O-2
	112F-11		128S-15		147P-2
	112G-11		128T-15		147Q-2
14141-90L10	112H-11	15170-93951	128U-15	17400-90L01	147R-2
	112J-11		128V-15		147S-2
	112A-12		128W-15		147T-2
	112B-12		128X-15		147U-2

PART NO.	FIG.NO.-REF.NO.	PART NO.	FIG.NO.-REF.NO.	PART NO.	FIG.NO.-REF.NO.
17411-94J00	160H-20	17473-94J00	160D-5	17564-93900	160A-9
	160J-20		160E-5		160B-9
	160A-1		160F-5		160C-9
	160B-1		160G-5		160D-9
17413-94J10	160C-1	17561-90L00	160H-5	17631-99J20	160E-9
	160D-1		160J-5		160F-9
	160E-1		160A-6		160G-9
	160F-1		160B-6		160H-9
17417-93910	160G-1	17561-90L10	160C-6	17632-99J30	160J-9
	160H-1		160D-6		160A-10
	160J-1		160E-6		160B-10
	160A-2		160F-6		160C-10
17461-939M0	160B-2	17563-93900	160G-6	17670-93953	160D-10
	160C-2		160H-6		160E-10
	160D-2		160J-6		160F-10
	160E-2		160A-7-2		160G-10
17471-99J10	160F-2	17563-93900	160B-7-2	17670-94402	160H-10
	160G-2		160C-7-2		160J-10
	160H-2		160D-7		160A-11
	160J-2		160E-7-2		160B-11
17472-90L00	160A-18	17685-91D00	160F-7-2	17681-90L10	160C-11
	160B-18		160G-7-2		160D-11
	160C-18		160H-7-2		160E-11
	160D-18		160J-7-2		160F-11
17472-90L00	160E-18	17685-91D00	160A-7-1	17685-91D00	160G-11
	160F-18		160B-7-1		160H-11
	160G-18		160C-7-1		160J-11
	160H-18		160E-7-1		112D-16
17472-90L00	160J-18	17685-91D00	160F-7-1	17685-91D00	112E-16
	160A-3		160G-7-1		112A-16
	160B-3		160H-7-1		112B-16
	160C-3		160J-7-1		112C-16
17472-90L00	160D-3	17685-91D00	160A-19	17685-91D00	112F-16
	160E-3		160B-19		112G-16
	160F-3		160C-19		112H-16
	160G-3		160D-19		112J-16
17472-90L00	160H-3	17685-91D00	160E-19	17685-91D00	112A-13
	160J-3		160F-19		112B-13
	160A-4		160G-19		112C-13
	160B-4		160H-19		112D-13
17472-90L00	160C-4	17685-91D00	160J-19	17685-91D00	112E-13
	160D-4		160A-8		112F-13
	160E-4		160B-8		112G-13
	160F-4		160C-8		112H-13
17472-90L00	160G-4	17685-91D00	160D-8	17685-91D00	112J-13
	160H-4		160E-8		112A-14
	160J-4		160F-8		112B-14
	160A-5		160G-8		112C-14
17472-90L00	160B-5	17685-91D00	160H-8	17685-91D00	112D-14
	160C-5		160J-8		112E-14

PART NO.	FIG.NO.-REF.NO.	PART NO.	FIG.NO.-REF.NO.	PART NO.	FIG.NO.-REF.NO.
	112F-14		166F-3		208D-7
	112G-14		166G-3		208E-7
	112H-14		166H-3		208F-7
	112J-14		166J-3		208G-7
18100-90L10	167A-1	19812-95L00	166A-4		208H-7
18121-94JL0	167A-2		166B-4		208J-7
18130-93E01	167A-3		166C-4	21131-96010	420A-7
18132-89L00	167A-5		166D-4		420B-7
18142-93E00	167A-4		166E-4		420C-7
18210-95L00	167A-6		166F-4		420D-7
18280-93E00	167A-7		166G-4		420E-7
18290-90L00	167A-9		166H-4		420F-7
18498-94JL0-230	146A-8		166J-4		420G-7
	146B-8				420H-7
	146C-8				420J-7
	146F-8			21221-95L00	208A-4
	146G-8				208B-4
19121-90L01	146H-8	20000			208C-4
	166A-1				208D-4
	166B-1				208E-4
	166C-1	21110-90L01	208A-1		208F-4
	166D-1		208B-1		208G-4
	166E-1		208C-1		208H-4
	166F-1		208D-1		208J-4
	166G-1		208E-1		319A-7
	166H-1		208F-1		319B-7
	166J-1		208G-1		319C-7
19132-94501	166A-12		208H-1		319D-7
	166B-12		208J-1		319E-7
	166C-12	21117-95L00	412A-18		319F-11
	166F-10		412B-18		319G-7
	166G-10		412C-18		319H-7
	166H-10		412D-18		319J-7
19132-95500	166D-10		412E-18	21313-93900	208F-9
	166E-10		412F-18		560A-2
	166J-10		412G-18	22511-99011	336A-2
19141-90L01	166A-2		412H-18		336B-2
	166B-2		412J-18		336C-2
	166C-2	21126-92D00	208A-6		336D-2
	166F-2		208B-6		336E-2
	166G-2		208C-6		336F-2
	166H-2		208D-6		336G-2
19141-93960	166D-2		208E-6		336H-2
	166E-2		208F-6		336J-2
	166J-2		208G-6	23111-95L00	208A-2
19811-95L00	166A-3		208H-6		208B-2
	166B-3		208J-6		208C-2
	166C-3	21126-95L00	208A-7		208D-2
	166D-3		208B-7		208E-2
	166E-3		208C-7		208F-2

PART NO.	FIG.NO.-REF.NO.	PART NO.	FIG.NO.-REF.NO.	PART NO.	FIG.NO.-REF.NO.
	208G-2		210D-2		160C-13
	208H-2		210E-2-2		160D-13
23131-93900	208J-2		210F-2-2		160E-13
	412A-17		210G-2-2		160F-13
	412B-17		210H-2-2		160G-13
	412C-17	25211-99JL0	210J-2-2		160H-13
	412D-17		210A-5		160J-13
	412E-17		210B-5		210A-7
	412F-17		210C-5		210B-7
	412G-17		210D-5		210C-7
	412H-17		210E-5		210D-7
23211-95L00	412J-17		210F-5		210E-7
	208A-3		210G-5		210F-7
	208B-3		210H-5		210G-7
	208C-3		210J-5		210H-7
	208D-3	25215-90L00	210A-6		210J-7
	208E-3		210B-6		335A-13
	208F-3		210C-6		335B-13
	208G-3		210D-6		335C-13
	208H-3		210E-6		335D-13
	208J-3		210F-6		335E-13
23213-95L00	208A-5		210G-6		335F-13
	208B-5		210H-6		335G-13
	208C-5		210J-6		335H-13
	208D-5	25311-99J00	210A-3		335J-13
	208E-5		210B-3	29162-93J00	335B-14
	208F-5		210C-3		335C-14
	208G-5		210D-3		335D-14
	208H-5		210E-3		335E-14
	208J-5		210F-3		335G-14
23311-95J00	210A-1		210G-3		335H-14
	210B-1		210H-3		335J-14
	210C-1		210J-3	29162-93J10	405A-23
	210D-1	29125-93J10	405A-27		405B-23
	210E-1		405B-27-1		405C-23
	210F-1		405B-27-2		405D-23
	210G-1		405C-27-1		405E-23
	210H-1		405C-27-2		405F-23
	210J-1		405D-27		405G-23
25111-90L01	210A-2-1		405E-27-1		405H-23
	210B-2-1		405E-27-2		405J-23
	210C-2-1		405F-27		444B-4
	210E-2-1		405G-27-1		444C-4
	210F-2-1		405G-27-2		444D-4
	210G-2-1		405H-27-1		444E-4
	210H-2-1		405H-27-2		444G-4
	210J-2-1		405J-27-1		444H-4
25111-90L11	210A-2-2		405J-27-2		444J-4
	210B-2-2	29141-93J00	160A-13	29201-93J00	336B-29
	210C-2-2		160B-13		336C-29

PART NO.	FIG.NO.-REF.NO.	PART NO.	FIG.NO.-REF.NO.	PART NO.	FIG.NO.-REF.NO.
	336D-29		303F-1		307H-1
	336E-29		303H-1		307J-1
	336G-29	32102-90L20	303G-2	32915-95L00	307A-3
	336H-29	32102-90L30	303D-2		307B-3
	336J-29		303E-2		307C-3
29404-93J10	303A-8		303K-2		307D-3
	303B-8	32102-95L10	303A-2		307E-3
	303C-8		303B-2		307F-3
	303D-8		303C-2		307G-3
	303E-8		303F-2		307H-3
	303F-8		303H-2		307J-3
	303G-8		303J-2	32916-92L00	319F-14
	303H-8	32140-93900	303A-10		560A-5
	303J-8		303B-10	33410-95L10	307A-4
	303K-8		303C-10		307B-4
29440-93J00	336A-24		303D-10		307C-4
	336B-26		303E-10		307D-4
	336C-26		303F-10		307E-4
	336D-26		303G-9		307F-4
	336E-26		303H-10		307G-4
	336F-24		303J-10		307H-4
	336G-26		303K-10		307J-4
	336H-26	32200-93910	303C-13	33446-98E20	319A-11
	336J-26		303D-13		319B-11
			303E-13		319C-11
			303G-12		319D-10
			303J-13		319E-10
			303K-13		319F-16
			303A-6		319G-11
			303B-6		319H-11
			303C-6		319J-10
			303D-6	33510-90L00	307A-7
			303E-6		307B-7
			303F-6		307C-7
			303G-6		307F-7
			303H-6		307G-7
			303J-6		307H-7
			303K-6	33510-95520	307D-7
			552A-1		307E-7
		32500-95722	552A-2		307J-7
		32590-93900	322A-1	33800-95L02	560A-1
		32800-95D01	551A-2	33810-92D00	322A-3
			551A-1		560A-3
		32801-93903	307A-1	33811-96300	322A-4
		32900-90L10	307B-1		560A-4
			307C-1	33820-93900	322A-5
			307D-1		560A-6
			307E-1	33833-91J00	322A-8
			307F-1		560A-7
			307G-1	36610-93901	322A-9
32101-95L10	303A-1				
	303B-1				

PART NO.	FIG.NO.-REF.NO.	PART NO.	FIG.NO.-REF.NO.	PART NO.	FIG.NO.-REF.NO.
	560A-8		319D-9		319H-1
36612-93900	412A-19		319E-9		319J-1
	412B-19		319F-15	39600-93910	551A-9
	412C-19		319G-10	39601-95D00	551A-10
	412D-19		319H-10	39602-93900	551A-12
	412E-19		319J-9	39603-94400	551A-13
	412F-19	37801-98300	319A-6	39669-94400	412A-16
	412G-19		319B-6		412B-16
	412H-19		319C-6		412C-16
	412J-19		319D-6		412D-16
	552A-7		319E-6		412E-16
36630-93901	552A-8		319F-10		412F-16
36631-94300	551A-11		319G-6		412G-16
36634-93910	322A-6		319H-6		412H-16
36740-93901	551A-3		319J-6		412J-16
36740-95253	336B-32		551A-6		
36894-87D00	336C-32	37823-97J00	319A-4		
	336D-32		319B-4		
	336E-32		319C-4		
	336G-32		319D-4		
	336H-32		319E-4	41111-90L00-0EP	335B-1
	336J-32		319F-8		335C-1
	405A-26		319G-4		335D-1
36894-95201	405B-26		319H-4		335E-1
	405C-26		319J-4		335G-1
	405D-26	37826-97J00	319A-5		335H-1
	405E-26		319B-5		335J-1
	405F-26		319C-5	41111-99J00-0EP	335A-1
	405G-26		319D-5		335F-1
	405H-26		319E-5	41121-90L00-0EP	335B-2
	405J-26		319F-9		335C-2
36990-87D00	551A-16		319G-5		335D-2
37132-93700	551A-5		319H-5		335E-2
37161-95L02	322A-10		319J-5		335G-2
	560A-9	37830-90L01	319A-3		335H-2
	319A-8		319B-3		335J-2
37163-89L00	319B-8		319C-3	41121-99J00-0EP	335A-2
	319C-8		319D-3		335F-2
	319F-12		319E-3	41130-90L00	335B-7
	319G-8		319F-7		335C-7
	319H-8		319G-3		335D-7
37721-96354	319F-1		319H-3		335E-7
	560A-10		319J-3		335G-7
37725-94302	319F-2	37835-95D00	319A-1		335H-7
	560A-11		319B-1		335J-7
	319F-3		319C-1	41210-89E11	335A-17
37726-94402	560A-12		319D-1		335B-21
	319A-10		319E-1		335C-21
37800-93954	319B-10		319F-5		335D-21
	319C-10		319G-1		335E-21

PART NO.	FIG.NO.-REF.NO.	PART NO.	FIG.NO.-REF.NO.	PART NO.	FIG.NO.-REF.NO.
41211-89ELO	335F-17	41411-95L00-0EP	336E-11	43711-99J00	336A-3
	335G-21		336G-11		336B-3
	335H-21		336H-11		336C-3
	335J-21		336J-11		336D-3
	335A-3		336A-28		336E-3
41212-91J00	335B-3	43111-90L00-0EP	336F-28	43750-90L11-0EP	336F-3
	335C-3		336B-1		336G-3
	335D-3		336C-1		336H-3
	335E-3		336D-1		336J-3
	335F-3		336E-1		336B-4
41213-94J01	335G-3	43111-99J60-0EP	336G-1	43111-99J60-0EP	336C-4
	335H-3		336H-1		336D-4
	335J-3		336J-1		336E-4
	335A-4		336A-1		336G-4
	335B-4		336F-1		336H-4
41222-91L00	335C-4	43112-95L00	405A-28	43750-95L10-0EP	336J-4
	335D-4		405B-28		336A-4
	335E-4		405C-28		336F-4
	335F-4		405E-28		336B-20
	335G-4		405F-28		336C-20
41225-89L00	335H-4	43211-87JL0	405G-28	45241-89L00	336D-20
	335J-4		405H-28		336E-20
	335A-5		405J-28		336G-20
	335B-5		336B-7		336H-20
	335C-5		336C-7		336J-20
41225-94400	335D-5	43411-939L0	336D-7	45241-90L00	336A-18
	335E-5		336E-7		336F-18
	335F-5		336G-7		336A-8
	335G-5		336H-7		336F-8
	335H-5		336J-7		336B-9
41225-94502	335J-5	43412-93900	336A-6	45247-99J00	336C-9
	335B-9		336F-6		336D-9
	335C-9		336A-20		336E-9
	335D-9		336B-22		336G-9
	335E-9		336C-22		336H-9
41225-89L00	335G-9	43412-93900	336D-22	45250-89L03	336J-9
	335H-9		336E-22		336A-9
	335J-9		336F-20		336F-9
	336A-10		336G-22		336B-10
	336F-10		336H-22		336C-10
41225-94502	335B-16	43412-93900	336J-22	45250-90L00	336D-10
	335C-16		336A-21		336E-10
	335D-16		336B-23		336G-10
	335E-16		336C-23		336H-10
	335G-16		336D-23		336J-10
41225-94502	335H-16	43412-93900	336E-23	45250-90L00	336A-19
	335J-16		336F-21		336F-19
	336B-11		336G-23		336A-11
	336C-11		336H-23		336F-11
	336D-11		336J-23		336B-12

PART NO.	FIG.NO.-REF.NO.	PART NO.	FIG.NO.-REF.NO.	PART NO.	FIG.NO.-REF.NO.
45255-93001	336C-12	50000	336F-27	52111-95L00-0EP	405G-6
	336D-12		405H-6		
	336E-12		405J-6		
	336G-12		405A-7		
	336H-12		405B-7		
45261-92L00	336J-12	50000	405C-7	52111-95L10-0EP	405D-7
	336B-14		405E-7		
	336C-14		405F-7		
	336D-14		405G-7		
	336E-14		405H-7		
45261-95L00	336G-14	50000	405A-5-1	52111-95L10-0EP	405J-7
	336H-14		405B-5-1		
	336J-14		405C-5-1		
	336B-15		405E-5-1		
	336C-15		405F-5-1		
45420-90L00	336D-15	50000	405G-5-1	52111-95L10-0EP	405A-14
	336E-15		405H-5-1		
	336G-15		405J-5-1		
	336H-15		405F-14		
	336J-15		405G-14		
45420-99J00	336A-13	50000	405B-5-2	52113-93910	405H-14
	336F-13		405C-5-2		
	335B-10		405D-5		
	335C-10		405E-5-2		
	335D-10		405F-5-2		
45425-94J01	335E-10	50000	405G-5-2	52113-93910	405A-9
	335G-10		405H-5-2		
	335H-10		141A-6-2		
	335J-10		141B-6-2		
	335A-14		141C-6-2		
45700-90L00	335F-14	50000	141D-6	52113-95L00	405J-14
	335A-15		141E-6-2		
	335B-20		141F-6-2		
	335C-20		141G-6-2		
	335D-20		141H-6-2		
45710-95L01	335E-20	50000	141J-6-2	52117-94400	405B-9
	335F-15		141A-6-1		
	335G-20		141B-6-1		
	335H-20		141C-6-1		
	335J-20		141E-6-1		
45722-94J11	336B-27	50000	141F-6-1	52117-94400	405C-9
	336C-27		141G-6-1		
	336D-27		141H-6-1		
	336E-27		141J-6-1		
	336G-27		405A-6		
45710-95L01	336H-27	50000	405B-6	52117-94400	405A-8
	336J-27		405C-6		
	336A-25		405D-6		
	336F-25		405E-6		
	336A-27		405F-6		
45710-95L01	336A-25	50000	405B-6	52117-94400	405A-8
	336F-25		405C-6		
	336A-27		405D-6		
	336A-25		405E-6		
	336A-27		405F-6		
45710-95L01	336A-25	50000	405B-6	52117-94400	405A-8
	336F-25		405C-6		
	336A-27		405D-6		
	336A-25		405E-6		
	336A-27		405F-6		
45710-95L01	336A-25	50000	405B-6	52117-94400	405A-8
	336F-25		405C-6		
	336A-27		405D-6		
	336A-25		405E-6		
	336A-27		405F-6		

PART NO.	FIG.NO.-REF.NO.	PART NO.	FIG.NO.-REF.NO.	PART NO.	FIG.NO.-REF.NO.
	405C-15	55331-99J10	407A-21		220D-8
	405D-15	55332-90L00	220A-25		220E-8
	405E-15		220B-25		220F-8
	405F-15		220C-25		220G-8
	405G-15		220D-25		220H-8
	405H-15		220E-25		220J-8
54211-90L10-0EP	405J-15		220F-25	57510-90L00	220A-9
	405A-12-2		220G-25		220B-9
	405B-12		220H-25		220C-9
	405C-12		220J-25		220D-9
	405D-12	55332-99J10	407A-22		220E-9
	405E-12	56120-99J41-0EP	407A-10		220F-9
	405F-12-2	56130-90L00	220A-21		220G-9
	405G-12		220B-21		220H-9
	405H-12		220C-21		220J-9
54213-93901	405J-12		220D-21	57521-90L00	220A-10
	405A-25		220E-21		220B-10
	405B-25		220F-21		220C-10
	405C-25		220G-21		220D-10
	405D-25		220H-21		220E-10
	405E-25		220J-21		220F-10
	405F-25	56132-99J10	220A-23		220G-10
	405G-25		220B-23		220H-10
	405H-25		220C-23		220J-10
	405J-25		220D-23		220A-14
54221-90L10-0EP	405A-12-1		220E-23	57610-99JL0	220B-14
	405A-13-1		220F-23		220C-14
	405A-13-2		220G-23		220D-14
	405B-13		220H-23		220E-14
	405C-13		220J-23		220F-14
	405D-13	57100-90L30	220A-1-2		220G-14
	405E-13		220B-1-2		220H-14
	405F-12-1		220C-1-2		220J-14
	405F-13-1		220D-1	57621-90L10	220A-15
	405F-13-2		220E-1-2		220B-15
	405G-13		220F-1-2		220C-15
	405H-13		220G-1-2		220D-15
	405J-13		220H-1-2		220E-15
55100-99J40-0EP	407A-1		220J-1-2		220F-15
55321-87J01	407A-6-1	57100-90L40	220A-1-1		220G-15
55321-87J11	407A-6-2		220B-1-1		220H-15
55321-90L00	405A-3		220C-1-1		220J-15
	405B-3		220E-1-1	57631-93901	220A-19
	405C-3		220F-1-1		220B-19
	405D-3		220G-1-1		220C-19
	405E-3		220H-1-1		220D-19
	405F-3		220J-1-1		220E-19
	405G-3	57311-90L00	220A-8		220F-19
	405H-3		220B-8		220G-19
	405J-3		220C-8		220H-19

PART NO.	FIG.NO.-REF.NO.	PART NO.	FIG.NO.-REF.NO.	PART NO.	FIG.NO.-REF.NO.
	220J-19		420H-11		420E-1
57632-94J00	407A-17		420J-12		420F-1
57632-98501	220A-20				420G-1
	220B-20				420H-1
	220C-20				420J-1
	220D-20			61433-95L00	420A-2
	220E-20				420B-2
	220F-20				420C-2
	220G-20				420D-2
	220H-20				420E-2
	220J-20				420F-2
	407A-15-1	61110-95L00-0EP	412A-1		420G-2
58100-89L00-019	407A-15-3		412B-1		420H-2
58100-89L40-019	407A-15-2		412C-1		420J-2
58100-89L60-019	407A-15-4		412E-1	61435-95L00	420A-8
58100-90L40-019	407A-15-5		412F-1		420B-8
58100-90L50-019	407A-15-6		412G-1		420C-8
58100-90L60-019	407A-16		412H-1		420D-8
58120-89L00	407A-8		412J-1		420E-8
59178-97J00	146D-7	61112-95L10	412A-2	61435-95L10	420F-8
59412-91J00	146D-11		412B-2		420G-8
	146E-7		412C-2		420H-8
	146E-11		412D-2		420J-8
	146J-7		412E-2	61443-95L00	420A-5
	146J-11		412F-2		420B-5
59441-94J00	220A-17		412G-2		420C-5
	220B-17		412H-2		420D-5
	220C-17		412J-2		420E-5
	220D-17	61113-95L00	412A-3		420F-5
	220E-17		412B-3		420G-5
	220F-17		412C-3		420H-5
	220G-17		412D-3		420J-5
	220H-17		412E-3	61449-93921	420D-9
	220J-17		412F-3		420E-9
59441-99J00	220A-18		412G-3		420J-9
	220B-18		412H-3	61453-95L00	420A-6
	220C-18		412J-3		420B-6
	220D-18	61151-91J11	412A-14		420C-6
	220E-18		412B-14		420D-6
	220F-18		412C-14		420E-6
	220G-18		412D-14		420F-6
	220H-18		412E-14		420G-6
	220J-18		412F-14		420H-6
59800-90L01	420A-11		412G-14		420J-6
	420B-11		412H-14	61458-89L00	420A-9
	420C-11		412J-14		420B-9
	420D-12	61400-95L00-0EP	420A-1		420C-9
	420E-12		420B-1		420D-10
	420F-11		420C-1		420E-10
	420G-11		420D-1		420F-9

PART NO.	FIG.NO.-REF.NO.	PART NO.	FIG.NO.-REF.NO.	PART NO.	FIG.NO.-REF.NO.
61472-94J00	420G-9	63121-95L10-0EP	444C-8	63121-95L10-0EP	444G-1
	420H-9		444D-8		444H-1
	420J-10		444E-8		444J-1
	167A-11		444G-8		444A-1
61610-90L00	412A-4	63210-91J10	444H-8	63210-91J10	444F-1
	412B-4		444J-8		444A-19
	412C-4		444A-7		444B-20
	412D-4		444F-7		444C-20
61616-93E00	412E-4	63114-94300	444A-3	63114-94300	444D-20
	412F-4		444B-5		444E-20
	412G-4		444C-5		444F-19
	412H-4		444D-5		444G-20
61622-90L00	412J-4	63115-95L00	444E-5	63115-95L00	444H-20
	412A-5		444F-3		444J-20
	412B-5		444G-5		444A-21
	412C-5		444H-5		444B-22
61622-90L00	412D-5	63115-96310	444J-5	63115-96310	444C-22
	412E-5		444A-5		444D-22
	412F-5		444F-5		444E-22
	412G-5		444A-4		444F-21
61622-90L00	412H-5	63220-91L00	444B-6	63220-91L00	444G-22
	412J-5		444C-6		444H-22
	420A-3		444D-6		444J-22
	420B-3		444E-6		444A-9
61642-95L00	420C-3	63118-94300	444F-4	63118-94300	444B-10
	420D-3		444G-6		444C-10
	420E-3		444H-6		444D-10
	420F-3		444J-6		444E-10
61642-95L00	420G-3	63223-89J00	444A-23-1	63223-89J00	444F-9
	420H-3		444B-24-1		444G-10
	420J-3		444C-24-1		444H-10
	412A-6		444D-24-1		444J-10
61827-94J01	412B-6	63223-92D00	444E-24-1	63223-92D00	444D-18
	412C-6		444F-23-1		444E-18
	412D-6		444G-24-1		444J-18
	412E-6		444H-24-1		444A-17
61827-94J01	412F-6	63118-94310	444J-24-1	63118-94310	444B-18
	412G-6		444A-23-2		444C-18
	412H-6		444B-24-2		444F-17
	412J-6		444C-24-2		444G-18
63111-95L10-0EP	412A-12	63225-93200	444D-24-2	63225-93200	444H-18
	412B-12		444E-24-2		444A-15
	412C-12		444F-23-2		444B-16
	412D-12		444G-24-2		444C-16
63111-95L10-0EP	412E-12	63121-90L00-0EP	444H-24-2	63121-90L00-0EP	444D-16
	412F-12		444J-24-2		444E-16
	412G-12		444B-1		444F-15
	412H-12		444C-1		444G-16
63111-95L10-0EP	412J-12	63111-95L10-0EP	444D-1	63111-95L10-0EP	444H-16
	444B-8		444E-1		444J-16

PART NO.	FIG.NO.-REF.NO.	PART NO.	FIG.NO.-REF.NO.	PART NO.	FIG.NO.-REF.NO.
63228-92DL0	444A-11	65000-99100	432G-1	65000-99100	432H-7
	444B-12		432H-1		432D-7
	444C-12		432D-1		430A-14
	444D-12		432E-15		430B-14
63240-95L00	444E-12	65520-95D01	432A-2	65520-95D01	430A-7
	444F-11		432B-2		430B-7
	444G-12		432C-2		432A-9
	444H-12		432E-2		432B-9
63241-95L01	444J-12	65520-99100	432F-2	65520-99100	432C-9
	444A-10		432G-2		432D-9
	444B-11		432H-2		432E-9
	444C-11		432D-2		432F-9
63241-95L01	444D-11	65561-95D00	432A-3	65561-95D00	432G-9
	444E-11		432B-3		432H-9
	444F-10		432C-3		432A-10
	444G-11		432D-3		432B-10
63610-91L00	444H-11	65700-87DL0	432E-3	65700-87DL0	432C-10
	444J-11		432F-3		432D-10
	444A-12		432G-3		432E-10
	444B-13		432H-3		432F-10
63610-91L00	444C-13	65700-94416	432A-8	65700-94416	432G-10
	444D-13		432B-8		432H-10
	444E-13		432C-8		430A-19
	444F-12		432F-8		430B-19
63625-93900	444G-13	65700-94433	432G-8	65700-94433	432D-16
	444H-13		432H-8		432A-11
	444J-13		430A-6		432B-11
	444A-6		430B-6		432C-11
65000-95D01	444B-7	65720-955L0	430A-13	65720-955L0	432F-11
	444C-7		430B-13		432G-11
	444D-7		432D-8		432H-11
	444E-7		432E-8		430A-8
65000-95D01	444F-6	65720-985L1	430A-1	65720-985L1	430B-8
	444G-7		430B-1		432D-12
	444H-7		430A-2		432E-12
	444J-7		430B-2		432E-12
65000-95D01	444A-22	65740-95D01	432D-13	65740-95D01	430A-12
	444B-23		432A-13		430A-15
	444C-23		432B-13		430B-12
	444D-23		432C-13		430B-15
65000-95D01	444E-23	65740-95D01	432E-13	65740-95D01	432A-12
	444F-22		432F-13		432B-12
	444G-23		432G-13		432C-12
	444H-23		432H-13		432C-12
65000-95D01	444J-23	65740-95D01	432A-7	65740-95D01	432D-11
	432A-1		432B-7		432E-11
	432B-1		432C-7		432F-12
	432C-1		432E-7		432G-12
65000-95D01	432E-1	65830-95500	432F-7	65830-95500	430A-9
	432F-1		432G-7		430A-16
					430B-9

PART NO.	FIG.NO.-REF.NO.	PART NO.	FIG.NO.-REF.NO.	PART NO.	FIG.NO.-REF.NO.
65831-95D00	430B-16		336C-33		166J-9
	432A-4		336D-33	01550-06127	166A-8
	432B-4		336E-33		166B-8
	432C-4		336F-29		166C-8
	432D-4		336G-33		166D-8
65842-94401	432E-4		336H-33		166E-8
	432F-4		336J-33		166F-8
	432G-4				166G-8
	432H-4				166H-8
	430A-10				166J-8
	430A-17				319A-2
	430B-10				319B-2
65890-95D00	430B-17	90000			319C-2
	432A-5				319D-2
65890-99100	432B-5	99000-81159-50M	167A-12		319E-2
	432C-5	99011-90L80-063	420A-13		319F-6
	432E-5		420B-13		319G-2
	432F-5		420C-13		319H-2
	432G-5		420C-13		319J-2
65892-95D00	432H-5		420F-13	01550-06167	307A-2
	432D-5		420G-13		307B-2
	432A-6		420H-13		307C-2
	432B-6	99011-90L90-063	420D-14		307D-2
	432C-6		420E-14		307E-2
68110-89L00	432D-6		420J-14		307F-2
	432E-6				307G-2
	432F-6				307H-2
	432G-6	00000			307J-2
	432H-6				319F-4
	420A-12				560A-14
	420B-12	01421-06307	125A-16	01550-06207	167A-8
420C-12		125B-16	01550-06257	301A-11	
420D-13		125C-16		307A-6	
420E-13		125D-18		307B-6	
420F-12		125E-18		307C-6	
420G-12		125F-16		307D-6	
420H-12		125G-16		307E-6	
420J-13		125H-16		307F-6	
420A-10		125J-18		307G-6	
420B-10	01550-05127	125D-15		307H-6	
420C-10		125E-15		307J-6	
420D-11		125J-15	01550-06307	112A-12	
420E-11	01550-05167	166A-9		112B-12	
420F-10		166B-9		112C-12	
420G-10		166C-9		112D-12	
420H-10		166D-9		112E-12	
420J-11		166E-9		112F-12	
69711-93E10	167A-10	166F-9		112G-12	
69911-91J50	336A-29	166G-9		112H-12	
	336B-33	166H-9		112J-12	

PART NO.	FIG.NO.-REF.NO.	PART NO.	FIG.NO.-REF.NO.	PART NO.	FIG.NO.-REF.NO.	
01550-06357	112A-15		112E-8		125G-4	
	112B-15		112F-8		125H-4	
01580-08407	112C-15		112G-8		125J-4	
	112D-15		112H-8	02112-35127	301A-15	
	112E-15		112J-8	02142-05257	322A-2	
	112F-15		112A-3		551A-7	
	112G-15		112B-3	02142-06167	412A-13	
	112H-15		112C-3		412B-13	
	112J-15		112D-3		412C-13	
	125A-6		112E-3		412D-13	
	125B-6		112F-3		412E-13	
	125C-6		112G-3		412F-13	
02112-05167	125D-6		112H-3		412G-13	
	125E-6		112J-3		412H-13	
01550-06907	125F-6	02112-05167	208F-10		412J-13	
	125G-6		560A-13	02162-06127	552A-3	
	125H-6	02112-05207	166A-10	03141-0416A	160A-12	
	125J-6		166B-10		160B-12	
	125A-14		166C-10		160C-12	
	125B-14	02112-06127	303A-9		160D-12	
	125C-14		303B-9		160E-12	
	125D-16		303C-9		160F-12	
	125E-16		303D-9		160G-12	
	125F-14		303E-9		160H-12	
01550-08257	125G-14		303F-9		160J-12	
	125H-14		303H-9	03542-05169	125A-9	
	125J-16		303J-9		125B-9	
	301A-12		303K-9		125C-9	
	01560-06457	112A-7	02112-0625B	303A-11		125D-9
		112B-7		303B-11		125E-9
	112C-7		303C-11		125F-9	
	112D-7		303C-14		125G-9	
	112E-7		303D-11		125H-9	
	112F-7		303D-14		125J-9	
112G-7		303E-11		420A-4		
112H-7		303E-14		420B-4		
112J-7		303F-11		420C-4		
01560-06657	112A-6		303G-10		420D-4	
	112B-6		303G-13		420E-4	
	112C-6		303H-11		420F-4	
	112D-6		303J-11		420G-4	
	112E-6		303J-14		420H-4	
02112-3306A	112F-6		303K-11		420J-4	
	112G-6		303K-14	04211-09109	112A-5	
	112H-6		125A-4		112B-5	
	112J-6		125B-4		112C-5	
	112A-8		125C-4		112D-5	
	112B-8		125D-4		112E-5	
	112C-8		125E-4		112F-5	
	112D-8		125F-4		112G-5	

PART NO.	FIG.NO.-REF.NO.	PART NO.	FIG.NO.-REF.NO.	PART NO.	FIG.NO.-REF.NO.
08110-60020	112H-5	08321-0106A	303A-12	09108-06141	160A-14
	112J-5		303B-12		160B-14
	220A-2		303C-12		160C-14
	220B-2		303C-15		160D-14
	220C-2		303D-12		160E-14
	220D-2		303D-15		160F-14
	220E-2		303E-12		160G-14
	220F-2		303E-15		160H-14
	220G-2		303F-12		160J-14
	220H-2		303G-11		444B-2
220J-2	303G-14	444C-2			
08110-60050	407A-11	08322-01057	303H-12	09111-10067	335B-17
	166A-14		303J-12		335C-17
	166A-15		303J-15		335D-17
	166B-14		303K-12		335E-17
166B-15	303K-15	552A-6	335A-10	09116-06225	335G-17
166C-14	166A-11	335B-12	335H-17		
166C-15	166B-11	335C-12	335J-17		
166D-12	166C-11	335D-12	336A-26		
166E-12	08322-01067	335E-12	336F-26		
166F-12	09100-06177	335F-10	208A-8		
166G-12		335G-12	208B-8		
166H-12		335H-12	208C-8		
166J-12		335J-12	208D-8		
208F-11		336A-22	208E-8		
560A-15		336B-24	208F-8		
08310-00067	301A-16	09100-08232	336C-24	09116-08151	444A-2
	552A-4		336D-24		444F-2
	125A-17		336E-24		405A-21
	125B-17		336F-22		405B-21
08316-10067	125C-17	09100-08310	336G-24	09116-08152	405C-21
	125D-19		336H-24		405D-21
	125E-19		336J-24		405E-21
	125F-17		405A-17		405F-21
	125G-17		405B-17		405G-21
	125H-17		405C-17		405H-21
	125J-19		405D-17		405J-21
	146A-7		405E-17		405A-16
	146B-7		405F-17		405B-16
	146C-7		405G-17		405C-16
146D-4	405H-17	405D-16			
08316-10087	146E-4	09100-08310	405I-17	09116-08154	405E-16
	146F-7		405J-17		405F-16
	146G-7		405K-17		405G-16
	146H-7		405L-17		405H-16
	146J-4		405M-17		
	146K-4		405N-17		
08321-0105A	551A-8	09100-10320	335A-7	09125-05046	444A-14
	301A-17		335B-7		444B-15
	552A-5		335C-7		444C-15
	560A-16		335D-7		444D-15
08321-01067		09103-06281	407A-7	09125-06063	444E-15
					444F-14
					444G-15
					444H-15
					444J-15
					444K-15

PART NO.	FIG.NO.-REF.NO.	PART NO.	FIG.NO.-REF.NO.	PART NO.	FIG.NO.-REF.NO.
09116-06227	412H-9	09118-08168	405J-16	09126-06015	336G-8
	412J-9		405A-1		336H-8
	407A-14		405B-1		336J-8
	220A-24		405C-1		444A-18
	220B-24		405D-1		444B-19
	220C-24		405E-1		444C-19
	220D-24		405F-1		444D-19
	220E-24		405G-1		444E-19
	220F-24		405H-1		444F-18
	220G-24		405J-1		444G-19
220H-24	405A-18	444H-19			
220J-24	405B-18	444J-19			
09116-06232	141A-3	09118-08170	405C-18	09126-06022	303A-7
	141B-3		405D-18		303B-7
	141C-3		405E-18		303C-7
	141D-3		405F-18		303D-7
141E-3	405G-18	303E-7			
141F-3	405H-18	303F-7			
141G-3	405J-18	303G-7			
141H-3	405A-2	303H-7			
141J-3	405B-2	303J-7			
405A-24	405C-2	303K-7			
405B-24	405D-2	412A-10			
405C-24	405E-2	412B-10			
405D-24	405F-2	412C-10			
405E-24	405G-2	412D-10			
405F-24	405H-2	412E-10			
405G-24	405J-2	412F-10			
405H-24	166A-13	412G-10			
405J-24	166B-13	412H-10			
407A-5	166C-13	412J-10			
444A-2	166D-11	405A-19			
444F-2	166E-11	405B-19			
405A-21	166F-11	405C-19			
405B-21	166G-11	405D-19			
405C-21	166H-11	405E-19			
405D-21	166J-11	405F-19			
405E-21	444A-14	405G-19			
405F-21	444B-15	405H-19			
405G-21	444C-15	405J-19			
405H-21	444D-15	444B-3			
405J-21	444E-15	444C-3			
405A-16	444F-14	444D-3			
405B-16	444G-15	444E-3			
405C-16	444H-15	444G-3			
405D-16	444J-15	444H-3			
405E-16	336B-8	444J-3			
405F-16	336C-8	430A-4			
405G-16	336D-8	430B-4			
405H-16	336E-8	432A-14			

PART NO.	FIG.NO.-REF.NO.	PART NO.	FIG.NO.-REF.NO.	PART NO.	FIG.NO.-REF.NO.
	432B-14		166G-7		336C-25
	432C-14		166H-7		336D-25
	432E-14		166J-7		336E-25
	432F-14	09160-06082	160A-15		336F-23
	432G-14		160B-15		336G-25
09140-12038	432H-14		160C-15		336H-25
	430A-3		160D-15		336J-25
	430B-3		160E-15		405A-20
09140-14008	432D-14		160F-15		405B-20
	303A-3		160G-15		405C-20
	303B-3		160H-15		405D-20
	303C-3		160J-15		405E-20
	303D-3		210A-8		405F-20
	303E-3		210B-8		405G-20
	303F-3		210C-8		405H-20
	303G-3		210D-8		405J-20
	303H-3		210E-8	09160-08084	405A-22
	303J-3		210F-8		405B-22
	303K-3		210G-8		405C-22
09141-12005	407A-18		210H-8		405D-22
09148-06008	125A-13		210J-8		405E-22
	125B-13		335A-11		405F-22
	125C-13		335F-11		405G-22
	125F-13		336A-14		405H-22
	125G-13		336B-16		405J-22
	125H-13		336B-28	09160-10082	335A-9
09159-10050	335A-8		336C-16		335B-18
	335F-8		336C-28		335C-18
09159-22006	335B-15		336D-16		335D-18
	335C-15		336D-28		335E-18
	335D-15		336E-16		335F-9
	335E-15		336E-28		335G-18
	335G-15		336F-14		335H-18
	335H-15		336G-16		335J-18
	335J-15		336G-28	09160-10159	432A-15
09160-06066	125A-15		336H-16		432B-15
	125B-15		336H-28		432C-15
	125C-15		336J-16		432D-15
	125D-17		336J-28		432F-15
	125E-17	09160-06094	412A-11		432G-15
	125F-15		412B-11		432H-15
	125G-15		412C-11	09160-12066	407A-19
	125H-15		412D-11	09160-12067	430A-5
	125J-17		412E-11		430B-5
	166A-7		412F-11		432E-16
	166B-7		412G-11	09160-14052	303A-4
	166C-7		412H-11		303B-4
	166D-7		412J-11		303C-4
	166E-7	09160-08082	336A-23		303D-4
	166F-7		336B-25		303E-4

PART NO.	FIG.NO.-REF.NO.	PART NO.	FIG.NO.-REF.NO.	PART NO.	FIG.NO.-REF.NO.
	303F-4	09160-17039	220A-11-2		220F-5-2
	303G-4		220B-11-2		220G-5-2
	303H-4		220C-11-2		220H-5-2
	303J-4		220D-11-2		220J-5-2
	303K-4		220E-11-2	09160-20043	220A-5-3
09160-17024	220A-11-1		220F-11-2		220B-5-3
	220B-11-1		220G-11-2		220C-5-3
	220C-11-1		220H-11-2		220D-5-3
	220D-11-1		220J-11-2		220E-5-3
	220E-11-1	09160-17040	220A-11-4		220F-5-3
	220F-11-1		220B-11-4		220G-5-3
	220G-11-1		220C-11-4		220H-5-3
	220H-11-1		220D-11-4		220J-5-3
	220J-11-1		220E-11-4	09160-20044	220A-5-4
09160-17025	220A-11-3		220F-11-4		220B-5-4
	220B-11-3		220G-11-4		220C-5-4
	220C-11-3		220H-11-4		220D-5-4
	220D-11-3		220J-11-4		220E-5-4
	220E-11-3	09160-17041	220A-11-6		220F-5-4
	220F-11-3		220B-11-6		220G-5-4
	220G-11-3		220C-11-6		220H-5-4
	220H-11-3		220D-11-6		220J-5-4
	220J-11-3		220E-11-6	09160-20052	116A-10
09160-17026	220A-11-5		220F-11-6	09160-21009	220A-6
	220B-11-5		220G-11-6		220B-6
	220C-11-5		220H-11-6		220C-6
	220D-11-5		220J-11-6		220D-6
	220E-11-5	09160-17042	220A-11-8		220E-6
	220F-11-5		220B-11-8		220F-6
	220G-11-5		220C-11-8		220G-6
	220H-11-5		220D-11-8		220H-6
09160-17027	220J-11-5		220E-11-8		220J-6
	220A-11-7		220F-11-8	09160-25040	220A-12-4
	220B-11-7		220G-11-8		220B-12-4
	220C-11-7		220H-11-8		220C-12-4
	220D-11-7		220J-11-8		220D-12-4
	220E-11-7	09160-20027	220A-4		220E-12-4
	220F-11-7		220B-4		220F-12-4
	220G-11-7		220C-4		220G-12-4
	220H-11-7		220D-4		220H-12-4
	220J-11-7		220E-4		220J-12-4
09160-17028	220A-11-9		220F-4	09160-25041	220A-12-5
	220B-11-9		220G-4		220B-12-5
	220C-11-9		220H-4		220C-12-5
	220D-11-9		220J-4		220D-12-5
	220E-11-9	09160-20042	220A-5-2		220E-12-5
	220F-11-9		220B-5-2		220F-12-5
	220G-11-9		220C-5-2		220G-12-5
	220H-11-9		220D-5-2		220H-12-5
	220J-11-9		220E-5-2		220J-12-5

PART NO.	FIG.NO.-REF.NO.	PART NO.	FIG.NO.-REF.NO.	PART NO.	FIG.NO.-REF.NO.
09160-25042	220A-12-6 220B-12-6 220C-12-6 220D-12-6 220E-12-6 220F-12-6 220G-12-6 220H-12-6 220J-12-6		220D-13 220E-13 220F-13 220G-13 220H-13 220J-13	09181-25162	220J-12-1 220A-12-2 220B-12-2 220C-12-2 220D-12-2 220E-12-2 220F-12-2 220G-12-2 220H-12-2 220J-12-2
09160-27013	336A-5 336B-5 336C-5 336D-5 336E-5 336F-5 336G-5 336H-5 336J-5	09181-20244	220A-5-5 220B-5-5 220C-5-5 220D-5-5 220E-5-5 220F-5-5 220G-5-5 220H-5-5	09181-25164	220A-12-3 220B-12-3 220C-12-3 220D-12-3 220E-12-3 220F-12-3 220G-12-3 220H-12-3 220J-12-3
09160-36003 09160-46004 09161-04012	116A-18 116A-19 412A-7 412B-7 412C-7 412D-7 412E-7 412F-7 412G-7 412H-7 412J-7	09181-20246	220A-5-6 220B-5-6 220C-5-6 220D-5-6 220E-5-6 220F-5-6 220G-5-6 220H-5-6 220J-5-6	09181-25181	220A-12-7 220B-12-7 220C-12-7 220D-12-7 220E-12-7 220F-12-7 220G-12-7 220H-12-7 220J-12-7
09163-06001	444A-20 444B-21 444C-21 444D-21 444E-21 444F-20 444G-21 444H-21 444J-21	09181-20248	220A-5-7 220B-5-7 220C-5-7 220D-5-7 220E-5-7 220F-5-7 220G-5-7 220H-5-7 220J-5-7	09200-05014	336A-15 336B-17 336C-17 336D-17 336E-17 336F-15 336G-17 336H-17 336J-17
09180-06357	335A-12 335B-8 335C-8 335D-8 335E-8 335F-12 335G-8 335H-8 335J-8	09181-20251	220A-5-1 220B-5-1 220C-5-1 220D-5-1 220E-5-1 220F-5-1 220G-5-1 220H-5-1 220J-5-1	09200-06061	336A-16 336B-18 336C-18 336D-18 336E-18 336F-16 336G-18 336H-18 336J-18
09181-15156	220A-13 220B-13 220C-13	09181-25160	220A-12-1 220B-12-1 220C-12-1 220D-12-1 220E-12-1 220F-12-1 220G-12-1 220H-12-1	09202-04008	160A-17 160B-17 160C-17 160D-17

PART NO.	FIG.NO.-REF.NO.	PART NO.	FIG.NO.-REF.NO.	PART NO.	FIG.NO.-REF.NO.
	160E-17 160F-17 160G-17 160H-17 160J-17 220A-16 220B-16 220C-16 220D-16 220E-16 220F-16 220G-16 220H-16 220J-16	09205-02006	166A-5 166B-5 166C-5 166D-5 166E-5 166F-5 166G-5 166H-5 166J-5 444A-8 444B-9 444C-9 444D-9 444E-9	09280-09012	210J-9 210A-10 210B-10 210C-10 210D-10 210E-10 210F-10 210G-10 210H-10 210J-10
09202-04025	220A-16 220B-16 220C-16 220D-16 220E-16 220F-16 220G-16 220H-16 220J-16	09205-03038	444A-8 444B-9 444C-9 444D-9 444E-9 444F-8 444G-9 444H-9 444J-9	09280-27004	336B-6 336C-6 336D-6 336E-6 336G-6 336H-6 336J-6
09202-06019	405A-11 405B-11 405C-11 405D-11 405E-11 405F-11 405G-11 405H-11 405J-11 407A-4	09205-06021	335A-6 335B-6 335C-6 335D-6 335E-6 335F-6 335G-6 335H-6 335J-6 407A-9 407A-3 116A-16 116A-5 407A-2 220A-7 220B-7 220C-7 220D-7 220E-7 220F-7 220G-7 220H-7 220J-7	09280-57002 09282-12L04 09282-13L01	407A-12 116A-21 220A-22 220B-22 220C-22 220D-22 220E-22 220F-22 220G-22 220H-22 220J-22 336A-7 336F-7 116A-17 116A-20 210A-11 210B-11 210C-11 210D-11 210E-11 210F-11 210G-11 210H-11 210J-11
09202-06023 09204-01002	336A-17 336B-19 336B-30 336C-19 336C-30 336D-19 336D-30 336E-19 336E-30 336F-17 336G-19 336G-30 336H-19 336H-30 336J-19 336J-30 336J-30 407A-20	09248-08001 09262-25003 09262-25L09 09263-14022 09263-17048 09263-20024	407A-9 407A-3 116A-16 116A-5 407A-2 220A-7 220B-7 220C-7 220D-7 220E-7 220F-7 220G-7 220H-7 220J-7 220F-7 220G-7 220H-7 220J-7	09282-27002	336A-7 336F-7 116A-17 116A-20 210A-11 210B-11 210C-11 210D-11 210E-11 210F-11 210G-11 210H-11 210J-11
09204-02004 09205-02004	210A-4 210B-4 210C-4 210D-4 210E-4 210F-4 210G-4 210H-4 210J-4	09263-20051 09280-06012	116A-9 210A-9 210B-9 210C-9 210D-9 210E-9 210F-9 210G-9 210H-9	09289-17L02 09289-30L01 09306-10023	407A-13 116A-15 336A-12 336F-12 336B-13 336C-13 336D-13 336E-13 336G-13

PART NO.	FIG.NO.-REF.NO.	PART NO.	FIG.NO.-REF.NO.	PART NO.	FIG.NO.-REF.NO.
09352-70113-600	336H-13	09401-08410	444F-13	09420-04008	160B-16
	336J-13		444G-14		160C-16
	146D-10		444H-14		160D-16
	146E-10		444J-14		160E-16
09355-45855-600	146J-10	09401-10412	146A-3	09440-12027	160F-16
	128D-14		146B-3		160G-16
	128E-14		146C-3		160H-16
	128J-14		146F-3		160J-16
09355-50108-110	146D-9	09401-11403	146G-3	09441-17001	303A-5
	146E-9		146H-3		303B-5
	146J-9		430A-11		303C-5
	146D-5		430A-18		303D-5
09355-50108-130	146E-5	09403-13408	430B-11	09407-10403	303E-5
	146J-5		430B-18		303F-5
	146D-6		146D-12		303G-5
	146E-6		146E-12		303H-5
09380-15001	146J-6	09407-14403	146J-12	09443-08031	303J-5
	220A-3		146D-13		303K-5
	220B-3		146E-13		444A-16
	220C-3		146J-13		444B-17
09381-14001	220D-3	09407-14403	551A-14	09448-29015	444C-17
	220E-3		319A-9		444D-17
	220F-3		319B-9		444E-17
	220G-3		319C-9		444F-16
09385-04003	220H-3	09407-14407	319D-8	09448-29015	444G-17
	220J-3		319E-8		444H-17
	116A-4		319F-13		444J-17
	166A-6		319G-9		335A-16
09385-04004	166B-6	09407-25402	319H-9	09448-29015	335B-11
	166C-6		319J-8		335C-11
	166D-6		307A-5		335D-11
	166E-6		307B-5		335E-11
09385-04004	166F-6	09407-25402	307C-5	09448-29015	335F-16
	166G-6		307D-5		335G-11
	166H-6		307E-5		335H-11
	166J-6		307F-5		335J-11
09385-04004	412A-8	09407-25402	307G-5	09448-29015	336B-31
	412B-8		307H-5		336C-31
	412C-8		307J-5		336D-31
	412D-8		412A-20		336E-31
09385-04004	412E-8	09420-03009	412B-20	09448-29015	336G-31
	412F-8		412C-20		336H-31
	412G-8		412D-20		336J-31
	412H-8		412E-20		335B-19
09385-04004	412J-8	09420-03009	412F-20	09448-29015	335C-19
	444A-13		412G-20		335D-19
	444B-14		412H-20		335E-19
	444C-14		412J-20		335G-19
09385-04004	444D-14	09420-03009	551A-15	09448-29015	335H-19
	444E-14		160A-16		335J-19

PART NO.	FIG.NO.-REF.NO.	PART NO.	FIG.NO.-REF.NO.	PART NO.	FIG.NO.-REF.NO.
09448-29018	336B-21	09481-20001	336C-21	09482-00533	336G-21
	336D-21		336H-21		
	336E-21		336J-21		
	336G-21		322A-7		
09481-20001	336H-21	09482-00533	551A-4	09482-00534	307A-8
	336J-21		307B-8		
	322A-7		307C-8		
	551A-4		307F-8		
09482-00533	307A-8	09482-00534	307G-8	09491-20019	307H-8
	307B-8		307D-8		
	307C-8		307E-8		
	307F-8		307J-8		
09482-00534	307G-8	09491-20019	307H-8	09491-25014	128J-29
	307H-8		128D-29		
	307J-8		128A-13		
	128J-29		128B-13		
09491-20019	128A-13	09491-25014	128C-13	09491-25014	128F-13
	128B-13		128G-13		
	128C-13		128H-13		
	128F-13		128E-29		
09491-25014	128G-13	09491-75008	128H-13	09492-40010	128E-2
	128H-13		128E-2		
	128E-29		128J-2		
	128E-2		128D-2		
09492-40010	128J-2	09492-50008	128D-2	09492-57003	128A-2
	128D-2		128B-2		
	128A-2		128C-2		
	128B-2		128F-2		
09492-50008	128C-2	09492-55009	128F-2	09492-57003	128G-2
	128F-2		128H-2		
	128G-2		128E-30		
	128H-2		128D-30		
09492-55009	128H-2	09493-30004	128E-30	09493-32003	128J-30
	128E-30		128D-30		
	128D-30		128J-30		
	128J-30				
09492-57003	128A-2	09493-32003	128D-30	09493-32003	
	128B-2				
	128C-2				
	128F-2				
09493-30004	128G-2	09493-32003	128H-2	09493-32003	
	128H-2				
	128E-30				
	128D-30				
09493-32003	128J-30	09493-32003		09493-32003	

SUZUKI DT9.9A/15A PARTS CATALOGUE

SUZUKI MOTOR CORPORATION All rights reserved

No part of this document may be reproduced or transmitted in any form or by any means, electronic or mechanical, for any purpose, without the express written permission of Suzuki Motor Corporation.

SUZUKI MOTOR CORPORATION

Technical Readiness Group, Quality Administration Department
300 Takatsuka, Minami, Hamamatsu, Japan

Reprint Prohibited

SUZUKI MOTOR CORPORATION